

PLEASE DO NOT WORRY ABOUT FORMATTING AT THIS POINT -- IT'S JUST TO HAVE THE GAF QUESTIONS TO WORK WITH

## View Application Data

- **The data below is from the application you submitted through Grants.gov. It is for review only; this information cannot be edited here. If changes are needed, contact the National Endowment for the Arts.**

- **Applicant Organization Name**

TEST Organization name

- **Organization Address**

TEST 123 Street Address

- **Organization Address 2**

TEST Suite 123

- **Applicant Organization City**

TEST Any Town

- **Applicant Organization State**

TEST State


- **Organization Zipcode**

TEST 12345


- **Organization Website**

TEST website URL

- **Project Start Date**

01-01-2016 

- **Project End Date**

12-01-2015 

- **Project Director Prefix**

TEST

- **Project Director First Name**

TEST

- **Project Director Middle Name**

- **Project Director Last Name**

TEST

- **Project Director Title**

# Part 1a: Organizational Information

- Please refer to our website for instructions on how to fill out the Grant Application Form, as well as what items to upload, in "Step 2: Submit Materials to NEA-GO." See here for more information: <http://arts.gov/sites/default/files/nea-grant-application-form-instructions-research.pdf>
- OMB Number: 3135-0112  
Expiration Date: 11/30/2016
- NOTE: All red asterisked (\*) items on this form are required and must be completed before you will be able to submit the form.

- **Legal Name** (per your IRS Determination Letter): \*

- **Popular Name (if different):**

- **For this application, are you serving as the Parent of an Independent Component:** \*

- • • • **Mission of your organization:** Briefly summarize the mission of your organization. For non-arts organizations (e.g., universities, human service agencies), summarize your mission as it pertains to your cultural programs or services. \*

- 500 characters

Briefly summarize the background/history of your organization. \*

1000 characters remain

- **Organization Budget:** Complete this section using figures from completed fiscal years. If you are a parent organization, this information should refer to the component on whose behalf you are applying.

Please see the instructions for filling out the Organization Budget in "Step 2: Submit Materials to NEA-GO." See here for more information: <http://arts.gov/sites/default/files/nea-grant-application-form-instructions-research.pdf>

<input type="text"/>	Most Recently Compl <input type="text"/>	Previous FY <input type="text"/>	Two FYs Prior <input type="text"/>
FY End Date (MM/DD) <input type="text"/>	9/30/2015 <input type="text"/>	9/30/2014 <input type="text"/>	9/30/2013 <input type="text"/>
Income <input type="text"/>	<input type="text"/>	<input type="text"/>	<input type="text"/>
Earned <input type="text"/>	\$ 50,000 <input type="text"/>	\$ 40,000 <input type="text"/>	\$ 30,000 <input type="text"/>

Contributed	\$ 10,000	\$ 20,000	\$ 30,000
TOTAL INCOME	\$ 60,000	\$ 60,000	\$ 60,000
Expenses			
Artistic Salaries	\$ 15,000	\$ 10,000	\$ 5,000
Production / Exhibitor	\$ 75,000	\$ 50,000	\$ 25,000
Administrative Expens	\$ 100,000	\$ 75,000	\$ 50,000
TOTAL EXPENSES	\$ 190,000	\$ 135,000	\$ 80,000
Operating Surplus / D	(\$ 130,000 )	(\$ 75,000 )	(\$ 20,000 )

• In the space below, discuss the fiscal health of your organization. In addition, you must explain: 1) any changes of 15% or more in either your income or expenses from one year to the next, and 2) plans for reducing any deficit (include the factors that contributed to the deficit and its amount). \*

•

117 characters remain

## Part 1b: Operating History List

- **Operating History**

Submit representative examples of your **organization's operating history** for the past three years.

These examples should demonstrate [eligibility](#) (i.e., your organization's three-year operating history) and the artistic excellence and merit of your organization. Where applicable, include *research/evaluation* programming that has a relationship to the project for which you are requesting.

- **Year 1**  REQUIRED FIELD 10 CHARACTERS
- **Representative examples:** REQUIRED FIELD

3,500 characters remain

- **Year 2**  REQUIRED FIELD 10 CHARACTERS
- **Representative examples:** REQUIRED FIELD

3,500 characters remain


- **Year 3**  REQUIRED FIELD 10 CHARACTERS
- **Representative examples:** REQUIRED FIELD



3,500 characters remain

### **Operating History notes:**

Provide any notes about your operating history.



1000 characters remain

## **Part 2: Project Information**

- **NEA Project Activity Category** (SINGLE SELECT)

Track One (Value and Impact)

Track Two (Experimental and Quasi-Experimental Designs)

- **Artistic Discipline for Proposed Project:** This refers to the artistic discipline associated with your project. Please choose the artistic disciplines that best fits your research project [single select]. \*


- **Project Activities**

- **Project Title**

If your project title has changed since you submitted through Grants.gov, provide a new project title in the text field below. Text cannot be formatted (e.g., bold, italics). If you have no changes, leave the text as is (e.g., do not type "N/A").

- **Project Description**

If your project description has changed since you submitted through Grants.gov, provide a new description in the text field below. Text cannot be formatted (e.g., bold, italics). If you have no changes, leave the text as is (e.g., do not type "N/A").



1000 characters remain

- **Major Project Activities:** Please see the Research: Art Works guidelines for detailed instructions here: <http://arts.gov/sites/default/files/nea-grant-application-form-instructions-research.pdf> Be as specific as possible about the activities that will take place during the project period. Please organize your response a), b), c), etc. and use the boldfaced language in the instructions as a heading for each item. (30,000 character limit) [text box]

- 

21584 characters remain

- **Data Management Plan** (5,000 character limit) [text box] \*

- 

3448 characters remain

- **Descriptions** (e.g., abstracts) about relevant prior research. (5,000 character limit) [text box] \*

- 

52 characters remain

**Other Organizational Partners:** An organizational partner is an outside entity that will provide resources (other than money) to support the project. Because all NEA projects require matching resources from non-federal sources, organizations that only provide money are not considered partners. Funders are not excluded from being partners, but they must also supply human resources or information capital, or actively participate in another way. If applicable, briefly describe the process and criteria for the selection of key organizations that will be involved in the project. Where relevant, describe their involvement in the development of the project to date. Where they remain to be selected, describe the selection procedures that you plan to follow and the qualifications that you seek.

- **Description of Key Organizational Partners:** Include brief, current descriptions of the key organizational partners. You may include up to 10.

- Organization Name

- Proposed or committed?
- Description of the Organization

**Selection of Key Individuals:** Briefly describe the process and criteria for the selection of key staff, consultants, advisors, artists, designers – anyone who will be a key contributor to the success of your proposed project, regardless of their organizational affiliation -- that will be involved in this project . Where relevant, describe their involvement in the development of the project to date. Where they remain to be selected, describe the procedures that you plan to follow and the qualifications that you seek \*

- **Bios of Key Individuals:** Include brief, current biographies of the key individuals. You may include up to 5.

- First Name

- Last Name (use this field for artistic group names or single names)

- Proposed or committed?
- **Bio** Briefly describe the qualifications, roles, responsibilities, and percent of time to be devoted to the project for key personnel. Identify if the personnel will be involved with human subjects research and/or human subjects data (certificates of training in ethics for human research are requested as a separate item). Please include, as appropriate: education; professional experience and honors; selected peer-review and non-peer review publications, including manuscripts in preparation or under review; history of ongoing and completed research support, including sources of support; and research skills. Include affiliations within the past year and through the following year.

1000 characters remain



---

- **Schedule of key project dates:** Describe the significant dates in the project. Costs incurred prior to May 1, 2017, cannot be included in the project budget. If you include activities that occur before the earliest allowable start date, make sure you note that those activities and costs are not included on the Project Budget form. \*

- 

1493 characters remain

- **Promotion & Publicity:** Provide plans for making all related research papers, presentations, and products accessible to the public, including use of various distribution channels and modes. Describe partnerships, if any, for distributing the results. For projects that include the development of new arts interventions and/or research tools or models, please describe the potential scalability and translational ability of the project. \*

- 

986 characters remain

- **Accessibility:**

Federal regulations require that all NEA-funded projects be accessible to people with disabilities. Funded activities must be held in an accessible venue and program access and effective communication must be provided for participants and audience members with disabilities. If your project is recommended for funding, you will be asked to provide information describing how you will make your project physically and programmatically accessible to people with disabilities:

- Buildings and facilities (including projects held in historic facilities), should be physically accessible. This includes, but is not limited to: ground-level entry, ramped access, and/or elevators to the venue; integrated and dispersed wheelchair seating in assembly areas; wheelchair-accessible box office, stage, and dressing rooms; wheelchair-accessible display cases, exhibit areas, and counters; and wheelchair-accessible restrooms and water fountains.
- The programmatic offering should be accessible either as part of the funded activity or upon request, where relevant. This can include, but is not limited to: contact information for requesting accommodations; electronic materials and websites; print materials in alternative formats, such as large-print brochures/labels, Braille, and electronic/digital formats; accommodations for performance, tours, and lectures, such as audio description, tactile opportunities, sign language interpretation, and real-time captioning; closed/open captioning of video and film; and assistive listening devices.

Please see the [Nondiscrimination Statutes](#) in our "Assurance of Compliance" for additional information. For technical assistance on how to make your project fully accessible, contact the Accessibility Office at [accessibility@arts.gov](mailto:accessibility@arts.gov), 202/682-5532 Voice or the Civil Rights Office at 202/682-5454 or 202/682-5082 Voice/T.T.Y., or see our online [Accessibility Resources](#).

Will your project be accessible to people with disabilities, inclusive of physical and programmatic access for those with physical, hearing, vision, and cognitive disabilities?

Y/N



- 46 characters remain

- **Performance Measurement:** How will you measure the success of your project? Describe any plans you have for program evaluation, for working collaboratively with researchers, strategic consultants, program evaluators, and/or any other plans for performance measurement related to the project. (1000 character limit) [text box]

Please see "Program Evaluation Resources" (<http://arts.gov/grants-organizations/art-works/program-evaluation-resources>) for additional information. \*

- 46 characters remain

- **Intended Audience/Participants/Community**

- Who will benefit from the project and how? \*

- 2000 characters remain

- 
-

## Part 3: Project Budget

Flip so Expenses fields come before Income fields

Edit field title TOTAL MATCH to TOTAL COST SHARE/MATCH

- Please see the instructions for filling out the Project Budget in "Step 2: Submit Materials to NEA-GO." Budget descriptor fields with more than 100 characters will be truncated when reviewed by panelists.. See here for more information: <http://arts.gov/sites/default/files/nea-grant-application-form-instructions-research.pdf>
- **Income**

1. Amount Requested	\$ 100,000
2. Total Match for this	
Cash	Cash Amount
donations	\$ 10,000
other grants	\$ 110,000 Be as specific as possible. Asterisk (*) those funds that are committed or secured.
university endow mer	\$ 40,000

Total cash (a):	\$ 160,000
In-kind	In-kind Amount
research staff salaries	\$ 50,000
university supplies	\$ 5,000
Total In-Kind (b):	\$ 55,000
Total match for this project	\$ 215,000
3. Total project income	\$ 315,000

• Expenses

1. Direct Costs: Salaries				
TITLE AND/OR TYPE	NUMBER OF PERSONS	ANNUAL OR AVERAGE	% OF TIME DEVOTED	AMOUNT
research faculty	2	50000	50%	\$ 50,000
statistician	2	50000	25%	\$ 25,000









Total other expenses	\$ 235,000			
4. Total Direct Costs	\$ 315,000			
5. Indirect Costs (if a				
Federal Agency:	HHS			
Rate (.0000):	.5			
Base:	\$ 315,000			
Total Indirect Costs	\$ 157,500.00			
6. Total Project Costs	\$ 472,500.00			

- 
- **The amounts below will populate from what you have entered after clicking Save at the bottom.** If you included an Indirect Cost Rate, the figures may not exactly match. In this case, click Save and continue.

**Total Project Income MUST equal Total Project Costs.**

---

**If they do not equal, you must adjust your figures in your budget above and Save.**

- Amount Requested from the NEA (1)
- Total Match (2a 2b)
- TOTAL PROJECT INCOME (3)
- TOTAL PROJECT COSTS (4 5)

## Part 4: Upload Docs, Work Samples

- There are two types of required items to upload: Human ethics certificates and permission to collect/use data (including IRB documentation). An attachment of supplementary materials related to data collection and analysis, outside of the required documentation above, is optional.

Please refer to the NEA's website for instructions for documents to upload in "Step 2: Submit Through NEA-GO." See here for more information: <http://arts.gov/sites/default/files/nea-grant-application-form-instructions-research.pdf>.

You must click Submit to finalize your application for NEA review.

- Upload files here. DO NOT click the Manage Folders button. Simply click Upload and reorder or edit your files if necessary:

- 

- 

---

-

## Part 5: Organization and Project Profile

- The National Endowment for the Arts collects basic descriptive information about all applicants and their projects. The information that follows will help the NEA to comply with government reporting requirements, and will be used to develop statistical information about the organizations and projects it funds to report to Congress and the public. Your responses will not be a factor in the review of your application.

- **Applicant Organization Discipline:** Select the primary discipline that is most relevant to your organization and, optionally, up to two additional disciplines. This refers to the primary artistic emphasis of your organization. This selection will not be used in the review of your application. See Part 2: Project Information: NEA Discipline to choose the discipline that you would like to review your project. \*

- • **Applicant Organization Discipline:** Optionally, choose up to two additional disciplines.  
(To select more than one option on Windows, hold down the CTRL key and select multiple options.  
To select more than one option on Mac, hold down the Command key and select multiple options.)

- 

- **Applicant Organization Description:** Select the primary description that is most relevant to your organization and, optionally, up to two additional descriptions. \*

- • **Applicant Organization Description:** Optionally, choose up to two additional descriptions.  
(To select more than one option on Windows, hold down the CTRL key and select multiple options.  
To select more than one option on Mac, hold down the Command key and select multiple options.)

- 

- **Project Activity Type:** \*

- • **Additional Project Activity Type** Optionally, choose up to two additional activity types.

(To select more than one option on Windows, hold down the CTRL key and select multiple options.  
To select more than one option on Mac, hold down the Command key and select multiple options.)

- 

- **Audience/Participants/Communities**

If known, select all descriptors that best describe the intended audience/participants/communities that the project aims to reach.

- Race/Ethnicity (choose all that apply)

(To select more than one option on Windows, hold down the CTRL key and select multiple options.  
To select more than one option on Mac, hold down the Command key and select multiple options.)

- Race/Ethnicity - U.S. federal government agencies must adhere to [standards issued by the Office of Management and Budget \(OMB\)](#) in October 1997, which specify that race and Hispanic origin (also known as ethnicity) are two separate and distinct concepts. These standards generally reflect a social definition of race and ethnicity recognized in this country, and they do not conform to any biological, anthropological, or genetic criteria. Origin can be viewed as the heritage, nationality group, lineage, or country of birth of the person or the person's ancestors before their arrival in the United States.

- American Indian or Alaskan Native - A person having origins in any of the original peoples of North and South America (including Central America) and who maintains tribal affiliation or community attachment.
- Asian - A person having origins in any of the original peoples of the Far East, Southeast Asia, or the Indian subcontinent including, for example, Cambodia, China, India, Japan, Korea, Malaysia, Pakistan, the Philippine Islands, Thailand, and Vietnam.
- Black or African American - A person having origins in any of the Black racial groups of Africa.
- Hispanic or Latino - People who identify their origin as Hispanic, Latino, or Spanish may be of any race.
- Native Hawaiian or Other Pacific Islander - A person having origins in any of the original peoples of Hawaii, Guam, Samoa, or other Pacific Islands.
- White - A person having origins in any of the original peoples of Europe, the Middle East, or North Africa.

- 

- Age Ranges (choose all that apply)

*(To select more than one option on Windows, hold down the CTRL key and select multiple options. To select more than one option on Mac, hold down the Command key and select multiple options.)*

- 

- Underserved/Distinct Groups (choose all that apply)

*(To select more than one option on Windows, hold down the CTRL key and select multiple options. To select more than one option on Mac, hold down the Command key and select multiple options.)*

- 

- **Be sure to click Save before clicking Submit.**

**You must click Submit to finalize your application for NEA review.**

Don't forget to hit the "Submit" button when you are ready to submit your application. If you do not hit the "Submit" button, your application will not be received.

You will receive confirmation of your successful submission in two ways: 1) a pop up on your screen, and 2) an email from noreply@culturegrants.org. Maintain documentation of your successful submission (take a screenshot and/or keep the email). If you modify your application after you submit, you will not receive additional confirmations.

You also can confirm that your application was received when you log in to NEA-GO. On the first screen it will say "Received" if your application has been received. If your application has not yet been received, it will say "In Progress."