



U.S. DEPARTMENT OF COMMERCE
Economics and Statistics Administration
U.S. CENSUS BUREAU

THE American Community Survey

Start Here

Respond online today at:
<https://respond.census.gov/acs>

OR

Complete this form and mail it
back as soon as possible.

This form asks for information about the people who are living or staying at the address on the mailing label and about the house, apartment, or mobile home located at the address on the mailing label.



If you need help or have questions about completing this form, please call **1-888-595-1327**. The telephone call is free.

Telephone Device for the Deaf (TDD):
Call 1-800-582-8330. The telephone call is free.

¿NECESITA AYUDA? Si usted habla español y necesita ayuda para completar su cuestionario, llame sin cargo alguno al **1-888-369-3615**. Usted también puede completar su entrevista por teléfono con un entrevistador que habla español. O puede responder por Internet en: <https://respond.census.gov/acs>

For more information about the American Community Survey, visit our web site at: <http://www.census.gov/acs/www/>

➔ **Please print today's date.**

Month	Day	Year
<input type="text"/>	<input type="text"/>	<input type="text"/>

➔ **Please print the name and telephone number of the person who is filling out this form.** We may contact you if there is a question.

Last Name		
<input type="text"/>		
First Name		MI
<input type="text"/>		<input type="text"/>
Area Code + Number		
<input type="text"/>	<input type="text"/>	- <input type="text"/>

➔ **How many people are living or staying at this address?**

- **INCLUDE** everyone who is living or staying here for more than 2 months.
- **INCLUDE** yourself if you are living here for more than 2 months.
- **INCLUDE** anyone else staying here who does not have another place to stay, even if they are here for 2 months or less.
- **DO NOT INCLUDE** anyone who is living somewhere else for more than 2 months, such as a college student living away or someone in the Armed Forces on deployment.

Number of people

➔ **Fill out pages 2, 3, and 4 for everyone, including yourself, who is living or staying at this address for more than 2 months. Then complete the rest of the form.**



Person 1

(Person 1 is the person living or staying here in whose name this house or apartment is owned, being bought, or rented. If there is no such person, start with the name of any adult living or staying here.)

1 What is Person 1's name?

Last Name *(Please print)* First Name MI

2 How is this person related to Person 1?

Person 1

3 What is Person 1's sex? Mark (X) ONE box.

Male Female

4 What is Person 1's age and what is Person 1's date of birth?

Please report babies as age 0 when the child is less than 1 year old.

Age (in years) Print numbers in boxes.
 Month Day Year of birth

→ **NOTE:** Please answer BOTH Question 5 about Hispanic origin and Question 6 about race. For this survey, Hispanic origins are not races.

5 Is Person 1 of Hispanic, Latino, or Spanish origin? Mark all boxes that apply AND print origins. Note, you may report more than one group.

- No**, not of Hispanic, Latino, or Spanish origin
- Yes, Mexican, Mexican Am., Chicano
- Yes, Puerto Rican
- Yes, Cuban
- Yes, another Hispanic, Latino, or Spanish origin – *Print details, for example, Salvadoran, Dominican, Colombian, etc.* ↴

6 What is Person 1's race? Mark all boxes that apply AND print origins in the spaces below. Note, you may report more than one group.

- White** – *Print details, for example, German, Lebanese, Egyptian, etc.* ↴
- Black or African Am.** – *Print details, for example, African American, Jamaican, Nigerian, etc.* ↴
- American Indian or Alaska Native** – *Print name of enrolled or principal tribe(s), for example, Navajo Nation, Mayan, Native Village of Barrow Inupiat Traditional Government, etc.* ↴
- Chinese Vietnamese Native Hawaiian
- Filipino Korean Samoan
- Asian Indian Japanese Chamorro
- Other Asian – *Print details, for example, Pakistani, Cambodian, Hmong, etc.* ↴
- Other Pacific Islander – *Print details, for example, Tongan, Fijian, Marshallese, etc.* ↴
- Some other race** – *Print race(s) or origin(s).* ↴

Person 2

1 What is Person 2's name?

Last Name *(Please print)* First Name MI

2 How is this person related to Person 1? Mark (X) ONE box.

- Husband or wife Son-in-law or daughter-in-law
- Biological son or daughter Other relative
- Adopted son or daughter Roomer or boarder
- Stepson or stepdaughter Housemate or roommate
- Brother or sister Unmarried partner
- Father or mother Foster child
- Grandchild Other nonrelative
- Parent-in-law

3 What is Person 2's sex? Mark (X) ONE box.

Male Female

4 What is Person 2's age and what is Person 2's date of birth?

Please report babies as age 0 when the child is less than 1 year old.

Age (in years) Print numbers in boxes.
 Month Day Year of birth

→ **NOTE:** Please answer BOTH Question 5 about Hispanic origin and Question 6 about race. For this survey, Hispanic origins are not races.

5 Is Person 2 of Hispanic, Latino, or Spanish origin? Mark all boxes that apply AND print origins. Note, you may report more than one group.

- No**, not of Hispanic, Latino, or Spanish origin
- Yes, Mexican, Mexican Am., Chicano
- Yes, Puerto Rican
- Yes, Cuban
- Yes, another Hispanic, Latino, or Spanish origin – *Print details, for example, Salvadoran, Dominican, Colombian, etc.* ↴

6 What is Person 2's race? Mark all boxes that apply AND print origins in the spaces below. Note, you may report more than one group.

- White** – *Print details, for example, German, Lebanese, Egyptian, etc.* ↴
- Black or African Am.** – *Print details, for example, African American, Jamaican, Nigerian, etc.* ↴
- American Indian or Alaska Native** – *Print name of enrolled or principal tribe(s), for example, Navajo Nation, Mayan, Native Village of Barrow Inupiat Traditional Government, etc.* ↴
- Chinese Vietnamese Native Hawaiian
- Filipino Korean Samoan
- Asian Indian Japanese Chamorro
- Other Asian – *Print details, for example, Pakistani, Cambodian, Hmong, etc.* ↴
- Other Pacific Islander – *Print details, for example, Tongan, Fijian, Marshallese, etc.* ↴
- Some other race** – *Print race(s) or origin(s).* ↴



Person 3

1 What is Person 3's name?

Last Name (Please print) First Name MI

2 How is this person related to Person 1? Mark (X) ONE box.

- | | |
|---|--|
| <input type="checkbox"/> Husband or wife | <input type="checkbox"/> Son-in-law or daughter-in-law |
| <input type="checkbox"/> Biological son or daughter | <input type="checkbox"/> Other relative |
| <input type="checkbox"/> Adopted son or daughter | <input type="checkbox"/> Roomer or boarder |
| <input type="checkbox"/> Stepson or stepdaughter | <input type="checkbox"/> Housemate or roommate |
| <input type="checkbox"/> Brother or sister | <input type="checkbox"/> Unmarried partner |
| <input type="checkbox"/> Father or mother | <input type="checkbox"/> Foster child |
| <input type="checkbox"/> Grandchild | <input type="checkbox"/> Other nonrelative |
| <input type="checkbox"/> Parent-in-law | |

3 What is Person 3's sex? Mark (X) ONE box.

- Male Female

4 What is Person 3's age and what is Person 3's date of birth?

Please report babies as age 0 when the child is less than 1 year old.

Age (in years) Month Day Year of birth

Print numbers in boxes.

→ **NOTE:** Please answer BOTH Question 5 about Hispanic origin and Question 6 about race. For this survey, Hispanic origins are not races.

5 Is Person 3 of Hispanic, Latino, or Spanish origin? Mark all boxes that apply AND print origins. Note, you may report more than one group.

- No**, not of Hispanic, Latino, or Spanish origin
- Yes, Mexican, Mexican Am., Chicano
- Yes, Puerto Rican
- Yes, Cuban
- Yes, another Hispanic, Latino, or Spanish origin – Print details, for example, Salvadoran, Dominican, Colombian, etc. ↴

6 What is Person 3's race? Mark all boxes that apply AND print origins in the spaces below. Note, you may report more than one group.

- White** – Print details, for example, German, Lebanese, Egyptian, etc. ↴
- Black or African Am.** – Print details, for example, African American, Jamaican, Nigerian, etc. ↴
- American Indian or Alaska Native** – Print name of enrolled or principal tribe(s), for example, Navajo Nation, Mayan, Native Village of Barrow Inupiat Traditional Government, etc. ↴
- | | | |
|--|---|--|
| <input type="checkbox"/> Chinese | <input type="checkbox"/> Vietnamese | <input type="checkbox"/> Native Hawaiian |
| <input type="checkbox"/> Filipino | <input type="checkbox"/> Korean | <input type="checkbox"/> Samoan |
| <input type="checkbox"/> Asian Indian | <input type="checkbox"/> Japanese | <input type="checkbox"/> Chamorro |
| <input type="checkbox"/> Other Asian – Print details, for example, Pakistani, Cambodian, Hmong, etc. ↴ | <input type="checkbox"/> Other Pacific Islander – Print details, for example, Tongan, Fijian, Marshallese, etc. ↴ | |
- Some other race** – Print race(s) or origin(s). ↴

Person 4

1 What is Person 4's name?

Last Name (Please print) First Name MI

2 How is this person related to Person 1? Mark (X) ONE box.

- | | |
|---|--|
| <input type="checkbox"/> Husband or wife | <input type="checkbox"/> Son-in-law or daughter-in-law |
| <input type="checkbox"/> Biological son or daughter | <input type="checkbox"/> Other relative |
| <input type="checkbox"/> Adopted son or daughter | <input type="checkbox"/> Roomer or boarder |
| <input type="checkbox"/> Stepson or stepdaughter | <input type="checkbox"/> Housemate or roommate |
| <input type="checkbox"/> Brother or sister | <input type="checkbox"/> Unmarried partner |
| <input type="checkbox"/> Father or mother | <input type="checkbox"/> Foster child |
| <input type="checkbox"/> Grandchild | <input type="checkbox"/> Other nonrelative |
| <input type="checkbox"/> Parent-in-law | |

3 What is Person 4's sex? Mark (X) ONE box.

- Male Female

4 What is Person 4's age and what is Person 4's date of birth?

Please report babies as age 0 when the child is less than 1 year old.

Age (in years) Month Day Year of birth

Print numbers in boxes.

→ **NOTE:** Please answer BOTH Question 5 about Hispanic origin and Question 6 about race. For this survey, Hispanic origins are not races.

5 Is Person 4 of Hispanic, Latino, or Spanish origin? Mark all boxes that apply AND print origins. Note, you may report more than one group.

- No**, not of Hispanic, Latino, or Spanish origin
- Yes, Mexican, Mexican Am., Chicano
- Yes, Puerto Rican
- Yes, Cuban
- Yes, another Hispanic, Latino, or Spanish origin – Print details, for example, Salvadoran, Dominican, Colombian, etc. ↴

6 What is Person 4's race? Mark all boxes that apply AND print origins in the spaces below. Note, you may report more than one group.

- White** – Print details, for example, German, Lebanese, Egyptian, etc. ↴
- Black or African Am.** – Print details, for example, African American, Jamaican, Nigerian, etc. ↴
- American Indian or Alaska Native** – Print name of enrolled or principal tribe(s), for example, Navajo Nation, Mayan, Native Village of Barrow Inupiat Traditional Government, etc. ↴
- | | | |
|--|---|--|
| <input type="checkbox"/> Chinese | <input type="checkbox"/> Vietnamese | <input type="checkbox"/> Native Hawaiian |
| <input type="checkbox"/> Filipino | <input type="checkbox"/> Korean | <input type="checkbox"/> Samoan |
| <input type="checkbox"/> Asian Indian | <input type="checkbox"/> Japanese | <input type="checkbox"/> Chamorro |
| <input type="checkbox"/> Other Asian – Print details, for example, Pakistani, Cambodian, Hmong, etc. ↴ | <input type="checkbox"/> Other Pacific Islander – Print details, for example, Tongan, Fijian, Marshallese, etc. ↴ | |
- Some other race** – Print race(s) or origin(s). ↴



Person 5

1 What is Person 5's name?

Last Name (Please print) First Name MI

2 How is this person related to Person 1? Mark (X) ONE box.

- | | |
|---|--|
| <input type="checkbox"/> Husband or wife | <input type="checkbox"/> Son-in-law or daughter-in-law |
| <input type="checkbox"/> Biological son or daughter | <input type="checkbox"/> Other relative |
| <input type="checkbox"/> Adopted son or daughter | <input type="checkbox"/> Roomer or boarder |
| <input type="checkbox"/> Stepson or stepdaughter | <input type="checkbox"/> Housemate or roommate |
| <input type="checkbox"/> Brother or sister | <input type="checkbox"/> Unmarried partner |
| <input type="checkbox"/> Father or mother | <input type="checkbox"/> Foster child |
| <input type="checkbox"/> Grandchild | <input type="checkbox"/> Other nonrelative |
| <input type="checkbox"/> Parent-in-law | |

3 What is Person 5's sex? Mark (X) ONE box.

- Male Female

4 What is Person 5's age and what is Person 5's date of birth?

Please report babies as age 0 when the child is less than 1 year old.

Age (in years)

Print numbers in boxes.

Month Day Year of birth

→ **NOTE:** Please answer BOTH Question 5 about Hispanic origin and Question 6 about race. For this survey, Hispanic origins are not races.

5 Is Person 5 of Hispanic, Latino, or Spanish origin? Mark all boxes that apply AND print origins. Note, you may report more than one group.

- No**, not of Hispanic, Latino, or Spanish origin
- Yes, Mexican, Mexican Am., Chicano
- Yes, Puerto Rican
- Yes, Cuban
- Yes, another Hispanic, Latino, or Spanish origin – Print details, for example, Salvadoran, Dominican, Colombian, etc. ↴

6 What is Person 5's race? Mark all boxes that apply AND print origins in the spaces below. Note, you may report more than one group.

- White** – Print details, for example, German, Lebanese, Egyptian, etc. ↴
- Black or African Am.** – Print details, for example, African American, Jamaican, Nigerian, etc. ↴
- American Indian or Alaska Native** – Print name of enrolled or principal tribe(s), for example, Navajo Nation, Mayan, Native Village of Barrow Inupiat Traditional Government, etc. ↴
- | | | |
|--|---|--|
| <input type="checkbox"/> Chinese | <input type="checkbox"/> Vietnamese | <input type="checkbox"/> Native Hawaiian |
| <input type="checkbox"/> Filipino | <input type="checkbox"/> Korean | <input type="checkbox"/> Samoan |
| <input type="checkbox"/> Asian Indian | <input type="checkbox"/> Japanese | <input type="checkbox"/> Chamorro |
| <input type="checkbox"/> Other Asian – Print details, for example, Pakistani, Cambodian, Hmong, etc. ↴ | <input type="checkbox"/> Other Pacific Islander – Print details, for example, Tongan, Fijian, Marshallese, etc. ↴ | |
- Some other race** – Print race(s) or origin(s). ↴

→ If there are more than five people living or staying here, print their names in the spaces for Person 6 through Person 12. We may call you for more information about them. ↴

Person 6

Last Name (Please print) First Name MI

Sex Male Female

Age (in years)

Person 7

Last Name (Please print) First Name MI

Sex Male Female

Age (in years)

Person 8

Last Name (Please print) First Name MI

Sex Male Female

Age (in years)

Person 9

Last Name (Please print) First Name MI

Sex Male Female

Age (in years)

Person 10

Last Name (Please print) First Name MI

Sex Male Female

Age (in years)

Person 11

Last Name (Please print) First Name MI

Sex Male Female

Age (in years)

Person 12

Last Name (Please print) First Name MI

Sex Male Female

Age (in years)



Housing

→ Please answer the following questions about the house, apartment, or mobile home at the address on the mailing label.

1 Which best describes this building?

Include all apartments, flats, etc., even if vacant.

- A mobile home
- A one-family house detached from any other house
- A one-family house attached to one or more houses
- A building with 2 apartments
- A building with 3 or 4 apartments
- A building with 5 to 9 apartments
- A building with 10 to 19 apartments
- A building with 20 to 49 apartments
- A building with 50 or more apartments
- Boat, RV, van, etc.

2 About when was this building first built?

2000 or later – Specify year →

- 1990 to 1999
- 1980 to 1989
- 1970 to 1979
- 1960 to 1969
- 1950 to 1959
- 1940 to 1949
- 1939 or earlier

3 When did PERSON 1 (listed on page 2) move into this house, apartment, or mobile home?

Month Year

A Answer questions 4 and 5 if this is a HOUSE OR A MOBILE HOME; otherwise, SKIP to question 6a.

4 How many acres is this house or mobile home on?

- Less than 1 acre → SKIP to question 6a
- 1 to 9.9 acres
- 10 or more acres

5 IN THE PAST 12 MONTHS, what were the actual sales of all agricultural products from this property?

- None
- \$1 to \$999
- \$1,000 to \$2,499
- \$2,500 to \$4,999
- \$5,000 to \$9,999
- \$10,000 or more

6 a. How many separate rooms are in this house, apartment, or mobile home?

Rooms must be separated by built-in archways or walls that extend out at least 6 inches and go from floor to ceiling.

- INCLUDE bedrooms, kitchens, etc.
- EXCLUDE bathrooms, porches, balconies, foyers, halls, or unfinished basements.

Number of rooms

b. How many of these rooms are bedrooms?

Count as bedrooms those rooms you would list if this house, apartment, or mobile home were for sale or rent. If this is an efficiency/studio apartment, print "0".

Number of bedrooms

7 Does this house, apartment, or mobile home have –

- | | Yes | No |
|--------------------------------|--------------------------|--------------------------|
| a. hot and cold running water? | <input type="checkbox"/> | <input type="checkbox"/> |
| b. a bathtub or shower? | <input type="checkbox"/> | <input type="checkbox"/> |
| c. a sink with a faucet? | <input type="checkbox"/> | <input type="checkbox"/> |
| d. a stove or range? | <input type="checkbox"/> | <input type="checkbox"/> |
| e. a refrigerator? | <input type="checkbox"/> | <input type="checkbox"/> |

8 Can you or any member of this household both make and receive phone calls when at this house, apartment, or mobile home?

- Yes
- No

9 At this house, apartment, or mobile home – do you or any member of this household own or use any of the following computers?

- EXCLUDE GPS devices, digital music players, and devices with only limited computing capabilities, for example: household appliances.

- | | Yes | No |
|---|--------------------------|--------------------------|
| a. Desktop, laptop, netbook, or notebook computer | <input type="checkbox"/> | <input type="checkbox"/> |
| b. Handheld computer, smart mobile phone, or other handheld wireless computer | <input type="checkbox"/> | <input type="checkbox"/> |
| c. Some other type of computer
Specify ↴ | <input type="checkbox"/> | <input type="checkbox"/> |

10 At this house, apartment, or mobile home – do you or any member of this household access the Internet?

- Yes, with a subscription to an Internet service
- Yes, without a subscription to an Internet service → SKIP to question 12
- No Internet access at this house, apartment, or mobile home → SKIP to question 12

11 At this house, apartment, or mobile home – do you or any member of this household subscribe to the Internet using –

- | | Yes | No |
|--|--------------------------|--------------------------|
| a. Dial-up service? | <input type="checkbox"/> | <input type="checkbox"/> |
| b. DSL service? | <input type="checkbox"/> | <input type="checkbox"/> |
| c. Cable modem service? | <input type="checkbox"/> | <input type="checkbox"/> |
| d. Fiber-optic service? | <input type="checkbox"/> | <input type="checkbox"/> |
| e. Mobile broadband plan for a computer or a cell phone? | <input type="checkbox"/> | <input type="checkbox"/> |
| f. Satellite Internet service? | <input type="checkbox"/> | <input type="checkbox"/> |
| g. Some other service?
Specify service ↴ | <input type="checkbox"/> | <input type="checkbox"/> |



Housing (continued)

12 How many automobiles, vans, and trucks of one-ton capacity or less are kept at home for use by members of this household?

- None
- 1
- 2
- 3
- 4
- 5
- 6 or more

13 Which FUEL is used MOST for heating this house, apartment, or mobile home?

- Gas: from underground pipes serving the neighborhood
- Gas: bottled, tank, or LP
- Electricity
- Fuel oil, kerosene, etc.
- Coal or coke
- Wood
- Solar energy
- Other fuel
- No fuel used

14 a. LAST MONTH, what was the cost of electricity for this house, apartment, or mobile home?

Last month's cost – Dollars

\$.00

OR

- Included in rent or condominium fee
- No charge or electricity not used

b. LAST MONTH, what was the cost of gas for this house, apartment, or mobile home?

Last month's cost – Dollars

\$.00

OR

- Included in rent or condominium fee
- Included in electricity payment entered above
- No charge or gas not used

c. IN THE PAST 12 MONTHS, what was the cost of water and sewer for this house, apartment, or mobile home? If you have lived here less than 12 months, estimate the cost.

Past 12 months' cost – Dollars

\$.00

OR

- Included in rent or condominium fee
- No charge

d. IN THE PAST 12 MONTHS, what was the cost of oil, coal, kerosene, wood, etc., for this house, apartment, or mobile home? If you have lived here less than 12 months, estimate the cost.

Past 12 months' cost – Dollars

\$.00

OR

- Included in rent or condominium fee
- No charge or these fuels not used

15 IN THE PAST 12 MONTHS, did you or any member of this household receive benefits from the Food Stamp Program or SNAP (the Supplemental Nutrition Assistance Program)? Do NOT include WIC, the School Lunch Program, or assistance from food banks.

- Yes
- No

16 Is this house, apartment, or mobile home part of a condominium?

- Yes → What is the monthly condominium fee? For renters, answer only if you pay the condominium fee in addition to your rent; otherwise, mark the "None" box.

Monthly amount – Dollars

\$.00

OR

- None
- No

17 Is this house, apartment, or mobile home – Mark (X) ONE box.

- Owned by you or someone in this household with a mortgage or loan? Include home equity loans.
- Owned by you or someone in this household free and clear (without a mortgage or loan)?
- Rented?
- Occupied without payment of rent? → SKIP to **C** on the next page



Housing (continued)

B Answer questions 18a and b if this house, apartment, or mobile home is **RENTED**. Otherwise, **SKIP** to question 19.

18 a. What is the monthly rent for this house, apartment, or mobile home?

Monthly amount – Dollars

b. Does the monthly rent include any meals?

- Yes
 No

C Answer questions 19 – 23 if you or any member of this household **OWNS** or **IS BUYING** this house, apartment, or mobile home. Otherwise, **SKIP** to **E**.

19 About how much do you think this house and lot, apartment, or mobile home (and lot, if owned) would sell for if it were for sale?

Amount – Dollars

20 What are the annual real estate taxes on THIS property?

Annual amount – Dollars

OR

- None

21 What is the annual payment for fire, hazard, and flood insurance on THIS property?

Annual amount – Dollars

OR

- None

22 a. Do you or any member of this household have a mortgage, deed of trust, contract to purchase, or similar debt on THIS property?

- Yes, mortgage, deed of trust, or similar debt
 Yes, contract to purchase
 No → **SKIP** to question 23a

b. How much is the regular monthly mortgage payment on THIS property? Include payment only on FIRST mortgage or contract to purchase.

Monthly amount – Dollars

OR

- No regular payment required → **SKIP** to question 23a

c. Does the regular monthly mortgage payment include payments for real estate taxes on THIS property?

- Yes, taxes included in mortgage payment
 No, taxes paid separately or taxes not required

d. Does the regular monthly mortgage payment include payments for fire, hazard, or flood insurance on THIS property?

- Yes, insurance included in mortgage payment
 No, insurance paid separately or no insurance

23 a. Do you or any member of this household have a second mortgage or a home equity loan on THIS property?

- Yes, home equity loan
 Yes, second mortgage
 Yes, second mortgage and home equity loan
 No → **SKIP** to **D**

b. How much is the regular monthly payment on all second or junior mortgages and all home equity loans on THIS property?

Monthly amount – Dollars

OR

- No regular payment required

D Answer question 24 if this is a **MOBILE HOME**. Otherwise, **SKIP** to **E**.

24 What are the total annual costs for personal property taxes, site rent, registration fees, and license fees on THIS mobile home and its site? Exclude real estate taxes.

Annual costs – Dollars

E Answer questions about **PERSON 1** on the next page if you listed at least one person on page 2. Otherwise, **SKIP** to page 28 for the mailing instructions.



Person 1

→ Please copy the name of Person 1 from page 2, then continue answering questions below.

Last Name

First Name

MI

7 Where was this person born?

In the United States – Print name of state.

Outside the United States – Print name of foreign country, or Puerto Rico, Guam, etc.

8 Is this person a citizen of the United States?

Yes, born in the United States → SKIP to question 10a

Yes, born in Puerto Rico, Guam, the U.S. Virgin Islands, or Northern Marianas

Yes, born abroad of U.S. citizen parent or parents

Yes, U.S. citizen by naturalization – Print year of naturalization

No, not a U.S. citizen

9 When did this person come to live in the United States? If this person came to live in the United States more than once, print latest year. Year

10 a. At any time IN THE LAST 3 MONTHS, has this person attended school or college? Include only nursery or preschool, kindergarten, elementary school, home school, and schooling which leads to a high school diploma or a college degree.

No, has not attended in the last 3 months → SKIP to question 11

Yes, public school, public college

Yes, private school, private college, home school

b. What grade or level was this person attending? Mark (X) ONE box.

Nursery school, preschool

Kindergarten

Grade 1 through 12 – Specify grade 1 – 12 →

College undergraduate years (freshman to senior)

Graduate or professional school beyond a bachelor's degree (for example: MA or PhD program, or medical or law school)

11 What is the highest degree or level of school this person has COMPLETED? Mark (X) ONE box. If currently enrolled, mark the previous grade or highest degree received.

NO SCHOOLING COMPLETED

No schooling completed

NURSERY OR PRESCHOOL THROUGH GRADE 12

Nursery school

Kindergarten

Grade 1 through 11 – Specify grade 1 – 11 →

12th grade – NO DIPLOMA

HIGH SCHOOL GRADUATE

Regular high school diploma

GED or alternative credential

COLLEGE OR SOME COLLEGE

Some college credit, but less than 1 year of college credit

1 or more years of college credit, no degree

Associate's degree (for example: AA, AS)

Bachelor's degree (for example: BA, BS)

AFTER BACHELOR'S DEGREE

Master's degree (for example: MA, MS, MEng, MEd, MSW, MBA)

Professional degree beyond a bachelor's degree (for example: MD, DDS, DVM, LLB, JD)

Doctorate degree (for example: PhD, EdD)

F Answer question 12 if this person has a bachelor's degree or higher. Otherwise, SKIP to question 13.

12 This question focuses on this person's BACHELOR'S DEGREE. Please print below the specific major(s) of any BACHELOR'S DEGREES this person has received. (For example: chemical engineering, elementary teacher education, organizational psychology)

13 What is this person's ancestry or ethnic origin?

(For example: Italian, Jamaican, African Am., Cambodian, Cape Verdean, Norwegian, Dominican, French Canadian, Haitian, Korean, Lebanese, Polish, Nigerian, Mexican, Taiwanese, Ukrainian, and so on.)

14 a. Does this person speak a language other than English at home?

Yes

No → SKIP to question 15a

b. What is this language?

For example: Korean, Italian, Spanish, Vietnamese

c. How well does this person speak English?

Very well

Well

Not well

Not at all

15 a. Did this person live in this house or apartment 1 year ago?

Person is under 1 year old → SKIP to question 16

Yes, this house → SKIP to question 16

No, outside the United States and Puerto Rico – Print name of foreign country, or U.S. Virgin Islands, Guam, etc., below; then SKIP to question 16

No, different house in the United States or Puerto Rico

b. Where did this person live 1 year ago?

Address (Number and street name)

Name of city, town, or post office

Name of U.S. county or municipio in Puerto Rico


Name of U.S. state or Puerto Rico

ZIP Code



Person 1 (continued)

- 16** Is this person **CURRENTLY** covered by any of the following types of health insurance or health coverage plans? Mark "Yes" or "No" for EACH type of coverage in items a – h.

- | | Yes | No |
|--|--------------------------|--------------------------|
| a. Insurance through a current or former employer or union (of this person or another family member) | <input type="checkbox"/> | <input type="checkbox"/> |
| b. Insurance purchased directly from an insurance company, (by this person or another family member) | <input type="checkbox"/> | <input type="checkbox"/> |
| c. Medicare, for people 65 and older, or people with certain disabilities | <input type="checkbox"/> | <input type="checkbox"/> |
| d. Medicaid, Medical Assistance, or any kind of government-assistance plan for those with low incomes or a disability | <input type="checkbox"/> | <input type="checkbox"/> |
| e. TRICARE or other military health care | <input type="checkbox"/> | <input type="checkbox"/> |
| f. VA (including those who have ever used or enrolled for VA health care) | <input type="checkbox"/> | <input type="checkbox"/> |
| g. Indian Health Service | <input type="checkbox"/> | <input type="checkbox"/> |
| h. Any other type of health insurance or health coverage plan – <i>Specify</i>  | <input type="checkbox"/> | <input type="checkbox"/> |

- G** Answer question 17a if this person is covered by health insurance. Otherwise, SKIP to question 18a.

- 17** a. Is there a premium for this plan? A premium is a fixed amount of money paid on a regular basis for health coverage. It does not include copays, deductibles, or other expenses such as prescription costs.

- Yes
 No → SKIP to question 18a

- b. Does this person or another family member receive a tax credit or subsidy based on family income to help pay the premium?

- Yes
 No

- 18** a. Is this person deaf or does he/she have serious difficulty hearing?

- Yes
 No

- b. Is this person blind or does he/she have serious difficulty seeing even when wearing glasses?

- Yes
 No

- H** Answer question 19a – c if this person is 5 years old or over. Otherwise, SKIP to the questions for Person 2 on page 12.

- 19** a. Because of a physical, mental, or emotional condition, does this person have serious difficulty concentrating, remembering, or making decisions?

- Yes
 No

- b. Does this person have serious difficulty walking or climbing stairs?

- Yes
 No

- c. Does this person have difficulty dressing or bathing?

- Yes
 No

- I** Answer question 20 if this person is 15 years old or over. Otherwise, SKIP to the questions for Person 2 on page 12.

- 20** Because of a physical, mental, or emotional condition, does this person have difficulty doing errands alone such as visiting a doctor's office or shopping?

- Yes
 No

- 21** What is this person's marital status?

- Now married
 Widowed
 Divorced
 Separated
 Never married → SKIP to **J**

- 22** In the PAST 12 MONTHS did this person get –

- | | Yes | No |
|--------------|--------------------------|--------------------------|
| a. Married? | <input type="checkbox"/> | <input type="checkbox"/> |
| b. Widowed? | <input type="checkbox"/> | <input type="checkbox"/> |
| c. Divorced? | <input type="checkbox"/> | <input type="checkbox"/> |

- 23** How many times has this person been married?

- Once
 Two times
 Three or more times

- 24** In what year did this person last get married?

Year

- J** Answer question 25 if this person is female and 15 – 50 years old. Otherwise, SKIP to question 26a.

- 25** Has this person given birth to any children in the past 12 months?

- Yes
 No

- 26** a. Does this person have any of his/her own grandchildren under the age of 18 living in this house or apartment?

- Yes
 No → SKIP to question 27

- b. Is this grandparent currently responsible for most of the basic needs of any grandchildren under the age of 18 who live in this house or apartment?

- Yes
 No → SKIP to question 27

- c. How long has this grandparent been responsible for these grandchildren?

If the grandparent is financially responsible for more than one grandchild, answer the question for the grandchild for whom the grandparent has been responsible for the longest period of time.

- Less than 6 months
 6 to 11 months
 1 or 2 years
 3 or 4 years
 5 or more years

- 27** Has this person ever served on active duty in the U.S. Armed Forces, Reserves, or National Guard? Mark (X) ONE box.

- Never served in the military → SKIP to question 30a
 Only on active duty for training in the Reserves or National Guard → SKIP to question 29a
 Now on active duty
 On active duty in the past, but not now

- 28** When did this person serve on active duty in the U.S. Armed Forces? Mark (X) a box for EACH period in which this person served, even if just for part of the period.

- September 2001 or later
 August 1990 to August 2001 (including Persian Gulf War)
 May 1975 to July 1990
 Vietnam era (August 1964 to April 1975)
 February 1955 to July 1964
 Korean War (July 1950 to January 1955)
 January 1947 to June 1950
 World War II (December 1941 to December 1946)
 November 1941 or earlier



Person 1 (continued)

- 29 a. Does this person have a VA service-connected disability rating?**

- Yes (such as 0%, 10%, 20%, ... , 100%)
 No → SKIP to question 30a

- b. What is this person's service-connected disability rating?**

- 0 percent
 10 or 20 percent
 30 or 40 percent
 50 or 60 percent
 70 percent or higher

- 30 a. LAST WEEK, did this person work for pay at a job (or business)?**

- Yes → SKIP to question 31
 No – Did not work (or retired)

- b. LAST WEEK, did this person do ANY work for pay, even for as little as one hour?**

- Yes
 No → SKIP to question 36a

- 31 At what location did this person work LAST WEEK? If this person worked at more than one location, print where he or she worked most last week.**

- a. Address (Number and street name)**

If the exact address is not known, give a description of the location such as the building name or the nearest street or intersection.

- b. Name of city, town, or post office**

- c. Is the work location inside the limits of that city or town?**

- Yes
 No, outside the city/town limits

- d. Name of county**

- e. Name of U.S. state or foreign country**

- f. ZIP Code**

- 32 How did this person usually get to work LAST WEEK? If this person usually used more than one method of transportation during the trip, mark (X) the box of the one used for most of the distance.**

- | | |
|---|--|
| <input type="checkbox"/> Car, truck, or van | <input type="checkbox"/> Motorcycle |
| <input type="checkbox"/> Bus or trolley bus | <input type="checkbox"/> Bicycle |
| <input type="checkbox"/> Streetcar or trolley car | <input type="checkbox"/> Walked |
| <input type="checkbox"/> Subway or elevated | <input type="checkbox"/> Worked at home → SKIP to question 40a |
| <input type="checkbox"/> Railroad | <input type="checkbox"/> Other method |
| <input type="checkbox"/> Ferryboat | |
| <input type="checkbox"/> Taxicab | |

K Answer question 33 if you marked "Car, truck, or van" in question 32. Otherwise, SKIP to question 34.

- 33 How many people, including this person, usually rode to work in the car, truck, or van LAST WEEK?**

Person(s)

- 34 What time did this person usually leave home to go to work LAST WEEK?**

Hour : Minute a.m. p.m.

 :

- 35 How many minutes did it usually take this person to get from home to work LAST WEEK?**

Minutes

L Answer questions 36 – 39 if this person did NOT work last week. Otherwise, SKIP to question 40a.

- 36 a. LAST WEEK, was this person on layoff from a job?**

- Yes → SKIP to question 36c
 No

- b. LAST WEEK, was this person TEMPORARILY absent from a job or business?**

- Yes, on vacation, temporary illness, maternity leave, other family/personal reasons, bad weather, etc. → SKIP to question 39
 No → SKIP to question 37

- 36 c. Has this person been informed that he or she will be recalled to work within the next 6 months OR been given a date to return to work?**

- Yes → SKIP to question 38
 No

- 37 During the LAST 4 WEEKS, has this person been ACTIVELY looking for work?**

- Yes
 No → SKIP to question 39

- 38 LAST WEEK, could this person have started a job if offered one, or returned to work if recalled?**

- Yes, could have gone to work
 No, because of own temporary illness
 No, because of all other reasons (in school, etc.)

- 39 When did this person last work, even for a few days?**

- Within the past 12 months
 1 to 5 years ago → SKIP to **M**
 Over 5 years ago or never worked → SKIP to question 48

- 40 a. During the PAST 12 MONTHS (52 weeks), did this person work 50 or more weeks? Count paid time off as work.**

- Yes → SKIP to question 41
 No

- b. How many weeks DID this person work, even for a few hours, including paid vacation, paid sick leave, and military service?**

- 50 to 52 weeks
 48 to 49 weeks
 40 to 47 weeks
 27 to 39 weeks
 14 to 26 weeks
 13 weeks or less

- 41 During the PAST 12 MONTHS, in the WEEKS WORKED, how many hours did this person usually work each WEEK?**

Usual hours worked each WEEK



Person 1 (continued)

M Answer questions 42 – 47 if this person worked in the past 5 years. Otherwise, SKIP to question 48.

42 – 47 CURRENT OR MOST RECENT JOB ACTIVITY. Describe clearly this person's chief job activity or business last week. If this person had more than one job, describe the one at which this person worked the most hours. If this person had no job or business last week, give information for his/her last job or business.

42 Was this person – Mark (X) ONE box.

- an employee of a PRIVATE FOR-PROFIT company or business, or of an individual, for wages, salary, or commissions?
- an employee of a PRIVATE NOT-FOR-PROFIT, tax-exempt, or charitable organization?
- a local GOVERNMENT employee (city, county, etc.)?
- a state GOVERNMENT employee?
- a Federal GOVERNMENT employee?
- SELF-EMPLOYED in own NOT INCORPORATED business, professional practice, or farm?
- SELF-EMPLOYED in own INCORPORATED business, professional practice, or farm?
- working WITHOUT PAY in family business or farm?

43 For whom did this person work?

If now on active duty in the Armed Forces, mark (X) this box →

and print the branch of the Armed Forces.

Name of company, business, or other employer

44 What kind of business or industry was this? Describe the activity at the location where employed. (For example: hospital, newspaper publishing, mail order house, auto engine manufacturing, bank)

45 Is this mainly – Mark (X) ONE box.

- manufacturing?
- wholesale trade?
- retail trade?
- other (agriculture, construction, service, government, etc.)?

46 What kind of work was this person doing? (For example: registered nurse, personnel manager, supervisor of order department, secretary, accountant)

47 What were this person's most important activities or duties? (For example: patient care, directing hiring policies, supervising order clerks, typing and filing, reconciling financial records)

48 INCOME IN THE PAST 12 MONTHS

Mark (X) the "Yes" box for each type of income this person received, and give your best estimate of the TOTAL AMOUNT during the PAST 12 MONTHS. (NOTE: The "past 12 months" is the period from today's date one year ago up through today.)

Mark (X) the "No" box to show types of income NOT received.

If net income was a loss, mark the "Loss" box to the right of the dollar amount.

For income received jointly, report the appropriate share for each person – or, if that's not possible, report the whole amount for only one person and mark the "No" box for the other person.

a. Wages, salary, commissions, bonuses, or tips from all jobs. Report amount before deductions for taxes, bonds, dues, or other items.

- Yes → \$, , .00
- No
- TOTAL AMOUNT for past 12 months

b. Self-employment income from own nonfarm businesses or farm businesses, including proprietorships and partnerships. Report NET income after business expenses.

- Yes → \$, , .00 Loss
- No
- TOTAL AMOUNT for past 12 months

c. Interest, dividends, net rental income, royalty income, or income from estates and trusts. Report even small amounts credited to an account.

- Yes → \$, , .00 Loss
- No
- TOTAL AMOUNT for past 12 months

d. Social Security or Railroad Retirement.

- Yes → \$, .00
- No
- TOTAL AMOUNT for past 12 months

e. Supplemental Security Income (SSI).

- Yes → \$, .00
- No
- TOTAL AMOUNT for past 12 months

f. Any public assistance or welfare payments from the state or local welfare office.

- Yes → \$, .00
- No
- TOTAL AMOUNT for past 12 months

g. Retirement, survivor, or disability pensions. Do NOT include Social Security.

- Yes → \$, .00
- No
- TOTAL AMOUNT for past 12 months

h. Any other sources of income received regularly such as Veterans' (VA) payments, unemployment compensation, child support or alimony. Do NOT include lump sum payments such as money from an inheritance or the sale of a home.

- Yes → \$, .00
- No
- TOTAL AMOUNT for past 12 months

49 What was this person's total income during the PAST 12 MONTHS? Add entries in questions 48a to 48h; subtract any losses. If net income was a loss, enter the amount and mark (X) the "Loss" box next to the dollar amount.

- OR \$, .00 Loss
- None
- TOTAL AMOUNT for past 12 months

➔ Continue with the questions for Person 2 on the next page. If no one is listed as Person 2 on page 2, SKIP to page 28 for mailing instructions.



Person 2

→ Please copy the name of Person 2 from page 2, then continue answering questions below.

Last Name

First Name

MI

7 Where was this person born?

In the United States – Print name of state.

Outside the United States – Print name of foreign country, or Puerto Rico, Guam, etc.

8 Is this person a citizen of the United States?

Yes, born in the United States → SKIP to question 10a

Yes, born in Puerto Rico, Guam, the U.S. Virgin Islands, or Northern Marianas

Yes, born abroad of U.S. citizen parent or parents

Yes, U.S. citizen by naturalization – Print year of naturalization

No, not a U.S. citizen

9 When did this person come to live in the United States? If this person came to live in the United States more than once, print latest year. Year

10 a. At any time IN THE LAST 3 MONTHS, has this person attended school or college? Include only nursery or preschool, kindergarten, elementary school, home school, and schooling which leads to a high school diploma or a college degree.

No, has not attended in the last 3 months → SKIP to question 11

Yes, public school, public college

Yes, private school, private college, home school

b. What grade or level was this person attending? Mark (X) ONE box.

Nursery school, preschool

Kindergarten

Grade 1 through 12 – Specify grade 1 – 12

College undergraduate years (freshman to senior)

Graduate or professional school beyond a bachelor's degree (for example: MA or PhD program, or medical or law school)

11 What is the highest degree or level of school this person has COMPLETED? Mark (X) ONE box. If currently enrolled, mark the previous grade or highest degree received.

NO SCHOOLING COMPLETED

No schooling completed

NURSERY OR PRESCHOOL THROUGH GRADE 12

Nursery school

Kindergarten

Grade 1 through 11 – Specify grade 1 – 11

12th grade – NO DIPLOMA

HIGH SCHOOL GRADUATE

Regular high school diploma

GED or alternative credential

COLLEGE OR SOME COLLEGE

Some college credit, but less than 1 year of college credit

1 or more years of college credit, no degree

Associate's degree (for example: AA, AS)

Bachelor's degree (for example: BA, BS)

AFTER BACHELOR'S DEGREE

Master's degree (for example: MA, MS, MEng, MEd, MSW, MBA)

Professional degree beyond a bachelor's degree (for example: MD, DDS, DVM, LLB, JD)

Doctorate degree (for example: PhD, EdD)

F Answer question 12 if this person has a bachelor's degree or higher. Otherwise, SKIP to question 13.

12 This question focuses on this person's BACHELOR'S DEGREE. Please print below the specific major(s) of any BACHELOR'S DEGREES this person has received. (For example: chemical engineering, elementary teacher education, organizational psychology)

13 What is this person's ancestry or ethnic origin?

(For example: Italian, Jamaican, African Am., Cambodian, Cape Verdean, Norwegian, Dominican, French Canadian, Haitian, Korean, Lebanese, Polish, Nigerian, Mexican, Taiwanese, Ukrainian, and so on.)

14 a. Does this person speak a language other than English at home?

Yes

No → SKIP to question 15a

b. What is this language?

For example: Korean, Italian, Spanish, Vietnamese

c. How well does this person speak English?

Very well

Well

Not well

Not at all

15 a. Did this person live in this house or apartment 1 year ago?

Person is under 1 year old → SKIP to question 16

Yes, this house → SKIP to question 16

No, outside the United States and Puerto Rico – Print name of foreign country, or U.S. Virgin Islands, Guam, etc., below; then SKIP to question 16

No, different house in the United States or Puerto Rico

b. Where did this person live 1 year ago?

Address (Number and street name)

Name of city, town, or post office

Name of U.S. county or municipio in Puerto Rico


Name of U.S. state or Puerto Rico

ZIP Code



Person 2 (continued)

- 16** Is this person **CURRENTLY** covered by any of the following types of health insurance or health coverage plans? Mark "Yes" or "No" for EACH type of coverage in items a – h.

- | | Yes | No |
|--|--------------------------|--------------------------|
| a. Insurance through a current or former employer or union (of this person or another family member) | <input type="checkbox"/> | <input type="checkbox"/> |
| b. Insurance purchased directly from an insurance company, (by this person or another family member) | <input type="checkbox"/> | <input type="checkbox"/> |
| c. Medicare, for people 65 and older, or people with certain disabilities | <input type="checkbox"/> | <input type="checkbox"/> |
| d. Medicaid, Medical Assistance, or any kind of government-assistance plan for those with low incomes or a disability | <input type="checkbox"/> | <input type="checkbox"/> |
| e. TRICARE or other military health care | <input type="checkbox"/> | <input type="checkbox"/> |
| f. VA (including those who have ever used or enrolled for VA health care) | <input type="checkbox"/> | <input type="checkbox"/> |
| g. Indian Health Service | <input type="checkbox"/> | <input type="checkbox"/> |
| h. Any other type of health insurance or health coverage plan – <i>Specify</i>  | <input type="checkbox"/> | <input type="checkbox"/> |

- G** Answer question 17a if this person is covered by health insurance. Otherwise, SKIP to question 18a.

- 17** a. Is there a premium for this plan? A premium is a fixed amount of money paid on a regular basis for health coverage. It does not include copays, deductibles, or other expenses such as prescription costs.

- Yes
 No → SKIP to question 18a

- b. Does this person or another family member receive a tax credit or subsidy based on family income to help pay the premium?

- Yes
 No

- 18** a. Is this person deaf or does he/she have serious difficulty hearing?

- Yes
 No

- b. Is this person blind or does he/she have serious difficulty seeing even when wearing glasses?

- Yes
 No

- H** Answer question 19a – c if this person is 5 years old or over. Otherwise, SKIP to the questions for Person 3 on page 16.

- 19** a. Because of a physical, mental, or emotional condition, does this person have serious difficulty concentrating, remembering, or making decisions?

- Yes
 No

- b. Does this person have serious difficulty walking or climbing stairs?

- Yes
 No

- c. Does this person have difficulty dressing or bathing?

- Yes
 No

- I** Answer question 20 if this person is 15 years old or over. Otherwise, SKIP to the questions for Person 3 on page 16.

- 20** Because of a physical, mental, or emotional condition, does this person have difficulty doing errands alone such as visiting a doctor's office or shopping?

- Yes
 No

- 21** What is this person's marital status?

- Now married
 Widowed
 Divorced
 Separated
 Never married → SKIP to **J**

- 22** In the PAST 12 MONTHS did this person get –

- | | Yes | No |
|--------------|--------------------------|--------------------------|
| a. Married? | <input type="checkbox"/> | <input type="checkbox"/> |
| b. Widowed? | <input type="checkbox"/> | <input type="checkbox"/> |
| c. Divorced? | <input type="checkbox"/> | <input type="checkbox"/> |

- 23** How many times has this person been married?

- Once
 Two times
 Three or more times

- 24** In what year did this person last get married?

Year

- J** Answer question 25 if this person is female and 15 – 50 years old. Otherwise, SKIP to question 26a.

- 25** Has this person given birth to any children in the past 12 months?

- Yes
 No

- 26** a. Does this person have any of his/her own grandchildren under the age of 18 living in this house or apartment?

- Yes
 No → SKIP to question 27

- b. Is this grandparent currently responsible for most of the basic needs of any grandchildren under the age of 18 who live in this house or apartment?

- Yes
 No → SKIP to question 27

- c. How long has this grandparent been responsible for these grandchildren?

If the grandparent is financially responsible for more than one grandchild, answer the question for the grandchild for whom the grandparent has been responsible for the longest period of time.

- Less than 6 months
 6 to 11 months
 1 or 2 years
 3 or 4 years
 5 or more years

- 27** Has this person ever served on active duty in the U.S. Armed Forces, Reserves, or National Guard? Mark (X) ONE box.

- Never served in the military → SKIP to question 30a
 Only on active duty for training in the Reserves or National Guard → SKIP to question 29a
 Now on active duty
 On active duty in the past, but not now

- 28** When did this person serve on active duty in the U.S. Armed Forces? Mark (X) a box for EACH period in which this person served, even if just for part of the period.

- September 2001 or later
 August 1990 to August 2001 (including Persian Gulf War)
 May 1975 to July 1990
 Vietnam era (August 1964 to April 1975)
 February 1955 to July 1964
 Korean War (July 1950 to January 1955)
 January 1947 to June 1950
 World War II (December 1941 to December 1946)
 November 1941 or earlier



Person 2 (continued)

- 29 a. Does this person have a VA service-connected disability rating?**

Yes (such as 0%, 10%, 20%, ... , 100%)
 No → SKIP to question 30a

- b. What is this person's service-connected disability rating?**

0 percent
 10 or 20 percent
 30 or 40 percent
 50 or 60 percent
 70 percent or higher

- 30 a. LAST WEEK, did this person work for pay at a job (or business)?**

Yes → SKIP to question 31
 No – Did not work (or retired)

- b. LAST WEEK, did this person do ANY work for pay, even for as little as one hour?**

Yes
 No → SKIP to question 36a

- 31 At what location did this person work LAST WEEK? If this person worked at more than one location, print where he or she worked most last week.**

- a. Address (Number and street name)**

If the exact address is not known, give a description of the location such as the building name or the nearest street or intersection.

- b. Name of city, town, or post office**

- c. Is the work location inside the limits of that city or town?**

Yes
 No, outside the city/town limits

- d. Name of county**

- e. Name of U.S. state or foreign country**

- f. ZIP Code**

- 32 How did this person usually get to work LAST WEEK? If this person usually used more than one method of transportation during the trip, mark (X) the box of the one used for most of the distance.**

Car, truck, or van
 Motorcycle
 Bus or trolley bus
 Bicycle
 Streetcar or trolley car
 Walked
 Subway or elevated
 Worked at home → SKIP to question 40a
 Railroad
 Ferryboat
 Other method
 Taxicab

K Answer question 33 if you marked "Car, truck, or van" in question 32. Otherwise, SKIP to question 34.

- 33 How many people, including this person, usually rode to work in the car, truck, or van LAST WEEK?**

Person(s)

- 34 What time did this person usually leave home to go to work LAST WEEK?**

Hour : Minute
 : a.m.
 p.m.

- 35 How many minutes did it usually take this person to get from home to work LAST WEEK?**

Minutes

L Answer questions 36 – 39 if this person did NOT work last week. Otherwise, SKIP to question 40a.

- 36 a. LAST WEEK, was this person on layoff from a job?**

Yes → SKIP to question 36c
 No

- b. LAST WEEK, was this person TEMPORARILY absent from a job or business?**

Yes, on vacation, temporary illness, maternity leave, other family/personal reasons, bad weather, etc. → SKIP to question 39
 No → SKIP to question 37

- 36 c. Has this person been informed that he or she will be recalled to work within the next 6 months OR been given a date to return to work?**

Yes → SKIP to question 38
 No

- 37 During the LAST 4 WEEKS, has this person been ACTIVELY looking for work?**

Yes
 No → SKIP to question 39

- 38 LAST WEEK, could this person have started a job if offered one, or returned to work if recalled?**

Yes, could have gone to work
 No, because of own temporary illness
 No, because of all other reasons (in school, etc.)

- 39 When did this person last work, even for a few days?**

Within the past 12 months
 1 to 5 years ago → SKIP to **M**
 Over 5 years ago or never worked → SKIP to question 48

- 40 a. During the PAST 12 MONTHS (52 weeks), did this person work 50 or more weeks? Count paid time off as work.**

Yes → SKIP to question 41
 No

- b. How many weeks DID this person work, even for a few hours, including paid vacation, paid sick leave, and military service?**

50 to 52 weeks
 48 to 49 weeks
 40 to 47 weeks
 27 to 39 weeks
 14 to 26 weeks
 13 weeks or less

- 41 During the PAST 12 MONTHS, in the WEEKS WORKED, how many hours did this person usually work each WEEK?**

Usual hours worked each WEEK



Person 2 (continued)

M Answer questions 42 – 47 if this person worked in the past 5 years. Otherwise, SKIP to question 48.

42 – 47 CURRENT OR MOST RECENT JOB ACTIVITY. Describe clearly this person's chief job activity or business last week. If this person had more than one job, describe the one at which this person worked the most hours. If this person had no job or business last week, give information for his/her last job or business.

42 Was this person –
Mark (X) ONE box.

- an employee of a PRIVATE FOR-PROFIT company or business, or of an individual, for wages, salary, or commissions?
- an employee of a PRIVATE NOT-FOR-PROFIT, tax-exempt, or charitable organization?
- a local GOVERNMENT employee (city, county, etc.)?
- a state GOVERNMENT employee?
- a Federal GOVERNMENT employee?
- SELF-EMPLOYED in own NOT INCORPORATED business, professional practice, or farm?
- SELF-EMPLOYED in own INCORPORATED business, professional practice, or farm?
- working WITHOUT PAY in family business or farm?

43 For whom did this person work?

If now on active duty in the Armed Forces, mark (X) this box →

and print the branch of the Armed Forces.

Name of company, business, or other employer

44 What kind of business or industry was this?
Describe the activity at the location where employed.
(For example: hospital, newspaper publishing, mail order house, auto engine manufacturing, bank)

45 Is this mainly – Mark (X) ONE box.

- manufacturing?
- wholesale trade?
- retail trade?
- other (agriculture, construction, service, government, etc.)?

46 What kind of work was this person doing?
(For example: registered nurse, personnel manager, supervisor of order department, secretary, accountant)

47 What were this person's most important activities or duties? (For example: patient care, directing hiring policies, supervising order clerks, typing and filing, reconciling financial records)

48 INCOME IN THE PAST 12 MONTHS

Mark (X) the "Yes" box for each type of income this person received, and give your best estimate of the TOTAL AMOUNT during the PAST 12 MONTHS. (NOTE: The "past 12 months" is the period from today's date one year ago up through today.)

Mark (X) the "No" box to show types of income NOT received.

If net income was a loss, mark the "Loss" box to the right of the dollar amount.

For income received jointly, report the appropriate share for each person – or, if that's not possible, report the whole amount for only one person and mark the "No" box for the other person.

a. Wages, salary, commissions, bonuses, or tips from all jobs. Report amount before deductions for taxes, bonds, dues, or other items.

- Yes → \$, , .00
- No
- TOTAL AMOUNT for past 12 months

b. Self-employment income from own nonfarm businesses or farm businesses, including proprietorships and partnerships. Report NET income after business expenses.

- Yes → \$, , .00 Loss
- No
- TOTAL AMOUNT for past 12 months

c. Interest, dividends, net rental income, royalty income, or income from estates and trusts. Report even small amounts credited to an account.

- Yes → \$, , .00 Loss
- No
- TOTAL AMOUNT for past 12 months

d. Social Security or Railroad Retirement.

- Yes → \$, .00
- No
- TOTAL AMOUNT for past 12 months

e. Supplemental Security Income (SSI).

- Yes → \$, .00
- No
- TOTAL AMOUNT for past 12 months

f. Any public assistance or welfare payments from the state or local welfare office.

- Yes → \$, .00
- No
- TOTAL AMOUNT for past 12 months

g. Retirement, survivor, or disability pensions.
Do NOT include Social Security.

- Yes → \$, .00
- No
- TOTAL AMOUNT for past 12 months

h. Any other sources of income received regularly such as Veterans' (VA) payments, unemployment compensation, child support or alimony. Do NOT include lump sum payments such as money from an inheritance or the sale of a home.

- Yes → \$, .00
- No
- TOTAL AMOUNT for past 12 months

49 What was this person's total income during the PAST 12 MONTHS? Add entries in questions 48a to 48h; subtract any losses. If net income was a loss, enter the amount and mark (X) the "Loss" box next to the dollar amount.

- OR None Loss
- \$, .00
- TOTAL AMOUNT for past 12 months

➔ Continue with the questions for Person 3 on the next page. If no one is listed as Person 3 on page 3, SKIP to page 28 for mailing instructions.



Person 3

→ Please copy the name of Person 3 from page 3, then continue answering questions below.

Last Name

First Name

MI

7 Where was this person born?

In the United States – Print name of state.

Outside the United States – Print name of foreign country, or Puerto Rico, Guam, etc.

8 Is this person a citizen of the United States?

Yes, born in the United States → SKIP to question 10a

Yes, born in Puerto Rico, Guam, the U.S. Virgin Islands, or Northern Marianas

Yes, born abroad of U.S. citizen parent or parents

Yes, U.S. citizen by naturalization – Print year of naturalization

No, not a U.S. citizen

9 When did this person come to live in the United States? If this person came to live in the United States more than once, print latest year. Year

10 a. At any time IN THE LAST 3 MONTHS, has this person attended school or college? Include only nursery or preschool, kindergarten, elementary school, home school, and schooling which leads to a high school diploma or a college degree.

No, has not attended in the last 3 months → SKIP to question 11

Yes, public school, public college

Yes, private school, private college, home school

b. What grade or level was this person attending? Mark (X) ONE box.

Nursery school, preschool

Kindergarten

Grade 1 through 12 – Specify grade 1 – 12 →

College undergraduate years (freshman to senior)

Graduate or professional school beyond a bachelor's degree (for example: MA or PhD program, or medical or law school)

11 What is the highest degree or level of school this person has COMPLETED? Mark (X) ONE box. If currently enrolled, mark the previous grade or highest degree received.

NO SCHOOLING COMPLETED

No schooling completed

NURSERY OR PRESCHOOL THROUGH GRADE 12

Nursery school

Kindergarten

Grade 1 through 11 – Specify grade 1 – 11 →

12th grade – NO DIPLOMA

HIGH SCHOOL GRADUATE

Regular high school diploma

GED or alternative credential

COLLEGE OR SOME COLLEGE

Some college credit, but less than 1 year of college credit

1 or more years of college credit, no degree

Associate's degree (for example: AA, AS)

Bachelor's degree (for example: BA, BS)

AFTER BACHELOR'S DEGREE

Master's degree (for example: MA, MS, MEng, MEd, MSW, MBA)

Professional degree beyond a bachelor's degree (for example: MD, DDS, DVM, LLB, JD)

Doctorate degree (for example: PhD, EdD)

F Answer question 12 if this person has a bachelor's degree or higher. Otherwise, SKIP to question 13.

12 This question focuses on this person's BACHELOR'S DEGREE. Please print below the specific major(s) of any BACHELOR'S DEGREES this person has received. (For example: chemical engineering, elementary teacher education, organizational psychology)

13 What is this person's ancestry or ethnic origin?

(For example: Italian, Jamaican, African Am., Cambodian, Cape Verdean, Norwegian, Dominican, French Canadian, Haitian, Korean, Lebanese, Polish, Nigerian, Mexican, Taiwanese, Ukrainian, and so on.)

14 a. Does this person speak a language other than English at home?

Yes

No → SKIP to question 15a

b. What is this language?

For example: Korean, Italian, Spanish, Vietnamese

c. How well does this person speak English?

Very well

Well

Not well

Not at all

15 a. Did this person live in this house or apartment 1 year ago?

Person is under 1 year old → SKIP to question 16

Yes, this house → SKIP to question 16

No, outside the United States and Puerto Rico – Print name of foreign country, or U.S. Virgin Islands, Guam, etc., below; then SKIP to question 16

No, different house in the United States or Puerto Rico

b. Where did this person live 1 year ago?

Address (Number and street name)

Name of city, town, or post office

Name of U.S. county or municipio in Puerto Rico

Name of U.S. state or Puerto Rico

ZIP Code



Person 3 (continued)

- 16** Is this person **CURRENTLY** covered by any of the following types of health insurance or health coverage plans? Mark "Yes" or "No" for EACH type of coverage in items a – h.

- | | Yes | No |
|---|--------------------------|--------------------------|
| a. Insurance through a current or former employer or union (of this person or another family member) | <input type="checkbox"/> | <input type="checkbox"/> |
| b. Insurance purchased directly from an insurance company, (by this person or another family member) | <input type="checkbox"/> | <input type="checkbox"/> |
| c. Medicare, for people 65 and older, or people with certain disabilities | <input type="checkbox"/> | <input type="checkbox"/> |
| d. Medicaid, Medical Assistance, or any kind of government-assistance plan for those with low incomes or a disability | <input type="checkbox"/> | <input type="checkbox"/> |
| e. TRICARE or other military health care | <input type="checkbox"/> | <input type="checkbox"/> |
| f. VA (including those who have ever used or enrolled for VA health care) | <input type="checkbox"/> | <input type="checkbox"/> |
| g. Indian Health Service | <input type="checkbox"/> | <input type="checkbox"/> |
| h. Any other type of health insurance or health coverage plan – <i>Specify</i> → | <input type="checkbox"/> | <input type="checkbox"/> |

- G** Answer question 17a if this person is covered by health insurance. Otherwise, SKIP to question 18a.

- 17** a. Is there a premium for this plan? A premium is a fixed amount of money paid on a regular basis for health coverage. It does not include copays, deductibles, or other expenses such as prescription costs.

- Yes
 No → SKIP to question 18a

- b. Does this person or another family member receive a tax credit or subsidy based on family income to help pay the premium?

- Yes
 No

- 18** a. Is this person deaf or does he/she have serious difficulty hearing?

- Yes
 No

- b. Is this person blind or does he/she have serious difficulty seeing even when wearing glasses?

- Yes
 No

- H** Answer question 19a – c if this person is 5 years old or over. Otherwise, SKIP to the questions for Person 4 on page 20.

- 19** a. Because of a physical, mental, or emotional condition, does this person have serious difficulty concentrating, remembering, or making decisions?

- Yes
 No

- b. Does this person have serious difficulty walking or climbing stairs?

- Yes
 No

- c. Does this person have difficulty dressing or bathing?

- Yes
 No

- I** Answer question 20 if this person is 15 years old or over. Otherwise, SKIP to the questions for Person 4 on page 20.

- 20** Because of a physical, mental, or emotional condition, does this person have difficulty doing errands alone such as visiting a doctor's office or shopping?

- Yes
 No

- 21** What is this person's marital status?

- Now married
 Widowed
 Divorced
 Separated
 Never married → SKIP to **J**

- 22** In the PAST 12 MONTHS did this person get –

- | | Yes | No |
|--------------|--------------------------|--------------------------|
| a. Married? | <input type="checkbox"/> | <input type="checkbox"/> |
| b. Widowed? | <input type="checkbox"/> | <input type="checkbox"/> |
| c. Divorced? | <input type="checkbox"/> | <input type="checkbox"/> |

- 23** How many times has this person been married?

- Once
 Two times
 Three or more times

- 24** In what year did this person last get married?

Year

- J** Answer question 25 if this person is female and 15 – 50 years old. Otherwise, SKIP to question 26a.

- 25** Has this person given birth to any children in the past 12 months?

- Yes
 No

- 26** a. Does this person have any of his/her own grandchildren under the age of 18 living in this house or apartment?

- Yes
 No → SKIP to question 27

- b. Is this grandparent currently responsible for most of the basic needs of any grandchildren under the age of 18 who live in this house or apartment?

- Yes
 No → SKIP to question 27

- c. How long has this grandparent been responsible for these grandchildren?

If the grandparent is financially responsible for more than one grandchild, answer the question for the grandchild for whom the grandparent has been responsible for the longest period of time.

- Less than 6 months
 6 to 11 months
 1 or 2 years
 3 or 4 years
 5 or more years

- 27** Has this person ever served on active duty in the U.S. Armed Forces, Reserves, or National Guard? Mark (X) ONE box.

- Never served in the military → SKIP to question 30a
 Only on active duty for training in the Reserves or National Guard → SKIP to question 29a
 Now on active duty
 On active duty in the past, but not now

- 28** When did this person serve on active duty in the U.S. Armed Forces? Mark (X) a box for EACH period in which this person served, even if just for part of the period.

- September 2001 or later
 August 1990 to August 2001 (including Persian Gulf War)
 May 1975 to July 1990
 Vietnam era (August 1964 to April 1975)
 February 1955 to July 1964
 Korean War (July 1950 to January 1955)
 January 1947 to June 1950
 World War II (December 1941 to December 1946)
 November 1941 or earlier



Person 3 (continued)

- 29 a. Does this person have a VA service-connected disability rating?**

Yes (such as 0%, 10%, 20%, ... , 100%)
 No → SKIP to question 30a

- b. What is this person's service-connected disability rating?**

0 percent
 10 or 20 percent
 30 or 40 percent
 50 or 60 percent
 70 percent or higher

- 30 a. LAST WEEK, did this person work for pay at a job (or business)?**

Yes → SKIP to question 31
 No – Did not work (or retired)

- b. LAST WEEK, did this person do ANY work for pay, even for as little as one hour?**

Yes
 No → SKIP to question 36a

- 31 At what location did this person work LAST WEEK? If this person worked at more than one location, print where he or she worked most last week.**

- a. Address (Number and street name)**

If the exact address is not known, give a description of the location such as the building name or the nearest street or intersection.

- b. Name of city, town, or post office**

- c. Is the work location inside the limits of that city or town?**

Yes
 No, outside the city/town limits

- d. Name of county**

- e. Name of U.S. state or foreign country**

- f. ZIP Code**

- 32 How did this person usually get to work LAST WEEK? If this person usually used more than one method of transportation during the trip, mark (X) the box of the one used for most of the distance.**

Car, truck, or van
 Motorcycle
 Bus or trolley bus
 Bicycle
 Streetcar or trolley car
 Walked
 Subway or elevated
 Worked at home → SKIP to question 40a
 Railroad
 Ferryboat
 Other method
 Taxicab

K Answer question 33 if you marked "Car, truck, or van" in question 32. Otherwise, SKIP to question 34.

- 33 How many people, including this person, usually rode to work in the car, truck, or van LAST WEEK?**

Person(s)

- 34 What time did this person usually leave home to go to work LAST WEEK?**

Hour Minute
 : a.m.
 p.m.

- 35 How many minutes did it usually take this person to get from home to work LAST WEEK?**

Minutes

L Answer questions 36 – 39 if this person did NOT work last week. Otherwise, SKIP to question 40a.

- 36 a. LAST WEEK, was this person on layoff from a job?**

Yes → SKIP to question 36c
 No

- b. LAST WEEK, was this person TEMPORARILY absent from a job or business?**

Yes, on vacation, temporary illness, maternity leave, other family/personal reasons, bad weather, etc. → SKIP to question 39
 No → SKIP to question 37

- 36 c. Has this person been informed that he or she will be recalled to work within the next 6 months OR been given a date to return to work?**

Yes → SKIP to question 38
 No

- 37 During the LAST 4 WEEKS, has this person been ACTIVELY looking for work?**

Yes
 No → SKIP to question 39

- 38 LAST WEEK, could this person have started a job if offered one, or returned to work if recalled?**

Yes, could have gone to work
 No, because of own temporary illness
 No, because of all other reasons (in school, etc.)

- 39 When did this person last work, even for a few days?**

Within the past 12 months
 1 to 5 years ago → SKIP to **M**
 Over 5 years ago or never worked → SKIP to question 48

- 40 a. During the PAST 12 MONTHS (52 weeks), did this person work 50 or more weeks? Count paid time off as work.**

Yes → SKIP to question 41
 No

- b. How many weeks DID this person work, even for a few hours, including paid vacation, paid sick leave, and military service?**

50 to 52 weeks
 48 to 49 weeks
 40 to 47 weeks
 27 to 39 weeks
 14 to 26 weeks
 13 weeks or less

- 41 During the PAST 12 MONTHS, in the WEEKS WORKED, how many hours did this person usually work each WEEK?**

Usual hours worked each WEEK



Person 3 (continued)

M Answer questions 42 – 47 if this person worked in the past 5 years. Otherwise, SKIP to question 48.

42 – 47 CURRENT OR MOST RECENT JOB ACTIVITY. Describe clearly this person's chief job activity or business last week. If this person had more than one job, describe the one at which this person worked the most hours. If this person had no job or business last week, give information for his/her last job or business.

42 Was this person – Mark (X) ONE box.

- an employee of a PRIVATE FOR-PROFIT company or business, or of an individual, for wages, salary, or commissions?
- an employee of a PRIVATE NOT-FOR-PROFIT, tax-exempt, or charitable organization?
- a local GOVERNMENT employee (city, county, etc.)?
- a state GOVERNMENT employee?
- a Federal GOVERNMENT employee?
- SELF-EMPLOYED in own NOT INCORPORATED business, professional practice, or farm?
- SELF-EMPLOYED in own INCORPORATED business, professional practice, or farm?
- working WITHOUT PAY in family business or farm?

43 For whom did this person work?

If now on active duty in the Armed Forces, mark (X) this box →

and print the branch of the Armed Forces.

Name of company, business, or other employer

44 What kind of business or industry was this? Describe the activity at the location where employed. (For example: hospital, newspaper publishing, mail order house, auto engine manufacturing, bank)

45 Is this mainly – Mark (X) ONE box.

- manufacturing?
- wholesale trade?
- retail trade?
- other (agriculture, construction, service, government, etc.)?

46 What kind of work was this person doing? (For example: registered nurse, personnel manager, supervisor of order department, secretary, accountant)

47 What were this person's most important activities or duties? (For example: patient care, directing hiring policies, supervising order clerks, typing and filing, reconciling financial records)

48 INCOME IN THE PAST 12 MONTHS

Mark (X) the "Yes" box for each type of income this person received, and give your best estimate of the TOTAL AMOUNT during the PAST 12 MONTHS. (NOTE: The "past 12 months" is the period from today's date one year ago up through today.)

Mark (X) the "No" box to show types of income NOT received.

If net income was a loss, mark the "Loss" box to the right of the dollar amount.

For income received jointly, report the appropriate share for each person – or, if that's not possible, report the whole amount for only one person and mark the "No" box for the other person.

a. Wages, salary, commissions, bonuses, or tips from all jobs. Report amount before deductions for taxes, bonds, dues, or other items.

- Yes → \$, , , .00
- No
- TOTAL AMOUNT for past 12 months

b. Self-employment income from own nonfarm businesses or farm businesses, including proprietorships and partnerships. Report NET income after business expenses.

- Yes → \$, , , .00 Loss
- No
- TOTAL AMOUNT for past 12 months

c. Interest, dividends, net rental income, royalty income, or income from estates and trusts. Report even small amounts credited to an account.

- Yes → \$, , , .00 Loss
- No
- TOTAL AMOUNT for past 12 months

d. Social Security or Railroad Retirement.

- Yes → \$, , , .00
- No
- TOTAL AMOUNT for past 12 months

e. Supplemental Security Income (SSI).

- Yes → \$, , , .00
- No
- TOTAL AMOUNT for past 12 months

f. Any public assistance or welfare payments from the state or local welfare office.

- Yes → \$, , , .00
- No
- TOTAL AMOUNT for past 12 months

g. Retirement, survivor, or disability pensions. Do NOT include Social Security.

- Yes → \$, , , .00
- No
- TOTAL AMOUNT for past 12 months

h. Any other sources of income received regularly such as Veterans' (VA) payments, unemployment compensation, child support or alimony. Do NOT include lump sum payments such as money from an inheritance or the sale of a home.

- Yes → \$, , , .00
- No
- TOTAL AMOUNT for past 12 months

49 What was this person's total income during the PAST 12 MONTHS? Add entries in questions 48a to 48h; subtract any losses. If net income was a loss, enter the amount and mark (X) the "Loss" box next to the dollar amount.

- None OR \$, , , .00 Loss
- TOTAL AMOUNT for past 12 months

➔ Continue with the questions for Person 4 on the next page. If no one is listed as Person 4 on page 3, SKIP to page 28 for mailing instructions.



Person 4

→ Please copy the name of Person 4 from page 3, then continue answering questions below.

Last Name

First Name

MI

7 Where was this person born?

In the United States – Print name of state.

Outside the United States – Print name of foreign country, or Puerto Rico, Guam, etc.

8 Is this person a citizen of the United States?

Yes, born in the United States → SKIP to question 10a

Yes, born in Puerto Rico, Guam, the U.S. Virgin Islands, or Northern Marianas

Yes, born abroad of U.S. citizen parent or parents

Yes, U.S. citizen by naturalization – Print year of naturalization

No, not a U.S. citizen

9 When did this person come to live in the United States? If this person came to live in the United States more than once, print latest year. Year

10 a. At any time IN THE LAST 3 MONTHS, has this person attended school or college? Include only nursery or preschool, kindergarten, elementary school, home school, and schooling which leads to a high school diploma or a college degree.

No, has not attended in the last 3 months → SKIP to question 11

Yes, public school, public college

Yes, private school, private college, home school

b. What grade or level was this person attending? Mark (X) ONE box.

Nursery school, preschool

Kindergarten

Grade 1 through 12 – Specify grade 1 – 12

College undergraduate years (freshman to senior)

Graduate or professional school beyond a bachelor's degree (for example: MA or PhD program, or medical or law school)

11 What is the highest degree or level of school this person has COMPLETED? Mark (X) ONE box. If currently enrolled, mark the previous grade or highest degree received.

NO SCHOOLING COMPLETED

No schooling completed

NURSERY OR PRESCHOOL THROUGH GRADE 12

Nursery school

Kindergarten

Grade 1 through 11 – Specify grade 1 – 11

12th grade – NO DIPLOMA

HIGH SCHOOL GRADUATE

Regular high school diploma

GED or alternative credential

COLLEGE OR SOME COLLEGE

Some college credit, but less than 1 year of college credit

1 or more years of college credit, no degree

Associate's degree (for example: AA, AS)

Bachelor's degree (for example: BA, BS)

AFTER BACHELOR'S DEGREE

Master's degree (for example: MA, MS, MEng, MEd, MSW, MBA)

Professional degree beyond a bachelor's degree (for example: MD, DDS, DVM, LLB, JD)

Doctorate degree (for example: PhD, EdD)

F Answer question 12 if this person has a bachelor's degree or higher. Otherwise, SKIP to question 13.

12 This question focuses on this person's BACHELOR'S DEGREE. Please print below the specific major(s) of any BACHELOR'S DEGREES this person has received. (For example: chemical engineering, elementary teacher education, organizational psychology)

13 What is this person's ancestry or ethnic origin?

(For example: Italian, Jamaican, African Am., Cambodian, Cape Verdean, Norwegian, Dominican, French Canadian, Haitian, Korean, Lebanese, Polish, Nigerian, Mexican, Taiwanese, Ukrainian, and so on.)

14 a. Does this person speak a language other than English at home?

Yes

No → SKIP to question 15a

b. What is this language?

For example: Korean, Italian, Spanish, Vietnamese

c. How well does this person speak English?

Very well

Well

Not well

Not at all

15 a. Did this person live in this house or apartment 1 year ago?

Person is under 1 year old → SKIP to question 16

Yes, this house → SKIP to question 16

No, outside the United States and Puerto Rico – Print name of foreign country, or U.S. Virgin Islands, Guam, etc., below; then SKIP to question 16

No, different house in the United States or Puerto Rico

b. Where did this person live 1 year ago?

Address (Number and street name)

Name of city, town, or post office

Name of U.S. county or municipio in Puerto Rico

Name of U.S. state or Puerto Rico

ZIP Code



Person 4 (continued)

- 16** Is this person **CURRENTLY** covered by any of the following types of health insurance or health coverage plans? Mark "Yes" or "No" for EACH type of coverage in items a – h.

- | | Yes | No |
|---|--------------------------|--------------------------|
| a. Insurance through a current or former employer or union (of this person or another family member) | <input type="checkbox"/> | <input type="checkbox"/> |
| b. Insurance purchased directly from an insurance company, (by this person or another family member) | <input type="checkbox"/> | <input type="checkbox"/> |
| c. Medicare, for people 65 and older, or people with certain disabilities | <input type="checkbox"/> | <input type="checkbox"/> |
| d. Medicaid, Medical Assistance, or any kind of government-assistance plan for those with low incomes or a disability | <input type="checkbox"/> | <input type="checkbox"/> |
| e. TRICARE or other military health care | <input type="checkbox"/> | <input type="checkbox"/> |
| f. VA (including those who have ever used or enrolled for VA health care) | <input type="checkbox"/> | <input type="checkbox"/> |
| g. Indian Health Service | <input type="checkbox"/> | <input type="checkbox"/> |
| h. Any other type of health insurance or health coverage plan – <i>Specify</i> → | <input type="checkbox"/> | <input type="checkbox"/> |

- G** Answer question 17a if this person is covered by health insurance. Otherwise, SKIP to question 18a.

- 17** a. Is there a premium for this plan? A premium is a fixed amount of money paid on a regular basis for health coverage. It does not include copays, deductibles, or other expenses such as prescription costs.

- Yes
 No → SKIP to question 18a

- b. Does this person or another family member receive a tax credit or subsidy based on family income to help pay the premium?

- Yes
 No

- 18** a. Is this person deaf or does he/she have serious difficulty hearing?

- Yes
 No

- b. Is this person blind or does he/she have serious difficulty seeing even when wearing glasses?

- Yes
 No

- H** Answer question 19a – c if this person is 5 years old or over. Otherwise, SKIP to the questions for Person 5 on page 24.

- 19** a. Because of a physical, mental, or emotional condition, does this person have serious difficulty concentrating, remembering, or making decisions?

- Yes
 No

- b. Does this person have serious difficulty walking or climbing stairs?

- Yes
 No

- c. Does this person have difficulty dressing or bathing?

- Yes
 No

- I** Answer question 20 if this person is 15 years old or over. Otherwise, SKIP to the questions for Person 5 on page 24.

- 20** Because of a physical, mental, or emotional condition, does this person have difficulty doing errands alone such as visiting a doctor's office or shopping?

- Yes
 No

- 21** What is this person's marital status?

- Now married
 Widowed
 Divorced
 Separated
 Never married → SKIP to **J**

- 22** In the PAST 12 MONTHS did this person get –

- | | Yes | No |
|--------------|--------------------------|--------------------------|
| a. Married? | <input type="checkbox"/> | <input type="checkbox"/> |
| b. Widowed? | <input type="checkbox"/> | <input type="checkbox"/> |
| c. Divorced? | <input type="checkbox"/> | <input type="checkbox"/> |

- 23** How many times has this person been married?

- Once
 Two times
 Three or more times

- 24** In what year did this person last get married?

Year

- J** Answer question 25 if this person is female and 15 – 50 years old. Otherwise, SKIP to question 26a.

- 25** Has this person given birth to any children in the past 12 months?

- Yes
 No

- 26** a. Does this person have any of his/her own grandchildren under the age of 18 living in this house or apartment?

- Yes
 No → SKIP to question 27

- b. Is this grandparent currently responsible for most of the basic needs of any grandchildren under the age of 18 who live in this house or apartment?

- Yes
 No → SKIP to question 27

- c. How long has this grandparent been responsible for these grandchildren?

If the grandparent is financially responsible for more than one grandchild, answer the question for the grandchild for whom the grandparent has been responsible for the longest period of time.

- Less than 6 months
 6 to 11 months
 1 or 2 years
 3 or 4 years
 5 or more years

- 27** Has this person ever served on active duty in the U.S. Armed Forces, Reserves, or National Guard? Mark (X) ONE box.

- Never served in the military → SKIP to question 30a
 Only on active duty for training in the Reserves or National Guard → SKIP to question 29a
 Now on active duty
 On active duty in the past, but not now

- 28** When did this person serve on active duty in the U.S. Armed Forces? Mark (X) a box for EACH period in which this person served, even if just for part of the period.

- September 2001 or later
 August 1990 to August 2001 (including Persian Gulf War)
 May 1975 to July 1990
 Vietnam era (August 1964 to April 1975)
 February 1955 to July 1964
 Korean War (July 1950 to January 1955)
 January 1947 to June 1950
 World War II (December 1941 to December 1946)
 November 1941 or earlier



Person 4 (continued)

- 29 a. Does this person have a VA service-connected disability rating?**

- Yes (such as 0%, 10%, 20%, ... , 100%)
 No → SKIP to question 30a

- b. What is this person's service-connected disability rating?**

- 0 percent
 10 or 20 percent
 30 or 40 percent
 50 or 60 percent
 70 percent or higher

- 30 a. LAST WEEK, did this person work for pay at a job (or business)?**

- Yes → SKIP to question 31
 No – Did not work (or retired)

- b. LAST WEEK, did this person do ANY work for pay, even for as little as one hour?**

- Yes
 No → SKIP to question 36a

- 31 At what location did this person work LAST WEEK? If this person worked at more than one location, print where he or she worked most last week.**

- a. Address (Number and street name)**

If the exact address is not known, give a description of the location such as the building name or the nearest street or intersection.

- b. Name of city, town, or post office**

- c. Is the work location inside the limits of that city or town?**

- Yes
 No, outside the city/town limits

- d. Name of county**

- e. Name of U.S. state or foreign country**

- f. ZIP Code**

- 32 How did this person usually get to work LAST WEEK? If this person usually used more than one method of transportation during the trip, mark (X) the box of the one used for most of the distance.**

- | | |
|---|--|
| <input type="checkbox"/> Car, truck, or van | <input type="checkbox"/> Motorcycle |
| <input type="checkbox"/> Bus or trolley bus | <input type="checkbox"/> Bicycle |
| <input type="checkbox"/> Streetcar or trolley car | <input type="checkbox"/> Walked |
| <input type="checkbox"/> Subway or elevated | <input type="checkbox"/> Worked at home → SKIP to question 40a |
| <input type="checkbox"/> Railroad | <input type="checkbox"/> Other method |
| <input type="checkbox"/> Ferryboat | |
| <input type="checkbox"/> Taxicab | |

K Answer question 33 if you marked "Car, truck, or van" in question 32. Otherwise, SKIP to question 34.

- 33 How many people, including this person, usually rode to work in the car, truck, or van LAST WEEK?**

Person(s)

- 34 What time did this person usually leave home to go to work LAST WEEK?**

Hour : Minute a.m. p.m.

 :

- 35 How many minutes did it usually take this person to get from home to work LAST WEEK?**

Minutes

L Answer questions 36 – 39 if this person did NOT work last week. Otherwise, SKIP to question 40a.

- 36 a. LAST WEEK, was this person on layoff from a job?**

- Yes → SKIP to question 36c
 No

- b. LAST WEEK, was this person TEMPORARILY absent from a job or business?**

- Yes, on vacation, temporary illness, maternity leave, other family/personal reasons, bad weather, etc. → SKIP to question 39
 No → SKIP to question 37

- 36 c. Has this person been informed that he or she will be recalled to work within the next 6 months OR been given a date to return to work?**

- Yes → SKIP to question 38
 No

- 37 During the LAST 4 WEEKS, has this person been ACTIVELY looking for work?**

- Yes
 No → SKIP to question 39

- 38 LAST WEEK, could this person have started a job if offered one, or returned to work if recalled?**

- Yes, could have gone to work
 No, because of own temporary illness
 No, because of all other reasons (in school, etc.)

- 39 When did this person last work, even for a few days?**

- Within the past 12 months
 1 to 5 years ago → SKIP to **M**
 Over 5 years ago or never worked → SKIP to question 48

- 40 a. During the PAST 12 MONTHS (52 weeks), did this person work 50 or more weeks? Count paid time off as work.**

- Yes → SKIP to question 41
 No

- b. How many weeks DID this person work, even for a few hours, including paid vacation, paid sick leave, and military service?**

- 50 to 52 weeks
 48 to 49 weeks
 40 to 47 weeks
 27 to 39 weeks
 14 to 26 weeks
 13 weeks or less

- 41 During the PAST 12 MONTHS, in the WEEKS WORKED, how many hours did this person usually work each WEEK?**

Usual hours worked each WEEK



Person 4 (continued)

M Answer questions 42 – 47 if this person worked in the past 5 years. Otherwise, SKIP to question 48.

42 – 47 CURRENT OR MOST RECENT JOB ACTIVITY. Describe clearly this person's chief job activity or business last week. If this person had more than one job, describe the one at which this person worked the most hours. If this person had no job or business last week, give information for his/her last job or business.

42 Was this person – Mark (X) ONE box.

- an employee of a PRIVATE FOR-PROFIT company or business, or of an individual, for wages, salary, or commissions?
- an employee of a PRIVATE NOT-FOR-PROFIT, tax-exempt, or charitable organization?
- a local GOVERNMENT employee (city, county, etc.)?
- a state GOVERNMENT employee?
- a Federal GOVERNMENT employee?
- SELF-EMPLOYED in own NOT INCORPORATED business, professional practice, or farm?
- SELF-EMPLOYED in own INCORPORATED business, professional practice, or farm?
- working WITHOUT PAY in family business or farm?

43 For whom did this person work?

If now on active duty in the Armed Forces, mark (X) this box →

and print the branch of the Armed Forces.

Name of company, business, or other employer

44 What kind of business or industry was this? Describe the activity at the location where employed. (For example: hospital, newspaper publishing, mail order house, auto engine manufacturing, bank)

45 Is this mainly – Mark (X) ONE box.

- manufacturing?
- wholesale trade?
- retail trade?
- other (agriculture, construction, service, government, etc.)?

46 What kind of work was this person doing? (For example: registered nurse, personnel manager, supervisor of order department, secretary, accountant)

47 What were this person's most important activities or duties? (For example: patient care, directing hiring policies, supervising order clerks, typing and filing, reconciling financial records)

48 INCOME IN THE PAST 12 MONTHS

Mark (X) the "Yes" box for each type of income this person received, and give your best estimate of the TOTAL AMOUNT during the PAST 12 MONTHS. (NOTE: The "past 12 months" is the period from today's date one year ago up through today.)

Mark (X) the "No" box to show types of income NOT received.

If net income was a loss, mark the "Loss" box to the right of the dollar amount.

For income received jointly, report the appropriate share for each person – or, if that's not possible, report the whole amount for only one person and mark the "No" box for the other person.

a. Wages, salary, commissions, bonuses, or tips from all jobs. Report amount before deductions for taxes, bonds, dues, or other items.

- Yes → \$, , .00
- No TOTAL AMOUNT for past 12 months

b. Self-employment income from own nonfarm businesses or farm businesses, including proprietorships and partnerships. Report NET income after business expenses.

- Yes → \$, , .00 Loss
- No TOTAL AMOUNT for past 12 months

c. Interest, dividends, net rental income, royalty income, or income from estates and trusts. Report even small amounts credited to an account.

- Yes → \$, , .00 Loss
- No TOTAL AMOUNT for past 12 months

d. Social Security or Railroad Retirement.

- Yes → \$, .00
- No TOTAL AMOUNT for past 12 months

e. Supplemental Security Income (SSI).

- Yes → \$, .00
- No TOTAL AMOUNT for past 12 months

f. Any public assistance or welfare payments from the state or local welfare office.

- Yes → \$, .00
- No TOTAL AMOUNT for past 12 months

g. Retirement, survivor, or disability pensions. Do NOT include Social Security.

- Yes → \$, .00
- No TOTAL AMOUNT for past 12 months

h. Any other sources of income received regularly such as Veterans' (VA) payments, unemployment compensation, child support or alimony. Do NOT include lump sum payments such as money from an inheritance or the sale of a home.

- Yes → \$, .00
- No TOTAL AMOUNT for past 12 months

49 What was this person's total income during the PAST 12 MONTHS? Add entries in questions 48a to 48h; subtract any losses. If net income was a loss, enter the amount and mark (X) the "Loss" box next to the dollar amount.

- None OR \$, .00 Loss
- TOTAL AMOUNT for past 12 months

➔ Continue with the questions for Person 5 on the next page. If no one is listed as Person 5 on page 4, SKIP to page 28 for mailing instructions.



Person 5

→ Please copy the name of Person 5 from page 4, then continue answering questions below.

Last Name

First Name

MI

7 Where was this person born?

In the United States – Print name of state.

Outside the United States – Print name of foreign country, or Puerto Rico, Guam, etc.

8 Is this person a citizen of the United States?

Yes, born in the United States → SKIP to question 10a

Yes, born in Puerto Rico, Guam, the U.S. Virgin Islands, or Northern Marianas

Yes, born abroad of U.S. citizen parent or parents

Yes, U.S. citizen by naturalization – Print year of naturalization

No, not a U.S. citizen

9 When did this person come to live in the United States? If this person came to live in the United States more than once, print latest year. Year

10 a. At any time IN THE LAST 3 MONTHS, has this person attended school or college? Include only nursery or preschool, kindergarten, elementary school, home school, and schooling which leads to a high school diploma or a college degree.

No, has not attended in the last 3 months → SKIP to question 11

Yes, public school, public college

Yes, private school, private college, home school

b. What grade or level was this person attending? Mark (X) ONE box.

Nursery school, preschool

Kindergarten

Grade 1 through 12 – Specify grade 1 – 12

College undergraduate years (freshman to senior)

Graduate or professional school beyond a bachelor's degree (for example: MA or PhD program, or medical or law school)

11 What is the highest degree or level of school this person has COMPLETED? Mark (X) ONE box. If currently enrolled, mark the previous grade or highest degree received.

NO SCHOOLING COMPLETED

No schooling completed

NURSERY OR PRESCHOOL THROUGH GRADE 12

Nursery school

Kindergarten

Grade 1 through 11 – Specify grade 1 – 11

12th grade – NO DIPLOMA

HIGH SCHOOL GRADUATE

Regular high school diploma

GED or alternative credential

COLLEGE OR SOME COLLEGE

Some college credit, but less than 1 year of college credit

1 or more years of college credit, no degree

Associate's degree (for example: AA, AS)

Bachelor's degree (for example: BA, BS)

AFTER BACHELOR'S DEGREE

Master's degree (for example: MA, MS, MEng, MEd, MSW, MBA)

Professional degree beyond a bachelor's degree (for example: MD, DDS, DVM, LLB, JD)

Doctorate degree (for example: PhD, EdD)

F Answer question 12 if this person has a bachelor's degree or higher. Otherwise, SKIP to question 13.

12 This question focuses on this person's BACHELOR'S DEGREE. Please print below the specific major(s) of any BACHELOR'S DEGREES this person has received. (For example: chemical engineering, elementary teacher education, organizational psychology)

13 What is this person's ancestry or ethnic origin?

(For example: Italian, Jamaican, African Am., Cambodian, Cape Verdean, Norwegian, Dominican, French Canadian, Haitian, Korean, Lebanese, Polish, Nigerian, Mexican, Taiwanese, Ukrainian, and so on.)

14 a. Does this person speak a language other than English at home?

Yes

No → SKIP to question 15a

b. What is this language?

For example: Korean, Italian, Spanish, Vietnamese

c. How well does this person speak English?

Very well

Well

Not well

Not at all

15 a. Did this person live in this house or apartment 1 year ago?

Person is under 1 year old → SKIP to question 16

Yes, this house → SKIP to question 16

No, outside the United States and Puerto Rico – Print name of foreign country, or U.S. Virgin Islands, Guam, etc., below; then SKIP to question 16

No, different house in the United States or Puerto Rico

b. Where did this person live 1 year ago?

Address (Number and street name)

Name of city, town, or post office

Name of U.S. county or municipio in Puerto Rico


Name of U.S. state or Puerto Rico

ZIP Code



Person 5 (continued)

- 16** Is this person **CURRENTLY** covered by any of the following types of health insurance or health coverage plans? Mark "Yes" or "No" for EACH type of coverage in items a – h.

- | | Yes | No |
|--|--------------------------|--------------------------|
| a. Insurance through a current or former employer or union (of this person or another family member) | <input type="checkbox"/> | <input type="checkbox"/> |
| b. Insurance purchased directly from an insurance company, (by this person or another family member) | <input type="checkbox"/> | <input type="checkbox"/> |
| c. Medicare, for people 65 and older, or people with certain disabilities | <input type="checkbox"/> | <input type="checkbox"/> |
| d. Medicaid, Medical Assistance, or any kind of government-assistance plan for those with low incomes or a disability | <input type="checkbox"/> | <input type="checkbox"/> |
| e. TRICARE or other military health care | <input type="checkbox"/> | <input type="checkbox"/> |
| f. VA (including those who have ever used or enrolled for VA health care) | <input type="checkbox"/> | <input type="checkbox"/> |
| g. Indian Health Service | <input type="checkbox"/> | <input type="checkbox"/> |
| h. Any other type of health insurance or health coverage plan – <i>Specify</i>  | <input type="checkbox"/> | <input type="checkbox"/> |

- G** Answer question 17a if this person is covered by health insurance. Otherwise, SKIP to question 18a.

- 17** a. Is there a premium for this plan? A premium is a fixed amount of money paid on a regular basis for health coverage. It does not include copays, deductibles, or other expenses such as prescription costs.

- Yes
 No → SKIP to question 18a

- b. Does this person or another family member receive a tax credit or subsidy based on family income to help pay the premium?

- Yes
 No

- 18** a. Is this person deaf or does he/she have serious difficulty hearing?

- Yes
 No

- b. Is this person blind or does he/she have serious difficulty seeing even when wearing glasses?

- Yes
 No

- H** Answer question 19a – c if this person is 5 years old or over. Otherwise, SKIP to the mailing instructions on page 28.

- 19** a. Because of a physical, mental, or emotional condition, does this person have serious difficulty concentrating, remembering, or making decisions?

- Yes
 No

- b. Does this person have serious difficulty walking or climbing stairs?

- Yes
 No

- c. Does this person have difficulty dressing or bathing?

- Yes
 No

- I** Answer question 20 if this person is 15 years old or over. Otherwise, SKIP to the mailing instructions on page 28.

- 20** Because of a physical, mental, or emotional condition, does this person have difficulty doing errands alone such as visiting a doctor's office or shopping?

- Yes
 No

- 21** What is this person's marital status?

- Now married
 Widowed
 Divorced
 Separated
 Never married → SKIP to **J**

- 22** In the PAST 12 MONTHS did this person get –

- | | Yes | No |
|--------------|--------------------------|--------------------------|
| a. Married? | <input type="checkbox"/> | <input type="checkbox"/> |
| b. Widowed? | <input type="checkbox"/> | <input type="checkbox"/> |
| c. Divorced? | <input type="checkbox"/> | <input type="checkbox"/> |

- 23** How many times has this person been married?

- Once
 Two times
 Three or more times

- 24** In what year did this person last get married?

Year

- J** Answer question 25 if this person is female and 15 – 50 years old. Otherwise, SKIP to question 26a.

- 25** Has this person given birth to any children in the past 12 months?

- Yes
 No

- 26** a. Does this person have any of his/her own grandchildren under the age of 18 living in this house or apartment?

- Yes
 No → SKIP to question 27

- b. Is this grandparent currently responsible for most of the basic needs of any grandchildren under the age of 18 who live in this house or apartment?

- Yes
 No → SKIP to question 27

- c. How long has this grandparent been responsible for these grandchildren?

If the grandparent is financially responsible for more than one grandchild, answer the question for the grandchild for whom the grandparent has been responsible for the longest period of time.

- Less than 6 months
 6 to 11 months
 1 or 2 years
 3 or 4 years
 5 or more years

- 27** Has this person ever served on active duty in the U.S. Armed Forces, Reserves, or National Guard? Mark (X) ONE box.

- Never served in the military → SKIP to question 30a
 Only on active duty for training in the Reserves or National Guard → SKIP to question 29a
 Now on active duty
 On active duty in the past, but not now

- 28** When did this person serve on active duty in the U.S. Armed Forces? Mark (X) a box for EACH period in which this person served, even if just for part of the period.

- September 2001 or later
 August 1990 to August 2001 (including Persian Gulf War)
 May 1975 to July 1990
 Vietnam era (August 1964 to April 1975)
 February 1955 to July 1964
 Korean War (July 1950 to January 1955)
 January 1947 to June 1950
 World War II (December 1941 to December 1946)
 November 1941 or earlier



Person 5 (continued)

- 29 a. Does this person have a VA service-connected disability rating?**

- Yes (such as 0%, 10%, 20%, ... , 100%)
 No → SKIP to question 30a

- b. What is this person's service-connected disability rating?**

- 0 percent
 10 or 20 percent
 30 or 40 percent
 50 or 60 percent
 70 percent or higher

- 30 a. LAST WEEK, did this person work for pay at a job (or business)?**

- Yes → SKIP to question 31
 No – Did not work (or retired)

- b. LAST WEEK, did this person do ANY work for pay, even for as little as one hour?**

- Yes
 No → SKIP to question 36a

- 31 At what location did this person work LAST WEEK? If this person worked at more than one location, print where he or she worked most last week.**

- a. Address (Number and street name)**

If the exact address is not known, give a description of the location such as the building name or the nearest street or intersection.

- b. Name of city, town, or post office**

- c. Is the work location inside the limits of that city or town?**

- Yes
 No, outside the city/town limits

- d. Name of county**

- e. Name of U.S. state or foreign country**

- f. ZIP Code**

- 32 How did this person usually get to work LAST WEEK? If this person usually used more than one method of transportation during the trip, mark (X) the box of the one used for most of the distance.**

- | | |
|---|--|
| <input type="checkbox"/> Car, truck, or van | <input type="checkbox"/> Motorcycle |
| <input type="checkbox"/> Bus or trolley bus | <input type="checkbox"/> Bicycle |
| <input type="checkbox"/> Streetcar or trolley car | <input type="checkbox"/> Walked |
| <input type="checkbox"/> Subway or elevated | <input type="checkbox"/> Worked at home → SKIP to question 40a |
| <input type="checkbox"/> Railroad | <input type="checkbox"/> Other method |
| <input type="checkbox"/> Ferryboat | |
| <input type="checkbox"/> Taxicab | |

K Answer question 33 if you marked "Car, truck, or van" in question 32. Otherwise, SKIP to question 34.

- 33 How many people, including this person, usually rode to work in the car, truck, or van LAST WEEK?**

Person(s)

- 34 What time did this person usually leave home to go to work LAST WEEK?**

Hour : Minute a.m.
 p.m.

- 35 How many minutes did it usually take this person to get from home to work LAST WEEK?**

Minutes

L Answer questions 36 – 39 if this person did NOT work last week. Otherwise, SKIP to question 40a.

- 36 a. LAST WEEK, was this person on layoff from a job?**

- Yes → SKIP to question 36c
 No

- b. LAST WEEK, was this person TEMPORARILY absent from a job or business?**

- Yes, on vacation, temporary illness, maternity leave, other family/personal reasons, bad weather, etc. → SKIP to question 39
 No → SKIP to question 37

- 36 c. Has this person been informed that he or she will be recalled to work within the next 6 months OR been given a date to return to work?**

- Yes → SKIP to question 38
 No

- 37 During the LAST 4 WEEKS, has this person been ACTIVELY looking for work?**

- Yes
 No → SKIP to question 39

- 38 LAST WEEK, could this person have started a job if offered one, or returned to work if recalled?**

- Yes, could have gone to work
 No, because of own temporary illness
 No, because of all other reasons (in school, etc.)

- 39 When did this person last work, even for a few days?**

- Within the past 12 months
 1 to 5 years ago → SKIP to **M**
 Over 5 years ago or never worked → SKIP to question 48

- 40 a. During the PAST 12 MONTHS (52 weeks), did this person work 50 or more weeks? Count paid time off as work.**

- Yes → SKIP to question 41
 No

- b. How many weeks DID this person work, even for a few hours, including paid vacation, paid sick leave, and military service?**

- 50 to 52 weeks
 48 to 49 weeks
 40 to 47 weeks
 27 to 39 weeks
 14 to 26 weeks
 13 weeks or less

- 41 During the PAST 12 MONTHS, in the WEEKS WORKED, how many hours did this person usually work each WEEK?**

Usual hours worked each WEEK



Person 5 (continued)

M Answer questions 42 – 47 if this person worked in the past 5 years. Otherwise, SKIP to question 48.

42 – 47 CURRENT OR MOST RECENT JOB ACTIVITY. Describe clearly this person's chief job activity or business last week. If this person had more than one job, describe the one at which this person worked the most hours. If this person had no job or business last week, give information for his/her last job or business.

42 Was this person – Mark (X) ONE box.

- an employee of a PRIVATE FOR-PROFIT company or business, or of an individual, for wages, salary, or commissions?
- an employee of a PRIVATE NOT-FOR-PROFIT, tax-exempt, or charitable organization?
- a local GOVERNMENT employee (city, county, etc.)?
- a state GOVERNMENT employee?
- a Federal GOVERNMENT employee?
- SELF-EMPLOYED in own NOT INCORPORATED business, professional practice, or farm?
- SELF-EMPLOYED in own INCORPORATED business, professional practice, or farm?
- working WITHOUT PAY in family business or farm?

43 For whom did this person work?

If now on active duty in the Armed Forces, mark (X) this box →

and print the branch of the Armed Forces.

Name of company, business, or other employer

44 What kind of business or industry was this?

Describe the activity at the location where employed. (For example: hospital, newspaper publishing, mail order house, auto engine manufacturing, bank)

45 Is this mainly – Mark (X) ONE box.

- manufacturing?
- wholesale trade?
- retail trade?
- other (agriculture, construction, service, government, etc.)?

46 What kind of work was this person doing? (For example: registered nurse, personnel manager, supervisor of order department, secretary, accountant)

47 What were this person's most important activities or duties? (For example: patient care, directing hiring policies, supervising order clerks, typing and filing, reconciling financial records)

48 INCOME IN THE PAST 12 MONTHS

Mark (X) the "Yes" box for each type of income this person received, and give your best estimate of the TOTAL AMOUNT during the PAST 12 MONTHS. (NOTE: The "past 12 months" is the period from today's date one year ago up through today.)

Mark (X) the "No" box to show types of income NOT received.

If net income was a loss, mark the "Loss" box to the right of the dollar amount.

For income received jointly, report the appropriate share for each person – or, if that's not possible, report the whole amount for only one person and mark the "No" box for the other person.

a. Wages, salary, commissions, bonuses, or tips from all jobs. Report amount before deductions for taxes, bonds, dues, or other items.

- Yes → \$, , .00
- No
- TOTAL AMOUNT for past 12 months

b. Self-employment income from own nonfarm businesses or farm businesses, including proprietorships and partnerships. Report NET income after business expenses.

- Yes → \$, , .00 Loss
- No
- TOTAL AMOUNT for past 12 months

c. Interest, dividends, net rental income, royalty income, or income from estates and trusts. Report even small amounts credited to an account.

- Yes → \$, , .00 Loss
- No
- TOTAL AMOUNT for past 12 months

d. Social Security or Railroad Retirement.

- Yes → \$, .00
- No
- TOTAL AMOUNT for past 12 months

e. Supplemental Security Income (SSI).

- Yes → \$, .00
- No
- TOTAL AMOUNT for past 12 months

f. Any public assistance or welfare payments from the state or local welfare office.

- Yes → \$, .00
- No
- TOTAL AMOUNT for past 12 months

g. Retirement, survivor, or disability pensions. Do NOT include Social Security.

- Yes → \$, .00
- No
- TOTAL AMOUNT for past 12 months

h. Any other sources of income received regularly such as Veterans' (VA) payments, unemployment compensation, child support or alimony. Do NOT include lump sum payments such as money from an inheritance or the sale of a home.

- Yes → \$, .00
- No
- TOTAL AMOUNT for past 12 months

49 What was this person's total income during the PAST 12 MONTHS? Add entries in questions 48a to 48h; subtract any losses. If net income was a loss, enter the amount and mark (X) the "Loss" box next to the dollar amount.

- OR \$, .00 Loss
- None
- TOTAL AMOUNT for past 12 months

➔ Now continue with the mailing instructions on page 28.



Mailing Instructions

→ Please make sure you have...

- listed all names and answered the questions on pages 2, 3, and 4
- answered all Housing questions
- answered all Person questions for each person.

→ Then...

- put the completed questionnaire into the postage-paid return envelope. If the envelope has been misplaced, please mail the questionnaire to:

**U.S. Census Bureau
P.O. Box 5240
Jeffersonville, IN 47199-5240**

- make sure the barcode above your address shows in the window of the return envelope.

**Thank you for participating in
the American Community Survey.**

For Census Bureau Use

POP

EDIT

PHONE

JIC1

JIC2

EDIT CLERK

TELEPHONE CLERK

JIC3

JIC4

The Census Bureau estimates that, for the average household, this form will take 40 minutes to complete, including the time for reviewing the instructions and answers. Send comments regarding this burden estimate or any other aspect of this collection of information, including suggestions for reducing this burden, to: Paperwork Project 0607-0936, U.S. Census Bureau, 4600 Silver Hill Road, AMSD – 3K138, Washington, D.C. 20233. You may e-mail comments to Paperwork@census.gov; use "Paperwork Project 0607-0936" as the subject. Please **DO NOT RETURN** your questionnaire to this address. Use the enclosed preaddressed envelope to return your completed questionnaire.

Respondents are not required to respond to any information collection unless it displays a valid approval number from the Office of Management and Budget. This 8-digit number appears in the bottom right on the front cover of this form.

Form ACS-1(X)CTC (06-09-2015)

