

PROGRAM FOR INTERNATIONAL STUDENT ASSESSMENT (PISA 2018) FIELD TEST AND RECRUITMENT FOR MAIN STUDY

OMB# 1850-0755 v.18

APPENDIX A: RECRUITMENT MATERIALS

State PISA Field Test Letter.....	2
School District PISA Field Test Letter.....	3
School PISA Field Test Letter.....	4
PISA 2018 Field Test Study Brochure.....	5
PISA 2018 Field Test FAQ for school administrators.....	7
PISA 2018 Field Test FAQ for teachers.....	7
PISA 2018 Field Test FAQ for Students.....	11
PISA 2018 Timeline of Activities.....	13
Teacher Invite Email.....	14
School Coordinator Email announcing E-Filing for Field Trial5	
Instructions for School Coordinators to E-file student and teacher lists (from 2015)6	

APPENDIX B: CONSENT LETTERS AND SUPPORTING MATERIALS

Sample Field Test Notification Letter, PISA.....	31
Sample Implicit Consent Letter, PISA.....	32
PISA Implicit Consent Form.....	33
Sample Explicit Consent Letter, PISA.....	34
PISA Explicit Consent Form.....	35
PISA Facts for Parents About the Field Test.....	36

State PISA Field Test Letter

[Date]

[Title] [Name First] [Name Last]

[Title/Department]

[State]

[Address 1]

[Address 2]

[City], [State] [Zip code]

Dear [Title] [Name Last]:

The United States is once again participating in the Program for International Student Assessment (PISA). As the largest international education study in the world, PISA measures 15-year-old students' reading, mathematics, and science literacy. PISA results are used by researchers and policymakers to chart national progress against international standards and the educational progress of our global economic peers and competitors. The United States and more than 70 other countries and education systems will participate in the next round of PISA, in 2018. To prepare for 2018, the United States will conduct a field test in spring 2017. *Some schools in your state have been randomly selected to participate in the field test, and I am writing to ask your agency to support the participation of those schools.*

PISA provides comparative information on the performance of U.S. 15-year-old students in reading, mathematics, and science with 15-year-old students in other countries. PISA 2018 also includes assessments of students' global competence and financial literacy. The purposes of the field test are to refine operational processes and try out new questions to ensure they accurately measure students' knowledge and skills, and are unbiased toward U.S. students.

PISA is described in more detail in the enclosed materials. PISA is conducted in the United States by the National Center for Education Statistics (NCES) in the U.S. Department of Education and is administered by Westat in Rockville, Maryland. The U.S. Office of Management and Budget (OMB) has approved the data collection under OMB #1850-0755. For information on the confidentiality of the data collected, please see the enclosed FAQ. While participation in this study is voluntary, we ask your agency to support participation in your state so that the United States has a representative sample of schools.

Within the next few weeks, a representative of Westat will contact sampled school districts and schools to discuss participating in the field test. We are in contact with your state assessment director and NAEP State Coordinator to try to ensure that we are not conflicting with other state efforts and that districts and schools understand how PISA fits in with other data collections conducted by NCES. We also coordinate the administration of PISA with NAEP and other NCES activities. In the meantime, if you have questions about the study, please do not hesitate to call David Kastberg at 1-301-294-3811 or send an email to PISAHELP@westat.com. You may also get more information by contacting Patrick Gonzales at NCES at 415-920-9229 or patrick.gonzales@ed.gov or by visiting the PISA website at <http://nces.ed.gov/surveys/pisa>.

Thank you for your time and support.

Sincerely,

Peggy Carr, Ph.D.
Acting Commissioner

cc: [State assessment coordinator name]
Enclosures

The National Center for Education Statistics (NCES), within the U.S. Department of Education, conducts the Program for International Student Assessment (PISA) in the United States as authorized by the Education Sciences Reform Act of 2002 (20 U.S.C., § 9543). Your responses are protected by federal statute (20 U.S.C., § 9573) and may be used only for statistical purposes and may not be disclosed, or used, in identifiable form for any other purpose except as required by law.

School District PISA Field Test Letter

[Date]

[Title] [Name First] [Name Last], [Title/Department]

[School District]

[Address 1]

[City], [State] [Zip code]

Dear [Title] [Name Last]:

The United States is once again participating in the Program for International Student Assessment (PISA). As the largest international education study in the world, PISA measures 15-year-old students' reading, mathematics, and science literacy. The United States and more than 70 other countries and educational systems will participate in the next round, in 2018. PISA results are used by researchers and policymakers to chart national progress against international standards and the educational progress of our global economic peers and competitors. To prepare for 2018, the United States will conduct a field test in spring 2017. *Some schools in your district have been randomly selected to participate in the field test, and I am writing to ask your agency to support the participation of those schools.*

PISA provides comparative information on the performance of U.S. 15-year-old students in reading, mathematics, and science with 15-year-old students in other countries. PISA 2018 also includes assessments of students' global competence and financial literacy. The purposes of the field test is to refine operational processes and try out new questions to ensure they accurately measure students' knowledge and skills, and are unbiased toward U.S. students.

Schools participating in PISA will receive \$250, and each school's PISA school coordinator (a school staff person designated to liaise with PISA staff) will receive \$200 as a thank you for their time and effort. Selected teachers will receive \$25 for completing a brief questionnaire. Each student who participates will receive \$25 and a volunteer service certificate of 4 hours from the U.S. Department of Education. Schools that participate in the spring 2017 field test are extremely unlikely to be selected again for the main PISA assessment in fall 2018.

PISA is described in more detail in the enclosed materials. PISA is conducted in the United States by the National Center for Education Statistics (NCES) in the U.S. Department of Education and is administered by Westat in Rockville, Maryland. The U.S. Office of Management and Budget has approved the data collection under OMB #1850-0755. For information on the confidentiality of the data collected, please see the enclosed FAQ. While participation in this study is voluntary, we ask your agency to support participation in your state so that the United States has a representative sample of schools.

Within the next few days, a representative of Westat will contact the following school or schools in your district that have been selected for the field test: [LIST SAMPLED SCHOOLS HERE...]. Please include the PISA field test assessment window (April 3 to May 12, 2017) on your district test calendar.

If you have any questions, please do not hesitate to call 1-888-638-2597 or send an email to PISAHELP@westat.com. You may also get more information about this study by contacting Patrick Gonzales at NCES at 415-920-9229 or patrick.gonzales@ed.gov or by visiting the PISA website at <http://nces.ed.gov/surveys/pisa>.

Thank you for your time and support.

Sincerely,

Peggy Carr, Ph.D.
Acting Commissioner
Enclosures

The National Center for Education Statistics (NCES), within the U.S. Department of Education, conducts the Program for International Student Assessment (PISA) in the United States as authorized by the Education Sciences Reform Act of 2002 (20 U.S.C., § 9543). Your responses are protected by federal statute (20 U.S.C., § 9573) and may be used only for statistical purposes and may not be disclosed, or used, in identifiable form for any other purpose except as required by law.

School PISA Field Test Letter

[Date]
[Title] [Name First] [Name Last], [Title/Department]
[School District]
[Address 1]
[City], [State] [Zip code]

Dear [Title] [Name Last]:

The United States is once again participating in the Program for International Student Assessment (PISA). As the largest international education study in the world, PISA measures 15-year-old students' reading, mathematics, and science literacy. The United States and more than 70 other countries and educational systems will participate in the next round, in 2018. PISA results are used by researchers and policymakers to chart national progress against international standards and the educational progress of our global economic peers and competitors. To prepare for 2018, the United States will conduct a field test in spring 2017. *Your school is one of 70 across the United States that has been randomly selected to take part in the PISA field test in spring 2017.*

PISA provides comparative information on the performance of U.S. 15-year-old students in reading, mathematics, and science with 15-year-old students in other countries. PISA 2018 also includes assessments of students' global competence and financial literacy. The purposes of the field test is to refine operational processes and try out new questions to ensure they accurately measure students' knowledge and skills, and are unbiased toward U.S. students.

Schools participating in PISA will receive \$250, and each school's PISA school coordinator (a school staff person designated to liaise with PISA staff) will receive \$200 as a thank you for their time and effort. Selected teachers will receive \$25 for completing a brief questionnaire. Each student who participates will receive \$25 and a volunteer service certificate of 4 hours from the U.S. Department of Education. Schools that participate in the spring 2017 field test are extremely unlikely to be selected again for the 2018 main assessment.

PISA is described in more detail in the enclosed materials. PISA is conducted in the United States by the National Center for Education Statistics (NCES) in the U.S. Department of Education and is administered by Westat in Rockville, Maryland. The U.S. Office of Management and Budget has approved the data collection under OMB #1850-0755. For information on the confidentiality of the data collected, please see the enclosed FAQ. While participation in this study is voluntary, we ask your agency to support participation in your state so that the United States has a representative sample of schools.

The PISA field test assessment window is April 3 to May 12, 2017. Within the next few days, a representative of Westat will contact you to discuss your participation. If you have any questions, please do not hesitate to call 1-888-638-2597 or send an email to PISAHELP@westat.com. You may also get more information about this study by contacting Patrick Gonzales at NCES at 415-920-9229 or patrick.gonzales@ed.gov or by visiting the PISA website at <http://nces.ed.gov/surveys/pisa>.

Your school's participation in the field test for PISA 2018 is vital to ensuring a fair and valid assessment for all U.S. students. Thank you for your time and for supporting this important international education study.

Sincerely,

Peggy Carr, Ph.D.
Acting Commissioner

Enclosures

The National Center for Education Statistics (NCES), within the U.S. Department of Education, conducts the Program for International Student Assessment (PISA) in the United States as authorized by the Education Sciences Reform Act of 2002 (20 U.S.C., § 9543). Your responses are protected by federal statute (20 U.S.C., § 9573) and may be used only for statistical purposes and may not be disclosed, or used, in identifiable form for any other purpose except as required by law.

What is PISA?

The Program for International Student Assessment (PISA) is an international assessment of 15-year-old students that measures how well students apply their knowledge and skills in reading, mathematics, and science to problems set in real-life contexts. Conducted every 3 years since 2000, the next round of PISA in 2018 will include students from more than 70 countries and education systems around the world, including the United States. PISA is coordinated by the Organization for Economic Cooperation and Development (OECD) and conducted in the United States by the National Center for Education Statistics (NCES) within the U.S. Department of Education.

Why is PISA important and what are the benefits of participating?

PISA provides a unique opportunity for the United States to understand the educational standing of its student population in comparison to students in other nations. Through participating in PISA, schools, teachers, and students contribute to ongoing efforts to improve the education system. PISA helps identify U.S. students' strengths and weaknesses in these subjects and offers insights into successful policies and practices in other countries.

What is the purpose of the PISA Field Test in spring 2017?

PISA conducts a field test (a small-scale, trial run of the assessment) in every participating country to determine if any of the test questions are biased because of national, social, or cultural differences and whether field operations worked as planned. Analyses of student responses are conducted to check for evidence of unanticipated differences in student performance across countries that could indicate a linguistic or conceptual translation problem. Test items found to be problematic are revised to ameliorate identified issues or dropped from the assessment altogether. In spring 2017, the United States will participate in the PISA 2018 field test. Assessments will be conducted using computers. The field test data will provide valuable information to ensure that the PISA 2018 assessment is unbiased and fair to U.S. students.

What will schools, students, and teachers be asked to do in the field test?

The PISA 2018 field test has four primary components: (1) a computer-based student assessment, (2) a computer-based student questionnaire (3) an online school questionnaire, and (4) an online teacher questionnaire.

- Up to 50 students in each school will be selected to participate in the PISA assessment, which takes about 3 hours, including instructions, breaks, and a questionnaire. Students will answer questions in various combinations of reading, mathematics, science, global competence, and financial literacy.
- The principal of each school will be asked to appoint a staff member to act as the PISA school coordinator. The school coordinator will work with Westat staff to coordinate the assessment and submit student and teacher lists for sampling. The principal of each school will also be asked to complete a 30-minute online questionnaire about school and student body characteristics and policies.
- Up to 25 teachers in each school will be asked to complete a 45-minute online teacher questionnaire about their background, education, and teaching experiences. Participation is voluntary but important for ensuring that the sample is representative of schools and students across the country.

How is PISA developed?

PISA is developed through an international collaborative process involving input from U.S. and international experts in science, reading, mathematics, financial literacy, global competence, and educational measurement. The PISA assessment materials are thoroughly reviewed by within-country experts to make sure the materials are appropriate for each country's students. Finally, the final assessment materials are endorsed by all participating countries.

What do PISA items look like?

PISA includes a mix of item types: some items require students to select from among possible responses, while others require students solve problems and provide written answers. Examples of PISA assessment questions are available at <http://nces.ed.gov/surveys/pisa/educators.asp> and <https://www.oecd.org/pisa/pisaproducts/pisa-test-questions.htm>.

Which countries are participating in PISA 2018?*

Albania	Germany	Norway
Algeria	Greece	Peru
Argentina	Hong Kong-China	Poland
Australia	Hungary	Portugal
Austria	Iceland	Qatar
Belgium	Indonesia	Romania
Brazil	Ireland	Russian Federation
Bulgaria	Israel	Singapore
Canada	Italy	Slovak Republic
Chile	Japan	Slovenia
China	Jordan	Spain
Chinese Taipei	Kazakhstan	Sweden
Colombia	Korea	Switzerland
Costa Rica	Kosovo	Thailand
Croatia	Latvia	Trinidad and Tobago
Czech Republic	Lebanon	Tunisia
Denmark	Lithuania	Turkey
Dominican Republic	Luxembourg	United Arab Emirates
Estonia	Macao-China	United Kingdom
Finland	Malaysia	United States of America
Former Yugoslav Republic of Macedonia	Malta	Uruguay
France	Mexico	Vietnam
Georgia	Moldova	
	Montenegro	
	Netherlands	
	New Zealand	

*As of April 2016.

Where do I find more information?

Visit the PISA website at <http://nces.ed.gov/surveys/pisa>.

For additional questions about PISA 2018, contact the PISA U.S. home office at 1-888-638-2597 or email PISAHELP@westat.com.

The National Center for Education Statistics (NCES), within the U.S. Department of Education, conducts the Program for International Student Assessment (PISA) in the United States as authorized by the Education Sciences Reform Act of 2002 (20 U.S.C., § 9543). Your responses are protected by federal statute (20 U.S.C., § 9573) and may be used only for statistical purposes and may not be disclosed, or used, in identifiable form for any other purpose except as required by law. The U.S. Office of Management and Budget has approved this data collection under OMB #1850-0755.

Program for International Student Assessment

FREQUENTLY ASKED QUESTIONS

PISA 2018 Field Test (Spring 2017)

“PISA’s benefit is that it focuses more on the application of information than the memorization of information. Internationally, education focuses on deeper learning. Similarly, PISA reflects that international method and focuses on deeper learning rather than wider.”

High School Principal, PISA 2009 Participant

PISA is an international assessment of 15-year-old students that measures how well students apply their knowledge and skills to solve problems related to science, reading, and mathematics in real-life contexts. In the PISA 2018 field test, students will be assessed in reading, mathematics, science, global competence, financial literacy, or some combination of these subjects.

What is the field test for?

Field tests are a critical part of the development of test questions for international assessments like PISA. Field tests (small-scale, trial runs of an assessment) allow assessment developers to try out new questions to determine their performance when administered to students around the world. The results of the U.S. field test will help assessment developers to eliminate wording or topics that would put U.S. students at a disadvantage relative to students in other countries. The field test also ensures that data collection procedures are done efficiently and correctly.

Why was my school selected for participation?

Your school was randomly selected so that the overall U.S. field test sample would be representative of the overall U.S. school population. Field-testing on a diverse sample of students from a variety of schools, locations, and backgrounds ensures that the assessment wording and concepts are not regionally, culturally, or socially biased.

Why should my school and students participate?

PISA informs national discussions about education as well as international competitiveness. By participating, students ensure fairness in the questions that will be used in the main study in 2018. Field-testing the assessment questions will identify wording and concepts that could disadvantage U.S. students in the main study. Students’ efforts in the field test ensure that the achievement of our nation’s 15-year-olds is accurately and fairly reported.

Is it possible that my school will be selected for the main study as well as the field test?

It is extremely unlikely that a school selected for the field test will be selected for the main study.

Will all of our 15-year-old students be asked to participate?

Probably not. In each school, all 15-year-olds will have an equal chance of selection, and selected students will be part of a nationally representative sample. Student selection is not based on any student characteristic other than being 15 years old. Up to 50 students will be selected to participate. Only in very small schools will the school sample likely include all 15-year-olds. In addition, some students with disabilities or limited English proficiency may be offered a limited set of accommodations to enable their participation; otherwise, they may be excused from the assessment.

Who conducts the PISA assessment?

The entire assessment process will be undertaken by trained staff from Westat, a research organization under contract to the U.S. Department of Education’s National Center for Education Statistics (NCES). NCES conducts PISA under authorization in the Education Sciences Reform Act of 2002 (20 U.S.C., § 9543) and approval of the U.S. Office of Management and Budget under OMB #1850-0755. In compliance with standard protocols, Westat field staff undergoes FBI background checks.

How are teacher and school questionnaires administered?

The teacher and school questionnaires are both administered online from a secure website. The online teacher questionnaire takes approximately 45 minutes to complete and asks about teachers’ education and teaching experience. The school questionnaire, which looks at school characteristics such as enrollment and school practices, is also online and takes about 45 minutes to complete.

Will all of our teachers be asked to participate?

From a listing of teachers in the school, up to 25 teachers (10 English or English Language Arts and 15 non-English subject areas) will be asked to participate in the online teacher questionnaire.

Do teachers or other school staff need to help administer the assessment?

No. Westat field staff will visit the school on the day of the assessment, bringing with them all the materials required, and they will handle the entire administration of the assessment. Field staff will also bring all of the necessary computer equipment for the computer-based assessments. There is no requirement for school resources such as school computers or access to the internet. All that is required is adequate space to set up the equipment and assess the students.

When will the field test be conducted?

The field test will be conducted between April 3 and May 12, 2017. Westat will work with schools to identify an assessment date convenient for the school in that time period.

Where will the field test be conducted?

The assessment will be conducted in the schools that are selected to participate. The assessment space needs to be able to accommodate the students and the computer equipment.

How long does the field test take?

Students will take a computer-based assessment. This approximately 3-hour session includes time for instructions, the assessment, and a brief questionnaire that students complete about themselves.

What will happen with the collected data?

The field test data will be used to evaluate whether the assessment fairly and accurately measures students’ knowledge and skills in all participating countries. By law, the data provided by schools, staff, and students and may be used only for statistical purposes and may not be disclosed, or used, in identifiable form for any other purpose except as required by law (20 U.S. Code, Section 9573). Reports of the findings from the field test will not identify participating districts, schools, students, or individual staff. Individual responses will be combined with those from other participants to produce summary statistics and reports.

Where can I find more information?

Visit the PISA website at <http://nces.ed.gov/surveys/pisa>. For additional questions about PISA 2018, contact the PISA U.S. home office at 1-888-638-2597 or email PISAHELP@westat.com.

Program for International Student Assessment

FREQUENTLY ASKED QUESTIONS

Information for Teachers

What is PISA?

The Program for International Student Assessment (PISA) is an international assessment of 15-year-old students, conducted every three years, that measures how well students apply their knowledge and skills in science, reading, and mathematics. Approximately 70 countries and education systems, including the United States, will participate in PISA 2018. PISA is coordinated by the Organization for Economic Cooperation and Development (OECD) and conducted in the United States by the National Center for Education Statistics (NCES) within the U.S. Department of Education.

PISA provides a unique opportunity for the United States to understand its educational standing in comparison to other nations. Through participating in PISA, schools, teachers, and students contribute to the improvement of education. PISA can help us identify U.S. students' strengths and weaknesses in these subjects and help us learn about successful policies and practices in other countries.

What role do teachers have in PISA?

Teachers are asked to complete an online questionnaire. This gives you an opportunity to provide information that is critical to understanding student performance as well as to voice your perspectives on teaching and learning at your school. The teacher questionnaire asks about your background and teaching experience, the student body, and your views on school policies and evaluation.

How was I selected to take the PISA teacher questionnaire?

The PISA school coordinator in your school (the person designated by your school principal to communicate with PISA staff) provided a list of all teachers eligible to teach tenth-grade students in your school. You are one of about 25 teachers from your school who were selected to participate. Your participation in PISA is vital to reaching a high response rate.

How long will it take to complete the PISA teacher questionnaire?

The teacher questionnaire will take approximately 30 minutes to complete online, and you do not have to complete it all in a single session. The online software automatically saves your responses to each question as you navigate through the questionnaire so that if you wish to complete the questionnaire later, you may pick up right where you left off. Each teacher will be offered \$25 for completing the online questionnaire.

How can I access the PISA teacher questionnaire?

To access the teacher questionnaire

(<https://www.mypisausa.com/teacherquestionnaire>), you will need to have an internet connection, a suitable internet browser (see list below), and your login credentials. You will be emailed a unique hyperlink that you can click on to access the questionnaire directly. The PISA staff are ready to work with you to make access and completion of the teacher questionnaire as easy and efficient as possible.

The following browsers are supported by PISA and can be downloaded for free if you do not already have them installed on the computer:

- *Firefox*: Version 19 and above
- *Internet Explorer*: Version 8 and above
- *Google Chrome*: Version 25 and above
- *Safari (Mac version)*: versions 6 and above

What is done with the information you collect from me?

Your responses to the PISA teacher questionnaire will be combined with those from other participating teachers across the United States to produce summary statistics and reports. By law, data provided by schools, staff, and students may be used only for statistical purposes and may not be disclosed, or used, in identifiable form for any other purpose except as required by law [Education Sciences Reform Act of 2002 (ESRA 2002), 20 U.S. Code, Section 9573]. The U.S. Office of Management and Budget has approved this data collection under OMB # 1850-0755. Reports of the findings will not identify participating districts, students, or individual staff. For a recent example of how PISA data are reported, please visit <http://nces.ed.gov/pubs2014/2014024rev.pdf>.

Where can I go for help or technical support?

If you have any questions or experience any difficulties, please contact the PISA U.S. home office at 1-888-638-2597 or email PISAHelp@westat.com.

For more information on PISA, including results from previous data collections, please visit <http://nces.ed.gov/surveys/pisa>.

Program for International Student Assessment

FREQUENTLY ASKED QUESTIONS

Information for Students

What is PISA?

The Program for International Student Assessment (PISA) is an international assessment of 15-year-old students that measures how well students apply their knowledge and skills in solving problems in reading, mathematics, science, financial literacy, and global competence. Conducted every three years, PISA presents problems that students are likely to encounter in the real world. In spring of 2017, students like you from more than 70 countries and education systems, including the United States, will participate in the PISA field test.

Why should I participate in PISA?

You are one of about 50 students in your school who have been selected to participate in PISA. Participation in PISA is voluntary, but, you are one of a select few in your school and so your participation is very important. If you participate in PISA you will...

- Receive a certificate for 4-hours of volunteer service from the U.S. Department of Education.
- Represent students like you across the country.

Only 3,000 students will have the unique opportunity to participate in PISA field test across the United States. How often do you get to represent your country? Participating in PISA is a national service. You can have an impact on the bigger picture of education in the United States and around the world.

What subjects are assessed in PISA?

Each student participating in PISA will be assessed in various combinations of the following subjects: reading, mathematics, science, financial literacy, or global competence. Global competence is new for PISA 2018 and encompasses the knowledge, skills and attitudes needed to be successful in achieving your educational goals, employment paths, and community living within an increasing intercultural, diverse world.

How long does PISA take?

The PISA assessment takes approximately 3 hours to complete. This includes time for instructions, the assessment, and a brief survey about you.

How did my school get selected to take PISA?

The schools that participate in PISA in the United States are randomly selected from a list of all schools in the country that enroll 15-year-old students. This is done to ensure that U.S. participants accurately represent the entire population of 15-year-old students in the United States and not just particular types of schools or groups of students.

How did I get selected to take PISA?

The only criteria for being eligible to be selected for PISA are being 15 years old and in grade 7 or higher. From a list of all 15-year-old students provided by your school, up to 50 students are randomly selected to participate. Every 15-year-old student enrolled in a PISA selected school has an equal chance of being selected. Students in other countries are selected in the same way to make sure each country is fairly represented and no country is advantaged or disadvantaged because of the types of schools or groups of students selected.

What types of questions will I see on PISA?

PISA questions assess the knowledge and skills you have learned both in and out of school, based on situations you may encounter in real life. Some PISA questions require that you select from a set of provided answers; other PISA questions require that you write out your response. PISA is administered on computer and many of the items are interactive, where you manipulate different pieces of information. To try PISA items on your own, please visit http://nces.ed.gov/surveys/pisa/items_cba.asp.

What is done with the information you collect from me?

PISA is not designed to produce individual test scores and your individual performance is not shared with your teachers, school, or district in any way. Student responses are combined with other student responses and are only used for statistical purposes. The data collected for the field test will be used to evaluate the fairness of items for the main study, to be conducted in 2018. By law, data provided by schools, staff, and students and may be used only for statistical purposes and may not be disclosed, or used, in identifiable form for any other purpose except as required by law (20 U.S. Code, Section 9573).

Where can I find more information?

Visit the PISA website at <http://nces.ed.gov/surveys/pisa>. For additional questions about PISA, contact the PISA U.S. home office at 1-888-638-2597 or email PISAHELP@westat.com.

PISA 2018 Timeline of Activities - Field Test

	Nov–Dec 2016	Jan–Mar 2017 Pre-assessment Contact	April–May 2017 Assessment Visit	Benefits
Principal and Teachers	<ul style="list-style-type: none"> ▪ Identify a school coordinator. 	<ul style="list-style-type: none"> ▪ Complete an online School Questionnaire on the characteristics of your school. ▪ Complete an online Teacher Questionnaire on education and teaching experience. 		<ul style="list-style-type: none"> ▪ Represent other similar U.S. schools. ▪ Schools will receive \$250 for participating. ▪ Teachers will receive \$25 for completing the teacher questionnaire.
School Coordinator	<ul style="list-style-type: none"> ▪ Select an assessment date convenient for your school. ▪ Arrange for the use of a classroom or an alternative quiet space for the assessment. ▪ Determine parent notification procedures. ▪ Provide a list of eligible students to PISA staff. ▪ Provide a list of eligible teachers to PISA staff. 	<ul style="list-style-type: none"> ▪ Notify teachers, selected students, and students' parents of the study and benefits of participating. ▪ Coordinate the principal's completion of the school questionnaire. ▪ Coordinate the teachers' completion of the teacher questionnaire. ▪ Confirm the date and location of the assessment for PISA staff. ▪ Collect parental consent forms where required and submit to PISA staff. 	<ul style="list-style-type: none"> ▪ Arrange assessment space. ▪ Help ensure all sampled students attend the assessment. ▪ Ensure all sampled students are released from class for the assessment. ▪ Meet with PISA staff after the assessment. 	<ul style="list-style-type: none"> ▪ Receive U.S. national report with PISA 2018 results. ▪ Receive \$200 as a thank you for time and effort in coordinating the assessment.
Students			<ul style="list-style-type: none"> ▪ Take the assessment and complete a student questionnaire. 	<ul style="list-style-type: none"> ▪ Receive a Certificate of Volunteer Service for 4 hours of community service. ▪ Represent other U.S. students like themselves and contribute to the profile of what our nation's students know and can do. ▪ Receive \$25 as a thank you for participating.
PISA Staff	<ul style="list-style-type: none"> ▪ Provide school with materials explaining PISA and its importance. ▪ Work with the school coordinator to set an assessment date. ▪ Safeguard data collected from schools, staff, and students. 	<ul style="list-style-type: none"> ▪ Call the school coordinator to discuss assessment day, space, and student participation. ▪ Select a random sample of eligible students and teachers to participate. ▪ Provide online access information for the teacher and school questionnaires to the school coordinator. 	<ul style="list-style-type: none"> ▪ Conduct assessment from start to finish. ▪ Furnish all the assessment materials, and computers. ▪ Meet with school coordinator after the assessment. ▪ Pack up the materials to ensure that the assessments are complete and secure. 	
Find Out More	http://nces.ed.gov/surveys/pisa			

Teacher Invite Email for Field Trial

Month, Day, 2017

Dear [Teacher Name]:

The United States is once again participating in an important international study: the Program for International Student Assessment (PISA). PISA is the largest international assessment of education in the world, with more than 70 countries and education systems participating in each cycle. Every three years, PISA provides comparative information on the performance of U.S. 15-year-old students in science, reading, and mathematics with 15-year-old students in other countries.

Your school is one of 70 schools across the United States that are taking part in the PISA field test and you've been selected to participate by completing an online teacher questionnaire about the courses you teach, your teacher training and education, and your views on teaching.

The questionnaire takes about 45 minutes to complete. This information, combined with responses from school principals and students, helps to provide a more complete understanding of student achievement and contexts for learning. Your responses are not linked to student achievement and will not be shared with the school or district.

You will receive \$25 for completing the questionnaire, if allowed by your school's policy. Use the provided link and unique account information below to complete your questionnaire.

Link: <http://portal.mypisausa.com/TeacherQuestionnaire>

Username:

Password:

The National Center for Education Statistics (NCES), within the U.S. Department of Education, conducts PISA in the United States as authorized by the Education Sciences Reform Act of 2002 (20 U.S.C., § 9543). Your responses are protected by federal statute (20 U.S.C., § 9573) and may be used only for statistical purposes and may not be disclosed, or used, in identifiable form for any other purpose except as required by law. The U.S. Office of Management and Budget has approved the data collection under OMB #1850-0755. For more detailed information, please see the attached FAQ.

If you have any questions, please do not hesitate to call 1-888-638-2597 or send an email to PISAHELP@westat.com. You may also get more information about this study by visiting the PISA website at <http://nces.ed.gov/surveys/pisa>.

Thank you for your time and for supporting this important international study.

Sincerely,

The PISA USA Team

School Coordinator Email announcing E-Filing for Field Trial

Subject: PISA E-Filing open

Attachment: PISA 2018 Field Trial E-Filing Instructions

Dear School Coordinator:

Welcome and thank you for your efforts as the school coordinator for the Program for International Student Assessment (PISA) 2018 at your school!


In order to sample students and teachers for the PISA field trial, we need a list of eligible students and teachers. The deadline for student and teacher lists to be submitted for sampling is **Month Day, 2017**. Please upload your school's lists as soon as possible so that sampled teachers, students, and their parents can be notified well in advance of the assessment day.

Detailed instructions on submitting your lists to PISA are included in the enclosed document titled ***PISA 2018 Field Trial E-Filing Instructions***.

If you have any questions about the instructions, please contact the PISA Help Desk at PISAHelp@westat.com or by calling 1-888-638-2597. The e-filing instructions are also posted on the MyPISAUSA website (www.mypisausa.com).

Sincerely,

The PISA USA Team





PISA 2015

E-Filing Instructions

Instructions for preparing and submitting student and teacher lists to MyPISAUSA.com

PISA 2015



ies NATIONAL CENTER FOR EDUCATION STATISTICS

Institute of Education Sciences

Table of Contents

1. PREPARE ELECTRONIC STUDENT FILE (E-FILE)	1
Steps for preparing an Electronic Student File (E-File)	1
Step 1: Identify ALL students at your school who meet the eligibility criteria	1
Step 2: List each of the eligible students	1
Submitting your Electronic Student File	2
Student E-File Step 1: Upload your file.	3
Student E-File Step 2: Identify your column contents	4
Student E-File Step 3: Match your values to PISA codes.	5
Student E-File Step 4: Verify your E-File.	6
E-File Complete!	7
2. PREPARE ELECTRONIC TEACHER FILE (E-FILE)	8
Steps for preparing an Electronic Teacher File (E-File)	8
Step 1: Identify ALL teachers at your school who are eligible to teach 10th grade	8
Step 2: List each of the eligible teachers	8
Submitting your Electronic Teacher File	9
Teacher E-File Step 1: Upload your file.	10
Teacher E-File Step 2: Identify your column contents.	11
Teacher E-File Step 3: Match your values to PISA codes.	12
Teacher E-File Step 4: Verify your E-File	13
E-File Complete!.	14

The National Center for Education Statistics (NCES), within the U.S. Department of Education, conducts the Program for International Student Assessment (PISA) in the United States as authorized by the Education Sciences Reform Act of 2002 (20 U.S.C., § 9543). Your responses are protected by federal statute (20 U.S.C., § 9573) and may be used only for statistical purposes and may not be disclosed, or used, in identifiable form for any other purpose except as required by law.

According to the Paperwork Reduction Act of 1995, no persons are required to respond to a collection of information unless such collection displays a valid OMB control number. The valid OMB control number for this voluntary survey is 1850-0755. The time required to complete this survey is estimated to average no more than 60 minutes per response, including the time to review instructions, search existing data resources, gather the data needed, and complete and review the survey. If you have any comments concerning the accuracy of the time estimate, suggestions for improving this survey, or any comments or concerns regarding the status of your individual submission of this survey, please write to: Program for International Student Assessment (PISA), National Center for Education Statistics, Potomac Center Plaza, 550 12th Street, SW, Washington, DC 20202.

OMB No. 1850-0755, Approval Expires xx/xx/2019.

1. Prepare Electronic Student File (E-File)

Steps for preparing an Electronic Student File (E-File)

Step 1: Identify ALL students at your school who meet the eligibility criteria

Criteria for PISA student eligibility are:

- Enrolled in Grade 7 or higher, AND
- Born **between July 1, 1999 and June 30, 2000.**

PISA needs accurate information about all students at your school who meet the above criteria for student eligibility. Include all students, even those students who typically may be excluded from other testing programs, such as students with IEPs or 504 plans (SD), English language learners (ELL), or students with limited English proficiency (LEP). A small number of these students may be unable to complete the PISA assessment. Do not include students who are known to be withdrawn on your list. All other eligible students **must** be added to your list of students.

Step 2: List each of the eligible students along with their demographic information (see Figure 1 below for an example)

Using the electronic listing form template provided on the MyPISAUSA.com website (www.MyPISAUSA.com), list students in your school who are eligible for PISA along with their demographic information.

- Student first name
- Student middle name (not required)
- Student last name
- Grade in school (Grade 7 – Grade 12 as applicable)
- Month of birth (M or MM; must be submitted in numeric format, not text)
- Year of birth (YYYY: 1998)
- Sex (1 = Female; 2 = Male)

Figure 1: Example of Electronic Student File

Student First Name	Student Last Name	Grade	Month of Birth	Year of Birth	Sex
Ted	Brook	10	12	1999	2
Jeffrey	Jenkin	10	11	1999	2
Ros	Matthews	10	12	1999	1
Jennifer	Trade	9	5	2000	1
Jos	Rodriguez	9	5	2000	2
Roy	Zastro	10	11	1999	2
Sa	Walke	11	7	1999	2
Julie	Walter	9	6	1999	1

Submitting Your Electronic Student File

After you have created and saved your E-File, proceed to MyPISAUSA. Once you have logged in, click the "Submit Student List" link on the left side of the page. Then click the START E-FILE button at the bottom of the page.

MyPISAUSA - Program for International Student Assessment (PISA)

Welcome: [dkastberg01](#)
[Change my Password](#)
[Logout](#)

OMEGA HIGH SCHOOL 600 PURPLE HILLS, IRIS, OH, 508093605 **FLORENCE SD**

[Home](#)

What You Need To Do

- [Provide School Information](#)
- [Submit Student List](#)**
- [Submit Teacher List](#)
- [Prepare for Assessment](#)
- [Assessment Day](#)
- [After the Assessment](#)

What You Need To Know

- [Documents](#)
- [Important Websites](#)
- [PISA Videos and Slide Shows](#)

Who You Need To Know

- [Contact Us](#)

Submit Student List

PISA collects a list of all students **born between July 1, 1999 and June 30, 2000**, from your school in order to draw a random sample of students to participate in the assessment.

How to Submit Your Student List

Student E-File Submission - Schools are able to submit student lists for sampling through MyPISAUSA.com. Download the Excel Student E-File Template and import the list of eligible students into the template for submission. The template contains all the necessary fields for sampling.

PISA has also developed detailed instructions for preparing and submitting the student list as well as an annotated e-file template. These documents provide information and answers to many common questions about the e-filing process.

How do I submit My School's List of Students?

The student list submission begins on 8/3/2015 **Start E-File**

If you need help accessing this website, please contact the PISA help desk by phone between 8 a.m. and 8 p.m. Eastern Standard Time at 1-888-638-2597 or email PISAHHELP@westat.com.

The next page will help you verify if you are ready to E-File. Use the checklist to ensure that your student listing meets the needed criteria. Click CONTINUE to move to the next screen.

MyPISAUSA - Program for International Student Assessment (PISA)

Welcome: [dkastberg01](#)
[Change my Password](#)
[Logout](#)

Submit Student List **FLORENCE SD**

Are You Ready For E-File?

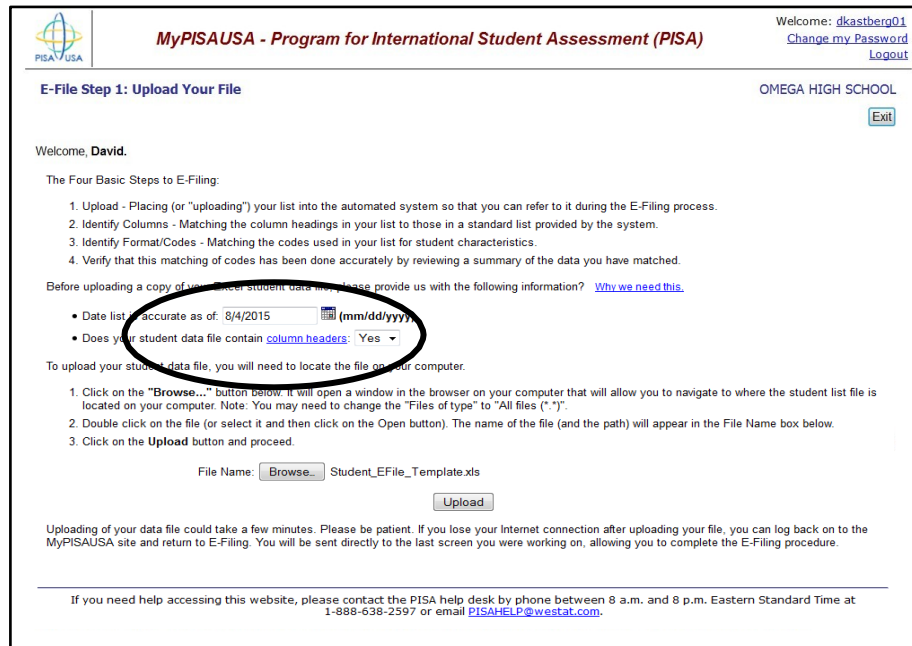
Complete the following steps before starting the E-File process:

- Read the **MyPISAUSA 2015 Instructions for Preparing an Electronic File of Students**, provided on the MySchool "Submit Student List" page;
- Create a student data file in Excel format using the **MyPISAUSA 2015 E-File Excel Template**, provided on the MySchool "Submit Student List" page, or acquire a student data file in Excel format in which the first row contains the appropriate variable names.
- Ensure that your student data file contains one column for each of the variables detailed in the **MyPISAUSA 2015 Instructions for Preparing an Electronic File of Students**.
 - Student first name.
 - Student last name.
 - Grade in school (PK-12).
 - Month of birth (in M or MM number format, not spelled out as in "July").
 - Year of birth (in YYYY format).
 - Sex.

[Print](#) [Exit](#) **[Continue](#)**

If you need help accessing this website, please contact the PISA help desk by phone between 8 a.m. and 8 p.m. Eastern Standard Time at 1-888-638-2597 or email PISAHHELP@westat.com.

Student E-File Step 1. Begin the E-Filing process by certifying the date on which your E-File data is accurate. Enter this date in the specified box and indicate if your file contains column headers using the drop-down menu.



MyPISAUSA - Program for International Student Assessment (PISA)

Welcome: dkastberg01
[Change my Password](#)
[Logout](#)

E-File Step 1: Upload Your File OMEGA HIGH SCHOOL [Exit](#)

Welcome, **David**.

The Four Basic Steps to E-Filing:

1. Upload - Placing (or "uploading") your list into the automated system so that you can refer to it during the E-Filing process.
2. Identify Columns - Matching the column headings in your list to those in a standard list provided by the system.
3. Identify Format/Codes - Matching the codes used in your list for student characteristics.
4. Verify that this matching of codes has been done accurately by reviewing a summary of the data you have matched.

Before uploading a copy of your Excel student data file, please provide us with the following information? [Why we need this.](#)

- Date list is accurate as of: 8/4/2015 (mm/dd/yyyy)
- Does your student data file contain **column headers**: Yes

To upload your student data file, you will need to locate the file on your computer.

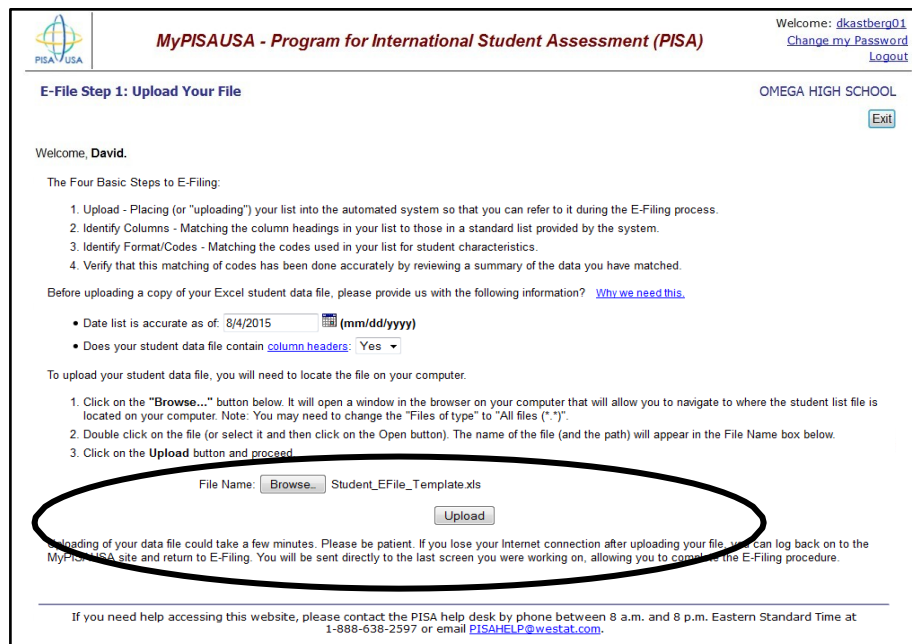
1. Click on the "Browse..." button below. It will open a window in the browser on your computer that will allow you to navigate to where the student list file is located on your computer. Note: You may need to change the "Files of type" to "All files (*.*)".
2. Double click on the file (or select it and then click on the Open button). The name of the file (and the path) will appear in the File Name box below.
3. Click on the **Upload** button and proceed.

File Name: Student_EFile_Template.xls

Uploading of your data file could take a few minutes. Please be patient. If you lose your Internet connection after uploading your file, you can log back on to the MyPISAUSA site and return to E-Filing. You will be sent directly to the last screen you were working on, allowing you to complete the E-Filing procedure.

If you need help accessing this website, please contact the PISA help desk by phone between 8 a.m. and 8 p.m. Eastern Standard Time at 1-888-638-2597 or email PISAHELP@westat.com.

Next, upload your electronic student file by clicking the BROWSE button at the bottom of the page to locate it on your computer. Locate your file and select it. Click the UPLOAD button.



MyPISAUSA - Program for International Student Assessment (PISA)

Welcome: dkastberg01
[Change my Password](#)
[Logout](#)

E-File Step 1: Upload Your File OMEGA HIGH SCHOOL [Exit](#)

Welcome, **David**.

The Four Basic Steps to E-Filing:

1. Upload - Placing (or "uploading") your list into the automated system so that you can refer to it during the E-Filing process.
2. Identify Columns - Matching the column headings in your list to those in a standard list provided by the system.
3. Identify Format/Codes - Matching the codes used in your list for student characteristics.
4. Verify that this matching of codes has been done accurately by reviewing a summary of the data you have matched.

Before uploading a copy of your Excel student data file, please provide us with the following information? [Why we need this.](#)

- Date list is accurate as of: 8/4/2015 (mm/dd/yyyy)
- Does your student data file contain **column headers**: Yes

To upload your student data file, you will need to locate the file on your computer.

1. Click on the "Browse..." button below. It will open a window in the browser on your computer that will allow you to navigate to where the student list file is located on your computer. Note: You may need to change the "Files of type" to "All files (*.*)".
2. Double click on the file (or select it and then click on the Open button). The name of the file (and the path) will appear in the File Name box below.
3. Click on the **Upload** button and proceed.

File Name: Student_EFile_Template.xls


Uploading of your data file could take a few minutes. Please be patient. If you lose your Internet connection after uploading your file, you can log back on to the MyPISAUSA site and return to E-Filing. You will be sent directly to the last screen you were working on, allowing you to complete the E-Filing procedure.

If you need help accessing this website, please contact the PISA help desk by phone between 8 a.m. and 8 p.m. Eastern Standard Time at 1-888-638-2597 or email PISAHELP@westat.com.

Student E-File Step 2. The column headings in your file are shown in rows on the left side of the page. In each row, for each heading on the left, click on the down arrow next to the words in the table that read "Column contains..." on the right. If there is no appropriate description in the drop-down list for your column heading, select N/A. The essential information that must be reflected in the columns on the student list is

- grade,
- student first name,
- student last name,
- month of birth,
- year of birth, and
- sex.

When you have identified each column heading, click NEXT.



MyPISAUSA - Program for International Student Assessment (PISA)

Welcome: [dkastberg01](#)
[Change my Password](#)
[Logout](#)

E-File Step 2: Identify Your Column Contents

OMEGA HIGH SCHOOL

We need to know what information is in each column of your student data file. Click on the down arrow next to the words in the table that read "Column contains ...". If there is no appropriate description in the drop-down list, please select N/A. It is important for us to have as much information about each student as possible. However, the essential information that must be reflected in the columns on the student list is: grade, student first name, student last name, month of birth, year of birth, sex .

Note: Click on the links below in the "Column Heading Is" to view the student data contained in that column. If you wish to correct or change your selections for column content descriptions, click the 'Clear' button. Clicking the "Clear" button will delete all of the selections you have made in each of the rows entitled "Columns Contains".

[Click here to see a worksheet view of your student data.](#) If you find you have errors in your data, you will need to exit this program, correct the problem in your Excel file, and upload the file again.


Column Heading is	Your Column Contains <input type="button" value="Clear"/>
FIRST	Student Name: First ▼
MIDDLE	Student Name: Middle ▼
LAST	Student Name: Last ▼
GRADE	Grade ▼
NMOB	Birth Date: Month of Birth ▼
NYOB	Column Contains... ▼
SEX	Column Contains... ▼

When you have identified all of the columns on your list, click the "Next" button to proceed and match your values to EFile Codes. The following screens will be determined by the order of the columns in your Excel file.

File Name	Uploaded
Student_EFile_Template.xls	8/4/2015 12:17:35 PM

If you need help accessing this website, please contact the PISA Help Desk at 1-888-638-2597 or PISAHHELP@westat.com Monday through Friday between 8 a.m. and 5:30 p.m. ET

Student E-File Step 3. The next step is to identify your column contents by mapping the values from your file to the "PISA Codes." For each grade value on each row, match the grade value in your file shown on the left with the grade values in the drop-down list on the right. When you have identified each grade value, click NEXT.




MyPISAUSA - Program for International Student Assessment (PISA)

Welcome: [dkastberg01](#)
[Change my Password](#)
[Logout](#)

E-File Step 3: Match Your Values to PISA codes




OMEGA HIGH SCHOOL

For each of your values below, click on the down arrow next to "Select Code" and click on the PISA code that best matches your value.

To view the student records that have the selected value in the "Grade" column, click on the view icon  below. To view the worksheet containing all of your student data, [click here](#).

If there is an error in your data file, exit E-File, correct the problem in your Excel file, and upload the file again.

Grade
Your File Contains 3 Value(s)


#	View	Your Values	PISA Codes	Number	Percentage
1.		10	Grade 10 ▼	7	5.2%
2.		8	Grade 8 ▼	8	6%
3.		9	Select Code... ▼	119	88.8%

When you have identified all of the codes on your list, click the "Next" button to proceed.

File Name	Uploaded
Student_EFile_Template.xls	8/4/2015 12:17:35 PM

If you need help accessing this website, please contact the PISA Help Desk at 1-888-638-2597 or PISAHHELP@westat.com Monday through Friday between 8 a.m. and 5:30 p.m. ET

Next, match your values for student sex following the same procedure of selecting an appropriate code from the drop down list that match your values. When you have identified each sex value, click NEXT.




MyPISAUSA - Program for International Student Assessment (PISA)

Welcome: [dkastberg01](#)
[Change my Password](#)
[Logout](#)

E-File Step 3: Match Your Values to PISA codes



OMEGA HIGH SCHOOL

For each of your values below, click on the down arrow next to "Select Code" and click on the PISA code that best matches your value.

To view the student records that have the selected value in the "Sex" column, click on the view icon  below. To view the worksheet containing all of your student data, [click here](#).

If there is an error in your data file, exit E-File, correct the problem in your Excel file, and upload the file again.

Sex
Your File Contains 2 Value(s)


#	View	Your Values	PISA Codes	Number	Percentage
1.		2	Male ▼	68	50.7%
2.		1	Female ▼	66	49.3%

When you have identified all of the codes on your list, click the "Next" button to proceed.

File Name	Uploaded
Student_EFile_Template.xls	8/4/2015 12:17:35 PM

If you need help accessing this website, please contact the PISA Help Desk at 1-888-638-2597 or PISAHHELP@westat.com Monday through Friday between 8 a.m. and 5:30 p.m. ET

Student E-File Step 4. Finally, you will see a table that summarizes your student data for grade and student sex. Record that the information is correct and click SUBMIT.



MyPISAUSA - Program for International Student Assessment (PISA)

Welcome: [dkastberg01](#)
[Change my Password](#)
[Logout](#)

E-File Step 4: Verify Your E-File

OMEGA HIGH SCHOOL

The table below summarizes the information you have provided on your student list. Please review this summary and verify that the information is correct and that the total enrollment figure at the bottom of the table accurately represents the number of students on your student list.

Record whether the information is correct or incorrect by clicking the appropriate button at the bottom of the page. Then click the **Submit** button.

If there is an error in your data file, click **Start Over**, correct this information in your Excel file, and upload the file again.

	Student Data	
	Number	Percentage
Grade		
Grade 8	8	5.97%
Grade 9	119	88.81%
Grade 10	7	5.22%
Sex		
Male	68	50.75%
Female	66	49.25%
Total Enrollment:		
	134	


Information is **Correct**
 Information is **Incorrect**

Check that your information is correct and submit.

File Name	Uploaded
Student_EFile_Template.xls	8/4/2015 12:17:35 PM

If you need help accessing this website, please contact the PISA Help Desk at 1-888-638-2597 or PISAHELP@westat.com Monday through Friday between 8 a.m. and 5:30 p.m. ET

E-File Complete! Your E-File is complete and your student list has been submitted.



MyPISAUSA - Program for International Student Assessment (PISA)

Welcome: [dkastberg01](#)
[Change my Password](#)
[Logout](#)

E-File : Thanks

OMEGA HIGH SCHOOL

Thank you for taking the time to submit your student file.

We will process your submission and select the sample of students. A PISA representative will contact the designated School Coordinator to make arrangements for the assessment.

To return to your MyPISAUSA site, click on the "Exit" button above.

If you need help accessing this website, please contact the PISA Help Desk at 1-888-638-2597 or PISAHELP@westat.com Monday through Friday between 8 a.m. and 5:30 p.m. ET

IMPORTANT! If at any point you have any difficulties with this process, please do not hesitate to contact the PISA Help Desk for assistance at 1-888-638-2597.

Please Note: You must submit both your student and teacher lists before your school's sample is processed.

2. Prepare Electronic Teacher File (E-File)

Steps for preparing an Electronic Teacher File (E-File)

Step 1: Identify ALL teachers at your school who are eligible to teach 10th grade

Criteria for PISA teacher eligibility are:

- All teachers eligible to teach 10th grade

PISA needs accurate information about all teachers at your school who are eligible to teach 10th grade students, whether or not they currently have tenth graders in their classes.

Step 2: List each of the eligible teachers along with their email address, whether they currently teach 10th grade, and whether or not they teach science.

Using the electronic listing form template provided on the MyPISAUSA.com website (www.MyPISAUSA.com), list teachers in your school who are eligible for PISA along with their other necessary information.

- Teacher first name
- Teacher middle name (not required)
- Teacher last name
- Whether or not they currently teach 10th grade (20 indicates yes, they teach 10th grade; 30 indicates they do not)
- Whether or not they currently teach a science course (4 indicates yes, they currently teach science; 5 indicates they do not)
- Email address (this is needed to deliver their log in credentials electronically)

Figure 2: Example of Electronic Teacher File

Teacher First Name	Teacher Last Name	Email	Teaches 10th Grade? (20 = Yes, 30 = No)	Teaches Science? (4 = Yes, 5 = No)
Tom	Brooks	Brooks@School.o	20	4
John	Jenkins	JJenkins@school.o	30	5
Beth	Matthews	MRose@school.o	20	5
Michelle	Trader	Trader@school.o	20	5
Jaime	Rodriguez	JRod@School.or	30	5
Ron	Zastrow	RZ@school.org	30	4
Sarah	Walker	SWalker@school.	20	4
Julie	Walters	JWalters@school.	20	4

Submitting your Electronic Teacher File

After you have created and saved your E-File, proceed to MyPISAUSA. Once you have logged in, click the "Submit Teacher List" link on the left side of the page. Then, click the START E-FILE button at the bottom of the page.

MyPISAUSA - Program for International Student Assessment (PISA)

Welcome: [dkastberg01](#)
[Change my Password](#)
[Logout](#)

OMEGA HIGH SCHOOL 600 PURPLE HILLS, IRIS, OH, 508093605 FLORENCE SD

[Home](#)

What You Need To Do

- [Provide School Information](#)
- [Submit Student List](#)
- [Submit Teacher List](#)**
- [Prepare for Assessment](#)
- [Assessment Day](#)
- [After the Assessment](#)

What You Need To Know

- [Documents](#)
- [Important Websites](#)

Who You Need To Know

- [Contact Us](#)

Submit Teacher List

Please submit a list of **all teachers on your faculty who are eligible to teach 10th grade**. PISA will draw a random sample from this group of teachers to participate in the teacher questionnaire.

How to Submit your Teacher List

Excel E-Filing Template - Coming Soon! Beginning in February 2014 schools will be able to submit teacher lists for sampling through MyPISAUSA.com. The online form for submitting teacher lists will be made available at that time. Schools should download the Excel E-File Template and import their list of eligible teachers into the template for submission. The E-File Template contains the necessary fields for sampling.

PISA has also developed detailed instructions for preparing and submitting teacher lists as well as an annotated E-File Template. These documents provide information and answers to many common questions about the E-Filing process. An additional resource for school coordinators is the School Coordinator Handbook. All schools will receive a hardcopy of the handbook.

[Teacher E-File Template](#)
[Instructions for Teacher E-Filing](#)
[Teacher E-Filing Annotated Template](#)
[School Coordinator Handbook](#)

How do I submit My School's List of Teachers?

[Start E-File](#)

If you need help accessing this website, please contact the PISA Help Desk at 1-888-638-2597 or PISAHELP@westat.com Monday through Friday between 8 a.m. and 5:30 p.m. ET

The next page will help you verify if you are ready to E-File. Use the checklist to ensure that your teacher list meets the needed criteria. Click CONTINUE to move to the next screen.

MyPISAUSA - Program for International Student Assessment (PISA)

Welcome: [gmurray](#)
[Change my Password](#)
[Logout](#)

Submit Teacher List

Are You Ready For E-File?

Complete the following steps before starting the E-File process:

- Read the **MyPISAUSA 2015 Instructions for Preparing an Electronic File of Teacher List**, provided on the MySchool "Submit Teacher List" page;
- Create a teacher data file in Excel format using the **MyPISAUSA 2015 E-File Excel Template for Submit Teacher List**, provided on the MySchool "Submit Teacher List" page, or acquire a teacher data file in Excel format in which the first row contains the appropriate variable names.
- Ensure that your student data file contains one column for each of the variables detailed in the **MyPISAUSA 2015 Instructions for Preparing an Electronic File of Teacher List**.
 - Teacher First name.
 - Teacher Middle Name.
 - Teacher Last Name.
 - Teacher email
 - Teachers 10th grade? (20 = Yes, 30 = No)
 - Teaches Science? (4 = Yes, 5 = No)

[Print](#) [Exit](#) [Continue](#)

If you need help accessing this website, please contact the PISA help desk by phone between 8 a.m. and 8 p.m. Eastern Standard Time at 1-888-638-2597 or email PISAHELP@westat.com.

Teacher E-File Step 1. Begin the E-Filing process by certifying the date on which your E-File data was created, which is typically the date on which the list is verified as accurate. Enter this date in the specified box and indicate if your file contains column headers using the drop-down menu.

Welcome: [gmurray](#)
[Change my Password](#)
[Logout](#)

Submit Teacher List - Step 1: Upload Your File

[Exit](#)

Welcome, **Gordon**.

The Four Basic Steps to E-Filing:

1. Upload - Placing (or "uploading") your list into the automated system so that you can refer to it during the E-Filing process.
2. Identify Columns - Matching the column headings in your list to those in a standard list provided by the system.
3. Identify Format/Codes - Matching the codes used in your list for student characteristics.
4. Verify that this matching of codes has been done accurately by reviewing a summary of the data you have matched.

Before uploading a copy of your Excel student data file, please provide us with the following information? [Why we need this.](#)

- Date list is accurate as of: (mm/dd/yyyy)
- Does your student data file contain [column headers](#): Yes ▾

To upload your student data file, you will need to locate the file on your computer.

1. Click on the "**Browse...**" button below. It will open a window in the browser on your computer that will allow you to navigate to where the student list file is located on your computer. Note: You may need to change the "Files of type" to "All files (*.*)".
2. Double click on the file (or select it and then click on the Open button). The name of the file (and the path) will appear in the File Name box below.
3. Click on the **Upload** button and proceed.

File Name: X:\T3. Data Collection\Field Test\E-Filing\Teacher_EFile_T

Uploading of your data file could take a few minutes. Please be patient. If you lose your Internet connection after uploading your file, you can log back on to the MyPISAUSA site and return to E-Filing. You will be sent directly to the last screen you were working on, allowing you to complete the E-Filing procedure.

Next, upload your electronic teacher file by clicking the BROWSE button at the bottom of the page to locate it on your computer. Locate your file and select it. Click the UPLOAD button.

Welcome: [gmurray](#)
[Change my Password](#)
[Logout](#)

Submit Teacher List - Step 1: Upload Your File

[Exit](#)

Welcome, **Gordon**.

The Four Basic Steps to E-Filing:

1. Upload - Placing (or "uploading") your list into the automated system so that you can refer to it during the E-Filing process.
2. Identify Columns - Matching the column headings in your list to those in a standard list provided by the system.
3. Identify Format/Codes - Matching the codes used in your list for student characteristics.
4. Verify that this matching of codes has been done accurately by reviewing a summary of the data you have matched.

Before uploading a copy of your Excel student data file, please provide us with the following information? [Why we need this.](#)

- Date list is accurate as of: (mm/dd/yyyy)
- Does your student data file contain [column headers](#): Yes ▾

To upload your student data file, you will need to locate the file on your computer.

1. Click on the "**Browse...**" button below. It will open a window in the browser on your computer that will allow you to navigate to where the student list file is located on your computer. Note: You may need to change the "Files of type" to "All files (*.*)".
2. Double click on the file (or select it and then click on the Open button). The name of the file (and the path) will appear in the File Name box below.
3. Click on the **Upload** button and proceed.


File Name: X:\T3. Data Collection\Field Test\E-Filing\Teacher_EFile_T

Uploading of your data file could take a few minutes. Please be patient. If you lose your Internet connection after uploading your file, you can log back on to the MyPISAUSA site and return to E-Filing. You will be sent directly to the last screen you were working on, allowing you to complete the E-Filing procedure.

Teacher E-File Step 2. The column headings in your file are shown in rows on the left side of the page. In each row, for each heading on the left, click on the down arrow next to the words in the table that read "Column contains..." on the right. This process is called column mapping. If there is no appropriate description in the drop-down list for your column heading, select N/A (see image below). The essential information that must be reflected in the columns on the teacher list is:

- teacher first name
- teacher last name
- teacher email
- teaches 10th grade? (20 = Yes, 30 = No)
- teaches science? (4 = Yes, 5 = No)

When you have identified each column heading, click NEXT.



MyPISAUSA - Program for International Student Assessment (PISA)

Welcome: [gmurray](#)
[Change my Password](#)
[Logout](#)

Submit Teacher List - Step 2: Identify Your Column Contents

We need to know what information is in each column of your teacher data file. Click on the down arrow next to the words in the table that read "Column contains ...". If there is no appropriate description in the drop-down list, please select N/A. It is important for us to have as much information about each student as possible. However, the essential information that must be reflected in the columns on the student list is:

Note: Click on the links below in the "Column Heading Is" to view the teacher data contained in that column. If you wish to correct or change your selections for column content descriptions, click the "Clear" button. Clicking the "Clear" button will delete all of the selections you have made in each of the rows entitled "Columns Contains".


[Click here to see a worksheet view of your teacher data.](#) If you find you have errors in your data, you will need to exit this program, correct the problem in your Excel file, and upload the file again.

Column Heading is	Your Column Contains
Teacher First Name	Teacher Name: First ▼
Teacher Middle Name	Teacher Name: Middle ▼
Teacher Last Name	Teacher Name: Middle ▼
Teacher_email	Teacher Email ▼
Teaches 10th grade? (20 = Yes, 30 = No)	Teaches 10th Grade? ▼
Teaches Science? (4 = Yes, 5 = No)	Teaches Science? ▼
Column 7: No column header	N/A ▼
Column 8: No column header	N/A ▼

When you have identified all of the columns on your list, click the "Next" button to proceed and match your values to EFile Codes. The following screens will be determined by the order of the columns in your Excel file.

File Name	Uploaded
Teacher_EFile_Template-example.xls	8/4/2015 1:27:59 PM

Teacher E-File Step 3. The next step is to identify your column contents by mapping the values from your file to the “PISA Codes.” The first column order depends on your file, but you will likely see “Teaches 10th Grade?” first. The PISA codes are “Yes” or “No.” These correspond to values of 20 or 30, respectively. So, for each of your values, match the value from your file to the “PISA Codes” in the drop-down list on the right. When you have mapped each value, click NEXT.




MyPISAUSA - Program for International Student Assessment (PISA)

Welcome: [gmurray](#)
[Change my Password](#)
[Logout](#)

Submit Teacher List - Step 3: Match Your Values to PISA codes



[Exit](#) [Back](#) [Next](#)

For each of your values below, click on the down arrow next to "Select Code" and click on the PISA code that best matches your value.

To view the teacher records that have the selected value in the "Teaches 10th Grade?" column, click on the view icon  below. To view the worksheet containing all of your data, [click here](#).

If there is an error in your data file, exit E-File, correct the problem in your Excel file, and upload the file again.

Teaches 10th Grade?
Your File Contains 2 Value(s)

#	View	Your Values	PISA Codes	Number	Percentage
1.		20	Yes <input type="button" value="v"/>	13	54.2%
2.		30	No <input type="button" value="v"/>	11	45.8%


When you have identified all of the codes on your list, click the "Next" button to proceed.

[Exit](#) [Back](#) [Next](#)

File Name	Uploaded
Teacher_EFile_Template-example.xls	2/19/2014 1:27:59 PM

If you need help accessing this website, please contact the PISA help desk by phone between 8 a.m. and 8 p.m. Eastern Standard Time at 1-888-638-2597 or email PISAHHELP@westat.com.

Next, identify your column contents for the “Teaches Science?” column following the same procedure of selecting an appropriate code from the drop down list that matches your values. When you have identified each column heading, click NEXT.




MyPISAUSA - Program for International Student Assessment (PISA)

Welcome: [gmurray](#)
[Change my Password](#)
[Logout](#)

Submit Teacher List - Step 3: Match Your Values to PISA codes



[Exit](#) [Back](#) [Next](#)

For each of your values below, click on the down arrow next to "Select Code" and click on the PISA code that best matches your value.

To view the teacher records that have the selected value in the "Teaches Science?" column, click on the view icon  below. To view the worksheet containing all of your data, [click here](#).

If there is an error in your data file, exit E-File, correct the problem in your Excel file, and upload the file again.

Teaches Science?
Your File Contains 2 Value(s)

#	View	Your Values	PISA Codes	Number	Percentage
1.		4	Yes <input type="button" value="v"/>	6	25%
2.		5	No <input type="button" value="v"/>	18	75%

When you have identified all of the codes on your list, click the "Next" button to proceed.

[Exit](#) [Back](#) [Next](#)

File Name	Uploaded
Teacher_EFile_Template-example.xls	8/4/2015 1:27:59 PM

If you need help accessing this website, please contact the PISA help desk by phone between 8 a.m. and 8 p.m. Eastern Standard Time at 1-888-638-2597 or email PISAHHELP@westat.com.

Teacher E-File Step 4. Finally, you will see a table that summarizes your teacher data for “Teaches 10th Grade?” and “Teaches Science?” Check to make sure the data are correct, and select “information correct” and click SUBMIT. If the data are not correct, click “Start Over,” correct your Excel file, and upload the file again.

Welcome: [gmurray](#)
[Change my Password](#)
[Logout](#)

Submit Teacher List: Step 4: Verify Your E-File

The table below summarizes the information you have provided on your student list. Please review this summary and verify that the information is correct and that the total enrollment figure at the bottom of the table accurately represents the number of students on your student list.

Record whether the information is correct or incorrect by clicking the appropriate button at the bottom of the page. Then click the **Submit** button.

If there is an error in your data file, click **Start Over**, correct this information in your Excel file, and upload the file again.

	TeacherData	
	Number	Percentage
Teaches 10th Grade?		
Yes	13	54.17%
No	11	45.83%
Teaches Science?		
Yes	6	25%
No	18	75%
Total	24	

Information is **Correct**
 Information is **Incorrect**

Check that your information is correct and submit.

File Name	Uploaded
Teacher_EFile_Template-example.xls	8/4/2015 1:27:59 PM

If you need help accessing this website, please contact the PISA help desk by phone between 8 a.m. and 8 p.m. Eastern Standard Time at 1-888-638-2597 or email PISAHELP@westat.com.

E-File Complete! Your E-File is complete and your teacher list has been submitted.

Welcome: [gmurray](#)
[Change my Password](#)
[Logout](#)

Submit Teacher List: Thanks

Thank you for taking the time to submit your teacher file.

A PISA representative will contact the designated School Coordinator to make arrangements for the assessment.

To return to your MyPISAUSA site, click on the "Exit" button above.

If you need help accessing this website, please contact the PISA help desk by phone between 8 a.m. and 8 p.m. Eastern Standard Time at 1-888-638-2597 or email PISAHELP@westat.com.

IMPORTANT! If at any point you have any difficulties with this process, please do not hesitate to contact the PISA Help Desk for assistance at 1-888-638-2597.

Please Note: You must submit your student and teacher lists before your school's sample is processed.

Appendix B: PISA 2018 Field Test Consent Letters and Supporting Materials

Sample Field Test Notification Letter, PISA	31
Sample Implicit Consent Letter, PISA	32
PISA Implicit Consent Form	33
Sample Explicit Consent Letter, PISA	34
PISA Explicit Consent Form	35
PISA Facts for Parents About the Field Test	36

Sample Field Test Notification Letter, PISA

SCHOOL LETTERHEAD

Dear Parent or Guardian,

This letter is to inform you about an important international study of student learning being conducted in our school this spring. This study is called the Program for International Student Assessment, or PISA. PISA provides important information for internationally benchmarking performance in reading, mathematics, and science of 15-year-old students in the United States against top countries around the world.

Each time the study is conducted, new test questions need to be developed and tested to ensure that those questions accurately measure the knowledge and skills of students. In spring 2017, new questions will be tested in approximately 70 schools in the United States. This field test will allow test developers to modify or delete questions that are not working effectively and ensure that PISA is valid and fair to all U.S. students.

Our school has accepted an invitation from the National Center for Education Statistics (NCES) within the U.S. Department of Education to participate in the PISA field test. A select few of our 15-year-old students, along with your teenager, will take part in this study. The enclosed summary sheet provides some background on PISA, explains what is involved for each student selected to participate in the study, and gives a contact phone number and email address where you can find answers to any questions you might have.

To have an accurate picture of what U.S. 15-year-old students can do, it is important that each student selected takes part in the study. The PISA assessment is taken on a computer. Also, students will be asked to complete a brief questionnaire. I urge you to support this effort by encouraging your teenager to take part; however, participation in this study is entirely voluntary. Previous experience suggests that students enjoy taking part, and all participating students will receive \$25 and a certificate from the U.S. Department of Education for 4 hours of volunteer service.

The information provided by students will not be shared with the school. NCES is authorized to conduct PISA under the Education Sciences Reform Act of 2002 (ESRA 2002, 20 U.S.C., § 9543). The data provided by schools, staff, and students and may be used only for statistical purposes and may not be disclosed, or used, in identifiable form for any other purpose except as required by law (20 U.S.C., § 9573). Students and schools are never identified in any reports. All reported statistics refer to the United States as a whole.

Thank you for taking the time to learn about this important study.

Sincerely,

Enclosures:
Facts for Parents about the PISA Field Test

Sample Implicit Consent Letter for Parents, PISA 2018 Field Trial

SCHOOL LETTERHEAD

Dear Parent or Guardian,

This letter is to inform you about an important international study of student learning being conducted in our school this spring. This study is called the Program for International Student Assessment, or PISA. PISA provides important information for internationally benchmarking performance in reading, mathematics, and science of 15-year-old students in the United States against top countries around the world.

Each time the study is conducted, new test questions need to be developed and tested to ensure that those questions accurately measure the knowledge and skills of students. In spring 2017, new questions will be tested in approximately 70 schools in the United States. This field test will allow test developers to modify or delete questions that are not working effectively and ensure that PISA is valid and fair to all U.S. students.

Our school has accepted an invitation from the National Center for Education Statistics (NCES), U.S. Department of Education, to participate in the PISA field test. A select few of our 15-year-old students, along with your teenager, will take part in this study. The enclosed summary sheet provides some background to PISA, explains what is involved for each student selected to participate in the study, and gives a contact phone number and email address where you can find answers to any questions you might have.

To have an accurate picture of what U.S. 15-year-old students can do, it is important that each student selected takes part in the study. Some students will try out questions administered on a computer while other students will try out questions using paper and pencil. Also, students will be asked to complete a brief questionnaire about themselves. I urge you to support this effort by encouraging your teenager to take part; however, participation in this study is entirely voluntary. Previous experience suggests that students enjoy taking part, and all participating students will receive \$25 and a certificate from the U.S. Department of Education for 4 hours of volunteer service.

The information provided by students will not be shared with the school. NCES is authorized to conduct PISA under the Education Sciences Reform Act of 2002 (ESRA 2002, 20 U.S.C., § 9543). The data provided by schools, staff, and students and may be used only for statistical purposes and may not be disclosed, or used, in identifiable form for any other purpose except as required by law (20 U.S.C., § 9573). Students and schools are never identified in any reports. All reported statistics refer to the United States as a whole.

If you have an objection to your teenager joining in the PISA activities, please let us know by completing the attached consent form and returning it to the school.

Thank you for taking the time to learn about this important study.

Sincerely,

Enclosures:
Facts for Parents About the PISA Field Test

Parent/Guardian Consent Form

PISA Implicit Consent Form

**Program for International Student Assessment (PISA)
Field Test
Parent/Guardian Consent Form**

Your teenager has been asked to participate in a field test of an international study of student learning called the Program for International Student Assessment (PISA). Each student who participates will receive \$25 and a volunteer service certificate of 4 hours from the U.S. Department of Education. This assessment will be administered by a team of researchers from Westat, who are operating under contract to the National Center for Education Statistics within the U. S. Department of Education. In spring 2017, new questions will be tested in approximately 70 schools in the United States. This field test will allow test developers to modify or delete questions that are not working effectively and ensure that PISA is valid and fair to all U.S. students.

If you grant permission for your teenager to participate in the PISA field test, you do not need to return this form.

If you do not consent to your teenager's participation in the PISA field test, please return this form to your teenager's school as soon as possible.

I do not grant permission for my teenager, _____, to participate in the Program for International Student Assessment Field Test.

(Signature of parent or guardian)

Date of signature: ____/____/____

PLEASE PRINT:

Student name: _____

School name: _____

FOR OFFICE USE ONLY:

Student ID: _____

Sample Explicit Consent Letter for Parents--PISA2018 Field Trial

SCHOOL LETTERHEAD

Dear Parent or Guardian,

This letter is to inform you about an important international study of student learning being conducted in our school this spring. This study is called the Program for International Student Assessment, or PISA. PISA provides important information for internationally benchmarking performance in reading, mathematics, and science of 15-year-old students in the United States against top countries around the world.

Each time the study is conducted, new test questions need to be developed and tested to ensure that those questions accurately measure the knowledge and skills of students. In spring 2017, new questions will be tested in approximately 70 schools in the United States. This field test will allow test developers to modify or delete questions that are not working effectively and ensure that PISA is valid and fair to all U.S. students.

Our school has accepted an invitation from the National Center for Education Statistics (NCES), U.S. Department of Education, to participate in the PISA field test. A select few of our 15-year-old students, along with your teenager, will take part in this study. The enclosed summary sheet provides some background to PISA, explains what is involved for each student selected to participate in the study, and gives a contact phone number and email address where you can find answers to any questions you might have.

To have an accurate picture of what U.S. 15-year-old students can do, it is important that each student selected takes part in the study. Some students will try out questions administered on a computer while other students will try out questions using paper and pencil. Also, students will be asked to complete a brief questionnaire about themselves. I urge you to support this effort by encouraging your teenager to take part; however, participation in this study is entirely voluntary. Previous experience suggests that students enjoy taking part, and all participating students will receive \$25 and a certificate from the U.S. Department of Education for 4 hours of volunteer service.

The information provided by students will not be shared with the school. NCES is authorized to conduct PISA under the Education Sciences Reform Act of 2002 (ESRA 2002, 20 U.S.C., § 9543). The data provided by schools, staff, and students and may be used only for statistical purposes and may not be disclosed, or used, in identifiable form for any other purpose except as required by law (20 U.S.C., § 9573). Students and schools are never identified in any reports. All reported statistics refer to the United States as a whole.

Before we can allow your teenager to join in the PISA field test we must have your written consent. Please complete the attached form and return it to the school.

Thank you for taking the time to learn about this important study and considering your teenager's participation in it.

Sincerely,

Enclosures:
Facts for Parents About the PISA Field Test

Parent/Guardian Consent Form

PISA Explicit Consent Form for Parents—PISA 2018 Field Trial

**Program for International Student Assessment (PISA)
Field Test
Parent/Guardian Consent Form**

Your teenager has been asked to participate in a field test of an international study of student learning called the Program for International Student Assessment (PISA). Each student who participates will receive \$25 and a volunteer service certificate of 4 hours from the U.S. Department of Education. This assessment will be administered by a team of researchers from Westat who are operating under contract on behalf of the National Center for Education Statistics within the U. S. Department of Education. In spring 2017, new questions will be tested in approximately 70 schools in the United States. This field test will allow test developers to modify or delete questions that are not working effectively and ensure that PISA is valid and fair to all U.S. students.

Yes, I grant permission for my teenager to participate in the PISA field test.

No, I do not grant permission for my teenager to participate in the PISA field test.

(Signature of parent or guardian)

Date of signature: ____/____/____

PLEASE PRINT:

Student name: _____

School name: _____

FOR OFFICE USE ONLY:

Student ID: _____

FAQ for Parents About the Field Test—PISA 2018 Field Trial

Facts for Parents About the PISA Field Test

Between April and May of this year, your teenager’s school will be one of about 70 nationwide taking part in the Program for International Student Assessment (PISA) 2018 Field Test. The schools were selected randomly to represent the nation’s schools and, within each school, about 50 students were selected randomly to take part. Your teenager was among those students selected to take part in the study.

What is PISA?

PISA is the world’s largest international assessment that measures student learning in reading, mathematics, and science. More than 70 countries and education systems representing more than 90 percent of the world’s economy participate in PISA. The assessment occurs every 3 years (2000, 2003, 2006, 2009, 2012, 2015, and 2018), and provides information about how students in the U.S. compare in achievement with students in other countries. The National Center for Education Statistics within the U.S. Department of Education conducts PISA in the United States as authorized under the Education Sciences Reform Act of 2002 (ESRA, 2002), 20 U.S. Code, Section 9543.

What is the purpose of the PISA Field Test?

Each time the study is conducted, new assessment questions need to be developed and tested to ensure that those questions accurately measure the knowledge and skills of students. This field test will allow test developers to modify or delete questions that are not working effectively for students in the United States. The field test also ensures that data collection procedures are done efficiently and correctly.

How did my child and their school get selected for PISA?

The schools that participate in PISA in the United States are randomly selected from a list of all schools in the country that enroll 15-year-old students. This is done to ensure that U.S. participants accurately represent the entire population of 15-year-old students in the United States and not just particular types of schools or groups of students.

The only criteria for students to be eligible to be selected for PISA are being 15 years old and in grade 7 or higher. From a list of all 15-year-old students provided by your school, up to 50 students are randomly selected to participate. Every 15-year-old student enrolled in a PISA-selected school has an equal chance of being selected. Students in other countries are selected in the same way to make sure each country is fairly represented and no country is advantaged or disadvantaged because of the types of schools or groups of students selected.

What is involved?

PISA staff will visit the school and administer the field test. The field test will take approximately 3 hours; it includes time for instructions, the assessment, and a brief questionnaire that students complete about themselves.

What are the benefits?

The nation as a whole benefits from PISA by having a greater understanding of how the knowledge and skills of U.S. students compare with those of students from other countries. The country benefits from the field test by ensuring that the questions used are fair and appropriate for U.S. students. Schools that participate in PISA will receive \$200, and each student who participates will receive \$25 and a certificate from the U.S. Department of Education for 4 hours of volunteer service.

What is done with the information you collect from my teenager?

PISA is not designed to produce individual test scores and your teenager's individual performance is not shared with teachers, the school, or the district in any way. Student responses are combined with other student responses and are only used for statistical purposes. The data collected for the field test will be used to evaluate the validity and fairness of items for the main study, to be conducted in 2018. By law, data provided by schools, staff, and students may be used only for statistical purposes and may not be disclosed, or used, in identifiable form for any other purpose except as required by law (20 U.S.C., § 9573).

Where can I find out more about PISA?

More information about PISA is available at the PISA website at <http://www.nces.ed.gov/surveys/pisa>. If you have specific questions you can call PISA staff at 1-888-638-2597 or email us at PISAHelp@westat.com.