

**Quick Links**

- What is an account?
- **Create an account**
- Update your account

**Administrator Links**

- Local Registration Authority Login

You are here: [eAuthentication](#) > Account Creation

## Create an Account - Getting Started

### USDA Federal Employees, Contractors, & Affiliates

If you are a USDA Federal Employee, Contractor, or Affiliate of the USDA, you must register for a USDA Internal Account.

[Register for an Internal Account](#)

### USDA Customers - What Level of Access Do You Need?

#### Request Level 1 Access to:

- Visit a USDA web page that indicates a Level 1 account is necessary
- Obtain general information about the USDA or its agencies
- Participate in public surveys for a USDA agency

[Register for a Level 1 Account](#)

#### Request Level 2 Access to:

- Submit official business transactions via the Internet
- Enter into a contract with the USDA
- Submit forms or applications for the USDA via the Internet

[Register for a Level 2 Account](#)

### Changing from Level 1 Access to Level 2 Access

If you already have a Level 1 account and require Level 2 access:

1. Log into your profile
2. Fill in and submit the required information
3. Verify your Identity remotely by following the instructions on the "Level 2 Account Upgrade Request Confirmation" email, or visit a Local Registration Authority (LRA)

[Log into Your Profile](#)

# Level 1: Step 1- Account Registration

You are here: [eAuthentication](#) > [Account Creation](#) > [Account Request Form](#)

## Register for Your Account - Level 1

Form Approved OMB No. 0503-0014

### Step 1 of 4 - Level 1 Access Account Registration

USDA customers should complete the information below to create a USDA eAuthentication account. Please read the eAuthentication [Privacy Act Statement](#) and [Public Burden Statement](#) for more information on how your personal information will be protected.

All required fields are red and marked by an asterisk (i.e. \* ). Enter your first and last name exactly as it appears on your Government issued photo ID (e.g. state driver's license).

Note: The characters < > ^ : | are not allowed on this form (the character : is allowed for password only).

#### User Information ?

Required Field\*

First Name\*

Middle Initial

Last Name\*

#### Contact Information ?

Email\*

Confirm Email\*

#### Login Information ?

User ID\*


Password\*

Confirm Password\*

Notification:

Public Users should be aware that eAuthentication must adhere to the Public Burden Statement and receive approval from OMB on Control Number [0503-0014](#).

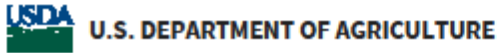
All required fields are red and marked by an asterisk (i.e. \*). Enter your first

 **Public Burden Statement**

According to the Paperwork Reduction Act of 1995, an agency may not conduct or sponsor, and a person is not required to respond to, a collection of information unless it displays a valid OMB control number. The valid OMB control number for this information collection is 0503-0014. The time required to complete this information collection is estimated to average 8 minutes per response for an eAuthentication Level 1 Access account and 1.17 hours per response for an eAuthentication Level 2 Access account, including the time for reviewing instructions, searching existing data sources, gathering and maintaining the data needed, and completing and reviewing the collection of information.

Confirm Email

Notification: <https://www.usda.gov/privacy-policy> (USDA)



## Privacy Policy

Thank you for visiting the United States Department of Agriculture (USDA) website and reviewing our privacy statement. Our privacy policy is clear: We do not collect any personal identifiable information, (PII), without your explicit consent.

Here is how we handle your information when you visit our website:

### Information Collected and Stored Automatically

When you browse through the USDA website, read pages, or download information, we may gather and store certain information about your visit automatically. We may use technologies to gauge your browsing habits or web surfing history to improve the information presented to you. For example, if you search for both USDA loans and rural communities during a website visit, on a subsequent visit you may also be provided with information about USDA rural loan programs.

The information we store does not identify you personally. We automatically collect and store only the following information about your visit:

1. The Internet domain and IP address from which you access our website. For example, if you access our website from school, we see "schoolname.edu" and the school's IP address;
2. The type of browser and operating system used to access our site;
3. The date and time you access our site;
4. The pages you visit; and
5. If you linked to the USDA website from another website, the address of that website.

# Level 1: Step 1 (continued)

Please select and answer four distinct questions from the selections below. This information will be used to assist you in using our eAuthentication Self Service options and various other services.

The Security Questions and Answers that you provide may be the ONLY method available to validate your identity if your USDA accounts become inaccessible. Please select Questions and Answers that are easily memorable to you and hard for anyone else to guess. Each question may only be used once. For additional assistance, click the [?](#) above.

1\*

2\*

3\*

4\*

# Level 1: Step 1 (continued)

Dropdown questions from registration.

Select..

Where were you New Year's 2000 (use specific location, not something like Home)?

Who was your childhood hero (use a specific name, not Dad/Mom/Brother/Sister)?

In what city/town did your mother and father meet?

What is the last name of the teacher who gave you your first failing grade?

What time of the day were you born (hhmm)?

What was the last name of your third grade teacher?

What was the name of your first stuffed animal/doll/action figure?

What was the name of your second pet?

What was your childhood phone number including area code (e.g., 000-000-0000)?

Who is your childhood sports hero?

What was your paternal grandfather's occupation?

What was your maternal grandfather's occupation?

What is the first international city/town you traveled to?

What is the first name of your first manager?

What was the make of your first vehicle?

What is your favorite childhood cartoon character?

What is the last name of your best friend from childhood?

Where were you when you had your first date (use specific location, not something like Restaurant)?

# Level 1: Step 2 - Account Verification



## Step 2 of 4 - Level 1 Access Account Verification

If this information is incorrect, please click the **edit** button. If the information is correct, please continue by clicking the submit button.

### Verify User Information

**User ID:** johndoerawks

**Name:** John Doe

**Email:** TESTEXAMPLE1102@gmail.com

### Verify Security Questions & Answers

**Q: In what city/town did your mother and father meet**

A: Toledo

**Q: What time of the day were you born (hhmm)**

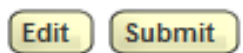
A: 0745

**Q: Who is your childhood sports hero**

A: George Custer

**Q: What was the make of your first vehicle**

A: Model T Ford



## Account Activation

- If you have registered with a valid email address, you should receive a confirmation email within a few minutes. The email contains a link to activate your new eAuthentication account
  - **Important:** Please click on the link to activate your account
- If you have not received the confirmation email within 24 hours, please check your spam or junk folder
- For additional assistance contact the eAuthentication Help Desk at 800-457-3642 (Option 1) or [eAuthHelpDesk@ftc.usda.gov](mailto:eAuthHelpDesk@ftc.usda.gov)

# Level 2: Step 1- Account Registration

You are here: [eAuthentication](#) > [Account Creation](#) > [Account Request Form](#)

## Register for Your Account - Level 2

Form Approved OMB No. 0503-0014

### Step 1 of 5 - Level 2 Access Account Registration

USDA customers should complete the information below to create a USDA eAuthentication account. Please read the eAuthentication [Privacy Act Statement](#) and [Public Burden Statement](#) for more information on how your personal information will be protected.

All required fields are **red** and marked by an asterisk (i.e. \* ). Enter your first and last name exactly as it appears on your Government issued photo ID (e.g. state driver's license).

Note: The characters < > ^ | are not allowed on this form (the character : is allowed for password only).

#### User Information ?

**Required Field\***

First Name*	<input type="text"/>
Middle Initial	<input type="text"/>
Last Name*	<input type="text"/>
Address*	<input type="text"/>
City*	<input type="text"/>
State*	<input type="text" value="Select..."/>
Zip/Postal Code*	<input type="text"/>
Country*	<input type="text" value="United States"/>
Birth Date*	<input type="text"/>

#### Contact Information ?

Home Phone	<input type="text"/>
Email*	<input type="text"/>
Confirm Email*	<input type="text"/>

#### Login Information ?

User ID*	<input type="text"/>
Password*	<input type="text"/>
Confirm Password*	<input type="text"/>



# Level 2: Step 1 (Continued)

Please select and answer four distinct questions from the selections below. This information will be used to assist you in using our eAuthentication Self Service options and various other services.

The Security Questions and Answers that you provide may be the ONLY method available to validate your identity if your USDA accounts become inaccessible. Please select Questions and Answers that are easily memorable to you and hard for anyone else to guess. Each question may only be used once. For additional assistance, click the [?](#) above.

1\*  

2\*  

3\*  

4\*  

Continue

You are here: [eAuthentication](#) > [Account Creation](#) > Account Request Confirmation

## Create an eAuthentication Account

### Step 2 of 4 - Level 2 Access Account Verification

If this information is incorrect, please click the [edit](#) button. If the information is correct, please continue by clicking the submit button.

#### Verify User Information

**User ID:** jontester@loony.com

**Name:** Jon Tester

**Address:** 1600 Pennsylvania Ave  
Fort Collins, CO  
80524  
US

**Birth Date:** 12/15/1975

#### Verify Contact Information

**Phone:** 555-555-5555

**Email:** jontester@loony.com

#### Verify Security Questions & Answers

**Q: Where were you New Year's 2000 (use specific location, not something like Home)**

A: 10th floor Hilton room 1045

**Q: What is the first name of your first manager**

A: William Tell

**Q: What was the make of your first vehicle**

A: 1967 Shelby GT500

**Q: What is the first international city/town you traveled to**

A: Paris

Edit

Submit

# Level 2: Step 3 – Activation Email Instructions

**\*\*\* Please do not reply to this email. For assistance see below \*\*\***

## Step 4 of 5 - Instructions to Activate Your USDA Account with Level 2 Access

Congratulations QATesterOIDP1, you have successfully created a USDA eAuthentication account.

Before you can use your account with Level 2 access you must do the following:

1. Click [ACTIVATE MY ACCOUNT](#)
2. When you have activated your account, you will be prompted to select one of the following options to verify your identity:
  - Option 1: Online Self-Service (Recommended) - Selecting this option will take you to the USDA online Identity verification application
  - Option 2: In-person Identity Verification - For in-person identity verification, you will need to present a government issued photo ID (e.g. state-issued driver's license) to a Local Registration Authority (LRA). Most LRAs are located at a USDA Service Center office.

The User ID you created is: QATesterOIDP1

The email address you provided is: [Joetest@us.og](mailto:Joetest@us.og)

**Please retain this information for future reference.**

If you need further assistance, please contact the eAuthentication Help Desk at [eAuthHelpDesk@fic.usda.gov](mailto:eAuthHelpDesk@fic.usda.gov) or call 800-457-3642 (Option 1).

Please include the following information in your request:

- Your first and last name
- Your eAuthentication User ID
- The URL (web address) of the website or application you were attempting to access
- The text of any error messages and a detailed description of the problem

If you have trouble accessing your activation link above, please copy and paste the following URL into your browser address bar:

<https://www.cert.eauth.usda.gov/registration/selfRegistrationActivation.aspx?ID=D63A586956C641DF9843FB47DA040A9C>

Thank You,  
-- The USDA eAuthentication Team

# Level 2: Step 4 and 5 – Account Activated

## Create an eAuthentication Account

### Step 4 of 5 - Account Activated

---

Your account has been activated with Level 1 Access. Please wait 20 minutes from the time of activation before using the account.

#### eAuthentication Account Information:

**User ID:** zmuppet

**Email:** zmuppet@email.com

### Additional Information

---

For additional information regarding your eAuthentication account, please review our Frequently Asked Questions.

- Click [here](#) to review our Frequently Asked Questions.

### Step 5 of 5 - Identity Verification

---

To verify your identity for Level 2 Assurance, please select one of the following options:

**Option 1 : Online Self-Service (Recommended)** – Clicking this link will take you to the USDA online identity verification application.

**Option 2 :** Take your government-issued photo ID (e.g. state-issued driver's license) and present it in person to a Local Registration Authority (LRA). Most LRAs are located at a USDA Service Center office. To find the nearest USDA Service Center office, go to [Find an LRA](#)

Please call the telephone number listed for the Service Center to make an appointment before your visit. Also, you must bring at least one form of identification with you to complete your registration.

If you cannot find an LRA, contact the eAuthentication Help Desk:

**email:** [eAuthHelpDesk@ftc.usda.gov](mailto:eAuthHelpDesk@ftc.usda.gov)

**Phone:** 800-457-3642 (Option 1)

# Level 2: Step 5 Instructions



**\*\*\* Please do not reply to this email. For assistance see below \*\*\***

## **External Account Activation Successful**

Congratulations Marty.Clark10, you have successfully activated your USDA eAuthentication account.

**You may need to wait up to 10 minutes from the receipt of this email before you can use this account to access eAuthentication-protected applications.**

Please remember that you must verify your identity before you can use your account to access applications requiring Level 2 assurance. If you have not completed this step, please select one of the following options:

**Option 1: Online Self-Service (Recommended)** - Clicking this link will take you to the USDA online identity verification application

**Option 2: In-person Identity Verification** - For in-person identity verification, you will need to present a government issued photo ID (e.g. state-issued driver's license) to a Local Registration Authority (LRA). Most LRAs are located at a USDA Service Center office. To find the nearest USDA Service Center office, go to <http://offices.sc.egov.usda.gov/locator/app?type=lra>.

**We recommend that you call ahead to ensure that an employee trained as a USDA LRA will be available when you plan to visit the Service Center.**

For additional information, click [here](#) to review our Frequently Asked Questions, or for information regarding eAuthentication applications, click [here](#) to review our Contact Us page.

Thank You,  
-- The USDA eAuthentication Team

# Level 2: Using the Online Self-Service Identity Verification Service



By clicking the "I AGREE" button, you are providing written consent to the United States Department of Agriculture (USDA) under the Fair Credit Reporting Act authorizing the USDA to determine your identity based on information from your personal credit profile or other information from Experian. By clicking "I AGREE", you agree to the Terms of Service, and you authorize the USDA to obtain such information solely to verify your identity for the purpose of avoiding fraudulent transactions in your name.

[Terms of Service](#)

**I AGREE**

**Exit**

# Level 2: Using the Online Self-Service Identity Verification Service (Continued)



## Step 1 - Validate Identity

### Verify eAuthentication Profile Data

Please verify that the information below is correct before clicking Submit. If you need to correct your information, [click here](#) to update your eAuthentication profile. Once you have updated your profile, please return to this page to complete the identity verification process.

First Name: <b>Cynthia</b>	Last Name: <b>Cook</b>
Address: <b>140 MYRTLE TREE RD</b>	City: <b>SOUTH CHARLESTON</b>
State: <b>WV</b>	Country: <b>US</b>
Zipcode: <b>253098330</b>	Birth Date: <b>5/12/1954</b>
Email: <b>[REDACTED]</b>	

To start the process you must enter your complete 9-digit Social Security Number (SSN) without spaces or dashes. For example: 123456689. Once you have entered your SSN, click the "Submit" button to continue.

Social Security Number(SSN)\*

[Submit](#)

*Note - Your SSN is used as a temporary part of the online identity validation process. The AAA application does not store or uses your SSN beyond the validation of identity.*

# Level 2: Using the Online Self-Service Identity Verification Service (Continued)

## Step 2 - Validate Identity

You must validate your identity to ensure you are who you say you are, and to prevent unauthorized access to your account information. To validate your identity online, answer the following questions. All questions must be answered before you can continue.

*Note: The questions are provided by a nationally known third party identity proofing service. The questions and answers are not retained by USDA.*

**Which of the following is the highest level of education you have completed? If there is not a matched educational level, please select 'NONE OF THE ABOVE'.**

- HIGH SCHOOL DIPLOMA
- SOME COLLEGE
- BACHELOR DEGREE
- GRADUATE DEGREE
- NONE OF THE ABOVE/DOES NOT APPLY

**Please select the range that includes the year the home was built for the address that you provided.**

- 1960 to 1969
- 1970 to 1979
- 1980 to 1989
- 1990 to 1999
- NONE OF THE ABOVE/DOES NOT APPLY

**According to our records, you currently own/lease, or have owned/leased within the past year, one of the following vehicles. Please select the vehicle that you purchased or leased prior to March 2013 from the following choices.**

- RENAULT
- LEXUS
- TOYOTA
- CADILLAC
- NONE OF THE ABOVE/DOES NOT APPLY

**According to your credit profile, you may have opened a mortgage loan in or around November 2015. Please select the lender to whom you currently make your mortgage payments. If you do not have a mortgage, select 'NONE OF THE ABOVE/DOES NOT APPLY'.**

- SUN WEST MTG
- EASTERN MORT
- FREDDIE MAC
- M AND T MORTGAGE
- NONE OF THE ABOVE/DOES NOT APPLY



# Level 2: Using the Online Self-Service Identity Verification Service (Continued)



## Identity Verification - Success

Congratulations! Your identity has been validated and your eAuthentication account is now being promoted to Level 2. This process may take a few minutes to complete. You will receive a confirmation email from the USDA eAuthentication Service at the email address you provided once the action is complete.

After you have received the confirmation email, you will be ready to use your Level 2 account to log in to USDA applications.

[Continue](#)

## Level 2: Visit an LRA

If the Online Identity Verification fails, you will need to use the In-Person Identity Verification process and visit a Local Registration Authority (LRA) for identity verification.

- **Please bring a valid government-issued photo ID.**  
**Valid IDs are:**
  - Driver's License issued by a USA state or Canadian province
  - Photo ID card issued by a USA State or Canadian province
  - US Military or US Federal Government PIV/CAC (Smart) identification card (DoD, DoS, DHS, NDU, etc.)
  - Valid passport issued by any country listed on the U.S. Department of State website.
- **To locate an LRA, please visit <http://offices.sc.egov.usda.gov/locator/app?type=lra>**
  - Note: Please call ahead for an appointment to ensure the LRA is available.



## Contact the Help Desk

If you experience any issues with self-registration or have eAuthentication-related questions, please contact the eAuthentication Help Desk for assistance:

- 1-800-457-3642 (Option 1)
- [eAuthHelpDesk@ftc.usda.gov](mailto:eAuthHelpDesk@ftc.usda.gov)