



United States
Department of
Agriculture

National Institute
of Food
and Agriculture



BIOENERGY, CLIMATE,
AND ENVIRONMENT



FOOD PRODUCTION
AND SUSTAINABILITY



YOUTH, FAMILY,
AND COMMUNITY



FOOD SAFETY
AND NUTRITION



INTERNATIONAL
PROGRAMS



Veterinary Medicine Loan Repayment Program Annual Report Fiscal Year 2015

Application Period: May 6 – June 22, 2015

USDA NIFA

NATIONAL INSTITUTE OF FOOD AND AGRICULTURE



VMLRP ANNUAL REPORT - FISCAL YEAR 2015

Table of Contents	Page
FY 2015 Program Highlights	3
Applications, Awards, and Success Rate	4
Applications, Awards, and Success Rates by Gender	5
Applications, Awards, and Success Rates by Race/Ethnicity	6
Applications and Awards by State	7
Applications and Awards by School	8
Applications, Awards, and Success Rates by Post-DVM Years	9
Applications, Awards, and Success Rates by Age	10
Distribution of Applicants and Award Recipients by DVM Debt	11
Veterinary Shortage Areas: Nomination and Designation Process	12
Veterinary Shortage Areas: Allocations, Designations, and Areas Filled by State	13
Veterinary Shortage Areas: Description of Shortage Types	14
Veterinary Shortage Areas: Designations and Filled by Shortage Type	15
VMLRP Directory	16



FY 2015 Program Highlights

The USDA’s Veterinary Medicine Loan Repayment Program (VMLRP), authorized by the National Veterinary Medical Services Act (NVMSA), helps qualified veterinarians offset a significant portion of the debt incurred in pursuit of their veterinary medicine degrees in return for their service in certain high-priority veterinary shortage areas. The National Institute of Food and Agriculture (NIFA) may repay up to \$25,000 of a veterinarian’s debt per year. Loan repayment benefits are limited to payments of the principal and interest on government and commercial loans received for attendance at an American Veterinary Medical Association (AVMA)-accredited college of veterinary medicine resulting in a degree of Doctor of Veterinary Medicine (DVM) or the equivalent. A veterinarian who receives a VMLRP award must agree to provide veterinary services in a specific veterinary shortage area for at least three years.

NIFA solicited veterinary shortage area nominations from State Animal Health Officials (SAHO) with a deadline of February 11, 2015. Out of 186 nominations submitted by SAHOs across the country, the review panel recommended 184 nominations to be designated as shortage situations. Of the 184 nominations that received designation, 74 were new nominations and 110 were unfilled FY 2014 nominations, re-submitted with no changes.

NIFA rolled out its Request for Applications (RFA) for the VMLRP on May 6, 2015. The application period remained open until the June 22, 2015 deadline. VMLRP received 152 applications; of these 137 were eligible for review. NIFA issued 49 loan repayment offers and agreements were executed with 48 (including 5 renewals) veterinarians for a total of \$4,504,340 awarded. The award recipients had an average eligible debt of \$112,222.

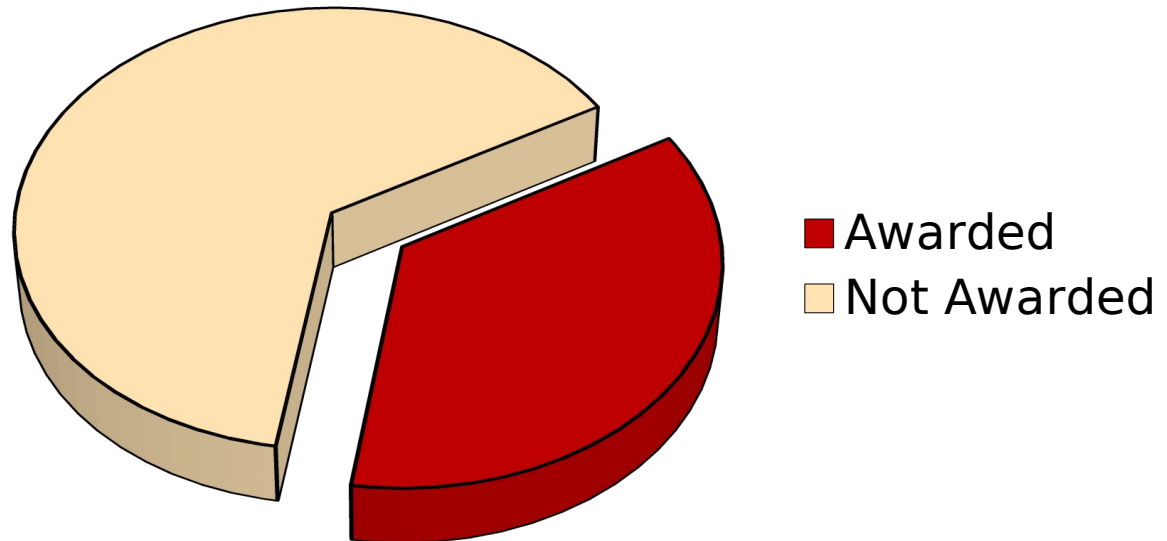
Thirty-one percent of awards went to veterinarians who obtained their DVM degrees within the last three years. Twenty-six states had at least one shortage area filled through the VMLRP.

VMLRP BY THE NUMBERS: FY 2015	
137	Applications reviewed
49	Award offers made
48	Agreements executed
26	States with at least one shortage area filled
\$4,504,340	Total funding awarded



	Applications	Awards	Success Rate
New	130	44	33.8%
Renewal	7	5	71.4%
Total	137	49	35.8%

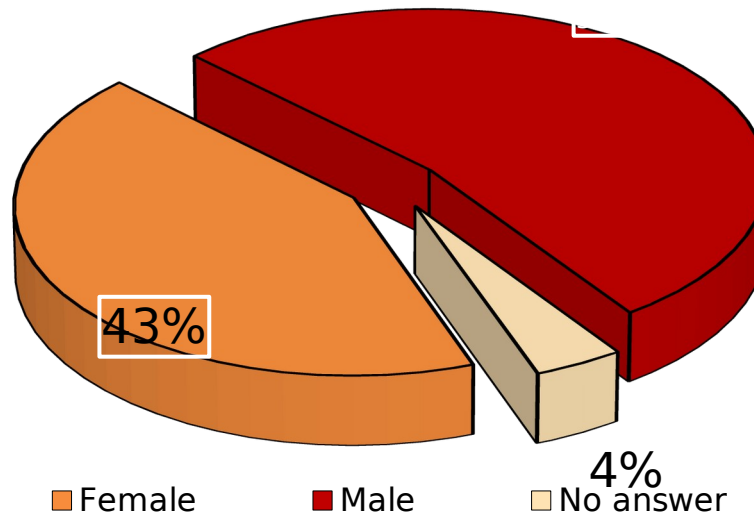
All Applications Submitted



Applications, Awards, and Success Rates By Gender

Gender	Applications	Awards	Success Rate
Female	66	21	31.8%
Male	66	26	39.4%
Did Not Respond	5	2	40%
Total	137	49	35.8%

Distribution of Awards





Applications, Awards, and Success Rates By Race/Ethnicity

Race/Ethnicity	Applications	Awards	Success Rate
American Indian/Alaskan Native	2	1	50.0%
Asian	1	0	0%
Black or African American	0	0	0%
Hispanic or Latino	0	0	0%
Native Hawaiian or Other Pacific Islander	0	0	0%
White	119	39	32.8%
Did Not Provide Information	15	9	60%
Total	137	49	35.8%



Applications and Awards By State

State	Applications	Awards
Arkansas	2	1 ¹
California	3	2
Colorado	3	0
Florida	3	1
Georgia	3	0
Idaho	2	0
Illinois	5	2
Indiana	4	1
Iowa	14	4 ¹
Kansas	6	3
Kentucky	5	3
Michigan	1	1

State	Applications	Awards
Minnesota	6	2
Mississippi	2	1
Missouri	4	1
Montana	8	2
Nebraska	8	4
New Jersey	3	1 ¹
New Mexico	2	2
North Carolina	4	2
North Dakota	3	1
Ohio	2	0
Oklahoma	2	0
Pennsylvania	2	2 ¹

State	Applications	Awards
South Carolina	3	1
South Dakota	4	1
Tennessee	3	0
Texas	8	2
Utah	1	0
Vermont	1	0
Virginia	3	2 ¹
West Virginia	3	2
Wisconsin	13	4
Wyoming	1	1
TOTAL	137	49

Superscript denotes the number of renewal awards included.



Applications and Awards By School

School	Applications	Awards
Auburn University	6	3
Colorado State University	6	2
Iowa State University	32	9 ¹
Kansas State University	10	4 ¹
Louisiana State University	2	2 ¹
Michigan State University	3	2
Mississippi State University	5	1
North Carolina State University	2	1
Ohio State University	2	0
Oklahoma State University	5	1
Oregon State University	2	2
Purdue University	3	1
Ross University School of Veterinary Medicine	1	0

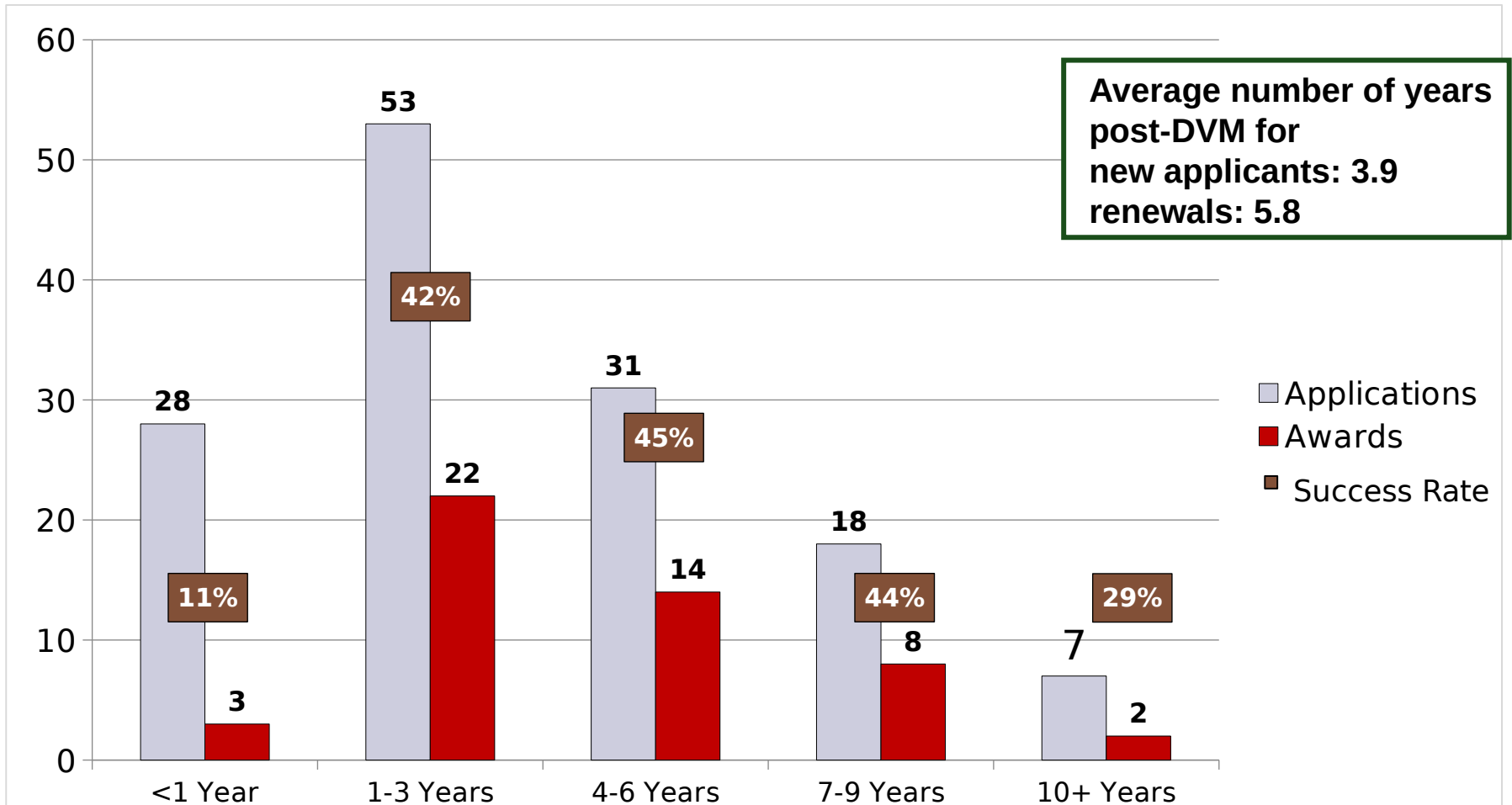
School	Applications	Awards
Texas A&M University	4	1
Tuskegee University	2	1
University of California, Davis	3	1
University of Florida	2	1
University of Georgia	7	2
University of Illinois	3	2
University of Minnesota	4	2
University of Missouri-Columbia	6	3
University of Pennsylvania	2	1
University of Tennessee	3	0
University of Wisconsin	10	1
Virginia-Maryland Regional College	6	5 ²
Washington State University	6	1
TOTAL	137	49

Superscripts denote the number of renewal awards included.

Complete list of veterinary medicine schools accredited by AVMA:
http://www.avma.org/education/cvea/colleges_accredited/allcolleges.asp



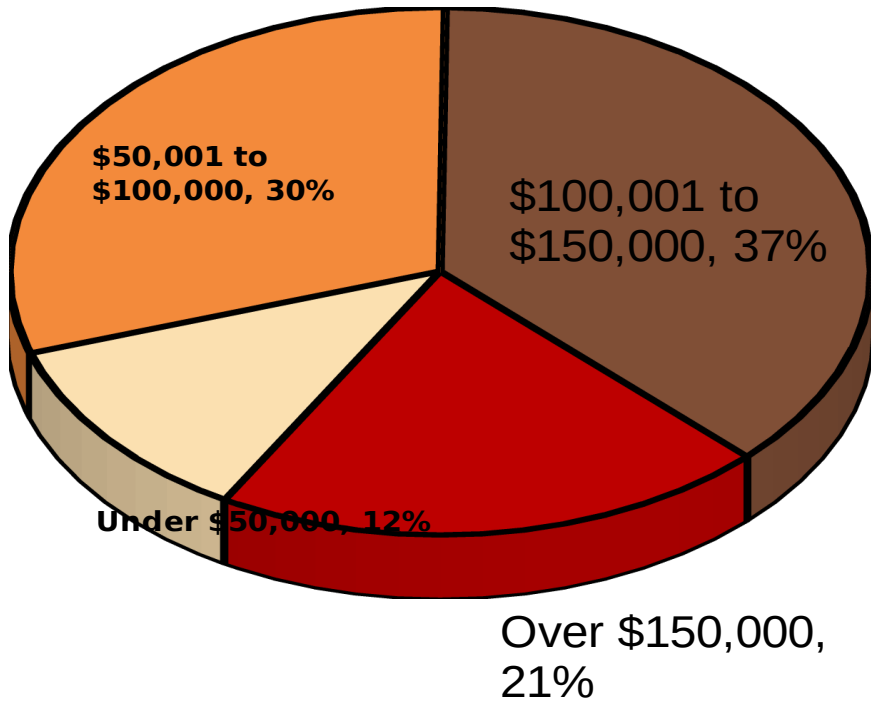
Applications, Awards, and Success Rates By Years Post-DVM



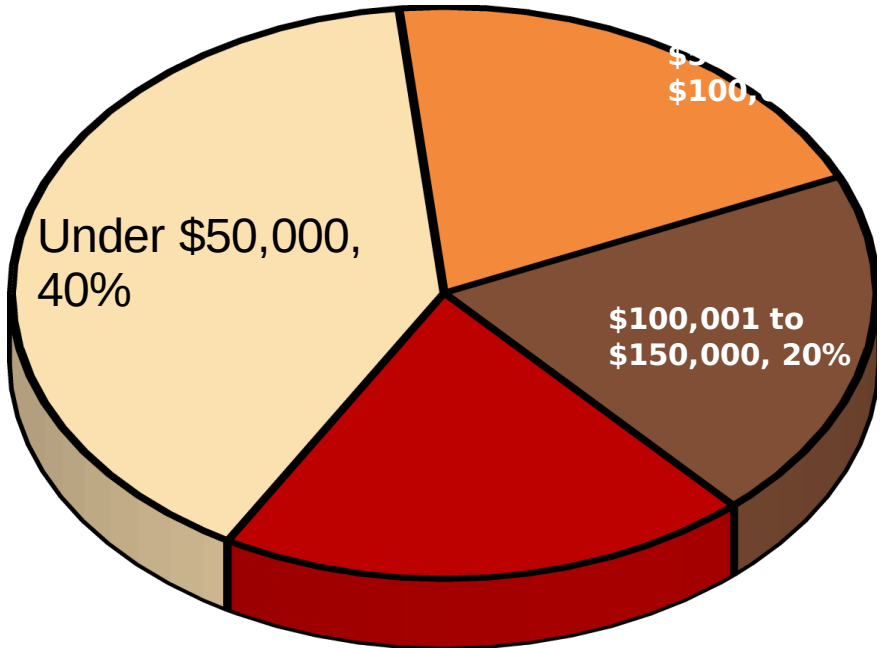


Distribution of Award Recipients' Debt By Award Type

New Awards
Average Debt: \$114,136



Renewals
Average Debt: \$95,758





Veterinary Shortage Areas Nomination and Designation Process

In the interest of creating an objective and transparent process, as well as minimizing the administrative burden on the states, NIFA capped the numbers of nominations. The nomination allocation for each state was determined by quartile ranks in two variables broadly correlated with demand for food supply veterinary services: “Livestock and Livestock Products Total Sales (\$)” and “Land Area (acres)”. States were ranked from least to greatest value for each of these two variables. The ranked lists were then divided into quartiles with Quartile 1 containing the lowest values and Quartile 4 containing the highest values. Each state then received an allocation of shortage situation nominations corresponding to the number of the quartile in which the state falls, thereby giving states a range of 2 to 8 shortage situation nominations, contingent upon each state’s quartile ranking for the two variables.

All States, the District of Columbia, U.S. Insular Areas, and the Federal Government were invited to submit nominations. Nominations received by the deadline (February 11, 2015) were reviewed by an external panel of veterinary experts. Care was taken to ensure broad and diverse representation on the panels, and to avoid conflicts of interest. The panels either recommended to “approve designation” or “disapprove designation” of each submitted nomination.

NIFA emphasizes that shortage nomination allocation is intended to balance the number of designated shortage situations across states. No state is given a preference for placement of awardees. Awards are made based strictly on the match between the merit of an application and the attributes of the specific shortage situation applied for.

VETERINARY SHORTAGE AREAS: FY 2015	
186	Shortage area nominations received
184	Veterinary shortage areas designated
44	State or Federal jurisdictions with at least one designated shortage area
48	Veterinary shortage areas filled
24	State or Federal jurisdictions with at least one <u>new</u> shortage area filled



Shortage Areas Allocated, Designated, and Filled By State or Federal Jurisdiction, New Awards Only

State	Allocated	Designated	Filled
AK	5	4	0
AL	5	0	0
AZ	6	0	0
AR	6	6	0
CA	8	6	2
CO	8	8	0
CT	2	2	0
DE	3	2	0
FL	4	4	1
GA	7	7	0
HI	2	2	0
ID	7	2	0
IL	6	6	1
IN	5	4	1
IA	7	6	3
KS	7	7	3
KY	5	3	3
LA	4	4	0

State	Allocated	Designated	Filled
ME	2	2	0
MD	3	0	0
MA	2	0	0
MI	6	2	1
MN	7	4	2
MS	5	5	1
MO	7	7	1
MT	6	6	2
NE	7	7	4
NV	5	5	0
NH	2	2	0
NJ	2	2	0
NM	6	6	2
NY	5	0	0
NC	6	2	2
ND	5	3	1
OH	5	5	0
OK	7	7	0

State	Allocated	Designated	Filled
OR	6	0	0
PA	5	3	1
PR	2	0	0
RI	2	0	0
RM	1	1	0
SC	3	3	1
SD	6	6	1
TN	4	4	0
TX	8	8	2
UT	6	2	0
VT	2	1	0
VA	5	4	1
WA	6	0	0
WV	2	2	2
WI	7	5	4
WY	6	3	1
Fed	4	4	0
TOTAL	266*	184	43

* One nomination is allocated for each of the seven U.S. territories and the District of Columbia, but only the Republic of the Marshall Islands (RM) had a designated shortage area. There are two possible reasons shortages are not designated: (1) the jurisdiction did not submit a shortage situation nomination, or (2) the jurisdiction submitted a shortage situation nomination, but it did not receive designation.



Location of Renewal Awards By State or Federal Jurisdiction

State	Filled
AR	1
IA	1
NJ	1
PA	1
VA	1
TOTAL	5



Veterinary Shortage Areas

Description of Shortage Types

Type I Shortage - 80 Percent or Greater Private Practice Food Supply Veterinary Medicine

The Type I shortage situation must entail at least an 80 percent time commitment to private practice food supply veterinary medicine. The shortage situation may be located anywhere (rural or non-rural) so long as the veterinary service shortages to be mitigated are consistent with the definition of “practice of food supply veterinary medicine.”

Type II Shortage - 30 Percent or Greater Private Practice Food Supply Veterinary Medicine in a Rural Area

The shortage situation must be in an area satisfying the definition of “rural.” The minimum 30 percent time commitment of an award recipient to serve in a rural shortage situation is in recognition of the fact that there may be some remote or economically depressed rural areas in need of food animal veterinary services that are unable to support a practitioner predominately serving the food animal sector, yet the need for food animal veterinary services for an existing, relatively small, proportion of available food animal business is great.

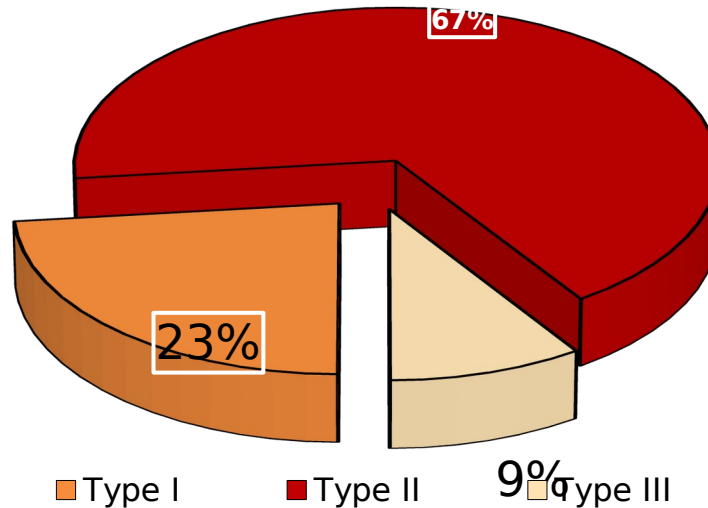
Type III Shortage - 49 Percent or Greater Public Practice

This is a broad nomination category comprising many types of specialized veterinary training and employment areas relating to food supply and public health veterinary workforce capacity and capability. These positions are typically located in city, county, State and Federal Government, and institutions of higher education. Examples of positions within the public practice sector include university faculty and staff, veterinary laboratory diagnostician, County Public Health Officer, State Veterinarian, State Public Health Veterinarian, State Epidemiologist, FSIS meat inspector, Animal and Plant Health Inspection Service (APHIS) Area Veterinarian in Charge (AVIC), and Federal Veterinary Medical Officer (VMO).

Veterinary Shortage Areas: Designated and Filled By Shortage Type, New Awards

Type	Designated	Filled	% of Designated Areas Filled
I	20	10	50.0%
II	135	29	21.5%
III	29	4	13.8%
Total	184	43	23.4%

Distribution of Areas Filled

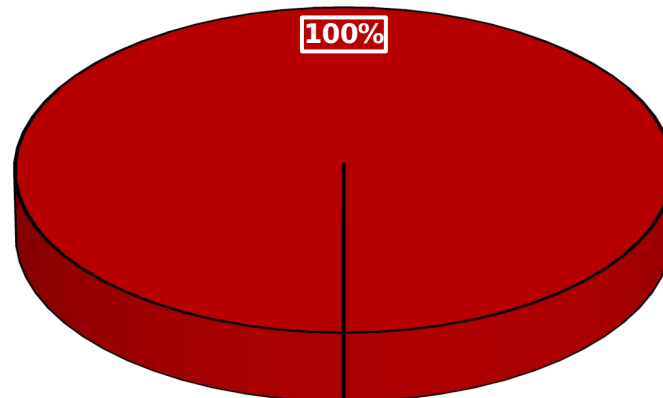




Veterinary Shortage Areas: Renewal Awards By Shortage Type

Type	Filled	% of Awards Filled
I	0	0%
II	5	10.4%
III	0	0%
Total	5	10.4%

Distribution of Areas Filled



■ Type I

■ Type II

■ Type III



VMLRP Directory

Website: www.nifa.usda.gov/vmlrp

Email: vmlrp@nifa.usda.gov

Fax: (202) 720-6486

2015 VMLRP Staff

Gary B. Sherman, MS, DVM, PhD National Program Leader, Veterinary Science

Danielle M. Tack, DVM, MPVM Program Coordinator

Lisa N. Stephens Program Specialist

Lisa DePaolo Policy Analyst

Joseph Perez Program Analyst

Hilary Whitfield II Program Assistant

Omar Lugo Program Assistant