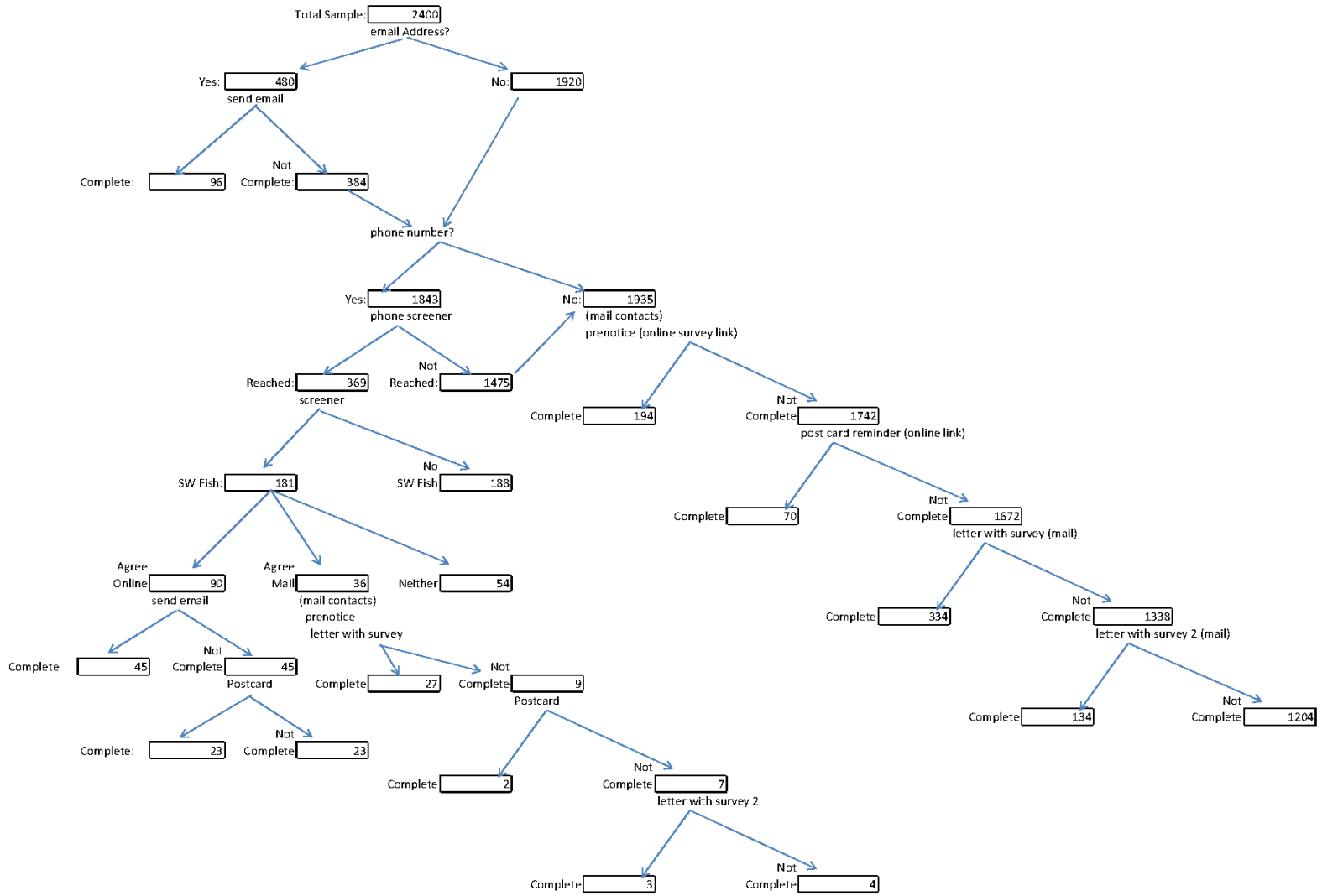
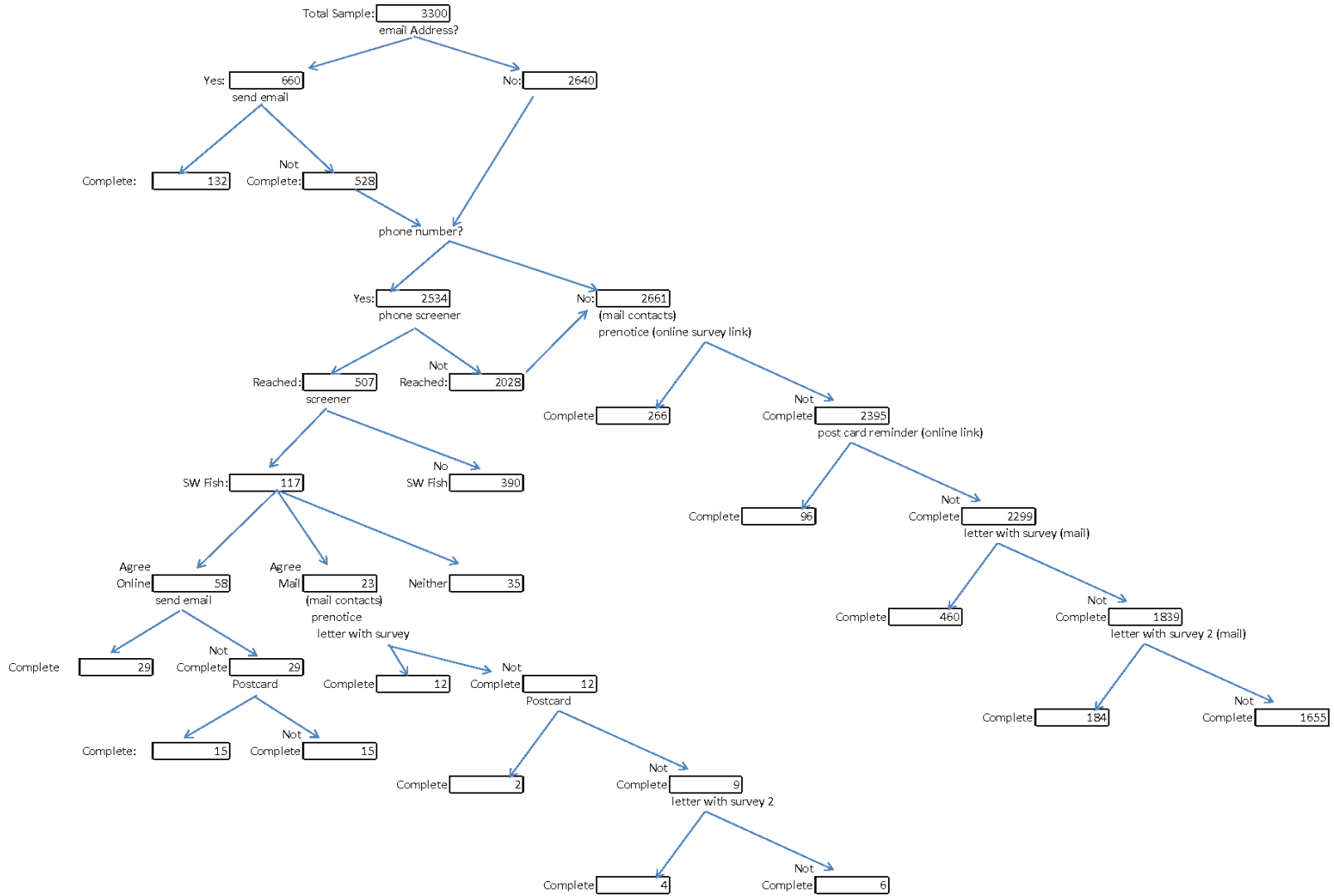


**APPENDIX:**

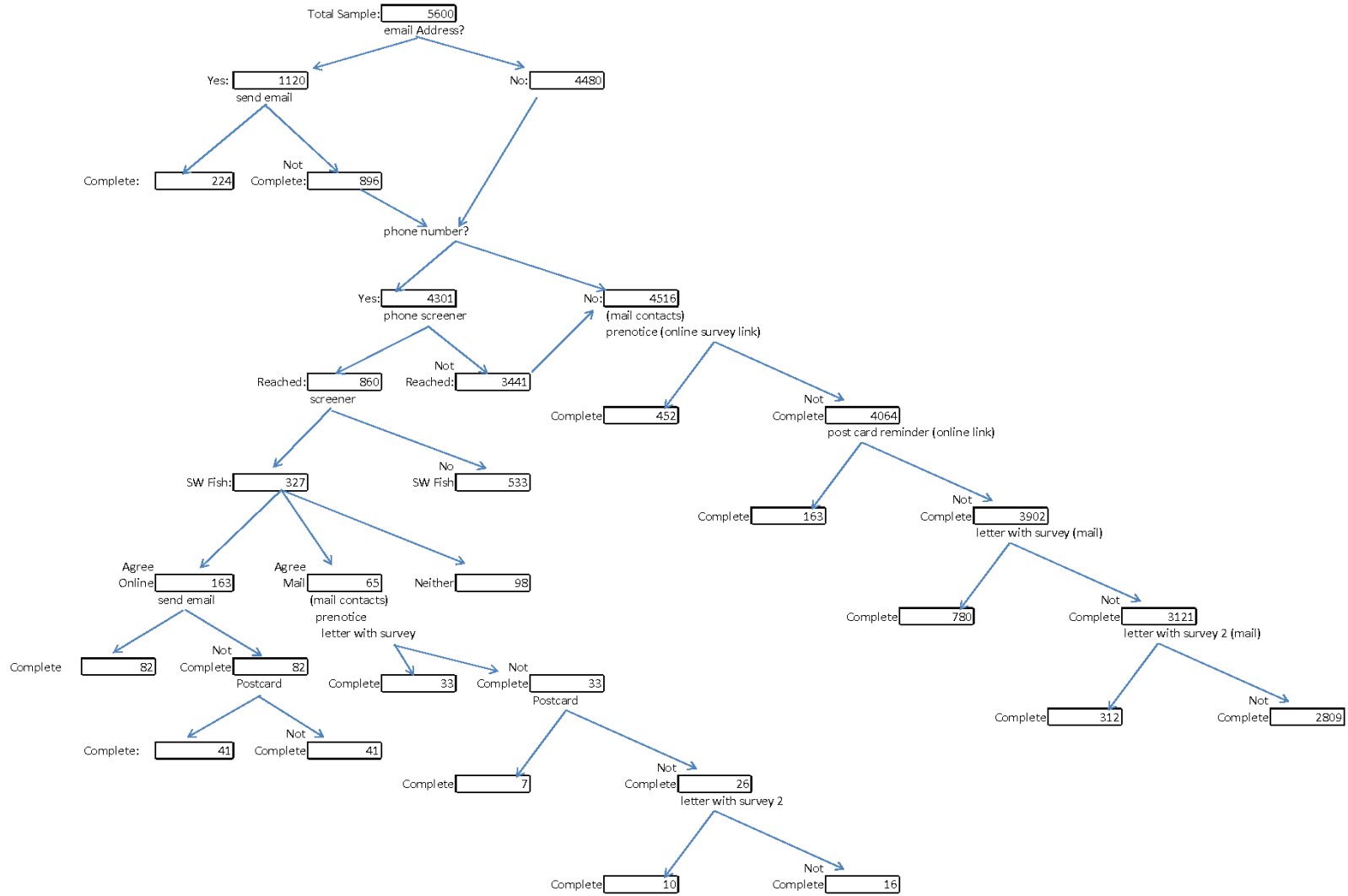
This appendix contains supporting details for the burden estimate contained in this Supporting Statement. In particular, flowcharts of the contacts are provided for each state along with estimates of the factors that affect this calculation, such as the percentage of the population in the sample frame that have a valid email address and phone number.



**Figure A1.** Contact Flowchart for Washington State



**Figure A2. Contact Flowchart for Oregon State**



**Figure A3.** Contact Flowchart for California State

**Table A1.** Factors Contributing to Burden Estimate

<b>Factor</b>	<b>State</b>	<b>Estimate</b>
Email address in licensing database	WA	20%
	OR	20%
	CA	20%
Phone number in licensing database	WA	80%
	OR	80%
	CA	80%
Reached by phone attempt	WA	20%
	OR	20%
	CA	20%
Qualify, saltwater angler	WA	49%
	OR	23%
	CA	38%
Complete after email invite only	WA	20%
	OR	20%
	CA	20%
Complete after phone invite	WA	75%
	OR	75%
	CA	75%
Complete after mail invite	WA	20%
	OR	20%
	CA	10%
Prenotice only response rate	WA	10%
	OR	10%
	CA	10%
Postcard only response rate	WA	4%
	OR	4%
	CA	4%
1st mailing response rate	WA	20%
	OR	20%
	CA	20%
2nd mailing response rate	WA	10%
	OR	10%
	CA	10%
Agree online, phone screener	WA	50%
	OR	50%
	CA	50%
Agree mail, phone screener	WA	20%
	OR	20%
	CA	20%
Minutes to complete, saltwater angler	All	25
Minutes to complete, non-saltwater angler	All	10
Minutes to complete phone survey	All	3