


# Washington Sport Fishing Survey



OMB Control #0648-#### expires ##/##/##.

Response to this request is voluntary and anonymous. Notwithstanding any other provisions of the law; no person is required to respond to, nor shall any person be subject to a penalty for failure to comply with a collection of information subject to the requirement of the Paperwork Reduction Act, unless that collection of information displays a currently valid OMB Control Number. Public reporting burden for this survey is estimated to average 30 minutes per response, including the time for reviewing instructions, searching existing data sources, gathering and maintaining the data needed, and completing and reviewing the collection of information. Send comments regarding this burden estimate or any other aspect of this collection of information, including suggestions for reducing this burden, to Leif Anderson, NWFSC FRAM Division, 2725 Montlake Blvd. E, Seattle, WA 98112-2097.



This survey is voluntary.  
All responses are anonymous.

**NOAA**  
**FISHERIES**



## Section A: Your Washington Sport Fishing Activities

The questions in this survey are about YOU and YOUR fishing activities and preferences. Except when asked, please do not include any information from other household members or other fishing party members.

Please print clearly.

Write numbers as two digits: 1 trip =   Fill in boxes with a  or



A1

How much do you like fishing compared to other recreational activities?

<input type="checkbox"/>	Fishing is my favorite recreational activity.
<input type="checkbox"/>	I like fishing and other recreational activities about the same.
<input type="checkbox"/>	I like other recreational activities more than fishing.



A2

Do you prefer saltwater or freshwater fishing?

<input type="checkbox"/>	I prefer saltwater fishing.
<input type="checkbox"/>	I prefer freshwater fishing.
<input type="checkbox"/>	I do not have a preference or don't know.



A3

Have you FRESHWATER sport fished in Washington in the last 12 months?

<input type="checkbox"/>	Yes	<input checked="" type="radio"/>	Continue	<input type="checkbox"/>	No	<input checked="" type="radio"/>	Skip to A4
--------------------------	-----	----------------------------------	----------	--------------------------	----	----------------------------------	------------

Approximately how many days (count partial days as full days) did you freshwater fish in Washington in the last 12 months?

# **Freshwater days** last 12 months:



A4

Have you SALTWATER sport fished in Washington in the last 12 months? (Saltwater is defined as all waters seaward of river or stream mouths, including estuaries, and the Columbia River seaward of the Tongue Point-Rocky Point line.)

<input type="checkbox"/>	Yes	<input checked="" type="radio"/>	Continue	<input type="checkbox"/>	No	<input checked="" type="radio"/>	Skip to Section D on page 15
--------------------------	-----	----------------------------------	----------	--------------------------	----	----------------------------------	------------------------------

Approximately how many days (count partial days as full days) did you saltwater fish in Washington in the last 12 months from a private boat, from a charter boat, and from the shore?

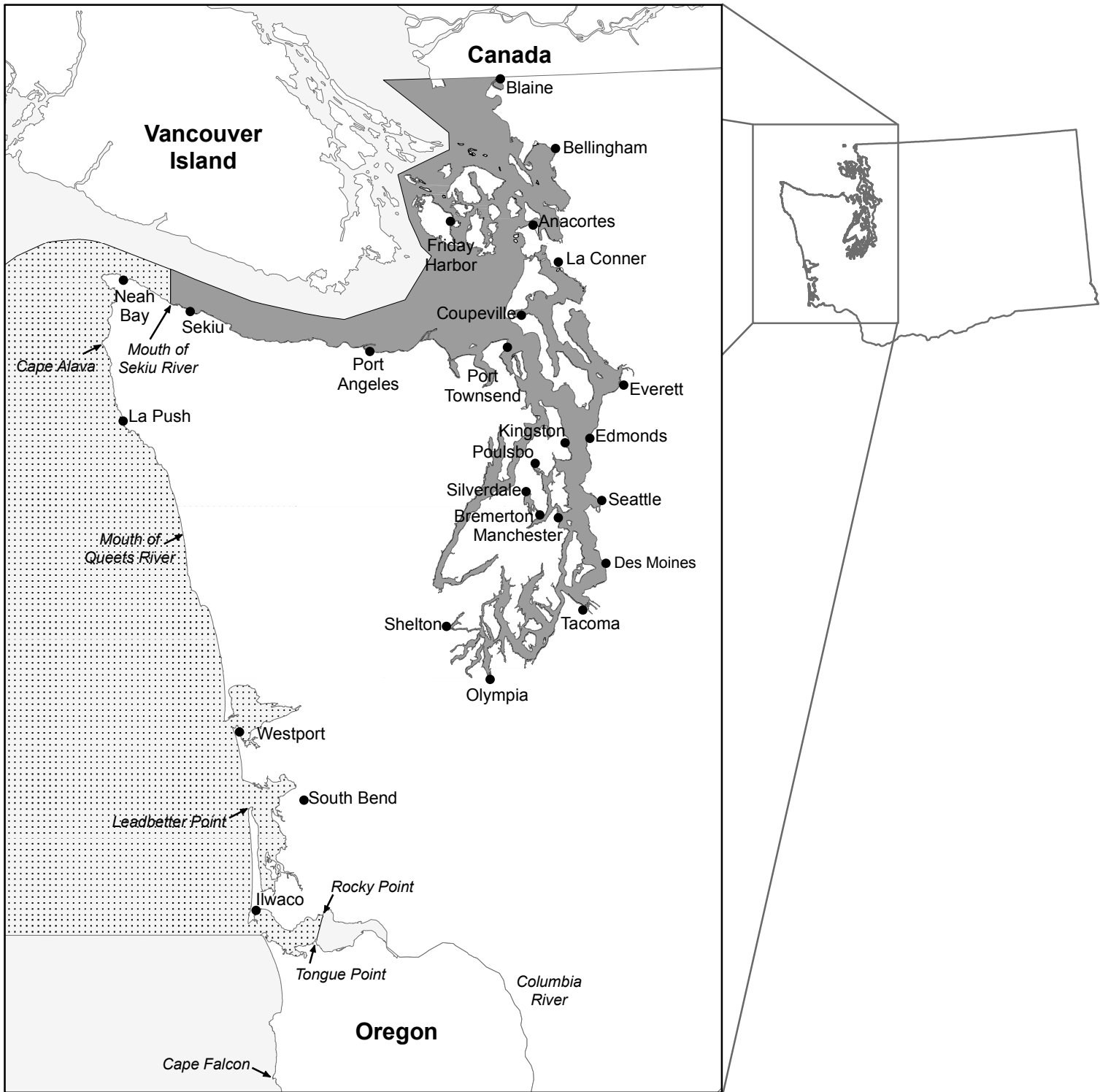
# **Saltwater days** last 12 months:

... from a private boat:

... from a charter boat:

... from the shore:

Please use this map of Washington saltwater fishing locations when answering the questions on the next 3 pages.





Have you ever taken trips targeting TUNA in Washington?

<input type="checkbox"/> Yes	<input type="checkbox"/> No
------------------------------	-----------------------------

Yes Continue
  No Skip to A7



How many TUNA trips did you take in the past 12 months in Washington?

# Tuna trips last 12 months:



Do you plan on taking any TUNA trips in the next 12 months in Washington?

<input type="checkbox"/>	No, I do not plan on taking any tuna trips in the next 12 months.		Skip to A11
<input type="checkbox"/>	Yes, I plan on taking <input type="text"/> <input type="text"/> tuna trips in the next 12 months.		Continue to A8



From the locations given on the map, where are you most likely to board the boat on a future TUNA fishing trip in Washington? **(mark one location)**

<input type="checkbox"/> Anacortes	<input type="checkbox"/> Edmonds	<input type="checkbox"/> La Conner	<input type="checkbox"/> Port Angeles	<input type="checkbox"/> Shelton
<input type="checkbox"/> Bellingham	<input type="checkbox"/> Everett	<input type="checkbox"/> La Push	<input type="checkbox"/> Port Townsend	<input type="checkbox"/> Silverdale
<input type="checkbox"/> Blaine	<input type="checkbox"/> Friday Harbor	<input type="checkbox"/> Manchester	<input type="checkbox"/> Poulsbo	<input type="checkbox"/> South Bend
<input type="checkbox"/> Bremerton	<input type="checkbox"/> Ilwaco	<input type="checkbox"/> Neah Bay	<input type="checkbox"/> Seattle	<input type="checkbox"/> Tacoma
<input type="checkbox"/> Coupeville	<input type="checkbox"/> Kingston	<input type="checkbox"/> Olympia	<input type="checkbox"/> Sekiu	<input type="checkbox"/> Westport
<input type="checkbox"/> Des Moines	<input type="checkbox"/> Other (specify): _____			



On your TUNA trips, do you typically fish from a private boat (yours or a friend's) or from a charter boat? **(mark only one)**

<input type="checkbox"/>	Private boat (my own)
<input type="checkbox"/>	Private boat (friend or family's)
<input type="checkbox"/>	Charter boat



On the TUNA trips you take, do you typically stay one or more nights in a house you own, a vacation rental, a hotel / motel, a campground, or sleep on the boat? **(mark only one)**

<input type="checkbox"/>	No. This is usually a day trip.
<input type="checkbox"/>	House I own
<input type="checkbox"/>	Vacation rental
<input type="checkbox"/>	Hotel, motel, or B&B
<input type="checkbox"/>	Campground or trailer park
<input type="checkbox"/>	Sleep on the boat
<input type="checkbox"/>	Other lodging: _____

**A11**

Have you ever taken trips targeting saltwater SALMON in Washington?

<input type="checkbox"/> Yes	<input checked="" type="radio"/> Continue	<input type="checkbox"/> No	<input checked="" type="radio"/> Skip to A13
------------------------------	---	-----------------------------	--

**A12**

How many saltwater SALMON trips did you take in the past 12 months in Washington?

# Saltwater salmon trips last 12 months:  **A13**

Do you plan on taking any saltwater SALMON trips in the next 12 months in Washington?

<input type="checkbox"/>	No, I do not plan on taking any saltwater salmon trips in the next 12 months.	<input checked="" type="radio"/> Skip to A17
<input type="checkbox"/>	Yes, I plan on taking <input type="text"/> <input type="text"/> saltwater salmon trips in the next 12 months.	<input checked="" type="radio"/> Continue to A14

**A14**From the locations given on the map, where are you most likely to board the boat on a future saltwater SALMON fishing trip in Washington? (**mark one location**)

<input type="checkbox"/> Anacortes	<input type="checkbox"/> Edmonds	<input type="checkbox"/> La Conner	<input type="checkbox"/> Port Angeles	<input type="checkbox"/> Shelton
<input type="checkbox"/> Bellingham	<input type="checkbox"/> Everett	<input type="checkbox"/> La Push	<input type="checkbox"/> Port Townsend	<input type="checkbox"/> Silverdale
<input type="checkbox"/> Blaine	<input type="checkbox"/> Friday Harbor	<input type="checkbox"/> Manchester	<input type="checkbox"/> Poulsbo	<input type="checkbox"/> South Bend
<input type="checkbox"/> Bremerton	<input type="checkbox"/> Ilwaco	<input type="checkbox"/> Neah Bay	<input type="checkbox"/> Seattle	<input type="checkbox"/> Tacoma
<input type="checkbox"/> Coupeville	<input type="checkbox"/> Kingston	<input type="checkbox"/> Olympia	<input type="checkbox"/> Sekiu	<input type="checkbox"/> Westport
<input type="checkbox"/> Des Moines	<input type="checkbox"/> Other (specify): _____			

**A15**On your saltwater SALMON trips, do you typically fish from a private boat (yours or a friend's) or from a charter boat? (**mark only one**)

<input type="checkbox"/>	Private boat (my own)
<input type="checkbox"/>	Private boat (friend or family's)
<input type="checkbox"/>	Charter boat

**A16**On the saltwater SALMON trips you take, do you typically stay one or more nights in a house you own, a vacation rental, a hotel / motel, a campground, or sleep on the boat? (**mark only one**)

<input type="checkbox"/>	No. This is usually a day trip.
<input type="checkbox"/>	House I own
<input type="checkbox"/>	Vacation rental
<input type="checkbox"/>	Hotel, motel, or B&B
<input type="checkbox"/>	Campground or trailer park
<input type="checkbox"/>	Sleep on the boat
<input type="checkbox"/>	Other lodging: _____



Have you ever taken trips targeting BOTTOMFISH in Washington?

<input type="checkbox"/> Yes	<input checked="" type="radio"/> Continue	<input type="checkbox"/> No	<input checked="" type="radio"/> Skip to A19
------------------------------	---	-----------------------------	--



How many BOTTOMFISH trips did you take in the past 12 months in Washington?

# **Bottomfish trips** last 12 months:



Do you plan on taking any BOTTOMFISH trips in the next 12 months in Washington?

<input type="checkbox"/>	No, I do not plan on taking any bottomfish trips in the next 12 months.	<input checked="" type="radio"/> Skip to A24
<input type="checkbox"/>	Yes, I plan on taking <input type="text"/> <input type="text"/> bottomfish trips in the next 12 months.	<input checked="" type="radio"/> Continue to A20



From the locations given on the map, where are you most likely to board the boat on a future BOTTOMFISH fishing trip in Washington? (**mark one location**)

<input type="checkbox"/> Anacortes	<input type="checkbox"/> Edmonds	<input type="checkbox"/> La Conner	<input type="checkbox"/> Port Angeles	<input type="checkbox"/> Shelton
<input type="checkbox"/> Bellingham	<input type="checkbox"/> Everett	<input type="checkbox"/> La Push	<input type="checkbox"/> Port Townsend	<input type="checkbox"/> Silverdale
<input type="checkbox"/> Blaine	<input type="checkbox"/> Friday Harbor	<input type="checkbox"/> Manchester	<input type="checkbox"/> Poulsbo	<input type="checkbox"/> South Bend
<input type="checkbox"/> Bremerton	<input type="checkbox"/> Ilwaco	<input type="checkbox"/> Neah Bay	<input type="checkbox"/> Seattle	<input type="checkbox"/> Tacoma
<input type="checkbox"/> Coupeville	<input type="checkbox"/> Kingston	<input type="checkbox"/> Olympia	<input type="checkbox"/> Sekiu	<input type="checkbox"/> Westport
<input type="checkbox"/> Des Moines	<input type="checkbox"/> Other (specify): _____			



On your BOTTOMFISH trips, do you typically fish from a private boat (yours or a friend's) or from a charter boat? (**mark only one**)

<input type="checkbox"/>	Private boat (my own)
<input type="checkbox"/>	Private boat (friend or family's)
<input type="checkbox"/>	Charter boat



On the BOTTOMFISH trips you take, do you typically stay one or more nights in a house you own, a vacation rental, a hotel / motel, a campground, or sleep on the boat? (**mark only one**)

<input type="checkbox"/>	No. This is usually a day trip.
<input type="checkbox"/>	House I own
<input type="checkbox"/>	Vacation rental
<input type="checkbox"/>	Hotel, motel, or B&B
<input type="checkbox"/>	Campground or trailer park
<input type="checkbox"/>	Sleep on the boat
<input type="checkbox"/>	Other lodging: _____



**A23** For your saltwater fishing trips, is fishing the primary purpose of taking a trip?

<input type="checkbox"/>	Yes
<input type="checkbox"/>	Fishing and other purposes are equally important
<input type="checkbox"/>	No, the primary purpose is for something other than fishing



**A24** Below are some reasons why you might saltwater sport fish in Washington. Mark how much you agree or disagree with each statement.

“I saltwater sport fish in Washington to ... “	Strongly Agree	Agree	Feel Neutral	Disagree	Strongly Disagree
... Spend time outdoors	<input type="checkbox"/>	<input type="checkbox"/>	<input type="checkbox"/>	<input type="checkbox"/>	<input type="checkbox"/>
... Spend time with family	<input type="checkbox"/>	<input type="checkbox"/>	<input type="checkbox"/>	<input type="checkbox"/>	<input type="checkbox"/>
... Spend time with friends or others	<input type="checkbox"/>	<input type="checkbox"/>	<input type="checkbox"/>	<input type="checkbox"/>	<input type="checkbox"/>
... Relax	<input type="checkbox"/>	<input type="checkbox"/>	<input type="checkbox"/>	<input type="checkbox"/>	<input type="checkbox"/>
... Get some exercise	<input type="checkbox"/>	<input type="checkbox"/>	<input type="checkbox"/>	<input type="checkbox"/>	<input type="checkbox"/>
... Eat something I caught myself	<input type="checkbox"/>	<input type="checkbox"/>	<input type="checkbox"/>	<input type="checkbox"/>	<input type="checkbox"/>
... Provide food for me or my family	<input type="checkbox"/>	<input type="checkbox"/>	<input type="checkbox"/>	<input type="checkbox"/>	<input type="checkbox"/>



# Section B: Your Typical Washington Saltwater Fishing Trip Expenses



**B1** Do you take more boat trips targeting tuna, salmon, or bottomfish?

<input type="checkbox"/>	Tuna
<input type="checkbox"/>	Salmon
<input type="checkbox"/>	Bottomfish



**B2** Are these trips typically from a private boat or a charter boat?

<input type="checkbox"/>	Private
<input type="checkbox"/>	Charter



**B3** On the type of trip marked above (tuna, salmon, or bottomfish; private or charter), about how much money did you or your household spend per trip in each of the following expenditure categories? For each type, indicate the number of people covered by the expenditure.

TYPE of EXPENDITURE		Expenditures by you or your household (round to nearest dollar)	# of people covered by this expense (including you)
Fishing Cost	Charter or guide fees	\$ <input type="text"/> <input type="text"/> <input type="text"/> <input type="text"/> <input type="text"/> .00	<input type="text"/> <input type="text"/>
	Fish filleting fees and tips	\$ <input type="text"/> <input type="text"/> <input type="text"/> <input type="text"/> <input type="text"/> .00	<input type="text"/> <input type="text"/>
	Bait	\$ <input type="text"/> <input type="text"/> <input type="text"/> <input type="text"/> <input type="text"/> .00	<input type="text"/> <input type="text"/>
	Ice	\$ <input type="text"/> <input type="text"/> <input type="text"/> <input type="text"/> <input type="text"/> .00	<input type="text"/> <input type="text"/>
	Boat fuel	\$ <input type="text"/> <input type="text"/> <input type="text"/> <input type="text"/> <input type="text"/> .00	<input type="text"/> <input type="text"/>
	Launch, haul out, parking fees	\$ <input type="text"/> <input type="text"/> <input type="text"/> <input type="text"/> <input type="text"/> .00	<input type="text"/> <input type="text"/>
Transportation	Auto, truck, or RV fuel	\$ <input type="text"/> <input type="text"/> <input type="text"/> <input type="text"/> <input type="text"/> .00	<input type="text"/> <input type="text"/>
	Auto or RV rental	\$ <input type="text"/> <input type="text"/> <input type="text"/> <input type="text"/> <input type="text"/> .00	<input type="text"/> <input type="text"/>
	Airfare	\$ <input type="text"/> <input type="text"/> <input type="text"/> <input type="text"/> <input type="text"/> .00	<input type="text"/> <input type="text"/>
	Ferry	\$ <input type="text"/> <input type="text"/> <input type="text"/> <input type="text"/> <input type="text"/> .00	<input type="text"/> <input type="text"/>
	Other transportation: _____	\$ <input type="text"/> <input type="text"/> <input type="text"/> <input type="text"/> <input type="text"/> .00	<input type="text"/> <input type="text"/>
Lodging / Food	Campgrounds and trailer parks	\$ <input type="text"/> <input type="text"/> <input type="text"/> <input type="text"/> <input type="text"/> .00	<input type="text"/> <input type="text"/>
	Hotels, motels, and B&B	\$ <input type="text"/> <input type="text"/> <input type="text"/> <input type="text"/> <input type="text"/> .00	<input type="text"/> <input type="text"/>
	Vacation rental	\$ <input type="text"/> <input type="text"/> <input type="text"/> <input type="text"/> <input type="text"/> .00	<input type="text"/> <input type="text"/>
	Grocery and convenience stores	\$ <input type="text"/> <input type="text"/> <input type="text"/> <input type="text"/> <input type="text"/> .00	<input type="text"/> <input type="text"/>
	Restaurants and bars	\$ <input type="text"/> <input type="text"/> <input type="text"/> <input type="text"/> <input type="text"/> .00	<input type="text"/> <input type="text"/>
	Other lodging / food: _____	\$ <input type="text"/> <input type="text"/> <input type="text"/> <input type="text"/> <input type="text"/> .00	<input type="text"/> <input type="text"/>

## Section C: Trips You Would Likely Take During a Season

In this section, we'd like you to think about the saltwater fishing trips you are likely to take in a typical season, and how changes in target species availability, catch rates, bag limits, depth restrictions, or fishing costs would affect your plans.

**Target species:** The primary type of saltwater fish (tuna, salmon, bottomfish) targeted by the boat.

**Expected catch:** The total number of each species you expect to catch per day based on current fishing reports.

**Bag limit:** The number of fish you are legally allowed to keep per day.

**Fishing cost:** Your personal share of the daily fishing cost. The fishing costs in the tables vary from trip to trip due to uncertainty about future prices of things like boat fuel and charter operations. This will allow your answers to be used in the future as well as today. Please remember you would also need to pay for travel to the boat launch site and may also need to pay for lodging, if you would take an overnight trip.

**Private boat cost:** If you typically use a private boat for this target species, please consider the listed private boat cost when making your selection. These costs would include bait, ice, daily moorage or launch fees, and boat fuel.


**Charter boat cost:** If you typically use a charter boat for this target species, please consider the listed charter boat cost when making your selection. These costs include all charter fees and tips. Please treat all charter trips as being taken on the same type of boat and having the same amenities, regardless of cost.




Suppose that you had the choice between three boat fishing trips in Washington saltwater (Choice A, Choice B, or Choice C) or not taking a boat fishing trip in Washington saltwater (Choice D). Please review the table and answer the questions below, indicating which of these three choices you like best and second best.

		Choice A	Choice B	Choice C	Choice D
Target species		Tuna	Salmon	Bottomfish	Do something other than boat fishing in Washington saltwater  ... shore fishing in saltwater ... freshwater fishing ... do something other than fishing
Expected catch (average per person per day)		5 albacore	0.75 silver	6 rockfish	
Bag limit		No limit	1 silver	8 rockfish	
Fishing cost (per person per day)	Private	\$175	\$100	\$50	
	Charter	\$425	\$175	\$100	


If you were presented with these four choices (A, B, C, D), which one would you choose to do?  
(mark only one)


Choice A 
Choice B 
Choice C 
Choice D

If your first choice was not available, what would be your second choice?  
(mark only one)


Choice A 
Choice B 
Choice C 
Choice D

If your first and second choices were not available, what would be your third choice?  
(mark only one)


Choice A 
Choice B 
Choice C 
Choice D

**C2** Suppose that you had the choice between two boat fishing trips in Washington saltwater (Choice A or Choice C) or not taking a boat fishing trip in Washington saltwater (Choice D). Suppose that saltwater salmon fishing (Choice B) is currently closed. Please review the table and answer the questions below, indicating which of these three choices you like best and second best.

		Choice A	Choice B	Choice C	Choice D
Target species		Tuna	Salmon	Bottomfish	Do something other than boat fishing in Washington saltwater  ... shore fishing in saltwater ... freshwater fishing ... do something other than fishing
Expected catch (average per person per day)		8 albacore	Closed	6 rockfish	
Bag limit		No limit	Closed	8 rockfish	
Fishing cost (per person per day)	Private	\$200	N/A	\$50	
	Charter	\$450	N/A	\$100	

If you were presented with these three choices (A, C, D), which one would you choose to do?  
(mark only one)


Choice A 
Choice C 
Choice D

If your first choice was not available, what would be your second choice?  
(mark only one)


Choice A 
Choice C 
Choice D


If your first and second choices were not available, what would be your third choice?  
(mark only one)


Choice A 
Choice C 
Choice D


**C3** Suppose that you had the choice between three boat fishing trips in Washington saltwater (Choice A, Choice B, or Choice C) or not taking a boat fishing trip in Washington saltwater (Choice D). Please review the table and answer the questions below, indicating which of these three choices you like best and second best.

		Choice A	Choice B	Choice C	Choice D
Target species		Tuna	Salmon	Bottomfish	Do something other than boat fishing in Washington saltwater  ... shore fishing in saltwater ... freshwater fishing ... do something other than fishing
Expected catch (average per person per day)		5 albacore	2 king	4 rockfish	
Bag limit		No limit	1 king	8 rockfish	
Depth restrictions		None	None	Closed deeper than 120 feet	
Fishing cost (per person per day)	Private	\$120	\$100	\$50	
	Charter	\$350	\$200	\$100	


If you were presented with these four choices (A, B, C, D), which one would you choose to do?  
(mark only one)


Choice A 
Choice B 
Choice C 
Choice D

If your first choice was not available, what would be your second choice?  
(mark only one)


Choice A 
Choice B 
Choice C 
Choice D

If your first and second choices were not available, what would be your third choice?  
(mark only one)


Choice A 
Choice B 
Choice C 
Choice D

**C4**

Suppose that you had the choice between three boat fishing trips in Washington saltwater (Choice A, Choice B, or Choice C) or not taking a boat fishing trip in Washington saltwater (Choice D). Please review the table and answer the questions below, indicating which of these three choices you like best and second best.

		Choice A	Choice B	Choice C	Choice D
Target species		Tuna	Salmon	Bottomfish	Do something other than boat fishing in Washington saltwater  ... shore fishing in saltwater ... freshwater fishing ... do something other than fishing
Expected catch (average per person per day)		5 albacore	0.75 silver	6 rockfish	
Bag limit		No limit	1 silver	10 rockfish	
Fishing cost (per person per day)	Private	\$150	\$75	\$75	
	Charter	\$400	\$150	\$120	

If you were presented with these four choices (A, B, C, D), which one would you choose to do?  
(mark only one)



Choice A <input type="checkbox"/>	Choice B <input type="checkbox"/>	Choice C <input type="checkbox"/>	Choice D <input type="checkbox"/>
-----------------------------------	-----------------------------------	-----------------------------------	-----------------------------------

If your first choice was not available, what would be your second choice?  
(mark only one)



Choice A <input type="checkbox"/>	Choice B <input type="checkbox"/>	Choice C <input type="checkbox"/>	Choice D <input type="checkbox"/>
-----------------------------------	-----------------------------------	-----------------------------------	-----------------------------------

If your first and second choices were not available, what would be your third choice?  
(mark only one)



Choice A <input type="checkbox"/>	Choice B <input type="checkbox"/>	Choice C <input type="checkbox"/>	Choice D <input type="checkbox"/>
-----------------------------------	-----------------------------------	-----------------------------------	-----------------------------------

## Section D: About You and Your Household

The following questions will help us know more about saltwater anglers. The information you provide will remain **STRICTLY CONFIDENTIAL**, and you will not be identified with your answers.



**D1** In what year were you born?

Year:



**D2** Are you . . . ?

Male  Female



**D3** What is the highest level of education you have completed? (mark one response)

<input type="checkbox"/>	Some high school
<input type="checkbox"/>	High school graduate
<input type="checkbox"/>	Technical school
<input type="checkbox"/>	Some college
<input type="checkbox"/>	College graduate or more



**D4** How many adults and children (under 18) are there in your household including yourself?

# Adults:  # Children:




**D5** Which of the following best describes your household's TOTAL annual income before taxes in 2016?

<input type="checkbox"/> Less than \$20,000	<input type="checkbox"/> \$80,000 - \$99,999
<input type="checkbox"/> \$20,000 - \$39,999	<input type="checkbox"/> \$100,000 - \$124,999
<input type="checkbox"/> \$40,000 - \$59,999	<input type="checkbox"/> \$125,000 - \$149,999
<input type="checkbox"/> \$60,000 - \$79,999	<input type="checkbox"/> \$150,000 or more




**D6** Are you employed part time or full time outside the home?

<input type="checkbox"/>	No, I am a homemaker, retired, or currently unemployed	<b>➡ Skip to the next page</b>
<input type="checkbox"/>	I work part time (less than 35 hours per week)	
<input type="checkbox"/>	I work full time (at least 35 hours per week)	



**D7** Approximately what is your personal hourly wage rate?

<input type="checkbox"/> \$5.00 - \$9.99	<input type="checkbox"/> \$20.00 - \$29.99	<input type="checkbox"/> \$50.00 - \$59.99
<input type="checkbox"/> \$10.00 - \$14.99	<input type="checkbox"/> \$30.00 - \$39.99	<input type="checkbox"/> \$60.00 - \$74.99
<input type="checkbox"/> \$15.00 - \$19.99	<input type="checkbox"/> \$40.00 - \$49.99	<input type="checkbox"/> \$75.00 or more



**D8** Do you take time off work to take saltwater fishing trips? (mark all that apply)

<input type="checkbox"/>	No
<input type="checkbox"/>	Yes, I take paid time off (vacation, sick leave)
<input type="checkbox"/>	Yes, I take unpaid time off

