

Animal Feed Network – PETNet & LivestockNet Reporting Forms

Contents

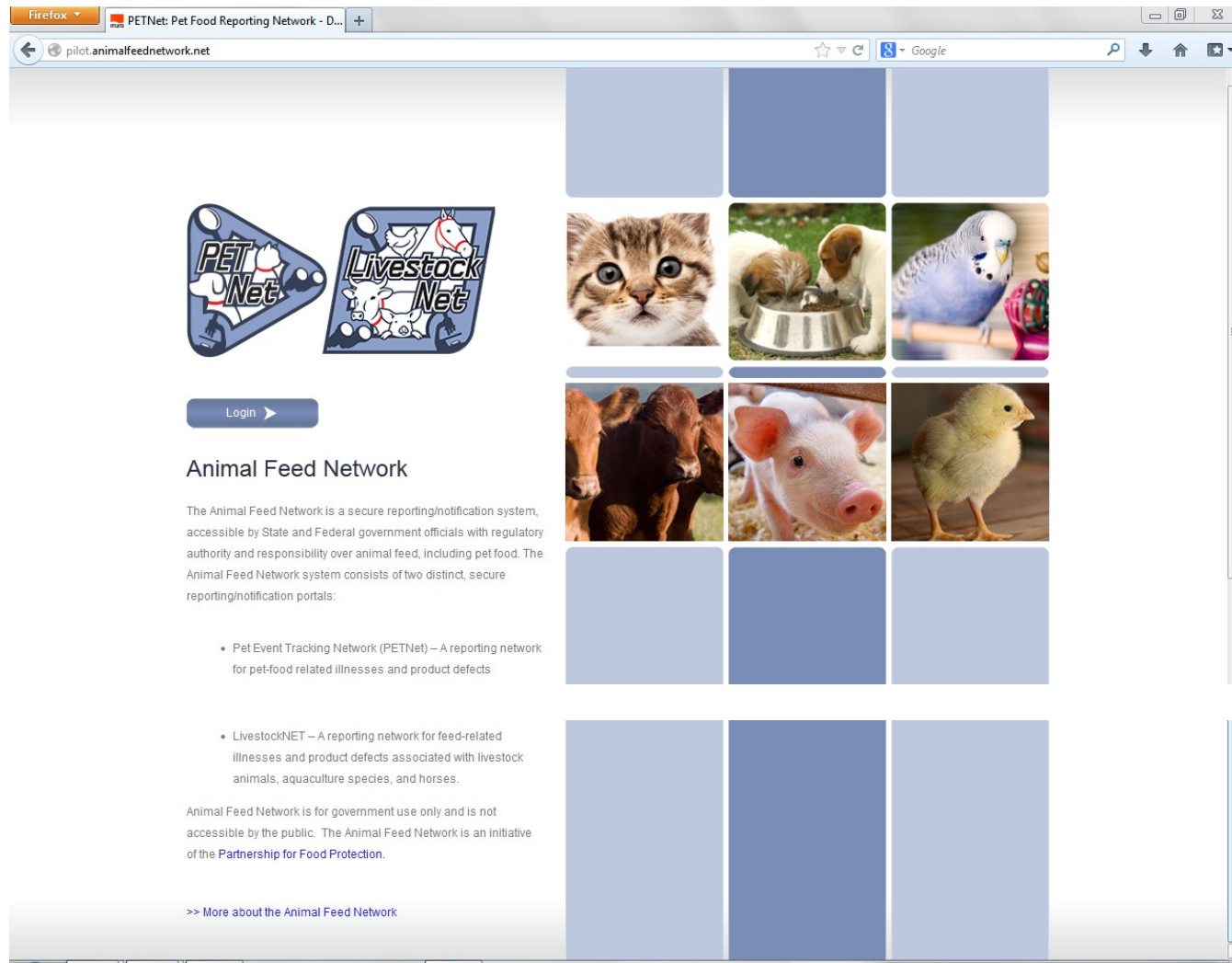
Introduction.....	2
Animal Feed Network – Public Facing Webpage.....	2
Animal Feed Network Log-in Webpage.....	3
Animal Feed Network – Portal Selection Webpage.....	3
PETNet Welcome Webpage.....	4
PETNet Reporting Form.....	5
PETNet Reporting Form - Instructions.....	8
PETNet OMB Language and References.....	9
LivestockNet Welcome Webpage.....	10
LivestockNet Reporting Form.....	10
LivestockNet Reporting Form - Instructions.....	14
LivestockNet OMB Language and References.....	15
Appendix A – PETNet Reporting Form Instructions.....	16
Appendix B – LivestockNet Menu Options for ‘Species Affected’ & ‘Class’.....	17
Appendix C – LivestockNet Reporting Form Instructions.....	19

Animal Feed Network – PETNet & LivestockNet Reporting Forms

Introduction

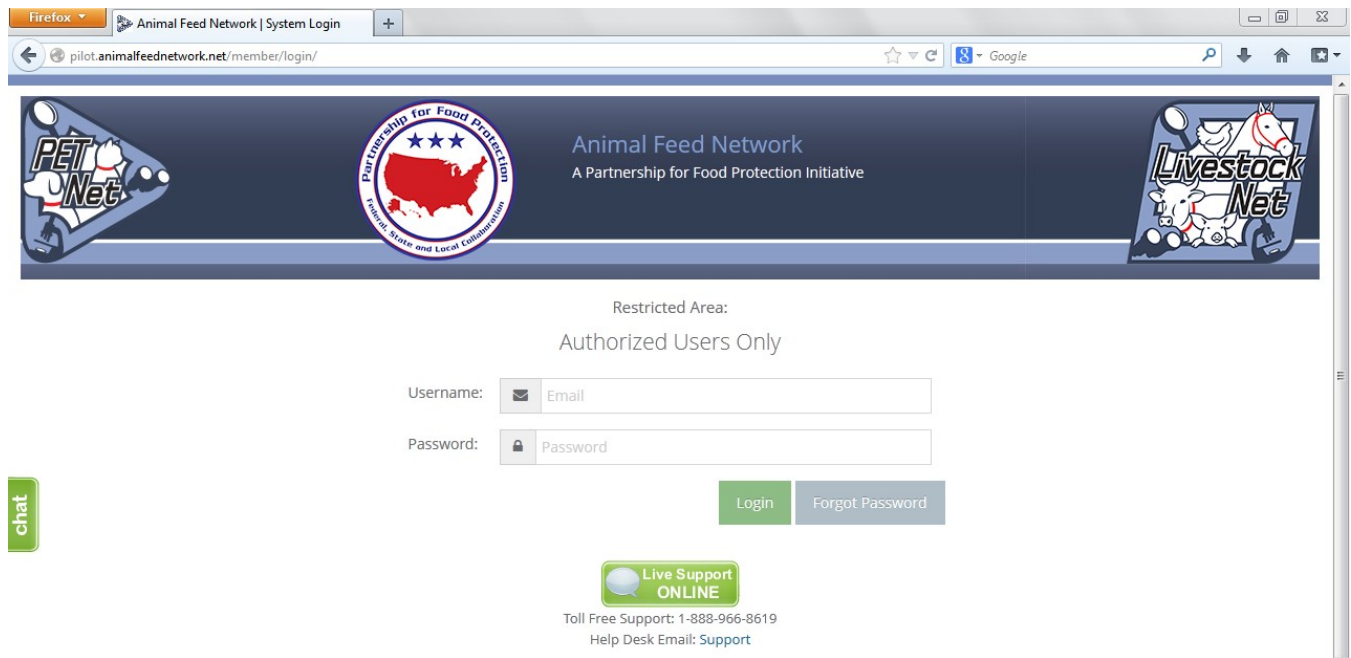
This document provides screenshots of the reporting forms housed within the two Animal Feed Network portals: PETNet and LivestockNet.

Animal Feed Network – Public Facing Webpage



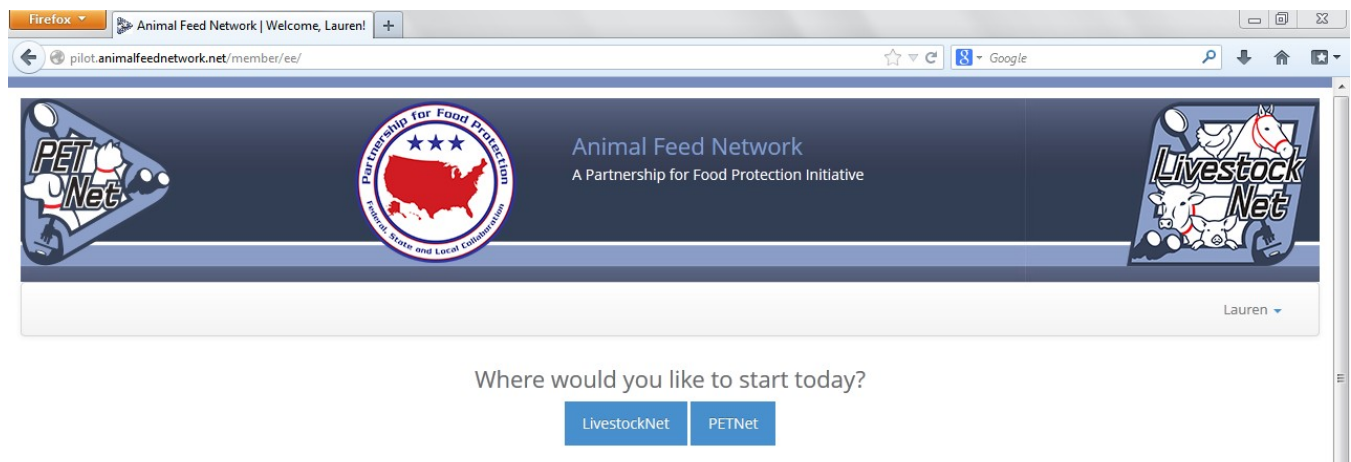
Animal Feed Network – PETNet & LivestockNet Reporting Forms

Animal Feed Network Log-in Webpage



The screenshot shows a web browser window with the URL `pilot.animalfeednetwork.net/member/login/`. The page features a dark blue header with three logos: PETNet, Partnership for Food Protection (with a map of the USA), and LivestockNet. The text "Animal Feed Network" and "A Partnership for Food Protection Initiative" is displayed. Below the header, the text "Restricted Area: Authorized Users Only" is centered. There are two input fields: "Username: Email" and "Password: Password". To the right of the password field are "Login" and "Forgot Password" buttons. On the left side, there is a green "chat" button. In the center, there is a "Live Support ONLINE" button with a phone icon, and below it, the text "Toll Free Support: 1-888-966-8619" and "Help Desk Email: Support".

Animal Feed Network – Portal Selection Webpage



The screenshot shows a web browser window with the URL `pilot.animalfeednetwork.net/member/ee/`. The page features the same dark blue header as the login page, with the logos and text. Below the header, the name "Lauren" is displayed with a dropdown arrow. The main content area contains the text "Where would you like to start today?" followed by two blue buttons: "LivestockNet" and "PETNet".

Animal Feed Network - PETNet & LivestockNet Reporting Forms

PETNet Welcome Webpage

The screenshot shows a Firefox browser window with the URL `pilot.animalfeednetwork.net/member/formx/index.cfm?template=formx&reportVersionsID=71CBA999-D8AC-C3F3-717B-896F96A9D56F`. The page features a dark blue header with the PETNet logo on the left, the Partnership for Food Protection logo in the center, and the LivestockNet logo on the right. Below the header is a navigation menu with links for PETNet, Portal, Report, Query, Submissions, Alerts, and Directory. A user name 'Lauren' is visible in the top right corner of the menu.

Below the navigation menu, the page displays a 'Welcome to PETNet' message. On the left, there is a 'Reports' section with two yellow folder icons: 'Add Report' and 'View Submissions'. A green 'chat' button is positioned to the left of these icons. Below the folder icons, a note states: 'Entry of a report into the system does not commit the Animal Feed Network member or their agency to any compliance activity or follow-up action associated with the entry.'

On the right side of the page, there is an 'Instructions/Training Materials' section with a list of links: 'Report Instructions', 'Submitting a Report Using a Web Form', 'Running Reports Using the Submission Querying Tool', 'Creating a New Watch Alert', and 'Event Tracker User Guide'.

Animal Feed Network - PETNet & LivestockNet Reporting Forms

PETNet Reporting Form

Firefox | Animal Feed Network | PETNet Event Tra... | pilot.animalfeednetwork.net/member/form/index.cfm?ModID=Mod1b&RspID=0

PETNet | Portal | Report | Query | Submissions | Alerts | Directory | Lauren

Display OMB Statement & Print Information

Questions with a * require a response
Information requested in "1. Pet Food Product Details" should be recorded and saved prior to completing Questions 2-12

1.) Pet Food Product Details

chat

a. Pet Food Name * ?

b. Lot Code ?

c. Product Form

- Can
- Dry Kibble
- Liquid
- Pellets
- Pouch
- Semi-Moist
- Treats
- Other Specify

d. Manufacturer ?

e. Distributor/Packer ?

chat Save Product Detail

Animal Feed Network – PETNet & LivestockNet Reporting Forms

At this point, the user can opt to either select 'Save Product Detail' and enter additional pet food product details as needed/desired before proceeding to the section of the reporting form called 'Case Info' or proceed directly to 'Case Info.'

1.) Pet Food Product Details

Display 10 records

Pet Food	Lot Code	Product Form	Manufacture	Distributor
Pet food 1	11aa22bb	Can	Manufacturer A	Distributor B

Showing 1 to 1 of 1 entries

[Add Another Product Detail Entry](#)

Case Info

2.) Species *

- Aquarium Ornamental Fish
- Caged Bird
- Cat
- Dog
- Rabbit
- Reptile
- Small Mammal
- None
- Other Specify

3.) Number of Animals Exposed to the Product *

enter a numeric value # ?

Unknown

4.) Number of Animals Affected *

enter a numeric value # ?

Unknown

5.) Animal Life Stage *

- Fetal
- Neonate
- Juvenile
- Adult
- Geriatric
- All Ages
- Unknown
- Not Applicable

This form continues on the next page of this document.

Animal Feed Network – PETNet & LivestockNet Reporting Forms

6.) Systems Affected *

- Cardiovascular
- Death
- Dermatologic
- Endocrine
- Eye/Ear, Respiratory
- Gastrointestinal
- Hepatic
- Immunologic
- Metabolic
- Musculoskeletal
- Neurologic/Sensory
- Renal/Urinary
- Reproductive
- None
- Other Please Specify

?

7.) Product Problem/Defect *

- Contaminant - Bacterial
- Contaminant - Mold
- Contaminant - Mycotoxin
- Contaminant - Other (e.g. chemical/toxin)
- Error in Formulation or Mixing
- Foreign Object
- Nutrient Deficiency
- Nutrient Excess
- Package Damaged
- Swollen Package
- Other Please Specify
- Unknown

?

8.) Date of Onset or Date Problem Detected

[click here to open the calendar date picker](#)



?

Select whether the date listed is:

- Estimated
- Actual

9.) State *

-- Select A Response --

- Multiple States
- Outside US
- Alabama
- Alaska

?

10.) Data Origin *

- Consumer Complaint/Report
- Diagnostic Lab
- FDA Inspection
- Food Testing Laboratory
- Manufacturer/Packer/Distributor/Retailer
- Private Practitioner
- Referral Practice
- Reportable Food Registry
- State Inspection
- Surveillance Sampling
- Veterinary College
- Veterinary Diagnostic Laboratory
- Other Specify

?

11.) Are there any laboratory test results available to share?

- Yes
- No
- Pending

?


Submit

[HOME](#) [TOS](#) [PRIVACY](#) [SYSTEM STATUS](#) [SECURITY](#) [CORESHIELD](#)

Copyright 2005-2013, All Rights Reserved. Technology Powered by CoreSHIELD.

Animal Feed Network – PETNet & LivestockNet Reporting Forms

The following confirmation displays upon successful completion of the web form.



PETNet Reporting Form - Instructions

A screenshot of the PETNet Reporting Form. The browser's address bar shows the URL: pilot.animalfeednetwork.net/member/forms/index.cfm?ModID=Mod1b&RspID=0. The website header is identical to the previous screenshot. Below the navigation menu, there is a yellow button labeled "Display OMB Statement & Print Information". To the right, there is a note: "Questions with a * require a response" and "Information requested in '1. Pet Food Product Details' shown in Questions 2-12". A tooltip is visible over the first question, containing the text: "Information regarding 'a. Pet Food Name *'. Provide the full product name; include brand name if applicable". The form section is titled "1.) Pet Food Product Details" and contains three questions:

- a. Pet Food Name * (Text input field with a question mark icon)
- b. Lot Code (Text input field with a question mark icon)
- c. Product Form (Radio button selection with a question mark icon)

The radio button options for question c are:

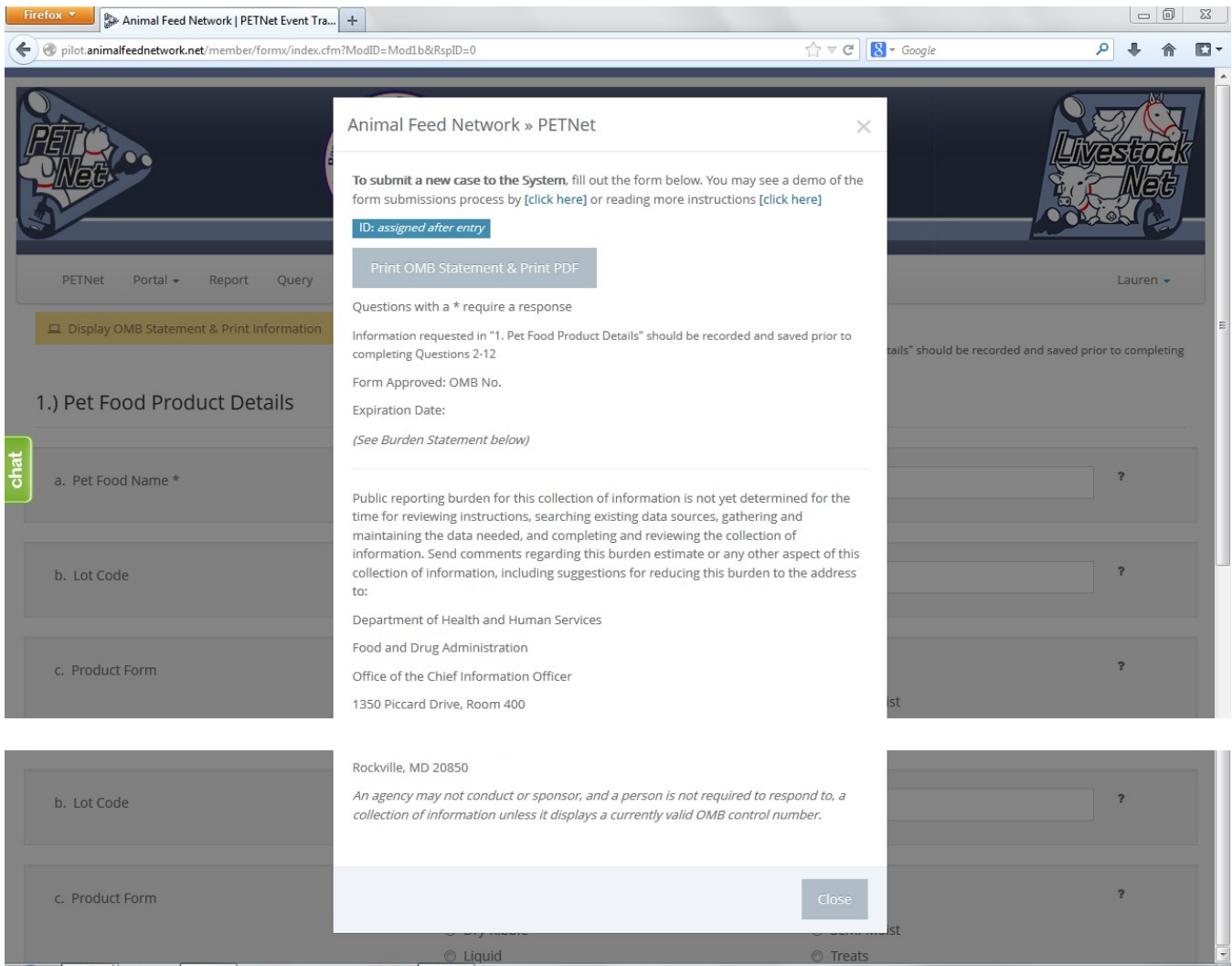
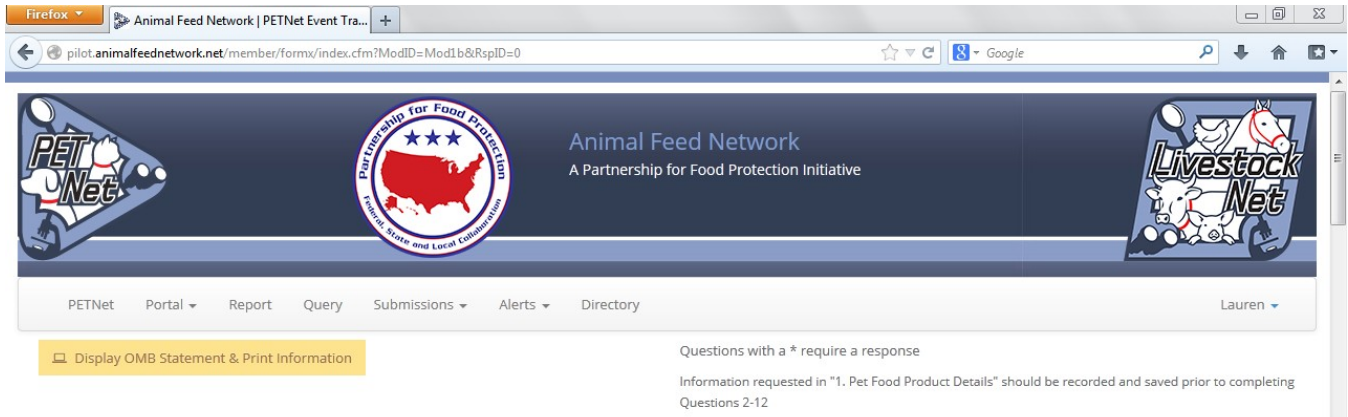
- Can
- Dry Kibble
- Liquid
- Pellets
- Pouch
- Semi-Moist
- Treats
- Other Specify

The question mark icons on the right hand side of the form's data entry fields provide instructions for completing the form (visible when the user holds the cursor over the icon). Instructions for 'Pet Food Name' are displayed as an illustrative example for the purposes of this document. In lieu of individual screenshots for each question mark icon, we have included a summary of the instructions for data entry field in Appendix A.

Animal Feed Network – PETNet & LivestockNet Reporting Forms

PETNet OMB Language and References

PETNet’s OMB references and burden statement can be viewed by clicking on the ‘Display OMB Statement & Print Information’ button on the web form. When this button is clicked, a pop-up window appears.



Animal Feed Network – PETNet & LivestockNet Reporting Forms

LivestockNet Welcome Webpage

Firefox | Animal Feed Network | PETNet Event Tra... | pilot.animalfeednetwork.net/member/formx/index.cfm?template=formx&reportVersionsID=87A1111D-B9D2-5638-3925-026DC1620CAB

Animal Feed Network
A Partnership for Food Protection Initiative

LivestockNet Portal Report Query Submissions Alerts Directory Lauren

Welcome to LivestockNet

Reports

chat Add Report View Submissions

Entry of a report into the system does not commit the Animal Feed Network member or their agency to any compliance activity or follow-up action associated with the entry.

Instructions/Training Materials

- Report Instructions
- Submitting a Report Using a Web Form
- Running Reports Using the Submission Querying Tool
- Creating a New Watch Alert
- Event Tracker User Guide

LivestockNet Reporting Form

Firefox | Animal Feed Network | PETNet Event Tra... | pilot.animalfeednetwork.net/member/formx/index.cfm?ModID=Mod1.b&RspID=0

Animal Feed Network
A Partnership for Food Protection Initiative

LivestockNet Portal Report Query Submissions Alerts Directory Lauren

Display OMB Statement & Print Information

Questions with a * require a response

Information requested in "1. Livestock Feed Product Details" should be recorded and saved prior to completing Questions 2-11

1. Livestock Feed Product Details

chat

a. Name of Feed * [input field] ?

b. Lot Code [input field] ?

c. Medicated Feed * Yes No Information Unavailable ?

This form continues on the next page of this document.

Animal Feed Network – PETNet & LivestockNet Reporting Forms

Do you know the active ingredient(s) in the medicated feed? Yes No

Enter the active ingredient(s):

Do you know the concentration of the active ingredient(s)? Yes No

Enter the concentration of the active ingredient(s):

chat

d. Product Packaging

- Bagged
- Bale
- Block
- Bulk
- Jug

- Pail
- Tote
- Tub
- Other specify here

?

e. Product Form

- Blend Grain - Nugget
- Blend Grain - Pellet
- Crumble
- Cube
- Extruded
- Flake
- Granular
- Hay

- Liquid
- Loose
- Meal
- Pellet
- Powder
- Silage
- Textured
- Other specify here

?

f. Intended Purpose

- Complete Feed
- Hay/Silage
- Mixed Feed

- Single Ingredient
- Vitamin and/or Mineral Supplement
- Other Feed Ingredient

?

chat

g. Manufacturer

?

h. Distributor/Packer:

?

Save Product Details

Animal Feed Network – PETNet & LivestockNet Reporting Forms

At this point, the user can opt to either select ‘Save Product Detail’ and enter additional livestock food product details as needed/desired before proceeding to the section of the reporting form called ‘Case Info’ or proceed directly to ‘Case Info.’

The screenshot shows a web browser window with the URL `pilot.animalfeednetwork.net/member/form/index.cfm?ModID=Mod1b&RspID=0`. The page title is "Animal Feed Network | PETNet Event Tra...".

1. Livestock Feed Product Details

Display 10 records

Search:

Name	Lot Code	Med Feed	Active Ingredient Known	Record Active Ingrd	Concentration	Recorded Concentration	Packaging	Prod Form	Purpose	Manufacture	Distrib
Feed Product 1	11aabb22	No					Bagged	Blend Grain - Nugget	Complete Feed	Manufacturer A	Distributor B

Showing 1 to 1 of 1 entries

[+ Add Another Product Details Entry](#)

Case Information

2. Species Affected: * ?

Upon reaching the ‘Species Affected’ field, the user must select from a drop down menu. Depending on the species selected, a list of classes specific to that species will appear. ‘Cattle-Beef’ has been selected as an illustrative example for the purposes of this document. In lieu of individual screenshots, we have included a table that lists the drop down menu options for ‘Species Affected’ and the corresponding ‘Class’ options for each species in Appendix B.

The screenshot shows the "Case Information" section of the reporting form. The "Species Affected" field is set to "Cattle - Beef".

Case Information

2. Species Affected: * ?

3. Cattle - Beef Class:

- Calves ?
- Cattle on pasture ?
- Feedlot cattle

4. Number of Animals Exposed to the Product * # Unknown ?

5. Number of Animals Affected * Unknown ?

This form continues on the next page of this document.

Animal Feed Network – PETNet & LivestockNet Reporting Forms

chat

6. System(s) Affected *

<input type="checkbox"/> Circulatory	<input type="checkbox"/> Musculoskeletal
<input type="checkbox"/> Eye/Ear	<input type="checkbox"/> Nervous
<input type="checkbox"/> Endocrine	<input type="checkbox"/> Renal/Urinary
<input type="checkbox"/> Gastrointestinal	<input type="checkbox"/> Reproductive
<input type="checkbox"/> Hepatic (liver)	<input type="checkbox"/> Respiratory
<input type="checkbox"/> Immune	<input type="checkbox"/> Unknown
<input type="checkbox"/> Integumentary (skin)	<input type="checkbox"/> None
<input type="checkbox"/> Metabolic	

?

7. Production Loss *

<input type="checkbox"/> Death	<input type="checkbox"/> Reduced production
<input type="checkbox"/> Decreased reproductive efficiency	<input type="checkbox"/> Weight loss
<input type="checkbox"/> Feed refusal	<input type="checkbox"/> None
<input type="checkbox"/> Increased feed conversion ratio	<input type="checkbox"/> Other Specify: <input type="text"/>


?

chat

8. Product Problem/Defect *

<input type="checkbox"/> Contaminant – Bacterial	<input type="checkbox"/> Nutrient Deficiency
<input type="checkbox"/> Contaminant – Mold	<input type="checkbox"/> Nutrient Excess
<input type="checkbox"/> Contaminant – Mycotoxin	<input type="checkbox"/> Package Damaged
<input type="checkbox"/> Contaminant – Other (e.g. chemical/toxin)	<input type="checkbox"/> Labeled for Inappropriate Species/Class
<input type="checkbox"/> Error in Formulation or Mixing	<input type="checkbox"/> Unknown
<input type="checkbox"/> Foreign object	<input type="checkbox"/> Other (please specify): <input type="text"/>

?

9. Date of Onset or Date Problem Detected: 

?

Select whether the date listed is:

Estimated

Actual

Animal Feed Network – PETNet & LivestockNet Reporting Forms

10. State: * ?

-- Select A Response --

- Multiple States
- Outside US
- Alabama
- Alaska

11. Data Origin: * ?

<input type="radio"/> College/University	<input type="radio"/> Private Veterinarian
<input type="radio"/> Consumer Complaint/Report	<input type="radio"/> Reportable Food Registry
<input type="radio"/> FDA Inspection	<input type="radio"/> State Inspection
<input type="radio"/> Laboratory – Diagnostic	<input type="radio"/> State Veterinarian
<input type="radio"/> Laboratory – Regulatory	<input type="radio"/> Surveillance Sampling
<input type="radio"/> Laboratory – Veterinary Diagnostic	<input type="radio"/> Other (Specify):
<input type="radio"/> Manufacturer/Packer/Distributor/Retailer	<input type="text"/>

12. Are there laboratory results? ?

Yes

No


Pending

Submit

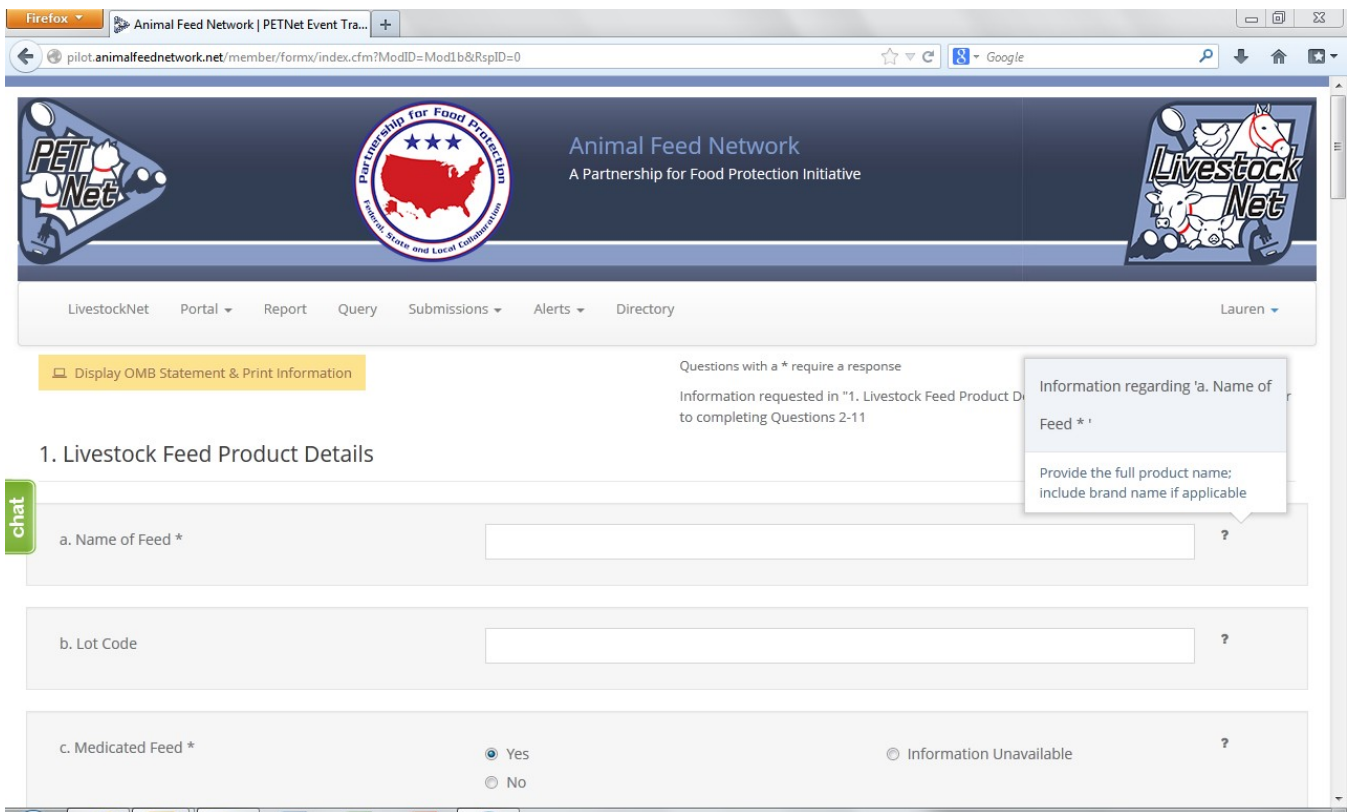
chat

Animal Feed Network – PETNet & LivestockNet Reporting Forms

The following confirmation displays upon successful completion of the web form.



LivestockNet Reporting Form - Instructions

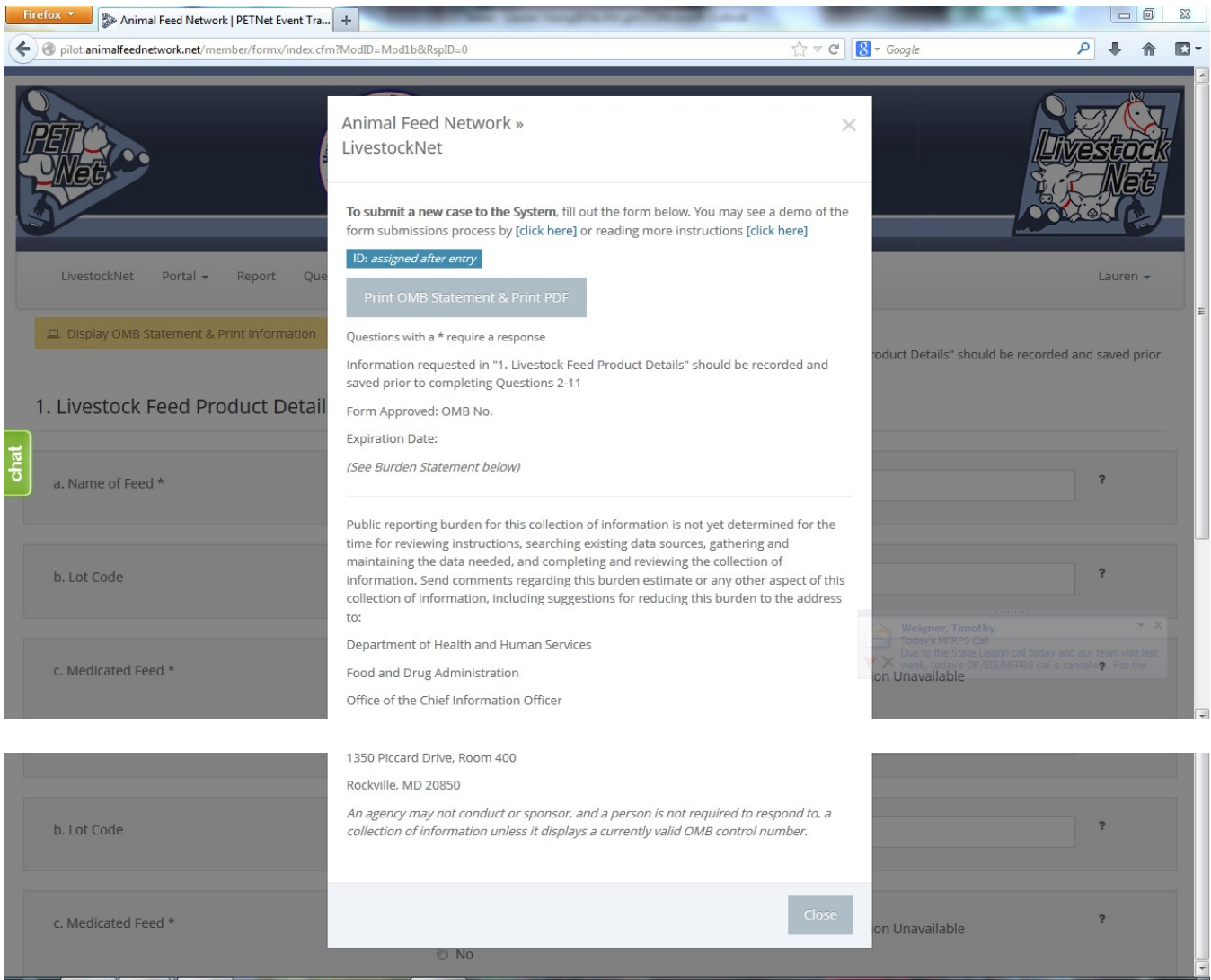
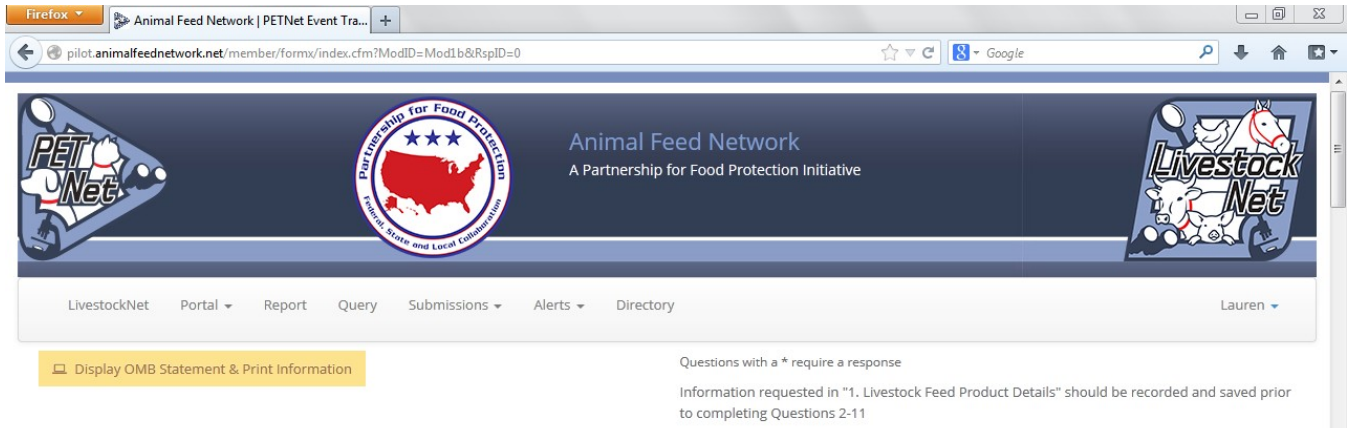


The question mark icons on the right hand side of the form data entry fields provide instructions for completing the form (visible when the user holds the cursor over the icon). Instructions for 'Name of Feed' are displayed as an illustrative example for the purposes of this document. In lieu of individual screenshots for each question mark icon, we have included a summary of the instructions for data entry field in Appendix C.

Animal Feed Network – PETNet & LivestockNet Reporting Forms

LivestockNet OMB Language and References

LivestockNet’s OMB references and burden statement can be viewed by clicking on the ‘Display OMB Statement & Print Information’ button on the web form. When this button is clicked, a pop-up window appears.



Animal Feed Network – PETNet & LivestockNet Reporting Forms

Appendix A – PETNet Reporting Form Instructions

1. Pet Food Product Details –

- a. Pet Food Name^{*1} – Provide the full product name; include brand name if applicable
- b. Lot Code – Enter the lot code, production code, batch number, or other identifying code to properly identify the affected product. If not known, enter “Unknown.”
- c. Product Form – Select the type of packaging of the affected product.
- d. Manufacturer – Enter the name of the manufacturer. If unknown, leave blank.
- e. Distributor/Packer – Enter the name of the distributor/packer. If unknown, leave blank.

2. Species Affected* – Select one (1) species. If you select “Other,” specify in the space provided. Use one form per animal species affected. If reporting a product problem/defect only, select “None (product problem/defect report only).”

3. Number Of Animals Exposed to the Product* – “Number of animals exposed to the product” refers to the number of animals at the specific location(s) included in this report that consumed or had access to the product. Enter the number or estimated number of animals exposed to product(s) listed in section 1. If no animal were exposed enter 0. If the number of animals is not known, select Unknown.

4. Number Of Animals Affected* – “Number of animals affected” refers to the number of animals at the specific location(s) included in this report that consumed or had access to the product and also exhibited clinical signs at or soon after consumption or exposure to the product. Enter the number or estimated number of animals affected. If no animals were affected enter “0.” If the number of animals is not known, select “Unknown.”

5. Animal Life Stage* – Select all that apply. If unknown, select “Unknown.” If reporting a product problem/defect only, select “Not applicable.”

6. System(s) Affected* – Select all that apply. If no illness occurred, select “None.” If you select “Other,” specify in the space provided.

7. Product Problem/Defect* – Select all that apply. If unknown, select “Unknown.” If you select “Other,” specify in the space provided.

8. Date of Onset – Enter the date (in mm/dd/yyyy format) of onset of illness or the date the product problem/defect was first identified. Select whether the date listed is “Estimated” or “Actual.”

9. State* – Select from the drop down menu the State(s) where the incident was reported. If multiple States involved choose to either report each State using the Control (Ctrl) button or select “Multiple States.” Select the option of “Outside U.S.” if occurrence was outside U.S. borders.

10. Data Origin* – Select one (1) entry from among those listed.

11. Laboratory Test Results – Indicate whether there are laboratory results. If laboratory results are pending, select “Pending.”

¹ Items with an * require a response

Appendix B – LivestockNet Menu Options for ‘Species Affected’ & ‘Class’

SPECIES	CLASS
Swine	Pre-Starter
	Starter
	Grower
	Finisher
	Gilts, Sows, Adult Boars
	Lactating Gilts & Sows
Chicken - Layer	Starting/Growing
	Finisher
	Laying
	Breeder
Chicken - Broiler	Starting/Growing
	Finisher
	Breeder
Chicken - Broiler Breeder	Starting/Growing
	Finishing
	Laying
Turkey	Starting/Growing
	Finisher
	Laying
	Breeder
Cattle - Beef	Calves
	Cattle on pasture
	Feedlot cattle
Cattle - Dairy	Veal milk replacer
	Herd milk replacer
	Starter
	Grower 1 (Growing Heifers, Bulls and Dairy Beef ≤ 12 mths of age)
	Grower 2 (Growing Heifers, Bulls and Dairy Beef > 12 mths of age)
	Lactating
	Non-Lactating
Equine	Growing
	Brood Mare
	Maintenance
	Performance (including Stallions)
Goat	Starter
	Grower
	Finisher
	Breeder
	Lactating

Animal Feed Network – PETNet & LivestockNet Reporting Forms

SPECIES	CLASS
Sheep	Starter
	Grower
	Finisher
	Breeder
	Lactating
Ducks	Starter
	Grower
	Finisher
	Breeder developer
	Breeder
Geese	Starter
	Grower
	Finisher
	Breeder developer
	Breeder
Aquaculture Fin Fish	Catfish
	Salmon
	Tilapia
	Trout
	Other (please specify)
Aquaculture Shellfish	Shrimp
	Crab
	Crawfish
	Other (please specify)
Rabbit	Grower
	Breeder
Other (please specify)	N/A
None (product problem/defect report only)	N/A

Animal Feed Network – PETNet & LivestockNet Reporting Forms

Appendix C – LivestockNet Reporting Form Instructions

1. Livestock Feed Product Details

- a. Name of Feed² – Provide the full product name; include brand name if applicable
 - b. Lot Code – Enter the lot code, production code, batch number, or other identifying code to properly identify the affected product. If not known, enter “Unknown”.
 - c. Medicated Feed^{*} – Select whether the feed is a medicated feed, or if the information is unknown, select “Information Unavailable.” If a feed contains a medication, select “Yes” and enter the name(s) of the Active Ingredient(s). If an Active Ingredient is identified, enter the concentration (example: g of medication/ton of feed, percent of medication in feed, etc) of the Active Ingredient(s). If the Active Ingredient(s) or Concentration(s) are unknown, click on the corresponding box.
 - d. Product Packaging – Select the type of packaging of the affected product.
 - e. Product Form – Select the type of form the affected product was distributed as.
 - f. Intended Purpose – Select the appropriate designation for the affected product:
 - Complete Feed³: “A nutritionally adequate feed for animals other than man; by specific formula is compounded to be fed as the sole ration and is capable of maintaining life and/or promoting production without any additional substance being consumed except water”
 - Hay/Silage
 - Mixed Feed: (example: Mixed ration of soybean hulls and dried distillers grains)
 - Single Ingredient: (example: cottonseed hulls)
 - Vitamin or Mineral Supplement
 - Other Feed Ingredient: (example: flavoring, enzymes, flow agent, etc.)
 - g. Manufacturer – Enter the name of the manufacturer. If unknown, leave blank.
 - h. Distributor/Packer – Enter the name of the distributor/packer. If unknown, leave blank.
2. **Species Affected**^{*} – Select one (1) species⁴. If you select “Other,” specify in the space provided. Use one form per animal species affected. If reporting a product problem/defect only, select “None (product problem/defect report only).”
 3. **Class** – Enter the class of the animal affected. Select all that apply.
 4. **Number of Animals Exposed to the Product**^{*} – “Number of Animals Exposed to the Product” refers to the number of animals at the specific location(s) included in this report that consumed or had access to the product. Enter the number or estimated number of animals exposed to product(s) listed in section 1. If no animal were exposed enter “0.” If the number of animals is not known, select “Unknown.”
 5. **Number of Animals Affected**^{*} – “Number of Animals Affected” refers to the number of animals at the specific location(s) included in this report that consumed or had access to the product and also exhibited clinical signs at or soon after consumption or exposure to the product. Enter the number or estimated number of animals affected. If no animals were affected enter “0.” If the number of animals is not known, select “Unknown.”

² Items with an * require a response

³ “Complete Feed” as defined in the Association of American Feed Control Officials (AAFCO) [2013 Official Publication, page 342](#).

⁴ Species utilized in this form were derived from the species and classes listed in the AAFCO [2013 Official Publication](#), pages 106-111.

Animal Feed Network – PETNet & LivestockNet Reporting Forms

6. **System(s) Affected*** – Select all that apply. If none, select “None.” If unknown, select “Unknown.”
7. **Production Loss*** – Select all that apply. If you select “Other”, specify in the space provided. If none, select “None.”
8. **Product Problem/Defect*** – Select all that apply. If you select “Other”, specify in the space provided. If unknown, select “Unknown.”
9. **Date of Onset or Date Problem Detected** – Enter the date (in mm/dd/yyyy format) of onset of illness or the date the product problem/defect was first identified. Select whether the date listed is “Estimated” or “Actual.”
10. **State*** – Select from the drop down menu the State(s) where the incident was reported. If multiple States involved choose to either report each State using the Control (Ctrl) button or select “Multiple States.” Select the option of “Outside U.S.” if occurrence was outside U.S. borders.
11. **Data Origin*** – Select one (1) entry from among those listed. If you select “Other”, specify in the space provided.
12. **Laboratory Results** – Indicate whether there are laboratory results. If laboratory results are pending, select “Pending.”