

## INSTRUCTIONS FOR COMPLETING THIS WORKBOOK

This survey is part of the NSF/IUCRC program evaluation effort. Data you submit here is combined with data from other Centers in the IUCRC program and reported in the annual Structural Information Report. Please visit the NCSU Program Evaluation website to view past reports (<http://www.ncsu.edu/iucrc/NatReports.htm>).

The 7 worksheets in this file ask for structural information regarding your Center. Each worksheet contains instructions and footnotes for clarity. Instructions for each sheet appear at the top of the sheet or to the left of specific data tables. Notes are also included where additional instructions are provided about specific variables as needed. These worksheets can be accessed by clicking on the Tabs at the bottom of this Excel screen. The following worksheets are included in this file.

You'll find the following worksheets in this workbook:

**Director:** asks for general information about the center director

**Univ:** asks for the names of partner universities and the respective co-directors, time allocation of all site directors, and names and contact information for center operations personnel

**Members:** asks for a listing of contributing members, the organization classification, and the membership

**Income:** asks for dollar amounts associated with different income and other support sources, as well as other personnel support supplements

**Outcomes:** asks for statistics on center outcomes

**Personnel1:** asks for profile information regarding Center personnel, required by NSF

**Personnel2:** asks for additional profile information, also required by NSF

If your Center participated in this evaluation last year, the first 3 worksheets will contain last year's information. Simply update these worksheets to reflect the current state of your Center, then complete the remaining 4 worksheets. For New Centers, please complete all worksheets.

**Attention Multi-Site Centers:** A separate Microsoft Word document (Partner Site Information Sheet.doc) has been developed to help you collect information from your partner sites. The Word document is an optional tool that helps you aggregate information across the different sites. The document asks each site for site-specific University Members, Income, Outcomes, and Personnel 1 & 2 information. You can fill in information you have for each site under the appropriate column on each of the Excel sheets, or if you decide to use the Word document, follow these steps:

- 1- Send the document to each of your partner sites, have them complete and return it to you
- 2- Enter each site's information into this Excel file. The Univ, Income, Outcomes, Personnel1 and Personnel2 worksheets include space to separately enter each partner site's information. Information is aggregated automatically in each worksheet to produce total Center statistics.

If you have difficulty completing this form, please contact the IUCRC Evaluation Team at NC State University.  
email: [iucrc@ncsu.edu](mailto:iucrc@ncsu.edu)  
phone: 919-515-3237

Thank you,

IUCRC Evaluation Team

lata from  
sit the

s  
t of  
ables  
. The

level  
pecific

ation.  
.

as been  
that may  
niversity,  
ach site  
llow

nel2

rsity at:

CENTER STRUCTURAL INFORMATION  
FY2015-2016

**PART 1: CENTER DIRECTOR INFORMATION**

**Please enter Center Director information in the areas highlighted in green.**

Please select your center from the list:  
Center Director (Last Name):  
Primary University:  
Academic Rank:  
Tenure Status:  
Director's Academic Title:



← CLICK TO OPEN THE DROPDOWN BOX

← CLICK TO OPEN THE DROPDOWN BOX

← CLICK TO OPEN THE DROPDOWN BOX

CENTER STRUCTURAL INFORM  
FY2015-2016

**PART 2: UNIVERSITY PARTNE**

In the green box below is a record of Partner Universities for you  
and/or delete as necessary.

	University Name
Primary University:	<input type="text" value="0"/>

	University Name
Partner University 1:	<input type="text"/>
Partner University 2:	<input type="text"/>
Partner University 3:	<input type="text"/>
Partner University 4:	<input type="text"/>
Partner University 5:	<input type="text"/>
Partner University 6:	<input type="text"/>
Partner University 7:	<input type="text"/>
Partner University 8:	<input type="text"/>
Partner University 9:	<input type="text"/>
Partner University 10:	<input type="text"/>
Partner University 11:	<input type="text"/>
Partner University 12:	<input type="text"/>

# ALLOCATION

RS

DIR

ur Center. Please update

What percent of time does the Director  
(St

Director (Last Name)	% time on Center administration:	% time on other administration:
<input type="text" value="0"/>	<input type="text"/>	<input type="text"/>

Co-Director (Last Name)	% time on Center administration:	% time on other administration:
<input type="text"/>	<input type="text"/>	<input type="text"/>
<input type="text"/>	<input type="text"/>	<input type="text"/>
<input type="text"/>	<input type="text"/>	<input type="text"/>
<input type="text"/>	<input type="text"/>	<input type="text"/>
<input type="text"/>	<input type="text"/>	<input type="text"/>
<input type="text"/>	<input type="text"/>	<input type="text"/>
<input type="text"/>	<input type="text"/>	<input type="text"/>
<input type="text"/>	<input type="text"/>	<input type="text"/>
<input type="text"/>	<input type="text"/>	<input type="text"/>
<input type="text"/>	<input type="text"/>	<input type="text"/>
<input type="text"/>	<input type="text"/>	<input type="text"/>
<input type="text"/>	<input type="text"/>	<input type="text"/>
<input type="text"/>	<input type="text"/>	<input type="text"/>
<input type="text"/>	<input type="text"/>	<input type="text"/>
<input type="text"/>	<input type="text"/>	<input type="text"/>

Notes:  
1. The total of these 5 variables should account for  
2. The allocation of director's full-time equivalent fc

## LECTOR TIME ALLOCATION

or at each Site spend on these activities  
(see Notes 1 & 2 below):

% time on research:	% time on teaching:	% time on other activities:	Total
			0%

→

			0%
			0%
			0%
			0%
			0%
			0%
			0%
			0%
			0%
			0%
			0%
			0%
			0%
			0%
			0%

→

→

→

→

→

→

→

→

→

→

→

→

→

· 100% of each Site Director's time.  
or budgetary purposes.







CENTER STRUCTURAL INFO  
FY2015-2016

**PART 3: MEMBERSHIP INFO**


In the area highlighted in green below, please provide information about the different new members or who have left your Center during the past complete reporting period.


**INSTRUCTIONS**

Already within the green highlighted area are members reported on last year's Structural Information Report. Please update the current list by:

- a) Changing the 'Member Status' (right column) to Terminated for any members no longer active
- b) Entering new members at the bottom of the list. Assign these with 'New' Member Status
- c) Indicating the organization type and fee category paid by each member
- d) If the member belongs to a specific site, please select it from the drop down menu

Member Name	Organization Type
<i>Example Company A</i>	<i>Large Industry (&gt; 500 employees)</i>





# FORMATION

## FORMATION

ifferent organizations and institutions that are continuing or year. See below for detailed instructions.

ural Information Survey and Report.


onger with your Center, Status, and

.


Note: PLEASE CLICK THE CELL TO OPEN THE DROPDOWN BOX

Fee Category	Member	Status	Site
<i>Primary</i>	<i>Existing</i>	<i>University A</i>	

<b>M</b>
Small In
Large In



*EXIS1*



**EMBER SUMMARY**

<b>TYPE</b>	<b>Counts</b>
Industry (< 500 employees)	0
Industry (> 500 employees)	0
Government (U.S.)	0
Government (State/Local)	0
Government (non-U.S.)	0
Non-profit	0
Other Organization	0
<b>TOTAL</b>	<b>0</b>

<b>FEE CATEGORY</b>	<b>Counts</b>
Primary	0
Secondary	0
Tertiary	0
In-kind	0
<b>TOTAL</b>	<b>0</b>

MEMBER STATUS	Counts
Existing	0
New	0
Terminated	0
<b>TOTAL</b>	<b>0</b>

**TING & NEW MEMBERS:** **0**





# CENTER STRUCTURAL INFORMATION

## FY2015-2016

### PART 4: INCOME INFORMATION

In the green highlighted areas below, please provide information on types and sources of support to your I/UCRC, including annual fees, capital support and contributions, cash support, and rate information.

**NOTE:** If yours is a multi-site center, enter the information collected with the 'Partner Site Information Sheet' separately for each site. Numbers will be summed automatically in the TOTALS column.

#### Annual Membership Fees (See Note 1)

Fee Charged for Primary Membership:  
Fee Charged for Secondary Membership:  
Fee Charged for Tertiary Membership:

#### Cash Support (See Note 2)

Total from Member Fees (See Note 5):  
Additional Industry Support (See Note 6):  
NSF/IUCRC Award & Supplements (See Note 7):  
Other NSF Support (See Note 8):  
Other Federal Government (See Note 9):  
Non-Federal Government (See Note 10):  
State Support (See Note 11):  
*Cash Support Subtotal*

#### Other NSF Support: Award Documentation

If "Other NSF Support" reported above, please provide the relevant NSF award numbers (See Note 12):

#### Capital Support and In-Kind Contributions (See Note 3)

Estimated Value of Contributed Equipment:  
Estimated Value of Contributed Facilities:  
Estimated Value of Contributed Personnel:  
Estimated Value of Contributed Software:  
Estimated Value of Other Support:

*Capital Support and In-Kind Contributions Subtotal:*

#### Supplemental Personnel Support (See Note 4)

REU supplement students:  
RET supplement teachers:  
REV supplement students:  
REV/T supplement teachers:  
Innovative Managing Director(s):

## Financial Information

% Overhead Rate charged to Membership Fee (See Note 13):

% Budget allocated to administration (See Note 14):

### FOOTNOTES:

1. Fees charged to Industry for membership in center, broken down into primary, secondary, and tertiary (not all centers offer the latter two categories).

2. Report cash support only from the categories listed. Support from any other sources (such as university or other cash) does not need to be reported.

3. Capital support refers to items of value over \$25,000 and includes equipment and facilities. In-kind contributions include non-cash donations of equipment, facilities (occupied buildings), personnel, and software. Report the value of contributions received during the most recently completed fiscal year.

4. Indicate the number of I/UCRC Personnel receiving any salary or stipend support from each of the NSF I/UCRC Program personnel supplements listed above.

5. The total funding collected by a center during the most recently completed fiscal year from industry membership fees, including MIPRs covering membership support. For multi-year payments, report annualized totals.

6. Refers to additional member funding (e.g., enhancements, donations, etc.) collected during the most recently completed fiscal year, which is applied to the Center as a whole (e.g., income that results in outcomes shared equally by all Center members). Include additional support provided by members through MIPRs that is above and beyond the membership fee paid. For multi-year payments, report annualized totals.

7. Refers to the total funding for the most recently completed fiscal year provided by the I/UCRC program, including operating grant, self-sustaining Center funding, evaluator support, CORBI awards, RUI/PUI awards, etc. This category does not include money transferred through NSF from other Federal Agencies (MIPRs). For multi-year payments, report annualized totals.

8. Any NSF awards granted to Center during the most recently completed fiscal year that are provided by other NSF groups or divisions (in addition to IUCRC Award & Supplement). The award must be for research that is shared with all Center members, not just awards to Center affiliated PIs. This category does not include money transferred through NSF from other Federal Agencies (MIPRs). For multi-year payments, report annualized totals.

9. Refers to funding for the Center provided during the most recently completed fiscal year by other Federal funding sources, but does NOT include funding from NSF. For multi-year payments, report annualized totals.

10. Refers to funding for the Center provided during the most recently completed fiscal year by other non-Federal funding sources, foundations, etc. For multi-year payments, report annualized totals.

11. Refers to the funding provided during the most recently completed fiscal year by state government and/or an agency or program funded by state government. For multi-year payments, report annualized totals.

12. For any "Other NSF Support" reported in Row 15 under the Cash Support section, please provide the corresponding NSF Award numbers. If the dollar value reported for each site reflects more than one award, report all relevant award numbers with each award number separated by a comma.

13. Refers to the overhead rate charged to membership fees.

14. Refers to the estimated percentage of each site's total operating budget (the combined total of cash support reported above) allocated to administration (e.g., administrative salaries, travel, telephone, meeting expenses, marketing expenses). Do NOT include the evaluator funds as administrative costs. Do NOT include indirect or F&A costs as administrative costs.

TOTALS  
Dollars

Primary Site

Partner1

Partner2

Partner3

0

0

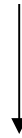
0

0

\$  
\$  
\$  
\$  
\$  
\$  
\$  
\$  
\$  
\$  
\$  
\$

-  
-  
-  
-  
-  
-  
-  
-  
-  
-  
-  
-

\$	-
\$	-
\$	-



\$	-
\$	-
\$	-
\$	-
\$	-
\$	-
\$	-
\$	-

\$	-
\$	-
\$	-
\$	-
\$	-
\$	-
\$	-
\$	-

\$	-
\$	-
\$	-
\$	-
\$	-
\$	-
\$	-
\$	-

\$	-
\$	-
\$	-
\$	-
\$	-
\$	-
\$	-
\$	-

--

--

--

--

\$  
\$  
\$  
\$  
\$  
\$  
\$

-  
-  
-  
-  
-  
-  
-

\$	-
\$	-
\$	-
\$	-
\$	-

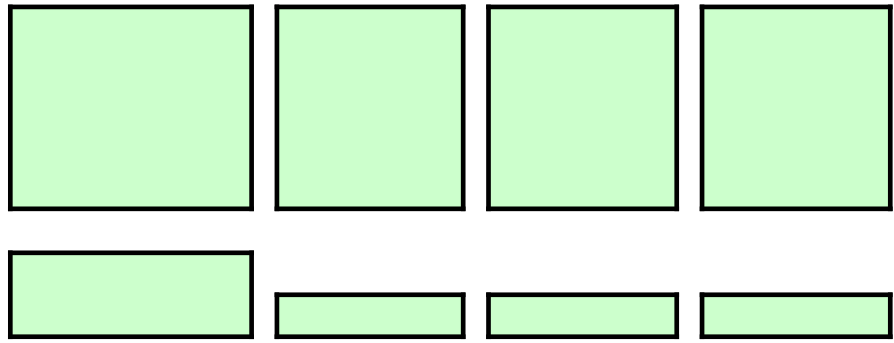
\$	-
\$	-
\$	-
\$	-
\$	-

\$	-
\$	-
\$	-
\$	-
\$	-

\$	-
\$	-
\$	-
\$	-
\$	-

Count

0  
0  
0  
0  
0



Partner4

Partner5

Partner6

Partner7

Partner8

Partner9

0

0

0

0

0

0



\$	-
\$	-
\$	-
\$	-
\$	-
\$	-
\$	-
\$	-

\$	-
\$	-
\$	-
\$	-
\$	-
\$	-
\$	-
\$	-

\$	-
\$	-
\$	-
\$	-
\$	-
\$	-
\$	-
\$	-

\$	-
\$	-
\$	-
\$	-
\$	-
\$	-
\$	-
\$	-

\$	-
\$	-
\$	-
\$	-
\$	-
\$	-
\$	-
\$	-

\$	-
\$	-
\$	-
\$	-
\$	-
\$	-
\$	-
\$	-

--

--

--

--

--

--

\$	-
\$	-
\$	-
\$	-
\$	-


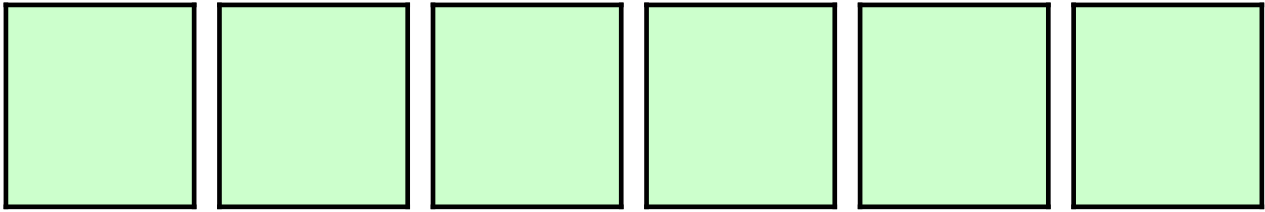
\$	-
\$	-
\$	-
\$	-
\$	-

\$	-
\$	-
\$	-
\$	-
\$	-

\$	-
\$	-
\$	-
\$	-
\$	-

\$	-
\$	-
\$	-
\$	-
\$	-

\$	-
\$	-
\$	-
\$	-
\$	-





Partner10

Partner11

Partner12

0

0

0



\$	-
\$	-
\$	-
\$	-
\$	-
\$	-
\$	-

\$	-
\$	-
\$	-
\$	-
\$	-
\$	-
\$	-

\$	-
\$	-
\$	-
\$	-
\$	-
\$	-
\$	-

--


--

--

\$	-
\$	-
\$	-
\$	-
\$	-

\$	-
\$	-
\$	-
\$	-
\$	-

\$	-
\$	-
\$	-
\$	-
\$	-



CENTER STRUCTURAL INFORMATION  
FY2015-2016

**PART 5: CENTER OUTCOMES**

Please enter your center's outcomes data as numerical counts, not percentages. In the publications section you should only enter actual publications in the open literature (not works "in press").

**NOTE:** If yours is a multi-site center, enter the information collected in the 'Partner Site Information Sheet' separately for each site. Numbers will be summed automatically in the TOTAL COUNTS column.

**Research Activity (See Note 1)**

Number of Active Center Projects:

**Intellectual Property (See Note 2)**

Inventions Disclosed:

Licensing Agreements:

Patent Applications:

Patents Granted:

Inventions Producing Royalties:

Dollar Value of Royalties Produced: \$

Software Copyrights:

**Publications Acknowledging IUCRC Support**

Number of presentations made (See Note 5):

Faculty & Student Publications Based on Center Research (See Note 6):

Publications Co-authored with Industry Members (See Note 7):

**I/UCRC Graduate Degrees Awarded (See Note 3)**

Bachelors:

Masters:

Doctorates:

**I/UCRC Alumni Career Outcomes (See Note 4)**

7

Bachelors

Degree Totals:

I/UCRC Graduates Hired by Industry Members: 0

I/UCRC Graduates Hired by Government Members: 0

I/UCRC Graduates Hired by Non-Member Industry Firms: 0

I/UCRC Graduates Hired by Non-Member Government Agencies: 0

I/UCRC Graduates Taking Faculty Positions: --

I/UCRC Graduates Taking Postdoc Positions: --  
I/UCRC Graduates Continuing Education/Advanced Degree: 0  
I/UCRC Graduates Career Outcome Unknown/Not Reported: 0

### Spinoff/Spinout/Startup Companies

Has the Center stimulated the development of any spinoff/spinout/startup companies during the most recently completed fiscal year (See Note 8)?  
If yes, please list the company name(s):

#### FOOTNOTES

1. A Center project refers to any project funded by any of the income sources listed on the Income tab, the results of which are shared with the Center members as a whole. Do NOT include project that are not shared with all Center's members. Do NOT include projects carried out by Center affiliated researchers which are unrelated to the Center AND/OR the results of which are not shared with Center members.
2. Refers to the number of IP events in each of the categories listed below that were based on Center research projects (See Note 1 above for the definition of a Center research project).
3. Refers to the number of Center trained Ph.D.s., M.S.s, and B.A./B.S.s that received a degree during the reporting period.
4. Refers to the number of Center trained Ph.D.s., M.S.s, and B.A./B.S.s reported under the "I/UCRC Degrees Awarded" Section that were hired by any of the organization types listed during the reporting period.
5. Number of presentations produced based on Center Research.
6. Total number of the publications in the open literature the Center researchers produced based on Center research.
7. Number of publications reported that have a Center IAB member as an author (should be subset of whole).
8. A spinoff/spinout/startup company refers to any business entity resulting in whole or in part from Center research, created during the most recently completed fiscal year.

**TOTAL  
COUNTS**

0

0

0

0

0

0

0

0

0

0

0

0

0

0

0

0

*Total Counts*

Masters

Doctorates

0

0

0

0

0

0

0

0

0

0

**Primary Site**

0

--

--

--

--

Bachelors	Masters	Doctorates
0	0	0

**Partner1**

0

--

--


--

--


Bachelors	Masters	Doctorates
0	0	0

--  
0  
0

0  
--  
0



0      0      0



0      0      0



Partner2

Partner3

Partner4

0

0

0

--

--

--

--

--

--

--

--

--

--

--

--

Bachelors Masters Doctorates

Bachelors Masters Doctorates

Bachelors Masters Doctorates

0

0

0

0

0


0

0

0

0




0

0


0



0

0

0



0

0

0



**Partner5**

0

--

--

--

--

Bachelors    Masters    Doctorates  
0            0            0


**Partner6**

0

--

--

--

--

Bachelors    Masters    Doctorates  
0            0            0


**Partner7**

0


--

--

--

--


Bachelors    Masters    Doctorates  
0            0            0

0

0


0



0

0

0



0

0

0

Partner8

Partner9

Partner10

0

0

0

--

--

--

--

--

--

--

--

--

--

--

--

Bachelors Masters Doctorates

0 0 0


Bachelors Masters Doctorates

0 0 0

Bachelors Masters Doctorates

0 0 0




0

0


0



0

0

0



0

0

0

Partner11

Partner12

0

0

--

--

--

--

--

--

--

--

Bachelors Masters Doctorates

0

0

0

Bachelors Masters Doctorates

0

0

0




0

0

0


0

0

0

## CENTER STAFF

In the green highlighted areas below, please enter Center personnel information. Include individuals who are considered IUCRC personnel by virtue of their being supported by any of the funding sources reported on the Part 4: Income Information Sheet, conducting Center funded research, or using Center facilities. Report personnel counts in each category in whole numbers, regardless of time full- or part-time commitments to the Center. Scroll down for additional categories. Scroll right for partner site data entry.

**NOTE:** If yours is a multi-site center, use the information collected in the 'Partner Site Information Sheet' to enter information separately for each site (SCROLL RIGHT). Numbers will be summed automatically in the columns beneath the blue bar.

**PART 6:**  
(Scroll Right)

Personnel Categories	TOTAL COUNTS	US Citizens or legal permanent residents
Directors (See Note 1)	0	0
Faculty (See Note 2)	0	0
Professional administrative	0	0
Research staff	0	0
Postdocs	0	0
Doctoral students	0	0
Masters students	0	0
Undergraduate students	0	0
<i>TOTALS</i>	0	0

**NOTE ON CITIZENSHIP:** Count all I/UCRC personnel. Indicate the number of I/UCRC personnel who are U.S. citizens or legal permanent residents, the number of I/UCRC personnel considered "foreign" (those who hold temporary visas), and the number of I/UCRC personnel who did not report their citizenship status. Each I/UCRC personnel individual should be counted in one column and only one.

**Other Notes:**

1. Directors includes center directors, site directors, managing directors, deputy directors, etc.

2. Include all faculty working on center-funded projects. Do not include...

2. Include all faculty working on center funded projects. Do not double count directors who also work on center research projects.

Personnel Categories	TOTAL COUNTS	Male
Directors (See Note 1)	0	0
Faculty (See Note 2)	0	0
Professional administrative	0	0
Research staff	0	0
Postdocs	0	0
Doctoral students	0	0
Masters students	0	0
Undergraduate students	0	0
TOTALS	0	0

**NOTE ON GENDER:** Count all I/UCRC personnel. Indicate gender for all I/UCRC personnel, regardless of citizenship status. Be sure to report number of I/UCRC personnel who did not report a gender, so that all I/UCRC personnel are accounted for. Each I/UCRC personnel individual should be counted in one column and only one.

Personnel Categories	TOTAL COUNTS	Disabled
Directors (See Note 1)	0	0
Faculty (See Note 2)	0	0
Professional administrative	0	0
Research staff	0	0
Postdocs	0	0
Doctoral students	0	0
Masters students	0	0
Undergraduate students	0	0
TOTALS	0	0

**NOTE ON DISABILITY:** Count all I/UCRC Personnel. Indicate the number of I/UCRC personnel who report being disabled in some way.

Personnel Categories	TOTAL COUNTS	I/UCRC Grant Supported
Directors (See Note 1)	0	0
Faculty (See Note 2)	0	0

C



<b>Professional administrative</b>	0	0
<b>Research staff</b>	0	0
<b>Postdocs</b>	0	0
<b>Doctoral students</b>	0	0
<b>Masters students</b>	0	0
<b>Undergraduate students</b>	0	0
<b>TOTALS</b>	0	0

**NOTE ON CENTER SUPPORT:** Count all I/UCRC Personnel. Indicate number of I/UCRC Personnel receiving any salary or stipend support from following Center Sources under the appropriate column:

- \*I/UCRC Grant Supported: Number of personnel supported on the NSF I/UCRC Award & Supplements reported on the Part 4: Income Information Sheet
- \*Center Member Funding Supported: Number of personnel supported on the "Center Membership Fees" or "Additional Member Support" reported on the Part 4: Income Information Sheet
- \*Other Center Income Supported: Number of personnel supported on any of the other (besides NSF I/UCRC, Member Fees and Add'l Member Support) income sources reported on the Part 4: Income Information Sheet
- \* For Center personnel who are partially supported on any of the funding sources listed, report the fraction of their support provided by each of the sources listed.
- \* For personnel categories with multiple individuals funded by any of the sources listed, sum the portion of all individual's support and report it under the appropriate columns.

<b>Personnel Categories</b>	<b>HISPANIC</b>	
	<b>TOTAL HISPANIC/LATINO COUNT</b>	<b>US Citizens or legal permanent residents</b>
<b>Directors (See Note 1)</b>	0	0
<b>Faculty (See Note 2)</b>	0	0
<b>Professional administrative</b>	0	0
<b>Research staff</b>	0	0
<b>Postdocs</b>	0	0
<b>Doctoral students</b>	0	0
<b>Masters students</b>	0	0
<b>Undergraduate students</b>	0	0
<b>TOTALS</b>	0	0

**NOTE ON ETHNICITY:** Count all I/UCRC personnel. Indicate the number of your I/UCRC personnel who are Hispanic or

Latino. Report these data by citizenship status. For the purposes of this data collection, "Hispanic or Latino" is defined as a person of Cuban, Mexican, Puerto Rican, South or Central American, or other Spanish culture or origin, regardless of race. See definitions of ethnicity and race for more information. See "Personnel2" worksheet for additional notes on Ethnicity.



**GENDER**

Female	Gender Not reported
0	0
0	0
0	0
0	0
0	0
0	0
0	0
0	0
0	0
0	0

**GENDER**

TOTAL COUNTS	Male	Female
0		
0		
0		
0		
0		
0		
0		
0		
0		
0		
0	0	0

**DISABILITY**

Not-disabled/ Not reported
0
0
0
0
0
0
0
0
0
0

**DISABILITY**

TOTAL COUNTS	Disabled	Not-disabled/ Not reported
0		0
0		0
0		0
0		0
0		0
0		0
0		0
0		0
0		0
0	0	0

**ENTER SUPPORT**

Center Member Funding Supported	Other Center Income Supported	Not Center Supported / Support not reported
0	0	0
0	0	0

**CENTER SUPPORT**

TOTAL COUNTS	I/UCRC Grant Supported	Center Member Funding Supported
0		
0		



**Partner 1**

0

**CITIZENSHIP**

Citizenship not reported


0

TOTAL COUNTS

0  
0  
0  
0  
0  
0  
0  
0  
0  
0  
0

US Citizens or legal permanent residents

Foreign (Temporary students or visa holders)

Citizenship not reported


0

0

0

**GENDER**

Gender Not reported	TOTAL COUNTS	Male	Female	Gender Not reported
0	0			0
0	0			0
0	0			0
0	0			0
0	0			0
0	0			0
0	0			0
0	0			0
0	0			0
0	0			0
0	0	0	0	0

**DISABILITY**

TOTAL COUNTS	Disabled	Not-disabled/ Not reported
0		0
0		0
0		0
0		0
0		0
0		0
0		0
0		0
0		0
0	0	0

IT

**CENTER SUPPORT**

Other Center Income Supported	Not Center Supported / Support not reported	TOTAL COUNTS	I/UCRC Grant Supported	Center Member Funding Supported	Other Center Income Supported	Not Center Supported / Support not reported
	0	0				0
	0	0				0







**GENDER**

TOTAL COUNTS	Male	Female	Gender Not reported
0			0
0			0
0			0
0			0
0			0
0			0
0			0
0			0
0			0
0			0
0	0	0	0

**GEI**

TOTAL COUNTS	Male
0	
0	
0	
0	
0	
0	
0	
0	
0	
0	
0	0

**DISABILITY**

TOTAL COUNTS	Disabled	Not-disabled/ Not reported
0		0
0		0
0		0
0		0
0		0
0		0
0		0
0		0
0		0
0		0
0	0	0

**DISABILITY**

TOTAL COUNTS	Disabled
0	
0	
0	
0	
0	
0	
0	
0	
0	
0	
0	0

**CENTER SUPPORT**

TOTAL COUNTS	I/UCRC Grant Supported	Center Member Funding Supported	Other Center Income Supported	Not Center Supported / Support not reported
0				0
0				0

**CI**

TOTAL COUNTS	I/UCRC Grant Supported
0	
0	





**ENDER**

Female	Gender Not reported
0	0
0	0
0	0
0	0
0	0
0	0
0	0
0	0
0	0
0	0

**GENDER**

TOTAL COUNTS	Male	Female	Gender Not reported
0	0	0	0
0	0	0	0
0	0	0	0
0	0	0	0
0	0	0	0
0	0	0	0
0	0	0	0
0	0	0	0
0	0	0	0
0	0	0	0

**Not-disabled/  
Not reported**

0  
0  
0  
0  
0  
0  
0  
0  
0  
0

**DISABILITY**

TOTAL COUNTS	Disabled	Not-disabled/ Not reported
0	0	0
0	0	0
0	0	0
0	0	0
0	0	0
0	0	0
0	0	0
0	0	0
0	0	0
0	0	0

**ENTER SUPPORT**

Center Member Funding Supported	Other Center Income Supported	Not Center Supported / Support not reported
0	0	0
0	0	0

**CENTER SUPPORT**

TOTAL COUNTS	I/UCRC Grant Supported	Center Member Funding Supported	Other Center Income Supported
0	0	0	0
0	0	0	0


0

0

0  
0  
0  
0  
0  
0  
0


0

0

0

0  
0  
0  
0  
0  
0  
0

**ETHNICITY**

Foreign  
(Temporary  
students or visa  
holders)/  
Citizenship not  
reported


0

**HISPANIC OR LATINO ETHNICITY**

TOTAL  
HISPANIC/  
LATINO  
COUNT

US Citizens  
or legal  
permanent  
residents

Foreign  
(Temporary  
students or visa  
holders)/  
Citizenship not  
reported

0  
0  
0  
0  
0  
0  
0  
0  
0  
0


0

0

**Partner 5**

0

**CITIZENSHIP**

TOTAL COUNTS	US Citizens or legal permanent residents	Foreign (Temporary students or visa holders)	Citizenship not reported	TOTAL COUNTS
0				0
0				0
0				0
0				0
0				0
0				0
0				0
0				0
0				0
0	0	0	0	0

**GENDER**

TOTAL COUNTS	Male	Female	Gender Not reported	TOTAL COUNTS
0			0	0
0			0	0
0			0	0
0			0	0
0			0	0
0			0	0
0			0	0
0			0	0
0			0	0
0	0	0	0	0

**DISABILITY**

TOTAL COUNTS	Disabled	Not-disabled/ Not reported	TOTAL COUNTS
0		0	0
0		0	0
0		0	0
0		0	0
0		0	0
0		0	0
0		0	0
0		0	0
0	0	0	0

**CENTER SUPPORT**

Not Center Supported / Support not reported	TOTAL COUNTS	I/UCRC Grant Supported	Center Member Funding Supported	Other Center Income Supported	Not Center Supported / Support not reported	TOTAL COUNTS
0	0				0	0
0	0				0	0



0  
0  
0  
0  
0  
0  
0  
0

0  
0  
0  
0  
0  
0  
0  
0


0  
0  
0  
0  
0  
0  
0  
0

0  
0  
0  
0  
0  
0  
0  
0

**HISPANIC OR LATINO ETHNICITY**

**HISPANIC**

TOTAL HISPANIC/ LATINO COUNT	US Citizens or legal permanent residents	Foreign (Temporary students or visa holders)/ Citizenship not reported
0		
0		
0		
0		
0		
0		
0		
0		
0		
0		
0		
0		

TOTAL  
HISPANIC/  
LATINO  
COUNT  
0  
0  
0  
0  
0  
0  
0  
0  
0  
0  
0  
0



**GENDER**

Male	Female	Gender Not reported
		0
		0
		0
		0
		0
		0
		0
		0
0	0	0

**GENDER**

TOTAL COUNTS	Male	Female
0		
0		
0		
0		
0		
0		
0		
0		
0	0	0

**DISABILITY**

Disabled	Not-disabled/ Not reported
	0
	0
	0
	0
	0
	0
	0
	0
0	0

**DISABILITY**

TOTAL COUNTS	Disabled	Not-disabled/ Not reported
0		0
0		0
0		0
0		0
0		0
0		0
0		0
0		0
0	0	0

**CENTER SUPPORT**

I/UCRC Grant Supported	Center Member Funding Supported	Other Center Income Supported	Not Center Supported / Support not reported
			0
			0

**CENTER SUPPORT**

TOTAL COUNTS	I/UCRC Grant Supported	Center Member Funding Supported
0		
0		



**Partner 8**

0

**CITIZENSHIP**

Citizenship not reported


0

TOTAL COUNTS

0  
0  
0  
0  
0  
0  
0  
0  
0  
0  
0

US Citizens or legal permanent residents

Foreign (Temporary students or visa holders)

Citizenship not reported


0

0

0

**GENDER**

Gender Not reported	TOTAL COUNTS	Male	Female	Gender Not reported
0	0			0
0	0			0
0	0			0
0	0			0
0	0			0
0	0			0
0	0			0
0	0			0
0	0			0
0	0			0
0	0	0	0	0

**DISABILITY**

TOTAL COUNTS	Disabled	Not-disabled/ Not reported
0		0
0		0
0		0
0		0
0		0
0		0
0		0
0		0
0		0
0	0	0

IT

**CENTER SUPPORT**

Other Center Income Supported	Not Center Supported / Support not reported	TOTAL COUNTS	I/UCRC Grant Supported	Center Member Funding Supported	Other Center Income Supported	Not Center Supported / Support not reported
	0	0				0
	0	0				0







**GENDER**

TOTAL COUNTS	Male	Female	Gender Not reported
0			0
0			0
0			0
0			0
0			0
0			0
0			0
0			0
0			0
0			0
0	0	0	0

**GEI**

TOTAL COUNTS	Male
0	
0	
0	
0	
0	
0	
0	
0	
0	
0	
0	0

**DISABILITY**

TOTAL COUNTS	Disabled	Not-disabled/ Not reported
0		0
0		0
0		0
0		0
0		0
0		0
0		0
0		0
0		0
0		0
0	0	0

**DISABILITY**

TOTAL COUNTS	Disabled
0	
0	
0	
0	
0	
0	
0	
0	
0	
0	
0	0

**CENTER SUPPORT**

TOTAL COUNTS	I/UCRC Grant Supported	Center Member Funding Supported	Other Center Income Supported	Not Center Supported / Support not reported
0				0
0				0

**CI**

TOTAL COUNTS	I/UCRC Grant Supported
0	
0	



**Partner 10**

0

**CITIZENSHIP**

Foreign  
(Temporary  
students or visa  
holders)      Citizenship not  
reported


0

0

**Partner 11**

0

**CITIZENSHIP**

TOTAL  
COUNTS      US Citizens  
or legal  
permanent  
residents      Foreign  
(Temporary  
students or visa  
holders)      Citizenship not  
reported


0

0

0

0

**ENDER**

Female	Gender Not reported
0	0
0	0
0	0
0	0
0	0
0	0
0	0
0	0
0	0
0	0

**GENDER**

TOTAL COUNTS	Male	Female	Gender Not reported
0	0	0	0
0	0	0	0
0	0	0	0
0	0	0	0
0	0	0	0
0	0	0	0
0	0	0	0
0	0	0	0
0	0	0	0
0	0	0	0

**Not-disabled/  
Not reported**

0  
0  
0  
0  
0  
0  
0  
0  
0  
0

**DISABILITY**

TOTAL COUNTS	Disabled	Not-disabled/ Not reported
0	0	0
0	0	0
0	0	0
0	0	0
0	0	0
0	0	0
0	0	0
0	0	0
0	0	0
0	0	0

**ENTER SUPPORT**

Center Member Funding Supported	Other Center Income Supported	Not Center Supported / Support not reported
0	0	0
0	0	0

**CENTER SUPPORT**

TOTAL COUNTS	I/UCRC Grant Supported	Center Member Funding Supported	Other Center Income Supported
0	0	0	0
0	0	0	0


0

0

0  
0  
0  
0  
0  
0  
0


0

0

0

0  
0  
0  
0  
0  
0  
0

**ETHNICITY**

Foreign  
(Temporary  
students or visa  
holders)/  
Citizenship not  
reported


0

**HISPANIC OR LATINO ETHNICITY**

TOTAL  
HISPANIC/  
LATINO  
COUNT

US Citizens  
or legal  
permanent  
residents

Foreign  
(Temporary  
students or visa  
holders)/  
Citizenship not  
reported

0  
0  
0  
0  
0  
0  
0  
0  
0  
0


0

0

**Partner 12**

0

**CITIZENSHIP**

TOTAL COUNTS	US Citizens or legal permanent residents	Foreign (Temporary students or visa holders)	Citizenship not reported
0			
0			
0			
0			
0			
0			
0			
0			
0	0	0	0

**GENDER**

TOTAL COUNTS	Male	Female	Gender Not reported
0			0
0			0
0			0
0			0
0			0
0			0
0			0
0			0
0			0
0	0	0	0

**DISABILITY**

TOTAL COUNTS	Disabled	Not-disabled/ Not reported
0		0
0		0
0		0
0		0
0		0
0		0
0		0
0		0
0		0
0	0	0

**CENTER SUPPORT**

Not Center Supported / Support not reported	TOTAL COUNTS	I/UCRC Grant Supported	Center Member Funding Supported	Other Center Income Supported	Not Center Supported / Support not reported
0	0				0
0	0				0





CENTER STRUCTURE  
FY2

PART 6: CENTER PERSONNEL

In the green highlighted areas below and to the right, please enter additional Center personnel information for the I/UCRC Personnel reported on the Part 5: I/UCRC Personnel Sheet. **Report race data for US Citizens and Permanent Residents ONLY on this sheet.**

**NOTE:** If yours is a multi-site center, use the information collected in the "Partner Site Information Sheet" to enter information separately for each site (SCROLL RIGHT). Numbers will be summed automatically in the columns beneath the blue bar, to the left.

Personnel Categories	RACE OF US CITIZEN			
	TOTAL US CITIZEN/ PERM RESIDENT COUNTS	American Indian or Alaska Native	Asian	Black or African American
Directors (See Note 1)	0	0	0	0
Faculty (See Note 2)	0	0	0	0
Professional administrative	0	0	0	0
Research staff	0	0	0	0
Postdocs	0	0	0	0
Doctoral students	0	0	0	0
Masters students	0	0	0	0
Undergraduate students	0	0	0	0
<b>TOTALS</b>	0	0	0	0

**NOTE ON RACE.** Indicate the races of your I/UCRC personnel. Count U.S. citizens and legal permanent residents only. See definitions of ethnicity and race for more information.

**Notes About Ethnicity and Race Categories:**

Race data are collected separately for Hispanic or Latino personnel, Non-Hispanic or Latino personnel, and personnel who do not report an ethnicity. ("Hispanic or Latino" is considered an ethnicity rather than a race; Hispanic or Latino persons can be of any race.)

These categories are established by the Office of Management and Budget (OMB). More information is available on the OMB Web site at <http://www.whitehouse.gov/omb/bulletins/b00-02.html>.

#### ETHNICITY

Hispanic or Latino. A person of Mexican, Puerto Rican, Cuban, South or Central American, or other Spanish culture or origin, regardless of race. Because Hispanic or Latino persons can be of any race, this system divides the collection of race and ethnicity information into three data entry screens.

#### RACES

American Indian or Alaska Native. A person having origins in any of the original peoples of North and South America (including Central America), and who maintains tribal affiliation or community attachment.

Asian. A person having origins in any of the original peoples of the Far East, Southeast Asia, or the Indian subcontinent including, for example, Cambodia, China, India, Japan, Korea, Malaysia, Pakistan, the Philippine Islands, Thailand, and Vietnam.

Black or African American. A person having origins in any of the black racial groups of Africa.

Native Hawaiian or Other Pacific Islander. A person having origins in any of the original peoples of Hawaii, Guam, Samoa, or other Pacific Islands.

White. A person having origins in any of the original peoples of Europe, the Middle East, or North Africa.



PRIMARY SITE

0

RACES AND PERMANENT RESIDENTS

Native Hawaiian or Other Pacific Islander	White	Mixed - Asian and White	Other Mixed Races	No Race Reported
				0
				0
				0
				0
				0
				0
				0
				0
				0
0	0	0	0	0

RACE OF US CITIZENS /

TOTAL US CITIZEN/ PERM RESIDENT COUNTS	American Indian or Alaska Native	Asian	Black or African American
0			
0			
0			
0			
0			
0			
0			
0			
0			
0	0	0	0

**Partner 1**

0

**AND PERMANENT RESIDENTS**

Native Hawaiian or Other Pacific Islander	White	Mixed - Asian and White	Other Mixed Races	No Race Reported	TOTAL US CITIZEN/ PERM RESIDENT COUNTS	American Indian or Alaska Native
				0	0	
				0	0	
				0	0	
				0	0	
				0	0	
				0	0	
				0	0	
				0	0	
0	0	0	0	0	0	0

Partner 2

0

RACE OF US CITIZENS AND PERMANENT RESIDENTS

Asian	Black or African American	Native Hawaiian or Other Pacific Islander	White	Mixed - Asian and White	Other Mixed Races	No Race Reported
0	0	0	0	0	0	0
0	0	0	0	0	0	0
0	0	0	0	0	0	0
0	0	0	0	0	0	0
0	0	0	0	0	0	0
0	0	0	0	0	0	0
0	0	0	0	0	0	0
0	0	0	0	0	0	0
0	0	0	0	0	0	0



**Partner 3**

0

**RACE OF US CITIZENS AND PERMANENT RESIDENTS**

TOTAL US CITIZEN/ PERM RESIDENT COUNTS	American Indian or Alaska Native	Asian	Black or African American	Native Hawaiian or Other Pacific Islander	White	Mixed - Asian and White	Other Mixed Races
0							
0							
0							
0							
0							
0							
0							
0							
0							
0	0	0	0	0	0	0	0

Partner 4

0

RACE OF US CITIZENS AND PERMANENT RESIDI

No Race Reported	TOTAL US CITIZEN/ PERM RESIDENT COUNTS	American Indian or Alaska Native	Asian	Black or African American	Native Hawaiian or Other Pacific Islander	White
0	0					
0	0					
0	0					
0	0					
0	0					
0	0					
0	0					
0	0					
0	0					
0	0					
0	0	0	0	0	0	0



ENTS

Mixed - Asian and White	Other Mixed Races	No Race Reported
		0
		0
		0
		0
		0
		0
		0
		0
		0
0	0	0

RACE OF US CITIZENS /

TOTAL US CITIZEN/ PERM RESIDENT COUNTS	American Indian or Alaska Native	Asian	Black or African American
0			
0			
0			
0			
0			
0			
0			
0			
0			
0	0	0	0

**Partner 5**

0

**AND PERMANENT RESIDENTS**

Native Hawaiian or Other Pacific Islander	White	Mixed - Asian and White	Other Mixed Races	No Race Reported	TOTAL US CITIZEN/ PERM RESIDENT COUNTS	American Indian or Alaska Native
				0	0	
				0	0	
				0	0	
				0	0	
				0	0	
				0	0	
				0	0	
				0	0	
0	0	0	0	0	0	0

Partner 6

0

RACE OF US CITIZENS AND PERMANENT RESIDENTS

Asian	Black or African American	Native Hawaiian or Other Pacific Islander	White	Mixed - Asian and White	Other Mixed Races	No Race Reported
0	0	0	0	0	0	0
0	0	0	0	0	0	0
0	0	0	0	0	0	0
0	0	0	0	0	0	0
0	0	0	0	0	0	0
0	0	0	0	0	0	0
0	0	0	0	0	0	0
0	0	0	0	0	0	0
0	0	0	0	0	0	0



**Partner 7**

0

**RACE OF US CITIZENS AND PERMANENT RESIDENTS**

TOTAL US CITIZEN/ PERM RESIDENT COUNTS	American Indian or Alaska Native	Asian	Black or African American	Native Hawaiian or Other Pacific Islander	White	Mixed - Asian and White	Other Mixed Races
0							
0							
0							
0							
0							
0							
0							
0							
0							
0	0	0	0	0	0	0	0

Partner 8

0

RACE OF US CITIZENS AND PERMANENT RESIDI

No Race Reported	TOTAL US CITIZEN/ PERM RESIDENT COUNTS	American Indian or Alaska Native	Asian	Black or African American	Native Hawaiian or Other Pacific Islander	White
0	0					
0	0					
0	0					
0	0					
0	0					
0	0					
0	0					
0	0					
0	0					
0	0					
0	0	0	0	0	0	0

ENTS

Mixed - Asian and White	Other Mixed Races	No Race Reported
		0
		0
		0
		0
		0
		0
		0
		0
		0
0	0	0

RACE OF US CITIZENS /

TOTAL US CITIZEN/ PERM RESIDENT COUNTS	American Indian or Alaska Native	Asian	Black or African American
0			
0			
0			
0			
0			
0			
0			
0			
0			
0	0	0	0

**Partner 9**

0

**AND PERMANENT RESIDENTS**

Native Hawaiian or Other Pacific Islander	White	Mixed - Asian and White	Other Mixed Races	No Race Reported	TOTAL US CITIZEN/ PERM RESIDENT COUNTS	American Indian or Alaska Native
				0	0	
				0	0	
				0	0	
				0	0	
				0	0	
				0	0	
				0	0	
				0	0	
0	0	0	0	0	0	0

**Partner 10**

0

**RACE OF US CITIZENS AND PERMANENT RESIDENTS**

Asian	Black or African American	Native Hawaiian or Other Pacific Islander	White	Mixed - Asian and White	Other Mixed Races	No Race Reported
0	0	0	0	0	0	0
0	0	0	0	0	0	0
0	0	0	0	0	0	0
0	0	0	0	0	0	0
0	0	0	0	0	0	0
0	0	0	0	0	0	0
0	0	0	0	0	0	0
0	0	0	0	0	0	0
0	0	0	0	0	0	0





**Partner 11**

0

**RACE OF US CITIZENS AND PERMANENT RESIDENTS**

TOTAL US CITIZEN/ PERM RESIDENT COUNTS	American Indian or Alaska Native	Asian	Black or African American	Native Hawaiian or Other Pacific Islander	White	Mixed - Asian and White	Other Mixed Races
0							
0							
0							
0							
0							
0							
0							
0							
0							
0	0	0	0	0	0	0	0

Partner 12

0

RACE OF US CITIZENS AND PERMANENT RESIDI

No Race Reported	TOTAL US CITIZEN/ PERM RESIDENT COUNTS	American Indian or Alaska Native	Asian	Black or African American	Native Hawaiian or Other Pacific Islander	White
0	0					
0	0					
0	0					
0	0					
0	0					
0	0					
0	0					
0	0					
0	0					
0	0					
0	0					
0	0	0	0	0	0	0

**ENTS**

Mixed - Asian and White	Other Mixed Races	No Race Reported
		0
		0
		0
		0
		0
		0
		0
		0
0	0	0

