

2016/17 BACCALAUREATE AND BEYOND (B&B:16/17) MAIN STUDY

OMB # 1850-0926 v.6

Appendix F Confidentiality Pledge Experiment and Survey Facsimile for the B&B:16/17 Main Study, including the Abbreviated Survey and Eligibility Screener with Address Update Items

Submitted by
National Center for Education Statistics
U.S. Department of Education

April 2017
revised November 2017

The 2016/17 Baccalaureate and Beyond Longitudinal Study Confidentiality Pledge Experiment and Main Study Survey Facsimile

In addition to the survey facsimile for the B&B:16/17 main study, including the abbreviated survey and eligibility screener with address update items, this appendix provides mock ups of the screens included in the confidentiality pledge experiment, as detailed in Part B, that will be used for the B&B:16/17 screener and survey. The experiment presents sample members with one of three versions of the Confidentiality Pledge language which is typically presented with the Paperwork Reduction Act (PRA) statement and the study authorization citation at the start of data collection instruments: (1) citing the legislation only; (2) stating that Homeland Security would be monitoring electronic data transmissions required for the data collection; or (3) that federal employees and contractors would perform the monitoring. In addition, the experiment will determine whether the placement of the confidentiality pledge (A) on the first screen encountered in the instrument, which is either the main login screen or the landing page reached through an emailed link (Login Screen Group), where the pledge is provided together with the Paperwork Reduction Act (PRA) statement and the study authorization citation, or (B) on a second screen with the pledge wording presented by itself (Separate Pledge Screen) has an effect on sample members' willingness to initially choose to participate in (participation rate) and ultimately continue through and complete (response rate) each – the screener and the survey.

Also included in this appendix is a list of the items proposed for the 2016/17 Baccalaureate and Beyond Longitudinal Study (B&B:16/17) main study student survey. While most questions in the B&B:16/17 main study student survey remain unchanged from the field test, the B&B:16/17 main study survey also includes some survey modifications based on field test survey results, cognitive interviews of the field test survey, and feedback from the latest B&B:16/17 Technical Review Panel (TRP) meeting conducted in December 2016. Revisions to the survey are intended to reflect current research goals as well as reduce respondent burden and improve data quality.

Table 1 provides a summary of the content of the B&B:16/17 main study student survey. A change field and font color coding indicate whether items have remained the same (black) compared to the B&B:16/17 field test survey, were revised (purple), dropped (red), or added (green). In response to recommendations made at the latest B&B:16/17 TRP, a few items previously tested and included in other NCES studies¹ and items that will improve survey efficiency or data quality, have been added to the B&B:16/17 main study survey.

To balance the inclusion of the additional items, and based on the field test and cognitive testing results, as well as recommendations by the TRP, several other survey questions have been revised or removed to improve efficiency within the survey. The burden estimate of 35 minutes, which was approved for the field test survey, has been reduced to an average respondent burden estimate of 30 minutes for the main study survey.

Additionally, as part of the main study, survey respondents will be asked to upload resumes, although they will not be incentivized for doing so. This alternative data source is being considered to allow us to verify employment and education data obtained in the survey and as possible means to increase efficiency and reduce participant burden in future B&B:16 cohort data collections.

¹ Items from the following studies have been added to the B&B:16/17 main study survey: 2015-16 National Postsecondary Student Aid Study (NPSAS:16) full-scale student survey (OMB# 1850-0666), High School Longitudinal Study of 2009 (HLS:2009) second follow-up full-scale survey (OMB# 1850-0852), 2012/17 Beginning Postsecondary Student Longitudinal Study (BPS:12/17) full-scale student survey (OMB # 1850-0631), and 2008/18 Baccalaureate and Beyond Longitudinal Study (B&B:08/18) field test student survey (OMB# 1850-0729).

Columns have also been added to Table 1 to indicate which items are included in the abbreviated main study survey and the eligibility screener with address update. Additionally, a notation of “(ABBREV)” has been added next to the abbreviated survey items in the facsimile, and a notation of “(SCREENER)” has been added next to all eligibility screener with address update items in the facsimile.

A hyperlinked Table of Contents to the items in the facsimile that are being added to the main study survey, have been revised from the B&B:16/17 field test survey, or are included in the main study abbreviated survey or eligibility screener with address update is provided on page F-15.

Please Note: To allow for greater readability of the following images of exhibit 1, the IES logo and the copyright text that are part of each of the shown here revised screens, were cropped from the bottom of each image. The actual screens will be formatted as shown below, with the IES logo and the copyright text at the bottom.

Baccalaureate and Beyond Longitudinal Study

[Contact Us](#) [Update Contact Info](#)

[HOME](#) [ABOUT B&B](#) [WHAT TO EXPECT](#) [PREVIOUS RESULTS](#) [INFORMATION SECURITY](#)

Welcome to the 2016/17 Baccalaureate and Beyond Longitudinal Study (B&B:16/17)

Get Started!

Study ID Password

Show me what I typed

[Need your Study ID number or password?](#)

NCES is authorized to conduct B&B:16/17 by the Education Sciences Reform Act of 2002 (ESRA 2002, 20 U.S.C. §9543) and to collect students' education records from education agencies or institutions for the purposes of evaluating federally supported education programs under the Family Educational Rights and Privacy Act (FERPA, 34 CFR §§ 99.31(a)(3)(iii) and 99.35). The data are being collected for NCES by RTI International, a U.S.-based nonprofit research organization.

All of the information you provide may be used only for statistical purposes and may not be disclosed, or used, in identifiable form for any other purpose except as required by law (20 U.S.C. §9573 and 6 U.S.C. §151).

According to the Paperwork Reduction Act of 1995, no persons are required to respond to a collection of information unless it displays a valid OMB control number. The valid OMB control number for this voluntary information collection is 1850-0926. The time required to complete this information collection is estimated to average approximately 30 minutes per response, including the time to review instructions, gather the data needed, and complete and review the information collection. If you have any comments concerning the accuracy of the time estimate, suggestions for improving this survey, or any comments or concerns regarding the status of your individual submission of this survey, please write directly to: The 2016/17 Baccalaureate and Beyond Longitudinal Study (B&B:16/17), National Center for Education Statistics, Potomac Center Plaza, 550 12th St, SW, Room 4004, Washington, DC 20202. OMB Clearance No: 1850-0926 Expiration Date: 5/31/2020.

ies INSTITUTE OF EDUCATION SCIENCES

Copyright 2014-16 U.S. Department of Education. All rights reserved.

Exhibit 1. Mocked Up Screens for the Confidentiality Pledge Wording and Placement Experiment, By Text Group and Screen Placement (to be used for the B&B:16/17 screener and survey)

Screen 1 (website launch):

Text group: CONTROL Placement: LOGIN SCREEN

Baccalaureate and Beyond Longitudinal Study

HOME ABOUT B&B WHAT TO EXPECT PREVIOUS RESULTS INFORMATION SECURITY

Welcome to the 2016/17 Baccalaureate and Beyond Longitudinal Study (B&B:16/17)

Get Started!

Study ID Password

Show me what I typed Login

Need your Study ID number or password?

NCES is authorized to conduct B&B:16/17 by the Education Sciences Reform Act of 2002 (ESRA 2002, 20 U.S.C. §9543) and to collect students' education records from education agencies or institutions for the purposes of evaluating federally supported education programs under the Family Educational Rights and Privacy Act (FERPA, 34 CFR §§ 99.31(a)(3)(iii) and 99.35). The data are being collected for NCES by RTI International, a U.S.-based nonprofit research organization.

All of the information you provide may be used only for statistical purposes and may not be disclosed, or used, in identifiable form for any other purpose except as required by law (20 U.S.C. §9573 and 6 U.S.C. §151).

According to the Paperwork Reduction Act of 1995, no persons are required to respond to a collection of information unless it displays a valid OMB control number. The valid OMB control number for this voluntary information collection is 1850-0926. The time required to complete this information collection is estimated to average approximately 30 minutes per response, including the time to review instructions, gather the data needed, and complete and review the information collection. If you have any comments concerning the accuracy of the time estimate, suggestions for improving this survey, or any comments or concerns regarding the status of your individual submission of this survey, please write directly to: The 2016/17 Baccalaureate and Beyond Longitudinal Study (B&B:16/17), National Center for Education Statistics, Potomac Center Plaza, 550 12th St, SW, Room 4004, Washington, DC 20202. OMB Clearance No: 1850-0926 Expiration Date: 5/31/2020.

Screen 1 (direct link from email):



Welcome to the 2016/17 Baccalaureate and Beyond Longitudinal Study (B&B:16/17)

Here are a few things to remember before you begin:

You can stop the survey at any time by clicking the "Logout" link at the upper left corner of the screen. When you log in again, you can resume where you left off.

Need more help?

If you have any questions about logging in or about the survey questions, please use the "help" button at the top of your screen or call our help desk at 877-287-3782.

Get started!

When you're ready to begin, please click the "Get Started" button.

Get Started!



NCES is authorized to conduct B&B:16/17 by the Education Sciences Reform Act of 2002 (ESRA 2002, 20 U.S.C. §9543) and to collect students' education records from education agencies or institutions for the purposes of evaluating federally supported education programs under the Family Educational Rights and Privacy Act (FERPA, 34 CFR § 99.31(a)(3)(iii) and 99.35). The data are being collected for NCES by RTI International, a U.S.-based nonprofit research organization.

All of the information you provide may be used only for statistical purposes and may not be disclosed, or used, in identifiable form for any other purpose except as required by law (20 U.S.C. §9573 and 6 U.S.C. §151).

According to the Paperwork Reduction Act of 1995, no persons are required to respond to a collection of information unless it displays a valid OMB control number. The valid OMB control number for this voluntary information collection is 1850-0926. The time required to complete this information collection is estimated to average approximately 30 minutes per response, including the time to review instructions, gather the data needed, and complete and review the information collection. If you have any comments concerning the accuracy of the time estimate, suggestions for improving this survey, or any comments or concerns regarding the status of your individual submission of this survey, please write directly to: The 2016/17 Baccalaureate and Beyond Longitudinal Study (B&B:16/17), National Center for Education Statistics, Potomac Center Plaza, 550 12th St, SW, Room 4004, Washington, DC 20202. OMB Clearance No: 1850-0926 Expiration Date: 5/31/2020.

Text group: CONTROL Placement: LOGIN SCREEN

Screen 2:



Yes

No

Next

Screen 3:

Before you continue, it is important to verify that we are surveying the correct person.

Are you Sarah Marie Jones?



Please select the school you were attending for your bachelor's degree during the 2015-16 academic year from the list below.

- NPSAS Institution
- [Other Institution 1]
- [Other Institution 2]
- [Other Institution 3]
- [Other Institution 4]
- [Other Institution 5]
- [Other Institution 6]
- None of the above

Next

Text group: CONTROL Placement: LOGIN SCREEN

Screen 4:



Recently, we sent you information about a study we're conducting for the U.S. Department of Education about the issues facing college graduates one year after earning their bachelor's degree. The survey takes about 30 minutes and as a token of our appreciation, you will receive \$ for participating. You may decline to answer any question or stop the survey at any time.

If you have any questions about this study, you may contact the study's director, Jennifer Wine, at 877-225-8470. (To learn more about your rights as a participant, [click here.](#))

To review the letter that we mailed, [click here](#) (PDF letter).

To review the study brochure, [click here](#) (PDF brochure).

Do you want to begin the survey now?

- Yes, I agree to participate now
- Not now, but I want to participate at a later time
- No, I do not want to participate at all

Enter a comment for this form

Previous

Next

Screen 1 (website launch):

Baccalaureate and Beyond Longitudinal Study

HOME ABOUT B&B WHAT TO EXPECT PREVIOUS RESULTS INFORMATION SECURITY

>Welcome to the 2016/17 Baccalaureate and Beyond Longitudinal Study (B&B:16/17)

Get Started!

Study ID Password

Show me what I typed Login

Need your Study ID number or password?

NCES is authorized to conduct B&B:16/17 by the Education Sciences Reform Act of 2002 (ESRA 2002, 20 U.S.C. §9543) and to collect students' education records from education agencies or institutions for the purposes of evaluating federally supported education programs under the Family Educational Rights and Privacy Act (FERPA, 34 CFR §§ 99.31(a)(3)(iii) and 99.35). The data are being collected for NCES by RTI International, a U.S.-based nonprofit research organization.

According to the Paperwork Reduction Act of 1995, no persons are required to respond to a collection of information unless it displays a valid OMB control number. The valid OMB control number for this voluntary information collection is 1850-0926. The time required to complete this information collection is estimated to average approximately 30 minutes per response, including the time to review instructions, gather the data needed, and complete and review the information collection. If you have any comments concerning the accuracy of the time estimate, suggestions for improving this survey, or any comments or concerns regarding the status of your individual submission of this survey, please write directly to: The 2016/17 Baccalaureate and Beyond Longitudinal Study (B&B:16/17), National Center for Education Statistics, Potomac Center Plaza, 550 12th St. SW, Room 4004, Washington, DC 20202. OMB Clearance No: 1850-0926 Expiration Date: 5/31/2020.

Screen 1 (direct link from email):

Baccalaureate and Beyond Longitudinal Study

HOME ABOUT B&B WHAT TO EXPECT PREVIOUS RESULTS INFORMATION SECURITY

>Welcome to the 2016/17 Baccalaureate and Beyond Longitudinal Study (B&B:16/17)

Get Started!

Here are a few things to remember before you begin:
You can stop the survey at any time by clicking the "Logout" link at the upper left corner of the screen. When you log in again, you can resume where you left off.

Need more help?
If you have any questions about logging in or about the survey questions, please use the "help" button at the top of your screen or call our help desk at 877-287-3782.

Get started!
When you're ready to begin, please click the "Get Started" button.

Get Started!

NCES is authorized to conduct B&B:16/17 by the Education Sciences Reform Act of 2002 (ESRA 2002, 20 U.S.C. §9543) and to collect students' education records from education agencies or institutions for the purposes of evaluating federally supported education programs under the Family Educational Rights and Privacy Act (FERPA, 34 CFR §§ 99.31(a)(3)(iii) and 99.35). The data are being collected for NCES by RTI International, a U.S.-based nonprofit research organization.

According to the Paperwork Reduction Act of 1995, no persons are required to respond to a collection of information unless it displays a valid OMB control number. The valid OMB control number for this voluntary information collection is 1850-0926. The time required to complete this information collection is estimated to average approximately 30 minutes per response, including the time to review instructions, gather the data needed, and complete and review the information collection. If you have any comments concerning the accuracy of the time estimate, suggestions for improving this survey, or any comments or concerns regarding the status of your individual submission of this survey, please write directly to: The 2016/17 Baccalaureate and Beyond Longitudinal Study (B&B:16/17), National Center for Education Statistics, Potomac Center Plaza, 550 12th St. SW, Room 4004, Washington, DC 20202. OMB Clearance No: 1850-0926 Expiration Date: 5/31/2020.

Screen 2:



BACCALAUREATE
AND BEYOND
LONGITUDINAL STUDY

 HELP  LOG OUT

All of the information you provide may be used only for statistical purposes and may not be disclosed, or used, in identifiable form for any other purpose except as required by law (20 U.S.C. §9573 and 6 U.S.C. §151).

[Next >](#)

Screen 3:



BACCALAUREATE
AND BEYOND
LONGITUDINAL STUDY

 HELP  LOG OUT

STUDY ID: EMT_SEC_SCREENSHOTS
PLEDGE AND SECURITY - RESPONF

0% Complete

Before you continue, it is important to verify that we are surveying the correct person.

Are you Sarah Marie Jones?

- Yes
- No

[Next >](#)

Screen 4:



**BACCALAUREATE
AND BEYOND
LONGITUDINAL STUDY**

STUDY ID: EMT_SEC_SCREENSHOTS
PLEDGE AND SECURITY - SECSCHPKLST

? HELP
 ⏻ LOG OUT


0% Complete

Please select the school you were attending for your bachelor's degree during the 2015-16 academic year from the list below.

- NPSAS Institution
- [Other Institution 1]
- [Other Institution 2]
- [Other Institution 3]
- [Other Institution 4]
- [Other Institution 5]
- [Other Institution 6]
- None of the above

Next ➔

Screen 5:



**BACCALAUREATE
AND BEYOND
LONGITUDINAL STUDY**

STUDY ID: JSW1
FRONTEND - INFCON -> 1

? HELP
 ⏻ LOG OUT

0% Complete

Recently, we sent you information about a study we're conducting for the U.S. Department of Education about the issues facing college graduates one year after earning their bachelor's degree. The survey takes about 30 minutes and as a token of our appreciation, you will receive \$ for participating. You may decline to answer any question or stop the survey at any time.

If you have any questions about this study, you may contact the study's director, Jennifer Wine, at 877-225-8470. (To learn more about your rights as a participant, [click here.](#))

To review the letter that we mailed, [click here](#) (PDF letter).

To review the study brochure, [click here](#) (PDF brochure).

Do you want to begin the survey now?

- Yes, I agree to participate now
- Not now, but I want to participate at a later time
- No, I do not want to participate at all

💬 Enter a comment for this form

⏪ Previous

Next ➔

Screen 1 (website launch):

NCES is authorized to conduct B&B:16/17 by the Education Sciences Reform Act of 2002 (ESRA 2002, 20 U.S.C. §9543) and to collect students' education records from education agencies or institutions for the purposes of evaluating federally supported education programs under the Family Educational Rights and Privacy Act (FERPA, 34 CFR §§ 99.31(a)(3)(iii) and 99.35). The data are being collected for NCES by RTI International, a U.S.-based nonprofit research organization.

All of the information you provide may be used only for statistical purposes and may not be disclosed, or used, in identifiable form for any other purpose except as required by law (20 U.S.C. §9573). By law, any NCES employee or NCES contractor who willfully discloses any identifiable information about you or your school is subject to a jail term of up to 5 years, a fine of up to \$250,000, or both. Electronic transmission of your information will be monitored for viruses, malware, and other threats by Homeland Security in accordance with the Cybersecurity Enhancement Act of 2015.

According to the Paperwork Reduction Act of 1995, no persons are required to respond to a collection of information unless it displays a valid OMB control number. The valid OMB control number for this voluntary information collection is 1850-0926. The time required to complete this information collection is estimated to average approximately 30 minutes per response, including the time to review instructions, gather the data needed, and complete and review the information collection. If you have any comments concerning the accuracy of the time estimate, suggestions for improving this survey, or any comments or concerns regarding the status of your individual submission of this survey, please write directly to: The 2016/17 Baccalaureate and Beyond Longitudinal Study (B&B:16/17), National Center for Education Statistics, Potomac Center Plaza, 550 12th St, SW, Room 4004, Washington, DC 20202. OMB Clearance No: 1850-0926 Expiration Date: 5/31/2020.

Screen 1 (direct link from email):

NCES is authorized to conduct B&B:16/17 by the Education Sciences Reform Act of 2002 (ESRA 2002, 20 U.S.C. §9543) and to collect students' education records from education agencies or institutions for the purposes of evaluating federally supported education programs under the Family Educational Rights and Privacy Act (FERPA, 34 CFR §§ 99.31(a)(3)(iii) and 99.35). The data are being collected for NCES by RTI International, a U.S.-based nonprofit research organization.

All of the information you provide may be used only for statistical purposes and may not be disclosed, or used, in identifiable form for any other purpose except as required by law (20 U.S.C. §9573). By law, any NCES employee or NCES contractor who willfully discloses any identifiable information about you or your school is subject to a jail term of up to 5 years, a fine of up to \$250,000, or both. Electronic transmission of your information will be monitored for viruses, malware, and other threats by Homeland Security in accordance with the Cybersecurity Enhancement Act of 2015.

According to the Paperwork Reduction Act of 1995, no persons are required to respond to a collection of information unless it displays a valid OMB control number. The valid OMB control number for this voluntary information collection is 1850-0926. The time required to complete this information collection is estimated to average approximately 30 minutes per response, including the time to review instructions, gather the data needed, and complete and review the information collection. If you have any comments concerning the accuracy of the time estimate, suggestions for improving this survey, or any comments or concerns regarding the status of your individual submission of this survey, please write directly to: The 2016/17 Baccalaureate and Beyond Longitudinal Study (B&B:16/17), National Center for Education Statistics, Potomac Center Plaza, 550 12th St, SW, Room 4004, Washington, DC 20202. OMB Clearance No: 1850-0926 Expiration Date: 5/31/2020.

Screen 2:



BACCALAUREATE
AND BEYOND
LONGITUDINAL STUDY

STUDY ID: EMT_SEC_SCREENSHOTS
PLEDGE AND SECURITY - RESPONF

0% Complete

HELP LOG OUT

Before you continue, it is important to verify that we are surveying the correct person.

Are you Sarah Marie Jones?

- Yes
- No

Next >

Screen 3:



BACCALAUREATE
AND BEYOND
LONGITUDINAL STUDY

STUDY ID: EMT_SEC_SCREENSHOTS
PLEDGE AND SECURITY - SECSCHPKLST

0% Complete


HELP LOG OUT

Please select the school you were attending for your bachelor's degree during the 2015-16 academic year from the list below.

- NPSAS Institution
- [Other Institution 1]
- [Other Institution 2]
- [Other Institution 3]
- [Other Institution 4]
- [Other Institution 5]
- [Other Institution 6]
- None of the above

Next >

Screen 4:



BACCALAUREATE
AND BEYOND
LONGITUDINAL STUDY

STUDY ID: JSW1
FRONTEND - INFCON -> 1

0% Complete

HELP LOG OUT

Recently, we sent you information about a study we're conducting for the U.S. Department of Education about the issues facing college graduates one year after earning their bachelor's degree. The survey takes about 30 minutes and as a token of our appreciation, you will receive \$ for participating. You may decline to answer any question or stop the survey at any time.

If you have any questions about this study, you may contact the study's director, Jennifer Wine, at 877-225-8470. (To learn more about your rights as a participant, [click here.](#))

To review the letter that we mailed, [click here](#) (PDF letter).

To review the study brochure, [click here](#) (PDF brochure).

Do you want to begin the survey now?

- Yes, I agree to participate now
- Not now, but I want to participate at a later time
- No, I do not want to participate at all

Enter a comment for this form

Previous Next

Screen 1 (website launch):

Baccalaureate and Beyond Longitudinal Study

HOME ABOUT B&B WHAT TO EXPECT PREVIOUS RESULTS INFORMATION SECURITY

>Welcome to the 2016/17 Baccalaureate and Beyond Longitudinal Study (B&B:16/17)

Get Started!

Study ID Password

Show me what I typed Login

Need your Study ID number or password?

NCES is authorized to conduct B&B:16/17 by the Education Sciences Reform Act of 2002 (ESRA 2002, 20 U.S.C. §9543) and to collect students' education records from education agencies or institutions for the purposes of evaluating federally supported education programs under the Family Educational Rights and Privacy Act (FERPA, 34 CFR §§ 99.31(a)(3)(iii) and 99.35). The data are being collected for NCES by RTI International, a U.S.-based nonprofit research organization.

According to the Paperwork Reduction Act of 1995, no persons are required to respond to a collection of information unless it displays a valid OMB control number. The valid OMB control number for this voluntary information collection is 1850-0926. The time required to complete this information collection is estimated to average approximately 30 minutes per response, including the time to review instructions, gather the data needed, and complete and review the information collection. If you have any comments concerning the accuracy of the time estimate, suggestions for improving this survey, or any comments or concerns regarding the status of your individual submission of this survey, please write directly to: The 2016/17 Baccalaureate and Beyond Longitudinal Study (B&B:16/17), National Center for Education Statistics, Potomac Center Plaza, 550 12th St. SW, Room 4004, Washington, DC 20202. OMB Clearance No: 1850-0926 Expiration Date: 5/31/2020.

Screen 1 (direct link from email):

Baccalaureate and Beyond Longitudinal Study

HOME ABOUT B&B WHAT TO EXPECT PREVIOUS RESULTS INFORMATION SECURITY

>Welcome to the 2016/17 Baccalaureate and Beyond Longitudinal Study (B&B:16/17)

Get Started!

Here are a few things to remember before you begin:
You can stop the survey at any time by clicking the "Logout" link at the upper left corner of the screen. When you log in again, you can resume where you left off.

Need more help?
If you have any questions about logging in or about the survey questions, please use the "help" button at the top of your screen or call our help desk at 877-287-3782.


Get started!
When you're ready to begin, please click the "Get Started" button.



Get Started!

NCES is authorized to conduct B&B:16/17 by the Education Sciences Reform Act of 2002 (ESRA 2002, 20 U.S.C. §9543) and to collect students' education records from education agencies or institutions for the purposes of evaluating federally supported education programs under the Family Educational Rights and Privacy Act (FERPA, 34 CFR §§ 99.31(a)(3)(iii) and 99.35). The data are being collected for NCES by RTI International, a U.S.-based nonprofit research organization.

According to the Paperwork Reduction Act of 1995, no persons are required to respond to a collection of information unless it displays a valid OMB control number. The valid OMB control number for this voluntary information collection is 1850-0926. The time required to complete this information collection is estimated to average approximately 30 minutes per response, including the time to review instructions, gather the data needed, and complete and review the information collection. If you have any comments concerning the accuracy of the time estimate, suggestions for improving this survey, or any comments or concerns regarding the status of your individual submission of this survey, please write directly to: The 2016/17 Baccalaureate and Beyond Longitudinal Study (B&B:16/17), National Center for Education Statistics, Potomac Center Plaza, 550 12th St. SW, Room 4004, Washington, DC 20202. OMB Clearance No: 1850-0926 Expiration Date: 5/31/2020.

Screen 2:

 BACCALAUREATE
AND BEYOND
LONGITUDINAL STUDY

 HELP  LOG OUT

All of the information you provide may be used only for statistical purposes and may not be disclosed, or used, in identifiable form for any other purpose except as required by law (20 U.S.C. §9573). By law, any NCES employee or NCES contractor who willfully discloses any identifiable information about you or your school is subject to a jail term of up to 5 years, a fine of up to \$250,000, or both. Electronic transmission of your information will be monitored for viruses, malware, and other threats by Homeland Security in accordance with the Cybersecurity Enhancement Act of 2015.

[Next >](#)

Screen 3:

 BACCALAUREATE
AND BEYOND
LONGITUDINAL STUDY

 HELP  LOG OUT

STUDY ID: EMT_SEC_SCREENSHOTS
PLEDGE AND SECURITY - RESPONF

0% Complete

Before you continue, it is important to verify that we are surveying the correct person.

Are you Sarah Marie Jones?

- Yes
 No

[Next >](#)

Screen 4:



BACCALAUREATE
AND BEYOND
LONGITUDINAL STUDY

STUDY ID: EMT_SEC_SCREENSHOTS
PLEDGE AND SECURITY - SECSCHPKLST

0% Complete


HELP LOG OUT

Please select the school you were attending for your bachelor's degree during the 2015-16 academic year from the list below.

- NPSAS Institution
- [Other Institution 1]
- [Other Institution 2]
- [Other Institution 3]
- [Other Institution 4]
- [Other Institution 5]
- [Other Institution 6]
- None of the above

Next >

Screen 5:



BACCALAUREATE
AND BEYOND
LONGITUDINAL STUDY

STUDY ID: JSW1
FRONTEND - INFCON -> 1

0% Complete

HELP LOG OUT

Recently, we sent you information about a study we're conducting for the U.S. Department of Education about the issues facing college graduates one year after earning their bachelor's degree. The survey takes about 30 minutes and as a token of our appreciation, you will receive \$ for participating. You may decline to answer any question or stop the survey at any time.

If you have any questions about this study, you may contact the study's director, Jennifer Wine, at 877-225-8470. (To learn more about your rights as a participant, [click here.](#))

To review the letter that we mailed, [click here](#) (PDF letter).

To review the study brochure, [click here](#) (PDF brochure).

Do you want to begin the survey now?

- Yes, I agree to participate now
- Not now, but I want to participate at a later time
- No, I do not want to participate at all

Enter a comment for this form

Previous Next

Screen 1 (website launch):

NCES is authorized to conduct B&B:16/17 by the Education Sciences Reform Act of 2002 (ESRA 2002, 20 U.S.C. §9543) and to collect students' education records from education agencies or institutions for the purposes of evaluating federally supported education programs under the Family Educational Rights and Privacy Act (FERPA, 34 CFR §§ 99.31(a)(3)(iii) and 99.35). The data are being collected for NCES by RTI International, a U.S.-based nonprofit research organization.

All of the information you provide may be used only for statistical purposes and may not be disclosed, or used, in identifiable form for any other purpose except as required by law (20 U.S.C. §9573). By law, any NCES employee or NCES contractor who willfully discloses any identifiable information about you or your school is subject to a jail term of up to 5 years, a fine of up to \$250,000, or both. Electronic transmission of your information will be monitored for viruses, malware, and other threats by Federal employees and contractors in accordance with the Cybersecurity Enhancement Act of 2015.

According to the Paperwork Reduction Act of 1995, no persons are required to respond to a collection of information unless it displays a valid OMB control number. The valid OMB control number for this voluntary information collection is 1850-0926. The time required to complete this information collection is estimated to average approximately 30 minutes per response, including the time to review instructions, gather the data needed, and complete and review the information collection. If you have any comments concerning the accuracy of the time estimate, suggestions for improving this survey, or any comments or concerns regarding the status of your individual submission of this survey, please write directly to: The 2016/17 Baccalaureate and Beyond Longitudinal Study (B&B:16/17), National Center for Education Statistics, Potomac Center Plaza, 550 12th St, SW, Room 4004, Washington, DC 20202. OMB Clearance No: 1850-0926 Expiration Date: 5/31/2020.

Screen 1 (direct link from email):

NCES is authorized to conduct B&B:16/17 by the Education Sciences Reform Act of 2002 (ESRA 2002, 20 U.S.C. §9543) and to collect students' education records from education agencies or institutions for the purposes of evaluating federally supported education programs under the Family Educational Rights and Privacy Act (FERPA, 34 CFR §§ 99.31(a)(3)(iii) and 99.35). The data are being collected for NCES by RTI International, a U.S.-based nonprofit research organization.

All of the information you provide may be used only for statistical purposes and may not be disclosed, or used, in identifiable form for any other purpose except as required by law (20 U.S.C. §9573). By law, any NCES employee or NCES contractor who willfully discloses any identifiable information about you or your school is subject to a jail term of up to 5 years, a fine of up to \$250,000, or both. Electronic transmission of your information will be monitored for viruses, malware, and other threats by Federal employees and contractors in accordance with the Cybersecurity Enhancement Act of 2015.

According to the Paperwork Reduction Act of 1995, no persons are required to respond to a collection of information unless it displays a valid OMB control number. The valid OMB control number for this voluntary information collection is 1850-0926. The time required to complete this information collection is estimated to average approximately 30 minutes per response, including the time to review instructions, gather the data needed, and complete and review the information collection. If you have any comments concerning the accuracy of the time estimate, suggestions for improving this survey, or any comments or concerns regarding the status of your individual submission of this survey, please write directly to: The 2016/17 Baccalaureate and Beyond Longitudinal Study (B&B:16/17), National Center for Education Statistics, Potomac Center Plaza, 550 12th St, SW, Room 4004, Washington, DC 20202. OMB Clearance No: 1850-0926 Expiration Date: 5/31/2020.

Screen 2:



BACCALAUREATE
AND BEYOND
LONGITUDINAL STUDY

STUDY ID: EMT_SEC_SCREENSHOTS
PLEDGE AND SECURITY - RESPONF

0% Complete

HELP LOG OUT

Before you continue, it is important to verify that we are surveying the correct person.

Are you Sarah Marie Jones?

- Yes
- No

Next >

Screen 3:



BACCALAUREATE
AND BEYOND
LONGITUDINAL STUDY

STUDY ID: EMT_SEC_SCREENSHOTS
PLEDGE AND SECURITY - SECSCHPKLST

0% Complete


HELP LOG OUT

Please select the school you were attending for your bachelor's degree during the 2015-16 academic year from the list below.

- NPSAS Institution
- [Other Institution 1]
- [Other Institution 2]
- [Other Institution 3]
- [Other Institution 4]
- [Other Institution 5]
- [Other Institution 6]
- None of the above

Next >

Screen 4:



BACCALAUREATE
AND BEYOND
LONGITUDINAL STUDY

STUDY ID: JSW1
FRONTEND - INFCON -> 1

0% Complete

HELP LOG OUT

Recently, we sent you information about a study we're conducting for the U.S. Department of Education about the issues facing college graduates one year after earning their bachelor's degree. The survey takes about 30 minutes and as a token of our appreciation, you will receive \$ for participating. You may decline to answer any question or stop the survey at any time.

If you have any questions about this study, you may contact the study's director, Jennifer Wine, at 877-225-8470. (To learn more about your rights as a participant, [click here.](#))

To review the letter that we mailed, [click here](#) (PDF letter).

To review the study brochure, [click here](#) (PDF brochure).

Do you want to begin the survey now?

- Yes, I agree to participate now
- Not now, but I want to participate at a later time
- No, I do not want to participate at all

Enter a comment for this form

Previous Next

Screen 1 (website launch):

NCES is authorized to conduct B&B:16/17 by the Education Sciences Reform Act of 2002 (ESRA 2002, 20 U.S.C. §9543) and to collect students' education records from education agencies or institutions for the purposes of evaluating federally supported education programs under the Family Educational Rights and Privacy Act (FERPA, 34 CFR §§ 99.31(a)(3)(iii) and 99.35). The data are being collected for NCES by RTI International, a U.S.-based nonprofit research organization.


According to the Paperwork Reduction Act of 1995, no persons are required to respond to a collection of information unless it displays a valid OMB control number. The valid OMB control number for this voluntary information collection is 1850-0926. The time required to complete this information collection is estimated to average approximately 30 minutes per response, including the time to review instructions, gather the data needed, and complete and review the information collection. If you have any comments concerning the accuracy of the time estimate, suggestions for improving this survey, or any comments or concerns regarding the status of your individual submission of this survey, please write directly to: The 2016/17 Baccalaureate and Beyond Longitudinal Study (B&B:16/17), National Center for Education Statistics, Potomac Center Plaza, 550 12th St. SW, Room 4004, Washington, DC 20202. OMB Clearance No: 1850-0926 Expiration Date: 5/31/2020.

Screen 1 (direct link from email):



NCES is authorized to conduct B&B:16/17 by the Education Sciences Reform Act of 2002 (ESRA 2002, 20 U.S.C. §9543) and to collect students' education records from education agencies or institutions for the purposes of evaluating federally supported education programs under the Family Educational Rights and Privacy Act (FERPA, 34 CFR §§ 99.31(a)(3)(iii) and 99.35). The data are being collected for NCES by RTI International, a U.S.-based nonprofit research organization.

According to the Paperwork Reduction Act of 1995, no persons are required to respond to a collection of information unless it displays a valid OMB control number. The valid OMB control number for this voluntary information collection is 1850-0926. The time required to complete this information collection is estimated to average approximately 30 minutes per response, including the time to review instructions, gather the data needed, and complete and review the information collection. If you have any comments concerning the accuracy of the time estimate, suggestions for improving this survey, or any comments or concerns regarding the status of your individual submission of this survey, please write directly to: The 2016/17 Baccalaureate and Beyond Longitudinal Study (B&B:16/17), National Center for Education Statistics, Potomac Center Plaza, 550 12th St. SW, Room 4004, Washington, DC 20202. OMB Clearance No: 1850-0926 Expiration Date: 5/31/2020.

Screen 2:



BACCALAUREATE
AND BEYOND
LONGITUDINAL STUDY

 HELP  LOG OUT

All of the information you provide may be used only for statistical purposes and may not be disclosed, or used, in identifiable form for any other purpose except as required by law (20 U.S.C. §9573). By law, any NCES employee or NCES contractor who willfully discloses any identifiable information about you or your school is subject to a jail term of up to 5 years, a fine of up to \$250,000, or both. Electronic transmission of your information will be monitored for viruses, malware, and other threats by Federal employees and contractors in accordance with the Cybersecurity Enhancement Act of 2015.

[Next >](#)

Screen 3:



BACCALAUREATE
AND BEYOND
LONGITUDINAL STUDY

STUDY ID: EMT_SEC_SCREENSHOTS
PLEDGE AND SECURITY - RESPCONF

 HELP  LOG OUT

0% Complete

Before you continue, it is important to verify that we are surveying the correct person.

Are you Sarah Marie Jones?

- Yes
- No

[Next >](#)

Screen 4:



**BACCALAUREATE
AND BEYOND
LONGITUDINAL STUDY**

STUDY ID: EMT_SEC_SCREENSHOTS
PLEDGE AND SECURITY - SEC SCHPKLST

? HELP
 ⏻ LOG OUT


0% Complete

Please select the school you were attending for your bachelor's degree during the 2015-16 academic year from the list below.

- NPSAS Institution
- [Other Institution 1]
- [Other Institution 2]
- [Other Institution 3]
- [Other Institution 4]
- [Other Institution 5]
- [Other Institution 6]
- None of the above

Next ➔

Screen 5:



**BACCALAUREATE
AND BEYOND
LONGITUDINAL STUDY**

STUDY ID: JSW1
FRONTEND - INFCON -> 1

? HELP
 ⏻ LOG OUT

0% Complete

Recently, we sent you information about a study we're conducting for the U.S. Department of Education about the issues facing college graduates one year after earning their bachelor's degree. The survey takes about 30 minutes and as a token of our appreciation, you will receive \$ for participating. You may decline to answer any question or stop the survey at any time.

If you have any questions about this study, you may contact the study's director, Jennifer Wine, at 877-225-8470. (To learn more about your rights as a participant, [click here.](#))

To review the letter that we mailed, [click here](#) (PDF letter).

To review the study brochure, [click here](#) (PDF brochure).

Do you want to begin the survey now?

- Yes, I agree to participate now
- Not now, but I want to participate at a later time
- No, I do not want to participate at all

💬 Enter a comment for this form

⏪ Previous

Next ➔

Table 1. B&B:16/17 Main Study Student Survey

Variable name	Variable label	Change Added (A), Revised (R) Drop (D)	Rationale	Abbreviated	Eligibility screener with address update
RESPCONF	Correct respondent identified	R	School name has been removed from this item, because it is used for respondent verification in SECSCHPKLST.	X	X
SECSCHPKLST	Security question: respondent verification	A	Item asks respondent to identify the school they attended from a picklist.	X	X
SECCHALLENGE	Security question: contact information collection and verification	A	Collects contact information to verify respondent identity and enable follow-up with respondents who fail the verification item(s)	X	X
INFOPAGE	Condensed study information	R	Added language especially for the eligibility screener with address update.	X	X
END1	End form for respondents who indicated wanting to complete survey later	R	Added language especially for the eligibility screener with address update.	X	X
END1TEXT	End form cell phone number and provider	R	Added language especially for the eligibility screener with address update.	X	X
END2	End form for respondents who declined to complete survey	R	Added language especially for the eligibility screener with address update.	X	X
RETRNFRM	Continue with web survey	R	Added language especially for the eligibility screener with address update.	X	X
BB17AAWRDT	Date awarded bachelor's degree from NPSAS		No change	X	X
BB17ASAME	Completed bachelor's degree at same time as awarded bachelor's degree		No change	X	X
BB17AWHEN	Date completed bachelor's degree requirements from NPSAS		No change	X	X
BB17AWHYSM	Why listed as being awarded bachelor's degree at NPSAS by June 30, 2016.		No change	X	X
BB17ANPSCH	Completed bachelor's degree at NPSAS institution		No change	X	X
BB17ABYE	Ineligible contact information		No change	X	X
BB17AMARR	Current marital status		No change		
BB17AMARSMY	Date of current marital status		No change		
BB17AHCOMP	Household composition		No change		
BB17AFINCON	Shares financial responsibilities with household adult		No change		
BB17AFINWHO	Adult in household who shares financial responsibilities		No change		
BB17BINTRO	Undergraduate education introductory form		No change		
BB17BNFST	NPSAS institution was first postsecondary institution after completing high school requirements	D	Removed per TRP recommendation. Items asked last year in base-year survey. Removed to reduce respondent burden.		
BB17BFSTSTR	Date first attended any postsecondary institution	D	Removed per TRP recommendation. Items asked last year in base-year survey. Removed to reduce respondent burden.		
BB17BNPBMY	Date first enrolled at NPSAS institution for bachelor's degree (BA degree)	D	Removed per TRP recommendation. Items asked last year in base-year survey. Removed to reduce respondent burden.		

Variable name	Variable label	Change Added (A), Revised (R) Drop (D)	Rationale	Abbreviated	Eligibility screener with address update
BB17BDBLMAJ	Double major for BA degree at NPSAS		No change		
BB17BNPVERMJ2	Verify preloaded double majors for BA degree at NPSAS	A	Added to improve survey efficiency and reduce burden. Set-up of these items is identical to items in BPS:12/17.		
BB17BVERNPMJAJ	Verify preloaded single major for BA degree at NPSAS	A	Added to improve survey efficiency and reduce burden. Set-up of these items is identical to items in BPS:12/17.		
BB17BNPMAJPT	Major or field of study 1 for BA degree at NPSAS		No change		
BB17BNPMJ2PT	Major or field of study 2 for BA degree at NPSAS		No change		
BB17BNPCHNM	Number of times formally changed major for BA degree at NPSAS		No change		
BB17BNPOMAJPT	Original declared major for BA degree at NPSAS		No change		
BB17BNPCONT	Took any breaks from NPSAS that lasted more than four months		No change		
BB17BNPUGDEG	Earned undergraduate certificate or diploma or associate's degree at NPSAS prior to completing BA degree		No change		
BB17BNPAWDAT	Date received other undergraduate degree or certificate at NPSAS institution		No change		
BB17BOTHSCH	Attended other postsecondary institutions prior to completing BA degree		No change		
BB17BUGNUM	Number of institutions attended prior to completing requirements for BA degree		No change		
BB17BUGNAM	Names of postsecondary institutions attended prior to completing BA degree	D	Included in field test for loop experiment. No longer necessary in full-scale survey.		
BB17BSCHPT01	Name(s) of other undergraduate postsecondary institution(s)		No change		
BB17BBDAT01	Date of first enrollment at other postsecondary institution		No change		
BB17BEDAT01	Date of last enrollment at other postsecondary institution		No change		
BB17BCONT01	Took any breaks from other postsecondary institution that lasted more than four months		No change		
BB17BODEG01	Undergraduate program at other postsecondary institution		No change		
BB17BERN01	Received undergraduate degree at other postsecondary institution		No change		
BB17BUGYR01	Year or level during last term of undergraduate enrollment at other postsecondary institution		No change		
BB17BAWDAT01	Date completed requirements for other undergraduate degree/certificate at other postsecondary institution		No change		
BB17BENR01	Enrolled at other postsecondary institution and NPSAS institution at the same time		No change		
BB17BTNS01	Attempted to transfer credits from other postsecondary institution to NPSAS institution		No change		

Variable name	Variable label	Change Added (A), Revised (R) Drop (D)	Rationale	Abbreviated	Eligibility screener with address update
BB17BTRNC01	Transfer credits accepted by NPSAS institution		No change		
BB17BOTSC01	Enrolled at another postsecondary institution prior to completing bachelor's degree	D	Included in field test for loop experiment. No longer necessary in main study survey.		
BB17BGPATYP	GPA on 4.0 scale at NPSAS institution		No change		
BB17BGPA	GPA at NPSAS institution		No change		
BB17BGPAEST	Estimate of GPA at NPSAS institution		No change		
BB17BNPEXP	Undergraduate academic experiences at NPSAS institution		No change		
BB17BEXCUR	Participated in extracurricular activities while attending NPSAS institution for BA degree		No change		
BB17BINTERN	Participate in internship, co-op, or practicum prior to completing BA degree		No change		
BB17BINCHO	Level of satisfaction with quality of education at NPSAS institution		No change		
BB17BMAJCHO	Level of satisfaction with choice of undergraduate major(s) or field(s) of study		No change		
BB17BCOBEN	Undergraduate education worth financial cost		No change		
BB17CPSTGRD	Attended postsecondary institution(s) for postbaccalaureate (post-BA) degree or certificate		No change		
BB17CNUMSCH	Number of post-BA institutions attended		No change		
BB17CSCHNAM	Names of post-BA institutions attended	D	Included in field test for loop experiment. No longer necessary in main study survey.		
BB17CSCHPT01	Name(s) of post-BA institutions attended		No change		
BB17CCREN01	Currently attending post-BA institution	D	Collecting dates on months enrolled item (BB17CENMON01). Removed to reduce respondent burden.		
BB17CDEG01	Post-BA degree or certificate type		No change		
BB17CPTMAJ01	Post-BA primary major or field of study		No change		
BB17CENMON01	Months enrolled for post-BA degree/certificate		No change		
BB17CENST01	Enrollment intensity for post-BA degree/certificate		No change		
BB17CERN01	Completed post-BA degree/certificate		No change		
BB17CDGMY01	Month/year awarded post-BA degree/certificate		No change		
BB17CENRTDG01	Received master's degree en route to doctoral degree		No change		
BB17CENRTMY01	Month/year received master's degree en route to doctoral degree		No change		
BB17CONLIN01	Any courses taught primarily online for post-BA degree/certificate		No change		
BB17CFINAIDG01	How paid for post-BA degree/certificate		No change		
BB17CHRDSHP01	Hardship posed by financial cost of post-BA degree/certificate	D	Per TRP recommendation, removed due to limited analytic utility.		

Variable name	Variable label	Change Added (A), Revised (R) Drop (D)	Rationale	Abbreviated	Eligibility screener with address update
BB17COTH01	Attended post-BA institution for additional degrees or certificates		No change		
BB17CENR01	Attended other postsecondary institutions since completing bachelor's degree	D	Included in field test for loop experiment. No longer necessary in main study survey.		
BB17CNDGCWK	Taken any non-degree post-BA coursework		No change		
BB17CRSCWK	Why took non-degree post-BA coursework		No change		
BB17CALTPLN	Alternative plans if had not enrolled in post-BA degree/certificate	D	Per TRP recommendation, removed due to limited analytic utility.		
BB17CFACS	Importance in choosing field of study for graduate education		No change		
BB17CAPP	Applied for admission to any post-BA degree/certificate programs	D	Per TRP recommendation, removed due to limited analytic utility.		
BB17CNOATT	Reasons why applied for admission to post-BA degree/certificate programs, but did not attend	D	Per TRP recommendation, removed due to limited analytic utility.		
BB17CEFUT	Likelihood of enrolling in (additional) post-BA degree/certificate program	D	Per TRP recommendation, removed due to limited analytic utility.		
BB17CEXPEVR	Highest degree expected ever	A	Per TRP recommendation, this one base-year item added as longitudinal measure of educational aspirations in place of three previous items in the field test (BB17CAPP, BB17CNOATT, and BB17CEFUT).		
BB17CGRDEXM	Taken any graduate or professional school entrance exams		No change		
BB17CTESTS	Graduate or professional school exam(s) taken		No change		
BB17CGRED	Took GRE after August 1, 2011	D	Per TRP recommendation, removed due to questionable data quality and high respondent burden.		
BB17CMCATSCD	Took MCAT after March 1, 2015	D	Per TRP recommendation, removed due to questionable data quality and high respondent burden.		
BB17CGRESCO, BB17CGRESCN, BB17CMCATSCO, BB17CMCATSCN, BB17CLSATSC, BB17CGMATSC,	Test scores for GRE, MCAT, LSAT, and GMAT	D	Per TRP recommendation, removed due to questionable data quality and high respondent burden.		
BB17IUGLN	Took out undergraduate student loans		No change		
BB17IUGLNTYP	Type of undergraduate student loans taken		No change		
BB17IFEDVER	Verify took out post-BA federal student loans	D	Information available in administrative data sources (NSLDS).		
BB17IFDREPAY	Currently repaying federal student loans	D	Information available in administrative data sources (NSLDS).		
BB17IFDNOPAY	Why not currently repaying federal student loans	D	Information available in administrative data sources (NSLDS).		
BB17IFDPAYMT	Federal student loan current repayment status	D	Information available in administrative data sources (NSLDS).		

Variable name	Variable label	Change Added (A), Revised (R) Drop (D)	Rationale	Abbreviated	Eligibility screener with address update
BB17IIDR	Participation in income-driven repayment plan for federal student loans	D	Information available in administrative data sources (NSLDS).		
BB17IFDMOS	Amount typically paid each month on federal student loans	D	Information available in administrative data sources (NSLDS).		
BB17IFDMEST	Estimate of total current monthly payment for federal student loans	D	Information available in administrative data sources (NSLDS).		
BB17IUGPVAMT	Amount borrowed in undergraduate private student loans	D	Items asked last year in base-year survey. Removed to reduce respondent burden.		
BB17IUGPVEST	Estimate of amount borrowed in undergraduate private loans	D	Items asked last year in base-year survey. Removed to reduce respondent burden.		
BB17IOVERINT	Overall loan introduction form	D	Transition from federal loan items to overall loan items. No longer needed given removal of federal loan items.		
BB17IPRVVER	Verify took out post-BA private student loans		No change		
BB17IPBPVAMT	Amount borrowed in post-BA private student loans		No change		
BB17IPBPVEST	Estimate of amount borrowed in post-BA private student loans		No change		
BB17IPVREPAY	Currently repaying private student loans		No change		
BB17IPVNOPAY	Why not currently repaying private student loans		No change		
BB17IPVPAYMT	Private student loan current repayment status		No change		
BB17IPVINT	Current interest rate on private student loans	D	Per TRP recommendation, removed due to questionable data quality and high respondent burden.		
BB17IPVINE	Estimate of current interest rate on private student loans		No change		
BB17IPVMOS	Amount typically paid each month on private student loans		No change		
BB17IPVEST	Estimate of total current monthly payment for private student loans		No change		
BB17IELNPLAN	Help from family or friends paying back student loans		No change		
BB17IEOUTLN	Level of stress regarding payment of student loans	D	Per TRP recommendation, removed due to limited analytic utility.		
BB17ILNPROG, BB17ILNPROGB	Approve or disapprove of the fictitious loan repayment program (PayLate and Caves loan repayment programs)	D	Fictitious loan items added to measure survey fatigue and measurement error in the field test. No longer necessary for main study.		
BB17DINTRO	Postbaccalaureate employment introduction		No change	X	
BB17DANYJOBS	Worked for pay any time between completing BA degree and June 2017		No change	X	
BB17DPINTRN	Held a paid internship at any time between completing BA degree and June 2017		No change	X	
BB17DLICFILT	Held a professional certification or state or industry license at any time between completing BA degree and June 2017	R	Per TRP recommendation, revised question wording to match comparable ATES question.		
BB17DNUMEMP	Number of employers between completing BA degree and June 2017		No change	X	

Variable name	Variable label	Change Added (A), Revised (R) Drop (D)	Rationale	Abbreviated	Eligibility screener with address update
BB17DEMPNAM	Name(s) of employer(s) between completing BA degree and June 2017		No change	X	
BB17DEMPJOBS	Number of "job titles" at each employer held between completing BA degree and June 2017	R	Following review of field test and cognitive interview results, revised question wording to ask about "job titles" rather than "unique jobs" to improve respondent comprehension and data quality.	X	
BB17DEMPLOY01	Employer 1: name	D	Included in field test for loop experiment. No longer necessary in main study survey.		
BB17DZIPPL01	ZIP code pick list		No change		
BB17DJBZPEX01	ZIP coder		No change		
BB17DEMPTY01	Type of company or organization		No change		
BB17DINDTX01	Primary industry of employer (predictive coder)		No change	X	
BB17D1IND01, BB17D2IND01	Primary industry of employer		No change	X	
BB17DEDIND01	Education industry level		No change		
BB17DNUMPL01	Number of employees company-wide		No change		
BB17DFNDJB01	Ways in which heard of employer		No change		
BB17DWKMON01	Months worked at employer between completing BA degree and June 2017		No change	X	
BB17DHIRE01	Hiring incentive received when began working with employer	D	Removed per TRP recommendation. Hiring incentives less applicable to recent bachelor's degree recipients.		
BB17DJOBCUR01	Currently employed at job	D	Collecting dates on months employed item (BB17DWKMON01). Removed to reduce respondent burden.		
BB17DJBIN01	Job was a paid internship		No change	X	
BB17DOCCEX01	Job title		No change	X	
BB17DLICOND01	Professional certification or license required by a federal, state, or local government agency to do job	R	Per TRP recommendation, revised question wording to match comparable ATES question.		
BB17EJBTP01	Type of pre-K through 12 th grade teaching position		No change		
BB17EJBSPT01	Name of pre-K through 12 th grade school		No change		
BB17EJBGRO1	Lowest and highest grade levels taught		No change		
BB17EJbfd01, BB17EFDOT01	All subjects taught		No change		
BB17EPRMSB01	Primary subject taught		No change		
BB17DUPCR01	Took junior or senior level courses at NPSAS institution in primary subject taught		No change		
BB17EJBPR01	Felt adequately prepared to teach all subjects taught		No change		
BB17DSTDAT01	Date started job		No change	X	
BB17DBENANY01	Received any benefits		No change	X	
BB17DEMPSS01	Starting pay (not including tips, bonuses, or commissions)		No change	X	

Variable name	Variable label	Change Added (A), Revised (R) Drop (D)	Rationale	Abbreviated	Eligibility screener with address update
BB17DEMPSC01	Pay change since started at job		No change	X	
BB17DEMPSN01	Number of times pay changed since started at job		No change	X	
BB17DEMPS101– BB17DEMPS401	Change(s) in pay amount/dates of pay change(s)		No change	X	
BB17DOVTIM01	Earn any tips, commissions, or bonuses		No change	X	
BB17DOVAVG01	Average amount of tips, commissions, or bonuses		No change	X	
BB17DJSAL01	Salaried employee	A	Following review of field test and cognitive interview results, added as a gate item to clarify wording for salaried and non-salaried respondents in follow-up hours worked items.	X	
BB17DEMPHS01	Average hours worked per week when first started at job	R	Per cognitive interview feedback and TRP recommendation, revised question wording to clarify wording for salaried and non-salaried respondents in these items.	X	
BB17DEMPHC01	Average hours worked per week changed at job	R		X	
BB17DEMPHN01	Number of times average hours worked per week changed at job	R		X	
BB17DEMPH101– BB17DEMPH401	Change(s) in average hours worked per week/ date(s) of change(s) in average hours worked per week	R		X	
BB17DWHY01	Reasons worked less than full-time		No change		
BB17DPREFT01	Would have preferred to work more hours per week		No change		
BB17DOT01	Reasons worked more than 40 hours per week	D	Per TRP recommendation, removed due to limited analytic utility.		
BB17DJBBA01	Bachelor's degree required to be hired for job		No change		
BB17DNSFA01	Bachelor's degree required for job duties	D	Per TRP recommendation, removed due to limited analytic utility.		
BB17DNSF19B01	Job skills related to BA degree major		No change		
BB17DJBREL01	Job related to undergraduate internship, practicum, or co-operative experience		No change		
BB17DLICRELO1	Professional certification or license related to job	D	Per TRP recommendation, removed due to limited analytic utility.		
BB17DCURL01	Job considered to be part of career		No change		
BB17DCURJOB01	Ways to describe job since not part of career		No change		
BB17DJSAT01	Satisfaction with aspects of job		No change		
BB17DOTHJOB01	Any other jobs at employer since completing BA degree	D	Included in field test for loop experiment. No longer necessary in main study survey.		
BB17DOTHEMP01	Any other employers	D	Included in field test for loop experiment. No longer necessary in main study survey.		
BB17DSIDEJB	Worked any side jobs between completing BA degree and June 2017	A	Per TRP recommendation, added items to collect information about trends in the current economy.		
BB17DSIDEPAY	How much earned on side jobs	A			
BB17DNWINTRO	Not working for pay and not enrolled loop introduction		No change		

Variable name	Variable label	Change Added (A), Revised (R) Drop (D)	Rationale	Abbreviated	Eligibility screener with address update
BB17DNW01	Activities while not working for pay and not enrolled	R	Per TRP recommendation, added a response option to capture unpaid internships.		
BB17DMAIN01	Primary activity while not working or enrolled	D	Collecting primary activity while not working or enrolled on item (BB17DNW01). Removed to reduce respondent burden.		
BB17DWRKS	Primarily student or employee		No change		
BB17DOTHOUT	Job search experiences introduction		No change		
BB17DSEARCH	Currently looking for a job	D	Collecting dates on months searching for work item (BB17DLKWRK). Removed to reduce respondent burden.		
BB17DEVERLK	Ever actively looked for work at any time between completing BA degree and June 2017		No change		
BB17DLKWRK	Months actively looked for work between completing BA degree and June 2017		No change		
BB17DACTLKWK	Job search activities		No change		
BB17DEMPOTH	Activity since not working for pay/enrolled/looking for work at any point between completing BA degree and June 2017		No change		
BB17DIMPBEN	Important factors when choosing a job		No change		
BB17EINTRO	Teaching introduction		No change		
BB17EEVRTCH	Ever worked as a pre-K - 12 th grade teacher		No change		
BB17EPREPAR	Done anything (formal) to prepare for a pre-K - 12 th grade teaching career		No change		
BB17ECONSID	Ever considered teaching at the pre-K - 12 th grade level		No change		
BB17ETCHAPP	Applied for a pre-K - 12 th grade teaching position between completing BA degree and June 2017		No change		
BB17EOFFER	Received offer(s) to teach at the pre-K - 12 th grade level		No change		
BB17EHOWPREP	Steps taken to prepare to teach at pre-K - 12 th grade level	R	Per TRP recommendation, added alternative route to certification response option (item BB17EALTCRT in the field test) to improve survey efficiency and reduce respondent burden.		
BB17ESTTCLG	Length of student teaching		No change		
BB17ETCHLIKE	Likelihood will teach at the pre-K - 12 th grade level now or in the future	D	Per TRP recommendation, removed due to poor predictive value of item. Information will be directly observable in the four-year follow-up.		
BB17ECURCRT	Certified, in any state, to teach at the pre-K - 12 th grade level		No change		
BB17ECRTFLD, BB17ECRTOTH	Subject area(s) certified to teach		No change		
BB17EALTCRT	Entered teaching through an alternative route to certification	D	Information now collected on teacher preparation item (BB17EHOWPREP).		

Variable name	Variable label	Change Added (A), Revised (R) Drop (D)	Rationale	Abbreviated	Eligibility screener with address update
BB17EPRAXIS	Taken the Praxis	D	Per TRP recommendation, removed due to limited analytic utility.		
BB17EPXSSC	Praxis score	D	Per TRP recommendation, removed due to limited analytic utility.		
BB17ETCHGRT	Heard of TEACH Grant Program		No change		
BB17ELNFRGV	Aware of teacher loan forgiveness programs		No change		
BB17ELNINCT	Teacher loan forgiveness programs influential in decision to teach		No change		
BB17ELNPRT	Participated, or applying to participate, in teacher loan forgiveness program		No change		
BB17ETHNKINFL	Factors that influenced decision to pursue pre-K - 12 th grade teaching		No change		
BB17EFTCHIND	Participated in formal teacher induction/mentor program in first teaching job		No change		
BB17EFTCHPRE	Felt adequately prepared in first teaching job		No change		
BB17EFTCHHLP	Received help from school or school district in first teaching job		No change		
BB17ECURTCH	Currently employed as a pre-K through 12 th grade teacher	A	Added as gate item to improve data quality on teacher attrition item (BB17ETCHLEV).		
BB17ELEFT	When last employed as a pre-K through 12 th grade teacher	A	Added to collect month-level data on teacher attrition.		
BB17EMOVE	Likelihood of moving into non-teaching job in elementary or secondary education	D	Removed per TRP recommendation. Item less applicable to recent bachelor's degree recipients.		
BB17ETCHLEV	Reasons left teaching		No change		
BB17FINTRO	Background introduction form		No change		
BB17FHSTYP	High school type	D	Items asked last year in base-year survey. Removed to reduce respondent burden.		
BB17FDOB	Month/year of birth		No change		
BB17FUSBORN	Born in the United States		No change		
BB17FORIGIN	Country of birth		No change		
BB17FCITZN	Citizenship status		No change		
BB17FENGL	English is native language		No change		
BB17FNATIVE	Native language		No change		
BB17FOTLANG	Know any other language(s)		No change		
BB17FLANGS	Best-known second language		No change		
BB17FLNGCLS	Last time non-English language class was taken	D	Per TRP recommendation, reduced the amount of detail related to second languages.		
BB17FLNGPST	Frequency of non-English language spoken at home growing up	D			
BB17FLNGCOM	Proficiency of non-English language	D			
BB17FLNGCUR	Regularly interact with others in non-English language	D			
BB17FLNGCAR	Used non-English language in job		No change		

Variable name	Variable label	Change Added (A), Revised (R) Drop (D)	Rationale	Abbreviated	Eligibility screener with address update
BB17FLNGPLN	Plan to use non-English language in career	D	Per TRP recommendation, reduced the amount of detail related to second languages.		
BB17FSEX	Biological sex	A	Per TRP recommendation, added from HSLs 2nd follow-up full-scale to collect information on impact of sexual orientation/gender identity on employment outcomes and career paths. Per request by the federal inter-agency Sexual Orientation and Gender Identity (SOGI) working group, added "Please describe" textboxes to some of the response options in the BB17FGENDER and BB17FLGBTQ items.		
BB17FGENDER	Gender identity	A			
BB17FLGBTQ	Sexual orientation	A			
BB17FAWARE	Sexual orientation awareness	A			
BB17FMILIT	Current military status		No change		
BB17FVOTE	Registered to vote in state in which currently live	D	Per TRP recommendation, removed due to limited analytic utility.		
BB17FVTNEL	Voted in 2016 presidential election	A	Added from BPS:12/17 full-scale to capture recent civic participation.		
BB17FEVRVT	Ever voted in a national, state, or local election		No change		
BB17FCOMSRV	Performed community service or volunteer work in the last 12 months		No change		
BB17FVLHRS	Number of hours volunteered during the last year		No change		
BB17FDEPS	Any dependent children		No change		
BB17FDEP2	Number of dependent children		No change		
BB17FDEPDOB	Month/year of birth of each dependent child		No change		
BB17FDEPDAT	Month/year of financial dependency for each dependent child		No change		
BB17FDAYCAR	Dependent child(ren) in paid childcare		No change		
BB17FCSTDYCR	Amount paid each month for childcare	D	Information is now collected in the month-level childcare question set (BB17FDAYAMT-BB17FDAYAMT2).		
BB17FDAYAMT	Total amount for childcare each month	A	Items added to collect month-level financial data on childcare payments necessary for month-level longitudinal analysis. Set-up of these items is identical to car payment items (BB17FCARAMT-BB17FCARAMT2) tested in the field test and cognitive interviews.		
BB17FDAYDAT	Month/year began paying current childcare payment	A			
BB17FDAYPRV	Different daycare amount between BA degree date and current childcare payment	A			
BB17FDAYMOS	Months paid different daycare amount between BA degree and current childcare payment	A			
BB17FDAYAMT2	Average monthly payment for previous childcare payment	A			
BB17FOTHER	Any other dependents		No change		
BB17FOTDEP	Month/year became primary caregiver for other dependent(s)		No change		
BB17FHOUSE	Own home or pay rent		No change		
BB17FMTGAMT	Average total monthly rent or mortgage payment		No change		

Variable name	Variable label	Change Added (A), Revised (R) Drop (D)	Rationale	Abbreviated	Eligibility screener with address update
BB17FHOMDAT	Date began paying current rent or mortgage		No change		
BB17FHOMPRV	Different rent or mortgage amount between BA degree and current		No change		
BB17FHOMEMOS	Months paid different rent or mortgage amount between BA degree and current		No change		
BB17FHOMAMT	Average monthly payment for previous rent or mortgage		No change		
BB17FHOMVAL	Approximate current value of home(s)		No change		
BB17FHOMOWE	Amount owed on the mortgage(s) of home(s)		No change		
BB17FCARLOAN	Make loan or lease payments for a vehicle		No change		
BB17FCARAMT	Total amount paid each month for vehicle loan(s) or lease(s)		No change		
BB17FCARDAT	Month/year began paying current vehicle payment		No change		
BB17FCARPRV	Paid a different vehicle loan or lease payment between BA degree date and current		No change		
BB17FCARMOS	Months paid different vehicle loan/lease payment between BA degree date and current		No change		
BB17FCARAMT2	Average monthly payment for previous vehicle loan/lease between BA degree date and current		No change		
BB17FNUMCRD	Number of credit cards		No change		
BB17FCARYBAL	Usually pay off credit card balance or carry balance month to month		No change		
BB17FCRDBAL	Balance on all credit cards according to last statements		No change		
BB17FCCPAY	Total amount paid toward all credit card statements last month	D	Per TRP recommendation, removed due to limited analytic utility.		
BB17FRETIR	Has retirement account		No change		
BB17FAMTRET	Contributed to retirement account in past 12 months		No change		
BB17FFIN2000	Confidence in coming up with \$2,000 from any available source within a month		No change		
BB17FDONATE	Financial contributions to the NPSAS institution		No change		
BB17FLNPROG, BB17FLNPROGB	Approve or disapprove of the fictitious loan repayment program (PayLate and Caves loan repayment programs)	D	Fictitious loan items added to measure survey fatigue and measurement error in the field test. No longer necessary for main study.		
BB17FINCOM	Respondent's income in 2016		No change		
BB17FINEST	Respondent's income ranges in 2016		No change		
BB17FSPEMP	Spouse or partner employed in 2016		No change		
BB17FINCSP	Spouse or partner's income in 2016		No change		
BB17FINSRA	Spouse or partner's income ranges in 2016		No change		
BB17FSPLV	Highest level of education of spouse or partner		No change		

Variable name	Variable label	Change Added (A), Revised (R) Drop (D)	Rationale	Abbreviated	Eligibility screener with address update
BB17FSPCOL	Spouse or partner attending college or graduate school in 2016-17 school year		No change		
BB17FSPLN	Spouse or partner took out student loans for undergraduate or graduate education		No change		
BB17FSPAMT	Total amount spouse or partner borrowed in student loans		No change		
BB17FSPOWE	Amount spouse or partner still owes on student loans		No change		
BB17FSPREPMT	Spouse or partner's student loans currently in repayment		No change		
BB17FSPLNPY	Amount spouse or partner pays monthly for student loans		No change		
BB17FPARED1	Parent 1 level of education	D	Items asked last year in base-year survey. Removed to reduce respondent burden.		
BB17FPARED2	Parent 2 level of education	D	Items asked last year in base-year survey. Removed to reduce respondent burden.		
BB17FACS16A	Deaf or serious difficulty hearing		No change		
BB17FACS16B	Blind or serious difficulty seeing		No change		
BB17FACS17A	Difficulty concentrating, remembering, making decisions		No change		
BB17FACS17B	Serious difficulty walking/ climbing stairs		No change		
BB17FMAIN1	Main category of condition or impairment		No change		
BB17FMAIN2	Specific learning, mental, emotional, or psychiatric condition or other health impairment		No change		
BB17FAFFCOST	Financial costs as a result of education		No change		
BB17FSELLPO	Result of the sale of all major possessions		No change		
BB17FSTRESS	Time during past 12 months when could not meet all essential expenses		No change		
BB17FFIN1YR	<i>Financial literacy: Understanding of inflation</i>	D	Removed per TRP recommendation. Items asked last year in base-year survey. Removed to reduce respondent burden.		
BB17FFIN5YEAR	<i>Financial literacy: Understanding of interest rate</i>	D			
BB17FSTOCK	<i>Financial literacy: Understanding of risk diversification</i>	D			
BB17FFEDACT	<i>Financial literacy: Knowledge of federal student loan debt collection terms</i>		No change		
BB17GLINTRO	Locating introduction form		No change	X	X
BB17GNAME	Respondent's name		No change	X	X
BB17GADDVER	Respondent address		No change	X	X
BB17GNEWADD1	Add address		No change	X	X
BB17G1ADR	First address entry		No change	X	X
BB17GNEWADD2	Add another address		No change	X	X
BB17G2ADR	Second address entry		No change	X	X
BB17G3ADR	Third address entry		No change		
BB17GEMAIL	Email addresses		No change	X	X
BB17GPHONE	All telephone numbers		No change	X	X
BB17GTEXT	Text message number		No change	X	X
BB17GCELLPRO	Name of cell phone service provider		No change	X	X
BB17GPNAME	Verify/collect all parent names		No change		
BB17GPRPHONE	Collect all parent telephone numbers		No change		

Variable name	Variable label	Change Added (A), Revised (R) Drop (D)	Rationale	Abbreviated	Eligibility screener with address update
BB17GPADVER	Verify parent 1 or 2 address		No change		
BB17GPRVPAD1	Verify parent 1 or 2 address is same as respondent address		No change		
BB17GP1AD1	First address entry form for parent(s)		No change		
BB17GPADVER2	Verify parent 3 or 4 address		No change		
BB17GPRVPAD2	Verify parent address 2 is the same as respondent address		No change		
BB17GP2AD2	Second address entry form for parent(s)		No change		
BB17GOTADVER	Verify other contact address		No change	X	X
BB17GONEWAD1	Add address for other contact		No change	X	X
BB17GOTINFO	Address entry for other contact		No change	X	X
BB17GSPS	Spouse information		No change		
BB17GSSNINF	Social Security Number		No change		
RESUME1	Agree to upload resume	A	Resume collection being considered as alternative data source to improve efficiency and reduce respondent burden in future B&B:16 cohort data collections.	X	
RESUPLOAD	Resume upload	A		X	
RESUMEDESC	Resume up-to-date	A		X	
INCTYP	PayPal or paycheck incentive option		No change	X	X
PAYPAL	Collect PayPal email address		No change	X	X
INCENT	Send paycheck incentive to preloaded address		No change	X	X
INCENTADDR	Address to send check incentive		No change	X	X
INCENT1	Incentive confirmation screen		No change	X	X
END	End survey screen		No change	X	X

Table of Contents

RESPCONF (ABBREV) (SCREENER).....	36
SECSCHPKLST (ABBREV) (SCREENER).....	36
SECCHALLENGE (ABBREV) (SCREENER).....	36
INFOPAGE (ABBREV) (SCREENER).....	36
END1 (ABBREV) (SCREENER).....	37
END1TEXT (ABBREV) (SCREENER).....	37
END2 (ABBREV) (SCREENER).....	38
RETRNFRM (ABBREV) (SCREENER).....	38
BB17AAWRDT (ABBREV) (SCREENER).....	38
BB17ASAME (ABBREV) (SCREENER).....	39
BB17AWHEN (ABBREV) (SCREENER).....	39
BB17AWHYSM (ABBREV) (SCREENER).....	39
BB17ANPSCH (ABBREV) (SCREENER).....	40
BB17ABYE (ABBREV) (SCREENER).....	40
BB17BNPVERMJ2.....	42
BB17BVERNPMJ.....	43
BB17CEXPEVR.....	58
BB17DINTRO (ABBREV).....	64
BB17DANYJOBS (ABBREV).....	65
BB17DPINTRN (ABBREV).....	65
BB17DLICFILT.....	65
BB17DNUMEMP (ABBREV).....	65
BB17DEMPNAM (ABBREV).....	66
BB17DEMPJOBS (ABBREV).....	66
BB17DINDTX01 (ABBREV).....	68
BB17D1IND01 (ABBREV).....	68
BB17D2IND01 (ABBREV).....	69
BB17DWKMON01 (ABBREV).....	70
BB17DJBIN01 (ABBREV).....	70
BB17DOCCEX01 (ABBREV).....	71
BB17DLICOND01.....	71
BB17DSTDAT01 (ABBREV).....	75
BB17DBENANY01 (ABBREV).....	75
BB17DEMPSS01 (ABBREV).....	75
BB17DEMPSC01 (ABBREV).....	76
BB17DEMPSN01 (ABBREV).....	76
BB17DEMPS101 (ABBREV).....	76

BB17DEMPS201 (ABBREV).....	77
BB17DEMPS301 (ABBREV).....	77
BB17DEMPS401 (ABBREV).....	78
BB17DOVTIM01 (ABBREV).....	78
BB17DOVAVG01 (ABBREV).....	78
BB17DJBSAL01 (ABBREV).....	79
BB17DEMPHS01 (ABBREV).....	79
BB17DEMPHC01 (ABBREV).....	79
BB17DEMPHN01 (ABBREV).....	80
BB17DEMPH101 (ABBREV).....	80
BB17DEMPH201 (ABBREV).....	80
BB17DEMPH301 (ABBREV).....	81
BB17DEMPH401 (ABBREV).....	81
BB17DSIDEJB.....	84
BB17DSIDEPAY.....	84
BB17DNW01.....	84
BB17EHOWPREP.....	88
BB17ECURTCH.....	92
BB17ELEFT.....	93
BB17FSEX.....	97
BB17FGENDER.....	97
BB17FLGBTQ.....	97
BB17FAWARE.....	98
BB17FVTNEL.....	99
BB17FDAYAMT.....	101
BB17FDAYDAT.....	101
BB17FDAYPRV.....	101
BB17FDAYMOS.....	102
BB17FDAYAMT2.....	102
BB17GLINTRO (ABBREV) (SCREENER).....	116
BB17GNAME (ABBREV) (SCREENER).....	117
BB17GADDVER (ABBREV) (SCREENER).....	117
BB17GNEWADD1 (ABBREV) (SCREENER).....	117
BB17G1ADR (ABBREV) (SCREENER).....	117
BB17GNEWADD2 (ABBREV) (SCREENER).....	118
BB17G2ADR (ABBREV) (SCREENER).....	118
BB17GEMAIL (ABBREV) (SCREENER).....	119
BB17GPHONE (ABBREV) (SCREENER).....	119

BB17GTEXT (ABBREV) (SCREENER).....	119
BB17GCELLPRO (ABBREV) (SCREENER).....	120
BB17GOTADVER (ABBREV) (SCREENER).....	125
BB17GONEWAD1 (ABBREV) (SCREENER).....	125
BB17GOTINFO (ABBREV) (SCREENER).....	126
RESUME1 (ABBREV).....	127
RESUPLOAD (ABBREV).....	127
RESUMEDESC (ABBREV).....	127
INCTYP (ABBREV) (SCREENER).....	128
PAYPAL (ABBREV) (SCREENER).....	128
INCENT (ABBREV) (SCREENER).....	128
INCENTADDR (ABBREV) (SCREENER).....	129
INCENT1 (ABBREV) (SCREENER).....	129
END (ABBREV) (SCREENER).....	130

RESPCONF (ABBREV) (SCREENER)

Before you continue, it is important to verify that we are surveying the correct person.

Are you [FIRST NAME] [MIDDLE NAME] [LAST NAME] [SUFFIX NAME]?

1=Yes

0=No

Help Text:

Answer "Yes" if this is your name. If you are not [FIRST NAME] [MIDDLE NAME] [LAST NAME] [SUFFIX NAME], please log out and call 877-287-3782 to reach our help desk.

SECSCHPKLST (ABBREV) (SCREENER)

Please select the school you were attending for your bachelor's degree during the 2015-16 academic year from the list below.

1=Actual NPSAS Institution

2=[RANDOM INSTITUTION]

3=[RANDOM INSTITUTION]

4=[RANDOM INSTITUTION]

5=[RANDOM INSTITUTION]

6=[RANDOM INSTITUTION]

7=[RANDOM INSTITUTION]

8=None of the above

Help Text:

If you do not see the school you attended during the 2015-2016 academic year, or if you are unsure about the answers you see presented to you, please select "None of the above."

SECCHALLENGE (ABBREV) (SCREENER)

In order to verify that we are surveying the correct person, please provide the following information:

Name of the school(s) you attended for your bachelor's degree during the 2015-16 academic year: _____

E-mail address: _____

Phone number: _____

Additional phone number 1: _____

Additional phone number 2: _____

Date of birth: _____

Select this box if you would like us to contact you via text message.

Help Text:

Please provide your information so that we can confirm we are surveying the correct person. If we are unable to do so now, we will review your responses and contact you again if we determine you are eligible to participate in the survey.

Please call our help desk at 877-287-3782 if you have any questions.

INFOPAGE (ABBREV) (SCREENER)

[If screener and NPSAS study member]: Soon we will send you information about a study we're conducting for the U.S. Department of Education about the issues facing college graduates one year after earning their bachelor's degree. In order to determine whether you are eligible to participate in this study, we ask you to answer a few questions about your bachelor's degree and update your contact information. These questions take about 10 minutes[IF NO PAY GROUP] no words {else}, and as a token of our appreciation, you will receive \$[SCREENER INCENTIVE AMOUNT] upon completion]. You may decline to answer any question or stop at any time. If you have any questions about this study, you may contact the study's director, Jennifer Wine, at 877-225-8470. (To learn more about your rights as a participant, click here.) Do you want to begin the survey screener now?

[If screener and NPSAS non-study member]: Soon we will be conducting a study for the U.S. Department of Education about the issues facing college graduates one year after earning their bachelor's degree. In order to determine whether you are eligible for this study, we ask you to answer a few questions about your bachelor's degree. These questions take about 10 minutes[IF NO PAY GROUP] no words [else], and as a token of our appreciation, you will receive \$[SCREENER INCENTIVE AMOUNT] upon completion]. You may decline to answer any question or stop at any time. If you have any questions about this study, you may contact the study's director, Jennifer Wine, at 877-225-8470. (To learn more about your rights as a participant, click here.) Do you want to begin the survey screener now?

[else] Recently, we sent you information about a study we're conducting for the U.S. Department of Education about the issues facing college graduates one year after earning their bachelor's degree. The survey takes about [if ABBREV = 1] 10 [else] 30 minutes [IF NO PAY GROUP] no words [else], and as a token of our appreciation, you will receive \$ [INCENTIVE AMOUNT] for participating]. [If EARLY BIRD and NO PAY RESTRICTIONS] If you complete the survey by [EARLY_COMP_DATE], you will receive an additional \$[EARLYBIRD_INC].] You may decline to answer any question or stop the survey at any time. If you have any questions about this study, you may contact the study's director, Jennifer Wine, at 877-225-8470. (To learn more about your rights as a participant, click here.) To review the letter that we mailed, click here (PDF letter). To review the study brochure, click here (PDF brochure). Do you want to begin the survey now?

1=Yes, I agree to participate now

2=Not now, but I want to participate at a later time

3=No, I do not want to participate at all

Help Text:

- You are one of approximately 29,000 recent college graduates who will be taking part in this study.
- In addition to your survey responses, we collect financial aid information, student records and related information from your school and sources such as student loan databases and admissions testing agencies.
- Your participation is voluntary and will not affect any aid or other benefits that you may receive.

END1 (ABBREV) (SCREENER)

[If screener] Thank you. We look forward to your participation. We will send you a reminder message in a few days if you have not yet completed the B&B survey screener.

We can send you an email message and a text message reminder. (Please enter the information below and click the "Next" button to continue.)

Please provide your email address:

Select this box if you would like us to send you a text message reminder

[else] Thank you. We look forward to your participation. We will send you a reminder message in a few weeks if you have not yet completed your B&B survey.

We can send you an email message and a text message reminder. (Please enter the information below and click the "Next" button to continue.)

Please provide your email address:

Select this box if you would like us to send you a text message reminder

Help Text:

Please provide an email address so that we can send you a reminder message about [if screener] completing the B&B survey screener [else] taking the survey] at a later time.

If you would like to receive a text message reminder, check the box and you will be taken to a screen to collect the name of your cell phone provider and your cell phone number.

Your participation is very important to the success of this study.

END1TEXT (ABBREV) (SCREENER)

Please provide a cell phone number and the name of your cell phone service provider so that we can send you a text message reminder to complete [if screener] the B&B survey screener [else] the B&B survey].

Cell phone number:

Cell phone service provider:

-9=-Select one-

1=Assurance Wireless

16=Other

2=AT&T

3=Boost Mobile

4=Cricket

5=Sprint

6=T-Mobile

7=Verizon Wireless

8=Virgin Mobile

Please provide the name of your cell phone service provider:

Help Text:

Please provide both the name of your cell phone service provider and your cell phone number. We will be unable to send you a text message reminder to complete [[if screener} the B&B survey screener {else} the survey] without both pieces of information.

END2 (ABBREV) (SCREENER)

[If screener] We hope that you will reconsider participating in this survey screener. Your participation is vital to the success of the B&B study. If you decide that you would like to participate, click "Next" to continue, or call 877-287-3782. If you decide not to participate, please help us to improve our study by telling us more (in the box below) about your reasons for choosing not to participate.

[else] We hope that you will reconsider participating in this important education study. Your participation is vital to the success of the B&B study. If you decide that you would like to participate, click "Next" to continue with the survey, or call 877-287-3782. If you decide not to participate, please help us to improve our survey by telling us more (in the box below) about your reasons for choosing not to participate.

Help Text:

Your participation is very important to the success of this study. If you would like to reconsider [[if screener} completing the B&B survey screener {else} taking the survey now], you can still hit "Next" and continue on to [[if screener} complete the survey screener {else} take the survey].

Otherwise, any information you can provide in the textbox for your reasons for choosing not to participate will help us to improve our study for future participants.

RETRNFRM (ABBREV) (SCREENER)

If you would like to continue now, click the "Next" button. To close out now, simply close your browser.

Help Text:

This is an informational screen. Please select "Next" to continue.

BB17AAWRDT (ABBREV) (SCREENER)

To begin, in what month and year were you awarded your bachelor's degree?

Month:

-9=-Select one-

January - December

Year:

-9=-Select one-

2017 - Before 2014

Check here if you were never awarded your degree

Help Text:

Indicate the month and year when you were awarded your bachelor's degree.

The date that you were awarded your bachelor's degree may be different from the date that you completed your degree requirements. For example, you could have completed your degree requirements in December 2015 but were not actually awarded your degree until May 2016.

If you have multiple bachelor's degrees, please report the bachelor's degree you were awarded during the 2015-16 school year (July 1, 2015 - June 30, 2016).

BB17ASAME (ABBREV) (SCREENER)

The date when you completed your requirements and the date when you were awarded your bachelor's degree may be different. In this survey, we will refer to the date you completed the requirements for your bachelor's degree. Did you complete the requirements for your bachelor's degree in [BB17AAWRDT]?

1=Yes

0=No

Help Text:

Indicate whether you completed the requirements for your bachelor's degree in the same month and year when you were awarded your bachelor's degree.

The date that you were awarded your bachelor's degree may be different from the date that you completed your degree requirements. For example, you could have completed your degree requirements in December 2015 but were not actually awarded your degree until May 2016.

BB17AWHEN (ABBREV) (SCREENER)

In what month and year did you complete the requirements for your bachelor's degree during the 2015-16 school year (July 1, 2015 - June 30, 2016)?

Month:

-9=-Select one-

January - December

Year:

-9=-Select one-

2017 - Before 2014

Help Text:

It is important to determine whether you have completed all of the requirements for your bachelor's degree so that questions later in the survey are appropriate to your experiences.

Indicate when you completed all of the requirements for the bachelor's degree that you were working on during the 2015-16 school year (July 1, 2015 to June 30, 2016).

The date that you were awarded your bachelor's degree may be different from the date that you completed your degree requirements. For example, you could have completed your degree requirements in December 2015 but were not actually awarded your degree until May 2016.

BB17AWHYSM (ABBREV) (SCREENER)

[All get statement]: Based on your responses, it seems you may not be eligible for this study. [If BB17ANPSCH = 0] Do you know why you were listed as having completed the requirements for a bachelor's degree at [NPSAS INSTITUTION] between July 1, 2015 and June 30, 2016?

[else if ~([BB17AAWRDYY = 2015 and BB17AAWRDMM ge 7] or [BB17AAWRDYY= 2016] or [BB17AAWRDYY = 2016 and BB17AAWRDMM ge 1 and le 6])] Do you know why you were listed as having been awarded a bachelor's degree between July 1, 2015 and June 30, 2016?

[else] Do you know why you were listed as having completed the requirements for a bachelor's degree between July 1, 2015 and June 30, 2016?

Help Text:

Our records indicate that you attended [NPSAS INSTITUTION] and completed the requirements for a bachelor's degree between July 1, 2015 and June 30, 2016 and also were awarded your bachelor's degree from [NPSAS INSTITUTION] sometime between July 1, 2015 and June 30, 2016.

Sometimes sample members' names are mistakenly included on enrollment lists for various reasons. For example, you may not have completed your semester. Please try to specify a reason why your name could have been associated with [NPSAS INSTITUTION].

BB17ANPSCH (ABBREV) (SCREENER)

Was the bachelor's degree you completed in [BA COMPLETION DATE] from [NPSAS INSTITUTION]?

1=Yes

0=No, a different school

School name

Help Text:

Please indicate if the bachelor's degree you completed in the 2015-16 school year (July 1, 2015 - June 30, 2016) was from [NPSAS INSTITUTION].

If it was not from [NPSAS INSTITUTION], please indicate the school in which you completed the requirements for your bachelor's degree.

BB17ABYE (ABBREV) (SCREENER)

[If screener] We will review your responses and may need to contact you again if we determine that you are eligible to participate. To find you then, please provide us with the following information.

[else] We will review your responses and may need to contact you again.

Please provide your email address:

Please provide an address where you can be contacted:

Street Address:

City:

ZIP Code:

State:

Telephone:

Address is an International Address

Foreign Address:

Foreign City:

Foreign State/Province:

Foreign Country:

Foreign ZIP/Postal Code:

International Telephone: 011-

Help Text:

We apologize for any inconvenience. We will review your responses and will contact you if we determine that you are eligible to participate in this survey. Please call our help desk at 877-287-3782 if you have any questions.

BB17AMARR

So [[if usermode = TIO] I {else} we] can customize this survey, [[if usermode = TIO] I {else} we] need to ask a few questions about you and your household. What is your current marital status?

1=Single, never married

- 2=Married
- 3=Separated
- 4=Divorced
- 5=Widowed
- 6=Living with partner in a marriage-like relationship

Help Text:

Marital status is asked to help determine the size of your current household and whether a spouse or partner should be included in questions about dependents, assets, and debts for the household.

Provide your current marital status. If you are currently unmarried, be sure to indicate whether you are Single, Never married; Living with partner in a marriage-like relationship; Separated; Divorced; or Widowed.

Same sex couples should report their marital status as married if they are legally married.

BB17AMARSMY

[If BB17AMARR = 3] In what month and year were you separated?

[else if BB17AMARR = 4] In what month and year were you divorced?

[else] In what month and year were you married?

Month:

-9=-Select one-

January - December

Year:

-9=-Select one-

2018 - Before 1980

Help Text:

Please indicate the date in which your current marital status changed.

If you have more than one change in marital status, please provide the date of the most recent change.

BB17AHCOMP

With whom do you currently live?

(Please choose all that apply)

Spouse or domestic partner

Children and/or other dependents

Parents [[if BB17AMARR=2] or spouse's parents {if BB17AMARR=6} or partner's parents]

Other relatives (for example, siblings or grandparents)

With someone else (for example, one or more roommates)

Live alone

Help Text:

Describe who lives in your household with you. If you are in a marriage-like relationship with someone, but you are not married, indicate that you live with your "Spouse or domestic partner."

BB17AFINCON

[If BB17ASPODP=1 or BB17APARIL=1 or BB17AHOTH=1] Is another adult or are other adults in your household sharing financial responsibilities and decisions with you, such as income, bills, and budgeting?

[else] Is there another adult in your household with whom you are sharing financial responsibilities and decisions, such as income, bills, and budgeting?

1=Yes

0=No

Help Text:

Indicate if there are other adults in your household who contribute to the financial responsibilities and help you make financial decisions (for example, a domestic partner or spouse, boyfriend or girlfriend, parents, siblings, or friends or roommates).

This question is being asked to help determine who should be included in questions about dependents, assets, and debts for the household.

BB17AFINWHO

With whom in your household are you sharing financial responsibilities and decisions?

Spouse or domestic partner

Boyfriend or girlfriend

Parent(s)

Sibling(s)

Friend(s) or roommate(s)

Different individual(s) not previously described

Help Text:

Indicate the other adult(s) in your household who contribute to the financial responsibilities and help you make financial decisions (for example, a domestic partner or spouse, boyfriend or girlfriend, parents, siblings, or friends or roommates). This question is being asked to help determine who should be included in questions about dependents, assets, and debts for the household.

BB17BINTRO

Before we continue, please note that most questions will focus on your activities through June 2017 so that all survey participants report on the same time period.

The following set of questions focuses on your education experiences.

Help Text:

This is an introductory screen. Please select "Next" to continue.

BB17BDBLMAJ

Did you have a double major for your bachelor's degree at [NPSAS INSTITUTION]?

1=Yes

0=No

Help Text:

Indicate whether you had a double major for the bachelor's degree that you completed in [BA COMPLETION DATE] at [NPSAS INSTITUTION]. Do not count minors as a second major.

BB17BNPVERMJ2

When we last spoke with you during the 2015-2016 school year, you told us you were majoring in [MAJOR 1] and [MAJOR 2]. Were your final majors for your bachelor's degree at [NPSAS INSTITUTION]...

[MAJOR 1]

[MAJOR 2]

1=Yes

0=No

Help Text:

Indicate if these are the most recent majors or fields of study for the bachelor's degree that you completed in [BA COMPLETION DATE] at [NPSAS INSTITUTION].

If you changed one or both of your majors, answer "No" next to each major that you changed.

If you dropped one of your majors and are no longer a double major, answer "No" next to the major that you dropped.

You will have an opportunity to provide your new major(s) next.

BB17BVERNPM AJ

In the 2015-2016 school year, you told us you were majoring in [{"if MAJOR 1 ne missing} [MAJOR 1] {else} [MAJOR 2]]. Was [{"if MAJOR 1 ne missing} [MAJOR 1] {else} [MAJOR 2]] your final major for your bachelor's degree at [NPSAS INSTITUTION]? [{"if BB17BDBLMAJ = 1} {Since you indicated a double-major, we will ask you about your other major next.}]

1=Yes

0=No

Help Text:

Indicate if this is the most recent major or field of study for the bachelor's degree that you completed in [BA COMPLETION DATE] at [NPSAS INSTITUTION].

If this is no longer your major or if you changed your major, answer "No." You will have an opportunity to provide your new major next.

BB17BNPM AJPT

[If BB17DBLMAJ = 1] What was your first major or field of study for your bachelor's degree at [NPSAS INSTITUTION]? Since you had a double-major, please indicate only one major here. (If you can't find your major, click "Major not listed" or "Next.")

[else] What was your major or field of study for your bachelor's degree at [NPSAS INSTITUTION]? (If you can't find your major, click "Major not listed" or "Next.")

Help Text:

Please do not enter a minor or concentration in the textbox.

If you indicated earlier that you have formally declared a double major, enter only one major here. You will have an opportunity to provide your other major next.

To enter your major (or field of study): Begin by typing in your major at [NPSAS INSTITUTION]; a list of majors matching your entry will be displayed. From the responses displayed, select the major that most closely matches your entry and click "Next"; you will then be taken to the next question in the survey.

If you can't find your major from among the responses returned, click "Major not listed" or "Next."

BB17BNPM J2PT

What was your second major or field of study for your bachelor's degree at [NPSAS INSTITUTION]? (If you can't find your major, click "Major not listed" or "Next.")

Help Text:

Please do not enter a minor or concentration in the textbox.

To enter your major (or field of study): Begin by typing in your major at [NPSAS INSTITUTION]; a list of majors matching your entry will be displayed. From the responses displayed, select the major that most closely matches your entry and click "Next"; you will then be taken to the next question in the survey.

If you can't find your major from among the responses returned, click "Major not listed" or "Next."

BB17BNPCHNM

How many times did you formally change your major for your bachelor's degree at [NPSAS INSTITUTION]?

0=None

1=One

2=More than one

Help Text:

Formally changing your major typically involves submitting a form, either on paper or online, to the registrar or Dean to change your declared major.

BB17BNPOMAJPT

What was your original declared major for your bachelor's degree at [NPSAS INSTITUTION]?
(If you can't find your major, click "Major not listed" or "Next.")

Help Text:

Do not enter your final bachelor's degree major. If you changed your major more than once for your bachelor's degree, enter your first declared major.

Please do not enter a minor or concentration in the textbox.

To enter your original major (or field of study): Begin by typing in your major at [NPSAS INSTITUTION]; a list of majors matching your entry will be displayed. From the responses displayed, select the major that most closely matches your entry and click "Next"; you will then be taken to the next question in the survey.

If you can't find your major from among the responses returned, click "Major not listed" or "Next."

BB17BNPCONT

Between the date you were first enrolled at [NPSAS INSTITUTION] for your bachelor's degree and when you completed the requirements for your degree in [BA COMPLETION DATE], did you take any breaks from [NPSAS INSTITUTION] that lasted more than four months?

1=Yes

0=No

Help Text:

If, between when you were first and last enrolled at [NPSAS INSTITUTION], you took any breaks lasting more than four months, indicate "Yes."

Please do not count time spent in a study abroad program or a period of four or more months between when you completed the requirements for your bachelor's degree and when you were awarded your degree as a break from [NPSAS INSTITUTION].

BB17BNPUGDEG

Before completing the requirements for your bachelor's degree at [NPSAS INSTITUTION], did you earn an undergraduate certificate or diploma or an associate's degree at [NPSAS INSTITUTION]?

0=No

1=Yes, undergraduate certificate or diploma

2=Yes, associate's degree

3=Yes, both undergraduate certificate or diploma and associate's degree

Help Text:

Indicate whether, before completing the requirements for your bachelor's degree at [NPSAS INSTITUTION], you earned any associate's degree(s) and/or any undergraduate certificate(s) or diploma(s) there.

An associate's degree normally requires at least 2, but less than 4 years, of full-time equivalent college work.

An undergraduate certificate or diploma is a formal award certifying the satisfactory completion of a postsecondary education program. Undergraduate certificates and diplomas are designed to equip people with the skills needed for direct entry to employment, and for progression to higher education or training. Examples include undergraduate certificates in administrative support, computer programming, and medical records.

BB17BNPAWDAT

[If BB17BNPUGDEG in (2 3)] In what month and year did you receive your associate's degree from [NPSAS INSTITUTION]? (If you have received more than one associate's degree from [NPSAS INSTITUTION] please report the date for the most recent.)

[else] In what month and year did you receive your undergraduate certificate or diploma from [NPSAS INSTITUTION]? (If you have received more than one undergraduate certificate or diploma from [NPSAS INSTITUTION] please report the date for the most recent.)

Month:

-9=-Select one-

January - December

Year:

-9=-Select one-

2016 - Before 1980

Help Text:

Indicate the month and year when you were awarded your associate's degree or undergraduate certificate or diploma from [NPSAS INSTITUTION].

If you have received more than one associate's degree or undergraduate certificate or diploma from [NPSAS INSTITUTION] please report the date for the most recent.

The date that you were awarded your degree may be different from the date that you completed your degree requirements.

If you are unsure, please provide your best estimate of the date.

BB17BOTHSCH

Other than [NPSAS INSTITUTION], did you attend any colleges, universities, or trade schools as an undergraduate student between the time you completed your high school requirements and [BA COMPLETION DATE]? Please include summer enrollment and any other undergraduate classes you have taken that earned college credit. Do not include enrollment for credit at any schools where you studied abroad.

1=Yes

0=No

Help Text:

One of the goals of this study is to better understand students' enrollment patterns, including enrollment at multiple schools, transfer activities, etc.

Indicate whether you have attended any other colleges, universities, or trade schools as an undergraduate student--other than [NPSAS INSTITUTION]--between the time you completed your high school requirements and the time you completed the requirements for your bachelor's degree from [NPSAS INSTITUTION]. You will be given the opportunity to provide information on any education you pursued after you graduated from [NPSAS INSTITUTION] later in the survey. Include any enrollment for summer school courses.

By "undergraduate" we mean enrolled in a certificate or diploma program from a vocational or trade school, an associate's or bachelor's degree program, or any classes for credit at these levels.

BB17BUGNUM

Other than [NPSAS INSTITUTION], how many colleges, universities, or trade schools did you attend between the time you completed your high school requirements and [BA COMPLETION DATE]?

_____ other(s)

Help Text:

Indicate the number of other colleges, universities, or trade schools you attended as an undergraduate student--other than [NPSAS INSTITUTION]--between the time you completed your high school requirements and the time you completed the requirements for your bachelor's degree from [NPSAS INSTITUTION].

You will be given the opportunity to provide information on any education you pursued after you graduated from [NPSAS INSTITUTION] later in the survey.

Include any enrollment for summer school courses.

BB17BSCHPT01

[If BB17BUGNUM = 1] What other school did you attend? (If you can't find your school, click "School not listed" or "Next.")

[else if BB17BUGNUM gt 1 and iteration=1] You just told us you attended [BB17BUGNUM] other schools between high school and completing the requirements for your bachelor's degree at [NPSAS INSTITUTION]. What is the most recent other school you attended? (You will have an opportunity to tell us about all schools later. If you can't find your school, click "School not listed" or "Next.")

[else] You told us you attended [BB17BUGNUM] other schools between high school and completing the requirements for your bachelor's degree at [NPSAS INSTITUTION]. What is another school you attended? (If you can't find your school, click "School not listed" or "Next.")

Help Text:

Do not enter [NPSAS INSTITUTION], any school(s) where you studied abroad during your attendance at [NPSAS INSTITUTION], or the name of a high school into the textbox. Only colleges, universities, and trade schools within the United States and Puerto Rico are included in the database.

To enter your school: Begin by typing in the school name; a list of schools matching your entry will be displayed. From the responses displayed, select the school that most closely matches your entry and click "Next"; you will then be taken to the next question in the survey.

If you can't find your school from among the responses returned, click "School not listed" or "Next."

BB17BBDAT01

In what month and year were you first enrolled at [UG SCHOOL NAME]?

Month:

-9--Select one-

January - December

Year:

-9--Select one-

2016 - Before 1980

Help Text:

Indicate the month and year that you first began enrollment at the school referenced. If you are unsure, provide your best estimate of the date.

BB17BEDAT01

In what month and year were you last enrolled at [UG SCHOOL NAME] before completing your bachelor's degree requirements at [NPSAS INSTITUTION] in [BA COMPLETION DATE]?

Month:

-9--Select one-

January - December

Year:

-9--Select one-

2016 - Before 1980

Help Text:

Indicate the month and year that you were last enrolled at the school referenced. If you are unsure, provide your best estimate of the date.

BB17BCONT01

[If both BB17BBDAT01 and BB17BEDAT01 = missing] Between the dates you were first and last enrolled at [UG SCHOOL NAME], did you take any breaks from [UG SCHOOL NAME] that lasted more than four months?
[else if BB17BBDAT01 = missing] Between the date you were first enrolled at [UG SCHOOL NAME] and [BB17BEDAT01, in words], did you take any breaks from [UG SCHOOL NAME] that lasted more than four months?
[else if BB17BEDAT01 = missing] Between [BB17BBDAT01, in words] and the date you were last enrolled at [UG SCHOOL NAME], did you take any breaks from [UG SCHOOL NAME] that lasted more than four months?
[else] Between [BB17BBDAT01, in words] and [BB17BEDAT01, in words], did you take any breaks from [UG SCHOOL NAME] that lasted more than four months?

1=Yes

0=No

Help Text:

If, between when you were first and last enrolled at this institution, you took any breaks lasting more than four months, indicate "Yes."

Do not count time in a study abroad program as a break from [UG SCHOOL NAME].

BB17BODEG01

Before you completed your bachelor's degree requirements from [NPSAS INSTITUTION] in [BA COMPLETION DATE], were you enrolled in non-degree program classes at [UG SCHOOL NAME], or were you working on a degree or certificate separate from your bachelor's degree at [NPSAS INSTITUTION]?

1=Undergraduate level classes, no degree program

2=Undergraduate certificate or diploma, including those leading to a license (example: cosmetology)

3=Associate's degree

4=Bachelor's degree

Help Text:

Indicate the undergraduate degree or certificate you were working on during your last term at [UG SCHOOL NAME] before your graduation from [NPSAS INSTITUTION] in [BA COMPLETION DATE].

If you were taking classes but they were not towards completion of a degree program, please select Undergraduate level classes, no degree program.

An undergraduate certificate or diploma, including those leading to a license are usually designed to equip people with the skills needed for direct entry to employment or to earn a license such as a cosmetology license. Other examples include certificates in administrative support, computer programming, and medical records.

An associate's degree (AA, AS, AAS, AGE, etc.) normally requires at least 2, but less than 4 years, of full-time equivalent college work.

A bachelor's degree (BA, BS, etc.) is usually awarded by a 4-year college or university and usually requires at least 4 years of full-time, college-level work.

BB17BERN01

Did you complete your program of study and receive your [UG DEGREE NAME] from [UG SCHOOL NAME]?

1=Yes

0=No

Help Text:

Please indicate if you completed the requirements for and were awarded your degree from the school referenced. Indicate "Yes" if you have already completed your program and also received your degree/certificate for this program of study.

Indicate "No" if have not received your degree/certificate for this program of study.

BB17BUGYR01

What was your year or level during your last term of enrollment at [UG SCHOOL NAME] for your [UG DEGREE NAME] before your graduation from [NPSAS INSTITUTION] in [BA COMPLETION DATE]?

1=First year or freshman

2=Second year or sophomore

3=Third year or junior

4=Fourth year or senior

5=Fifth year or higher undergraduate

6=Unclassified undergraduate

Help Text:

Report your class level or year during your last term of enrollment at the school referenced. Your level is based on the number of credits completed and not on the amount of time you have spent in the program.

For example, if you were enrolled for 2 years but had not yet earned enough credits to be classified as a sophomore, indicate First year or freshman. Likewise, if you were in your first year but transferred enough credits from another school that the school referenced considered you to be a junior or third year student, indicate Third year or junior.

If you were earning your associate's degree, remember that in your second year you are considered a Second year or sophomore, not a senior.

BB17BAWDAT01

In what month and year did you complete the requirements for your [UG DEGREE NAME] from [UG SCHOOL NAME]?

Month:

-9=-Select one-

January - December

Year:

-9=-Select one-

2016 - Before 1980

Help Text:

Indicate the month and year in which you were completed the requirements for your degree or certificate from the school referenced.

If you are unsure of the date, provide your best estimate.

BB17BENR01

Were you enrolled and taking classes at both [UG SCHOOL NAME] and [NPSAS INSTITUTION] at the same time?

1=Yes

0=No

Help Text:

Please indicate if you were enrolled at both the school referenced and [NPSAS INSTITUTION] at the same time.

Please indicate "Yes" only if you were actively taking classes at both schools.

If you were enrolled at both schools but did not ultimately take classes at both, please indicate "No."

BB17BTNS01

Did you attempt to transfer any credits to [NPSAS INSTITUTION] from [UG SCHOOL NAME]?

1=Yes

0=No

Help Text:

If you attempted to transfer credits from another college, university, or trade school to [NPSAS INSTITUTION], indicate "Yes"

Also indicate "Yes" even if the transfer credits were not accepted by [NPSAS INSTITUTION].

BB17BTRNC01

Were all, some, or none of those credits accepted by [NPSAS INSTITUTION]?

1=All

2=Some

3=None

Help Text:

Indicate whether "Some" or "All" of the credits you attempted to transfer from another college or postsecondary school were accepted by [NPSAS INSTITUTION], otherwise indicate "None."

BB17BGPATYP

[If BB17BOTHSCH =1] Now we have a few additional questions about your enrollment at [NPSAS INSTITUTION]. Was your grade point average (GPA) at [NPSAS INSTITUTION] measured on a 4.00 scale?

[else] Was your grade point average (GPA) at [NPSAS INSTITUTION] measured on a 4.00 scale?

1=Yes

0=No

Help Text:

Please indicate if your grade point average (GPA) was measured on a 4.00 scale at [NPSAS INSTITUTION].

In general, a 4.00 is an A average, a 3.00 is a B average, a 2.00 is a C average, and a 1.00 is a D average.

BB17BGPA

What was your cumulative GPA in all classes at [NPSAS INSTITUTION] for your bachelor's degree?

| (Range: 0.00 to 4.00)

Not applicable, [NPSAS INSTITUTION] does not have GPA.

Help Text:

Report your numeric cumulative GPA in all classes at [NPSAS INSTITUTION] for your bachelor's degree.

You may enter your GPA using two decimal places (for example, 3.25).

In general, a 4.00 is an A average, a 3.00 is a B average, a 2.00 is a C average, and a 1.00 is a D average.

BB17BGPAEST

Overall, which best describes your grades at [NPSAS INSTITUTION]?

1=Mostly A's (3.75 and above)

2=A's and B's (3.25-3.74)

3=Mostly B's (2.75-3.24)

4=B's and C's (2.25-2.74)

5=Mostly C's (1.75-2.24)

6=C's and D's (1.25-1.74)

7=Mostly D's or below (1.24 or below)

8=Don't know my grades

9=I would describe my grades differently than what is listed here

Help Text:

Select the letter grade or grades that you usually received in your courses.

If the letter grades listed do not describe the type of grades you earned at [NPSAS INSTITUTION], choose "I would describe my grades differently than what is listed here."

If you are unable to provide letter grades and there is no different description of your grades at [NPSAS INSTITUTION], choose "Don't know my grades."

BB17BNPEXP

While enrolled at [NPSAS INSTITUTION] for your bachelor's degree, did you...

Ever get placed on academic probation?

Graduate with academic honors (for example, magna cum laude, cum laude, etc.)?

1=Yes

0=No

Help Text:

Indicate whether you were placed on academic probation while enrolled at [NPSAS INSTITUTION] for your bachelor's degree, or graduated with academic honors.

If a student's GPA falls below a certain level (which differs by institution), a student can be placed on academic probation. Typically, the student is given a certain time period to raise their grades and if they do not, disciplinary action can be taken, sometimes including dismissal from the institution. If you ever were placed on academic probation while at [NPSAS INSTITUTION] for your bachelor's degree, select "Yes."

If a student's overall GPA at the time of graduation meets requirements, the student can graduate with academic honors. Some examples are Summa Cum Laude, Magna Cum Laude, and Cum Laude. If you graduated with any of these or similar honors, select "Yes."

BB17BEXCUR

When you were working on your bachelor's degree at [NPSAS INSTITUTION], were you involved in...

A fraternity or sorority

Extracurricular clubs or groups

Intramural or recreational sports

Intercollegiate sports (for example, NCAA, NAIA)

1=Yes

0=No

2=Not offered at [NPSAS INSTITUTION]

Help Text:

Please indicate whether you were involved in any of the listed activities while pursuing your bachelor's degree.

Fraternities and Sororities are typically social organizations at colleges and universities. Some can be more service based in nature, placing a main focus on community service. While social fraternities and sororities usually do engage in community service projects or activities, the primary intent is to provide members with a foundational group of brothers and sisters to support them through the college experience. Most often, membership in a fraternity or sorority is obtained while an undergraduate student but continues, thereafter, for life.

Extracurricular clubs or groups are clubs or groups in which students participate outside of the classroom. Some examples include major or field of study clubs, or drama clubs.

Intramural or recreational sports provide students an opportunity to participate in a variety of sport activities without athletic scholarship, coaches, etc. Most universities offer teams in traditional sports such as basketball, softball, soccer, volleyball, and flag football, as well as nontraditional activities such as ultimate Frisbee, floor hockey, badminton, racquetball, and tennis.

Intercollegiate sports are competitive and involve two or more college teams playing against each other. Teams are categorized based on the size of the school. For example, depending on the size of the school and their association, schools can be a part of the National Collegiate Athletic Association (NCAA) or the National Association of Intercollegiate Athletics (NAIA).

BB17BINTERN

Prior to completing your bachelor's degree in [BA COMPLETION DATE], did you participate in any of the following?

Paid internship

Unpaid internship

Co-operative experience

Practicum

1=Yes

0=No

Help Text:

Indicate whether you participated in any of the listed programs prior to completing your bachelor's degree in [BA COMPLETION DATE].

An internship is any official or formal program to provide practical experience for beginners in an occupation or profession. An internship can be paid or unpaid.

A co-operative experience is a structured method of combining classroom-based education with practical work experience. A cooperative education experience, commonly known as a "co-op," provides academic credit for structured job experience.

A practicum is often in a specialized field of study and is designed to give students supervised practical application of a previously or concurrently studied theory. Practicums (student teaching) are common for education and social work majors. In some cases, the practicum may be a part-time student teaching placement that occurs the semester before a student's full-time student teaching placement.

BB17BINCHO

[If Web mode]: How satisfied are you with the quality of the undergraduate education you received at [NPSAS INSTITUTION]? [If TIO mode]: How satisfied are you with the quality of the undergraduate education you received at [NPSAS INSTITUTION]? Are you...

1=Very satisfied

2=Satisfied

3=Neither satisfied nor dissatisfied

4=Dissatisfied

5=Very dissatisfied

Help Text:

By "satisfied with the quality of the undergraduate education you received" we mean the degree to which the content and quality of your classes at [NPSAS INSTITUTION] met your expectations.

Indicate how satisfied you are with the quality of education you received. Your responses may range from "very satisfied" to "very dissatisfied."

BB17BMAJCHO

How satisfied are you with your choice of undergraduate [{If BB17BDBLMAJ=1} majors or fields of study? {else if BB17BDBLMAJ=0} major or field of study? {else} major(s) or field(s) of study?] [If TIO mode] Are you...

1=Very satisfied

2=Satisfied

3=Neither satisfied nor dissatisfied

4=Dissatisfied

5=Very dissatisfied

Help Text:

By "satisfied with your choice of undergraduate major(s)" we mean the degree to which the content and quality of your major at [NPSAS INSTITUTION] met your expectations.

Indicate how satisfied you are with your choice of undergraduate major(s). Your responses may range from "very satisfied" to "very dissatisfied."

BB17BCOBEN

Do you think your undergraduate education was worth its financial cost?

1=Yes

0=No

Help Text:

Please indicate "Yes" if you feel that your undergraduate education experience was worth the financial cost..

BB17CPSTGRD

Did you attend a college, university, or trade school for an additional degree or certificate at any point between completing your bachelor's degree in [BA COMPLETION DATE] and June 2017?

1=Yes

0=No

Help Text:

Indicate "Yes" if you attended a college, university, or trade school for any degree or certificate between completing your bachelor's degree requirements at [NPSAS INSTITUTION] in [BA COMPLETION DATE] and June 2017. This education may include other undergraduate degrees or certificates, or graduate-level degrees or certificates.

Indicate "No" if you attended school for coursework that is not part of a degree or certificate program. Do not include professional certificates such as those earned through a week-long training course. You will have a chance to tell us about a training leading to a certification later in the survey.

BB17CNUMSCH

How many colleges, universities, or trade schools did you attend at any point between [BA COMPLETION DATE] and June 2017?

_____school(s)

Help Text:

Please indicate the total number of colleges, universities, or trade schools you have attended at any point between completing your bachelor's degree in [BA COMPLETION DATE] and June 2017.

Do not include colleges, universities, or trade schools that you attended for coursework that is not part of a degree or certificate program.

BB17CSCHPT01

[If BB17CNUMSCH=1] What school did you attend between [BA COMPLETION DATE] and June 2017? (If you can't find your school, click "School not listed" or "Next.")

[else if BB17CNUMSCH gt 1 and iteration=1] You just told us you attended [BB17CNUMSCH] schools between [BA COMPLETION DATE] and June 2017. What was the most recent school you attended before June 2017? (You will have an opportunity to tell us about all schools later. If you can't find your school, click "School not listed" or "Next.")

[else] You told us you attended [BB17CNUMSCH] schools between [BA COMPLETION DATE] and June 2017. What is another school you attended? (If you can't find your school, click "School not listed" or "Next.")

Help Text:

Only colleges, universities, and trade schools within the United States and Puerto Rico are included in the database. To enter your school, begin by typing in the school name. A list of schools matching your entry will be displayed. From the responses displayed, select the school that most closely matches your entry and click "Next." You will then be taken to the next question in the survey.

If you can't find your school from among the responses returned, click "School not listed" or "Next."

BB17CDEG01

What was the `[[if degree_nested iteration > 1] other]` type of degree or certificate you worked on at [POST-BA SCHOOL NAME] between [BA COMPLETION DATE] and June 2017? (You will have an opportunity to tell us about other degrees and certificates during this time period later.)

1=Undergraduate certificate or diploma, including those leading to a license

2=Associate's degree

3=Bachelor's degree

4=Post-baccalaureate certificate

5=Master's degree

6=Post-master's certificate

7=Doctoral degree--professional practice (including: chiropractic, dentistry, law, medicine, optometry, osteopathic medicine, pharmacy, podiatry, or veterinary medicine)

8=Doctoral degree--research/scholarship (including the PhD, EdD, or other degrees that require original research or artistic achievement)

9=Doctoral degree--other (any doctor's degree that is not research/scholarship or professional practice)

Help Text:

Indicate the degree/certificate you earned or expect(ed) to earn from this school.

An associate's degree normally requires at least 2, but less than 4 years, of full-time equivalent college work.

A bachelor's degree is usually awarded by a 4-year college or university and usually requires at least 4 years of full-time, college-level work.

A master's degree usually requires at least 2 years of full-time graduate-level work and may require a thesis or a practicum.

A doctoral degree-research/scholarship is a PhD or other doctor's degree that requires advanced work beyond the master's level, including the preparation and defense of a dissertation based on original research, or planning and execution of an original project demonstrating substantial artistic or scholarly achievement. Some examples of this type of degree may include EdD, DMA, DBA, DSc, DA, or DM, and others as designated by the awarding institution.

A professional doctoral degree is a formal award certifying the satisfactory completion of a postsecondary education program in the following areas: chiropractic, dentistry, law, medicine, optometry, osteopathic medicine, pharmacy, podiatry, ministry or divinity, or veterinary medicine.

An undergraduate certificate or diploma is a formal award certifying the satisfactory completion of a postsecondary education program. Undergraduate certificates and diplomas are designed to equip people with the skills needed for direct entry to employment, and for progression to higher education or training. Examples include undergraduate certificates in administrative support, computer programming, and medical records.

A post-baccalaureate certificate provides students who already hold a bachelor's degree with new or additional training in an area of specialization. Certificates typically require fewer course hours than do master's or doctoral degrees, and do not require a thesis or dissertation. Examples of this include certificates in accounting, computer science, and human resource management.

A post-master's certificate usually requires completion of 24 semester credit hours beyond the master's degree but does not meet the requirements of academic degrees at the doctoral level.

BB17CPTMAJ01

As of June 2017, what was your primary major or field of study for [if iteration=1: your/else: this] [POST-BA DEGREE NAME] at [POST-BA SCHOOL NAME]? (If you can't find your major or field of study, click "Major not listed" or "Next.")
Major not found in results

Help Text:

Please do not enter a minor or concentration in the textbox.

To enter your major or field of study: Begin by typing in your major at this school; a list of majors matching your entry will be displayed. From the responses displayed, select the major that most closely matches your entry and click "Next"; you will then be taken to the next question in the survey.

If you can't find your major/field of study from among the responses returned, click "Major not listed" or "Next."

BB17CENMON01

In which months between [BA COMPLETION DATE] and June 2017 were you enrolled at [POST-BA SCHOOL NAME] for [if iteration=1: your/Else: this] [POST-BA DEGREE NAME] [if BB17CPTMAJ01 ne missing: in [BB17CPTMAJ01]/Else: no words]?

July 2015 - June 2017

Help Text:

Please use the calendar to select the months in which you have attended this school. Any month that has been selected will be shaded BLUE. Months that are not selected will remain shaded LIGHT GRAY.

If you would like to select all visible months within a given year, click the "Select all" button. To unselect these months, click the button once again.

BB17CENST01

[If BB17CCREN01 = 1] For the period of time you have been attending [POST-BA SCHOOL NAME] for [if iteration=1: your/Else: this] [POST-BA DEGREE NAME] [if BB17CPTMAJ01 ne missing: in [BB17CPTMAJ01]/Else: no words], have you been mainly a full-time or part-time student, or an equal mix of both?

[else] For the period of time you attended [POST-BA SCHOOL NAME] between [BA COMPLETION DATE] and June 2017 for [if iteration=1: your/Else: this] [POST-BA DEGREE NAME] [if BB17CPTMAJ01 ne missing: in [BB17CPTMAJ01]/Else: no words], were you mainly a full-time or part-time student, or an equal mix of both?

1=Full-time

2=Part-time

3=Equal mix of full-time and part-time

Help Text:

Students who attend full-time carry a full load of credit hours per semester or quarter. Typically, this is at least 12 credit hours per semester at the undergraduate level and 9 credit hours per semester at the graduate level, although the number of credits per term that is considered full-time varies by institution and program.

Part-time attendance is any credit load less than the full-time load for a given school or program.

If enrolled at the full- and part-time levels about equally often throughout your degree or certificate program, indicate "Equal mix of full- and part-time."

BB17CERN01

Did you complete your program of study and receive [if iteration=1: your/Else: this] [POST-BA DEGREE NAME] [if BB17CPTMAJ01 ne missing: in [BB17CPTMAJ01]/Else: no words] from [POST-BA SCHOOL NAME] before July 2017?

1=Yes

0=No

Help Text:

Indicate "Yes" if you completed your program and received your degree/certificate for this program of study before July 2017.

Indicate "No" if you did not receive your degree/certificate before July 2017.

BB17CDGMY01

In what month and year before July 2017 was [If iteration=1: your/Else: this] [POST-BA DEGREE NAME] [If BB17CPTMAJ01 ne missing: in [BB17CPTMAJ01]/Else: no words] awarded by [POST-BA SCHOOL NAME]?

Month:

-9=-Select one-

January - December

Year:

-9=-Select one-

2017 - Before 2014

Help Text:

Indicate the month and year in which you were awarded your degree or certificate from this school. If you are unsure of the date, provide your best estimate.

BB17CENRTDG01

Did you receive a master's degree prior to July 2017 from [POST-BA SCHOOL NAME] while enrolled in your [POST-BA DEGREE NAME] program? (Answer "no" if you received a master's degree through a separate program for which the ultimate objective was a master's degree.)

1=Yes

0=No

Help Text:

Some doctoral degree programs award master's degrees on the way to the doctoral degree. Indicate whether you were awarded a master's degree prior to July 2017 at this school as part of your [POST-BA DEGREE NAME] program.

Do not include master's degrees earned as part of programs for which a master's degree was the ultimate objective.

BB17CENRTMY01

In what month and year prior to July 2017 did you receive your master's degree from [POST-BA SCHOOL NAME]?

Month

-9=-Select one-

January - December

Year:

-9=-Select one-

2017 - Before 2014

Help Text:

Some doctoral degree programs award master's degrees on the way to the doctoral degree. Indicate the month and year in which you were awarded a master's degree at this school as part of your [POST-BA DEGREE NAME] program.

BB17CONLIN01

As part of [If iteration=1: your/Else: this] [POST-BA DEGREE NAME] [If BB17CPTMAJ01 ne missing: in [BB17CPTMAJ01]/Else: no words] at [POST-BA SCHOOL NAME], did you take any courses that were taught primarily online prior to July 2017?

1=Yes

0=No

Help Text:

Online courses may contain in-person components such on-campus exams or presentations. However, students primarily access their instruction over the Internet.

BB17CFINAIDG01

Prior to July 2017, which of the following did you receive or use to pay for [If iteration=1: your/Else: this] [POST-BA DEGREE NAME] [if BB17CPTMAJ01 ne missing: in [BB17CPTMAJ01]/Else: no words] at [POST-BA SCHOOL NAME]? (Please choose all that apply)

Federal student loans

Private student loans

Grants or scholarships

Assistantships or fellowships

Federal Work-Study

Employer assistance

Personal loan or gift

Your own money

Other

0=Neither

1=Education expenses only (e.g., tuition, fees, books)

2=Living expenses only (e.g., rent, food, clothing)

3=Both education and living expenses

Help Text:

The list below provides examples of types of aid:

Examples of Federal student loans include subsidized and unsubsidized Direct Loans (formerly known as Stafford Loans), Perkins Loans and Graduate PLUS loans.

Private student loans tend to cost more in terms of the interest that must be repaid than do the loans offered by the Federal government. Unlike Federal student loans, private loans are credit based and therefore often require a cosigner if the student does not have an established credit history.

Grants or scholarships do not have to be repaid. Most scholarships are restricted to paying all or part of tuition expenses, though some also cover room and board.

Graduate assistantships are a form of financial aid awarded to students to help support their education. Examples include teaching assistantships and research assistantships. Students usually receive a waiver for all or part of their tuition and a stipend to assist with other living expenses, and are required to perform teaching or research duties.

Fellowships are based on merit, rather than just need. Payment usually includes a waiver for educational expenses as well as a stipend. Fellowships do not have to be repaid.

Work-study jobs are offered to students with financial need, allowing them to work part-time to earn money to help pay their education expenses. Students must file a FAFSA (Free Application for Federal Student Aid) in order to be considered for the Federal Work-Study (FWS) program. Work-study jobs are often located on the campus of a student's school and may or may not be related to a student's course of study.

Employer assistance is any monetary assistance that your employer contributes towards your educational costs.

Own money refers to the student's own finances, and excludes parents' money.

BB17COTH01

Other than your: [POST-BA DEGREE NAME] [if BB17CPTMAJ01 ne missing} in [BB17CPTMAJ01] {else} no words] (from loop 1) [POST-BA DEGREE NAME] [if BB17CPTMAJ01 ne missing} in [BB17CPTMAJ01] {else} no words] (from loop 2) Did you attend [POST-BA SCHOOL NAME] for any additional degrees or certificates at any point between [BA COMPLETION DATE] and June 2017?

1=Yes

0=No

Help Text:

Indicate "Yes" if you attended this school at any point between completing your bachelor's degree requirements in [BA COMPLETION DATE] and June 2017, for another degree or certificate program that you have not yet told us about. Only report enrollment for a degree or certificate program. This enrollment may include other undergraduate degrees or certificates, or graduate-level degrees or certificates.

Indicate "No" if you only attended this school for the degree or certificate programs you have already reported.

BB17CNDGCWK

At any point between when you completed your bachelor's degree requirements in [BA COMPLETION DATE] and June 2017, did you attend a college, university, or trade school for any coursework that was not part of a degree or certificate program? (Non-degree coursework may be for transfer credit or for recreation or personal enjoyment.)

1=Yes

0=No

Help Text:

Examples of non-degree or non-certificate coursework include taking courses for credit that may often be transferred and/or applied to a degree or certificate program, or taking non-credit courses for recreation or personal enjoyment, such as cooking or dance classes.

BB17CRSCWK

Why did you decide to take non-degree coursework?

(Please choose all that apply)

Needed for current employment

Needed for career goals

Needed for educational goals (for example: graduate school prerequisites)

Desired for personal enrichment

Other reason not listed

Help Text:

Indicate whether or not each reason helps to explain your decision to take non-degree coursework.

If you took non-degree coursework to demonstrate your ability to pass graduate-level courses in order to help entrance into graduate school or to take classes that you did not take as an undergraduate but that are required for a graduate program, please select "Needed for educational goals."

If you took non-degree coursework because you enjoy or were interested in a certain subject area, please select "Desired for personal enrichment."

BB17CFACS

Of the following, which was the most important factor to you in choosing your field of postbaccalaureate/graduate level study?

1=Required for career path

2=Your aptitude in the field

3=Earnings potential

4=Ability to contribute to society via the field

5=Ability to balance work and family

Help Text:

Please select the most important factor that influenced your choice of graduate field of study.

Answer according to your specific graduate field of study or major, not the choice to enroll in graduate school generally.

BB17CEXPVR

What is the highest level of education you ever expect to complete at any school?

(Provide your best guess even if you are not sure.)

4=Bachelor's degree (usually a 4-year degree)

5=Graduate level courses, no graduate degree or certificate expected

6=Post-baccalaureate certificate

7=Master's degree

8=Post-master's certificate

10=Professional doctoral degree (including: chiropractic, dentistry, law, medicine, etc.)

9=Doctoral degree, research/scholarship (including: PhD, EdD, etc.)

Help Text:

Indicate the highest level of education that you ever expect to complete at any school. If you do not plan to pursue any education beyond what you are currently working on, enter your current degree or program.

A bachelor's degree is usually awarded by a 4-year college or university and usually requires at least 4 years of full-time, college-level work.

Graduate level courses, no graduate degree or certificate expected means already holding an undergraduate degree or certificate and enrolling in graduate level courses beyond a bachelor's degree, but not expecting to formally enroll in a graduate degree program.

A post-baccalaureate certificate provides students who already hold a bachelor's degree with new or additional training in an area of specialization. Certificates typically require fewer course hours than do master's or doctoral degrees, and do not require a thesis or dissertation. Examples of this include certificates in accounting, computer science, and human resource management.

A master's degree usually requires at least 2 years of full-time graduate level work and may require a thesis or a practicum.

A post-master's certificate usually requires completion of 24 semester credit hours beyond the master's degree but does not meet the requirements of academic degrees at the doctoral level.

A doctoral degree, research/scholarship is a PhD or other doctor's degree that requires advanced work beyond the master's level, including the preparation and defense of a dissertation based on original research, or the planning and execution of an original project demonstrating substantial artistic or scholarly achievement. Some examples of this type of degree may include EdD, DMA, DBA, DSc, DA, or DM, and others, as designated by the awarding institution.

A professional doctoral degree is a doctor's degree that is conferred upon completion of a program providing the knowledge and skills for the recognition, credential, or license required for professional practice. The degree is awarded after a period of study such that the total time to the degree, including both pre-professional and professional preparation, equals at least six full-time equivalent academic years. Some of these degrees include: chiropractic (DC or DCM); dentistry (DDS or DMD); law (LLB or JD); medicine (MD); optometry (OD), osteopathic medicine (DO); pharmacy (PharmD); Podiatry (DPM, PodD, DP); or veterinary medicine (DVM), and others, as designated by the awarding institution.

BB17CGRDEXM

Prior to July 2017, did you take any graduate or professional school entrance exams?

1=Yes

0=No

Help Text:

We are interested in whether you took any graduate admissions exams prior to July 2017.

Some common graduate admissions exams include: Graduate Record Examination (GRE), Medical College Admission Test (MCAT), Law School Admission Test (LSAT), and Graduate Management Admissions Test (GMAT).

BB17CTESTS

Which of the following graduate or professional school entrance exam(s) did you take prior to July 2017?

(Please choose all that apply)

GRE

GRE Subject Test

MCAT

LSAT

GMAT

[If usermode=web] Other exam(s) [else] Any other exams

Help Text:

Please indicate which graduate admissions exams you took prior to July 2017. Some common graduate admissions exams include:

The Graduate Record Examination (GRE), a standardized test that is an admissions requirement for many graduate schools and is similar in format and content to the SAT.

GRE Subject Tests gauge undergraduate achievement in the specific areas of Biochemistry, Cell and Molecular Biology, Biology, Chemistry, Computer Science, Literature in English, Mathematics, Physics, and Psychology.

The Medical College Admission Test (MCAT) is a standardized test for prospective medical students. It is designed to assess problem solving, critical thinking, and writing skills in addition to knowledge of science concepts and principles.

The Law School Admission Test (LSAT) is a standardized test that provides law schools with a standard measure of acquired reading and verbal reasoning skills.

The Graduate Management Admissions Test (GMAT) is a standardized test for determining aptitude to succeed academically in graduate business studies. The GMAT is used as one of the selection criteria by business schools and typically used for admission into an MBA program.

BB17IUGLN

Next, [[if usermode = TIO] | {else} we] have some questions about how you paid for your undergraduate education.

Other than money you may have borrowed from family or friends, did you take out any type of student loans to help pay for your undergraduate education prior to completing the requirements for your bachelor's degree in [BA COMPLETION DATE]?

1=Yes

0=No

-1=Don't know

Help Text:

Indicate whether you took out any student loans to help pay for your undergraduate education prior to [BA COMPLETION DATE].

Do not include Parent PLUS loans, grants or scholarships, or money borrowed from family or friends.

Federal student loans, such as subsidized and unsubsidized Direct Loans (also known as Stafford Loans), are from the federal government.

Private student loans are borrowed from a private lender, such as a bank, credit union, or state, and usually require a co-signer.

Examples of other loans include:

School loans are loans for which your school-rather than the federal government, state government, or another private organization-is the lender. School loans are sometimes restricted to individuals meeting certain qualifications.

State education loans, offered through state-funded programs in certain states, typically require the borrower to be a state resident or attend an approved school within the state. Interest rates and repayment terms for state education loans vary from state to state.

BB17IUGLNTYP

Did you take out...

Federal student loans (for example: Direct/Stafford Loans, Perkins Loans)

Private student loans

Other types of loans

1=Yes

0=No

Help Text:

Indicate the type of loan you took out to help pay for your undergraduate education prior to [BA COMPLETION DATE].

Do not include Parent PLUS loans, grants or scholarships, or money borrowed from family or friends.

Examples of federal student loans:

Subsidized and unsubsidized Direct/Stafford Loans

An education loan borrowed from the federal government (Direct/Stafford Loans), with an interest rate and other terms that are set by the federal government. Students must file a FAFSA (Free Application for Federal Student Aid) in order to be considered for Direct/Stafford Loan eligibility. Undergraduate and graduate level students are eligible to receive Direct/Stafford Loans, which can be either subsidized or unsubsidized.

Perkins Loan

Awarded to undergraduate and graduate students with exceptional financial need. This is a campus-based loan program, with the school acting as the lender using a limited pool of funds provided by the federal government.

Private student loans:

Private loans are offered by private lenders. (Some common characteristics of private loans are noted below.) With private loans there are no federal application forms to complete. Some students and parents use private loans as a supplement when their federal loans do not provide enough money. Private loans can have higher interest rates than federal loans. Unlike federal student loans, private loans are credit-based and therefore often require a cosigner if the student does not have an established credit history.

Some examples of commonly used private loans include:

Sallie Mae Smart Option Loan

Wells Fargo Collegiate Loan

Discover Student Loan

Loans from credit unions

Loans from states such as Minnesota's SELF loan

States with private or alternative student loan programs include: Alaska, Connecticut, Georgia, Hawaii, Indiana, Iowa, Kentucky, Maine, Massachusetts, Minnesota, New Jersey, North Carolina, Rhode Island, South Carolina, Texas, Vermont, Washington, West Virginia, and Wisconsin.

Home equity loans are not considered private loans.

BB17IPRVVER

Earlier in the survey you told us you received private loans for education you were enrolled in between completion of your bachelor's degree requirements in [BA COMPLETION DATE] and June 2017. Is that correct?

1=Yes

0=No

Help Text:

Private loans, also known as alternative loans, are offered by private lenders. (Some common characteristics of private loans are noted below.)

With private loans there are no federal application forms to complete. Some students and parents use private loans as a supplement when their federal loans do not provide enough money. Private loans can have higher interest rates than federal loans.

Unlike federal student loans, private loans are credit-based and therefore often require a cosigner if the student does not have an established credit history.

Some examples of commonly used private loans include:

Sallie Mae Smart Option Loan

Wells Fargo Collegiate Loan

Discover Student Loan

Loans from credit unions

Loans from states such as Minnesota's SELF loan

States with private or alternative student loan programs include: Alaska, Connecticut, Georgia, Hawaii, Indiana, Iowa, Kentucky, Maine, Massachusetts, Minnesota, New Jersey, North Carolina, Rhode Island, South Carolina, Texas, Vermont, Washington, West Virginia, and Wisconsin.

Home equity loans are not considered private loans.

BB17IPBPVAMT

How much did you borrow in private loans between [BA COMPLETION DATE] and June 2017?

\$_____.00

Did not have any private student loans

Help Text:

Private loans, also known as alternative loans, are offered by private lenders. (Some common characteristics of private loans are noted below.)

With private loans there are no federal application forms to complete. Some students and parents use private loans as a supplement when their federal loans do not provide enough money. Private loans can have higher interest rates than federal loans.

Unlike federal student loans, private loans are credit based and therefore often require a cosigner if the student does not have an established credit history.

Some examples of commonly used private loans include:

Sallie Mae Smart Option Loan

Wells Fargo Collegiate Loan

Discover Student Loan

Loans from credit unions

Loans from states such as Minnesota's SELF loan

States with private or alternative student loan programs include: Alaska, Connecticut, Georgia, Hawaii, Indiana, Iowa, Kentucky, Maine, Massachusetts, Minnesota, New Jersey, North Carolina, Rhode Island, South Carolina, Texas, Vermont, Washington, West Virginia, and Wisconsin.

Home equity loans are not considered private loans.

BB17IPBPVEST

Please indicate the range for how much you borrowed in private loans between [BA COMPLETION DATE] and June 2017.

Would you say it was...

-1=Don't know

0=\$0

1=\$1 - \$9,999

2=\$10,000 - \$19,999

3=\$20,000 - \$29,999

4=\$30,000 - \$39,999

5=\$40,000 - \$49,999

6=\$50,000 - \$59,999

7=\$60,000 - \$69,999

8=\$70,000 - \$79,999

9=\$80,000 - \$89,999

10=\$90,000 - \$99,999

11=\$100,000 or more

Did not have any private student loans

Help Text:

Private loans, also known as alternative loans, are offered by private lenders. (Some common characteristics of private loans are noted below.)

With private loans there are no federal application forms to complete. Some students and parents use private loans as a supplement when their federal loans do not provide enough money. Private loans can have higher interest rates than federal loans.

Unlike federal student loans, private loans are credit based and therefore often require a cosigner if the student does not have an established credit history.

Some examples of commonly used private loans include:

Sallie Mae Smart Option Loan

Wells Fargo Collegiate Loan

Discover Student Loan

Loans from credit unions

Loans from states such as Minnesota's SELF loan

States with private or alternative student loan programs include: Alaska, Connecticut, Georgia, Hawaii, Indiana, Iowa, Kentucky, Maine, Massachusetts, Minnesota, New Jersey, North Carolina, Rhode Island, South Carolina, Texas, Vermont, Washington, West Virginia, and Wisconsin.

Home equity loans are not considered private loans.

BB17IPVREPAY

Were you repaying your private loans as of June 2017?

(Respond based on the status of any private student loans you had in June 2017, including loans for your bachelor's degree and any taken out since earning your bachelor's degree.)

1=Yes

0=No

Help Text:

Respond based on the status of any private student loans you had as of June 2017, including loans for your bachelor's degree and any taken out since earning your bachelor's degree

If you were making a monthly payment towards your private student loans, select "Yes."

If you were only making interest only payments on your private student loans, select "Yes."

If you were not repaying your private student loans due to deferment or forbearance, select "No."

BB17IPVNOPAY

Why were you not repaying your private loans as of June 2017?

1=Deferring payment in agreement with lender

2=Already paid off

3=Delinquent, not paying

4=Other

Help Text:

Please indicate the reason you were not repaying your private student loans as of June 2017.

A deferment postpones payment of a loan. Individuals may qualify for a deferment due to enrollment in an additional postsecondary program, military deployment, unemployment, or economic hardship.

BB17IPVPAYMT

What was the repayment status of your private loans as of June 2017?

1=Repaying the original payment amount

2=Repaying a different payment amount due to loan modification, refinance or extension

3=Repaying after a loan delinquency or default

4=Some private loans have been paid off but I am still repaying others

5=Repaying interest only

6=Other

Help Text:

Respond based on the status of any private student loans you had as of June 2017, including loans for your bachelor's degree and any taken out since earning your bachelor's degree.

A loan modification is any change to the original terms of your student loan. During times of hardship, some lenders will review loans on a case-by-case basis and make adjustments. For example, lenders may reduce the interest rate to make payments more manageable.

A loan refinance allows you to combine multiple student loans into one loan with a single monthly payment or change the interest rate on a loan from a fixed-rate to a variable rate.

A loan extension lengthens the original term of your loan. For example, if you originally had 25 years to pay back your loan, it might be possible to extend the term to 40 years. This brings your monthly payment down helping in cases of financial hardship.

A loan delinquency occurs when no prior arrangements have been made (for example, a deferment or forbearance) and monthly payments are not made on your student loans. After a period of time in delinquency, your loan will go into default. Once a student loan goes into default, it is turned over to a collection agency.

BB17IPVINE

Please indicate the range that best represents the interest rate for your private loans as of June 2017. Would you say it was...

-1=Don't know

1=Less than 3.00%

2=3.00% - 4.99%

3=5.00% - 6.99%

4=7.00% - 8.99%

5=9.00% - 11.99%

6=12.00% - 14.99%

7=15.00% - 17.99%

8=18.00% - 20.99%

9=21.00% or higher

Help Text:

Respond based on the private student loans you have taken out for undergraduate and graduate programs. Choose the option that best describes the interest rates for your private student loans as of June 2017.

If you have multiple interest rates for your private student loans, provide the rate for your largest private loan.

If you are unsure of the exact amount, provide your best guess.

BB17IPVMOS

As of June 2017, how much did you typically pay each month on your private loans? Please provide the amount you paid each month, even if it was different from your minimum monthly payment.

\$_____.00 per month

Help Text:

Respond based on the private student loans you have taken out for undergraduate and graduate programs. Please provide the typical amount you paid each month between [BA COMPLETION DATE] and June 2017, even if that amount differed from your expected monthly payment. If you are unsure of the exact amount, provide your best guess.

BB17IPVEST

Please indicate the range that best represents the total monthly payment for your private loans as of June 2017. Would you say it was...

- 1=Don't know
- 0=\$0.00
- 1=\$0.01 - \$49.99
- 2=\$50.00 - \$99.99
- 3=\$100.00 - \$149.99
- 4=\$150.00 - \$199.99
- 5=\$200.00 - \$249.99
- 6=\$250.00 - \$499.99
- 7=\$500.00 - \$749.99
- 8=\$750.00 - \$999.99
- 9=\$1,000.00 or more

Help Text:

Respond based on the private student loans you have taken out for undergraduate and graduate programs. Choose the option that best describes the typical amount you paid each month between [BA COMPLETION DATE] and June 2017, even if that amount differed from your expected monthly payment.

BB17IELNPLAN

Over the past 12 months, were any of your student loan payments being paid in whole or in part by family or friends? [If BB17AMARR in (2 6)] In your answer, please do not include any help that you may have received from your [if B17AMARR = 2] spouse. [else] partner.]

- 0=No
- 1=Yes, usually
- 2=Yes, occasionally

Help Text:

Respond based on any student loans - federal or private - you have taken out for undergraduate and graduate programs. For this question, consider "help with loan payments" as either full or partial loan payment amount. If family and friends have helped with loan payments most of the time in the past 12 months, please select "Yes, usually." If family and friends have helped with loan payments at any time in the past 12 months, please select "Yes, occasionally."

BB17DINTRO (ABBREV)

In the next section, [if usermode = TIO] I [else] we] would like to ask some questions about your employment between completing your bachelor's degree requirements in [BA COMPLETION DATE] and June 2017. We are interested in all paid employment, including full-time and part-time employment, [if BB17CPSTGRD = 1] graduate assistantships, paid internships, and self-employment.

Help Text:

This is an introductory screen. Please select "Next" to continue.

BB17DANYJOBS (ABBREV)

Did you work for pay at any time between completing your bachelor's degree in [BA COMPLETION DATE] and June 2017?

1=Yes

0=No

Help Text:

Please consider any jobs for pay, including: full-time and part-time employment, self-employment, graduate assistantships, and paid internships.

For graduate students, please consider graduate school jobs such as assistantships and fellowships as having worked for pay.

BB17DPINTRN (ABBREV)

Did you have a paid internship at any time between [BA COMPLETION DATE] and June 2017?

1=Yes

0=No

Help Text:

An internship is any official or formal program to provide practical experience for beginners in an occupation or profession.

Internships can be paid or unpaid. Only indicate "Yes" if your internship was paid.

BB17DLICFILTR

As of June 2017, did you have an active professional certification or a state or industry license? Do not include business licenses, such as a liquor license or vending license.

(A professional certification or license shows you are qualified to perform a specific job and includes things like Licensed Realtor, Certified Medical Assistant, Certified Teacher, or an IT certification.)

1=Yes

0=No

Help Text:

If you had an active professional certification or license as of June 2017, indicate "Yes."

A professional certification or license shows you are qualified to perform a specific job and includes things like Licensed Realtor, Certified Medical Assistant, Certified Teacher, or an IT certification.

BB17DNUMEMP (ABBREV)

How many employers did you have between [BA COMPLETION DATE] and June 2017?

Count any self-employment or formal independent contractor work during this time as 1 employer. Do not count any informal work or side jobs in your number of employers. (For more information regarding what to include in your count of employers, click here.)

____ employer(s)

Help Text:

Please provide the number of employers you have worked for between [BA COMPLETION DATE] and June 2017.

Do not report any employers where you have only applied for work or any employers where you have not accepted a paid position.

Count any self-employment or formal independent contractor work during this time as one employer. Generally, you are self-employed if you: are the sole proprietor of a trade or business; are a member of a partnership in a trade or business; or otherwise in business for yourself. You are considered an independent contractor if your work is not controlled by an employer.

Do not count any informal work or side jobs in your number of employers, you will be asked to report these jobs later in the survey. Informal work or side jobs includes any one-time or infrequent jobs such as occasional freelance opportunities. Generally, earnings from these jobs are considered "miscellaneous income" for tax purposes.

BB17DEMPNAM (ABBREV)

[If BB17DNUMEMP = 1] What was the name of that employer?

[else] What are the names of the [BB17DNUMEMP] employers you had between [BA COMPLETION DATE] and June 2017?

(Please provide the names of your employers in order, beginning with the first employer you had after completing your bachelor's degree requirements in [BA COMPLETION DATE].)

Employer 1:

Employer 2:

Employer 3:

Employer 4:

Employer 5:

Employer 6:

Employer 7:

Help Text:

Please provide the name(s) of any employer(s) you had between [BA COMPLETION DATE] and June 2017.

Do not report any employers where you have only applied for work or any employer where you have not accepted a paid position.

Your employer name(s) will be used for your reference on questions as you progress through the survey.

BB17DEMPJOBS (ABBREV)

[If BB17DNUMEMP = 1] How many job titles did you have [{"if SELF-EMPLOYED = 1} as a self-employed individual {else} at [BB17DEMPNAM1]] between [BA COMPLETION DATE] and June 2017?

We are interested in all paid jobs, including full-time and part-time jobs, [{"if BB17CPSTGRD = 1} graduate assistantships,] [{"if BB17DPINTRN = 1} paid internships,] and self-employment. [If SELF-EMPLOYED=1]: Employment that is per event or performance should be considered one job. (For example, if you are a musician all events or performances as a musician would be considered one job. If you had more than one self-employed business, please count each business as a separate job title.)

[else] How many job titles did you have at each of your employers? We are interested in all paid jobs, including full-time and part-time jobs, [{"if BB17CPSTGRD = 1} graduate assistantships,] [{"if BB17DPINTRN = 1} paid internships,] and self-employment. [If SELF-EMPLOYED=1]: Employment that is per event or performance should be considered one job. (For example, if you were a musician, all events or performances as a musician would be considered one job. If you had more than one self-employed business, please count each business as a separate job title.)

[{"if BB17DEMPNAM1 ne missing} BB17DEMPNAM1 {else if BB17DNUMEMP > 1} Employer 1] ____ job title(s)

[{"if BB17DEMPNAM2 ne missing} BB17DEMPNAM2 {else} Employer 2] ____ job title(s)

[{"if BB17DEMPNAM3 ne missing} BB17DEMPNAM3 {else} Employer 3] ____ job title(s)

[{"if BB17DEMPNAM4 ne missing} BB17DEMPNAM4 {else} Employer 4] ____ job title(s)

[{"if BB17DEMPNAM5 ne missing} BB17DEMPNAM5 {else} Employer 5] ____ job title(s)

[{"if BB17DEMPNAM6 ne missing} BB17DEMPNAM6 {else} Employer 6] ____ job title(s)

[{"if BB17DEMPNAM7 ne missing} BB17DEMPNAM7 {else} Employer 7] ____ job title(s)

Help Text:

Please provide the number of job titles you have had for each of your employers.

Count all instances of different job titles as separate jobs, even if your primary job duties did not change. For example, if your job title changes from "Accountant I" to "Accountant II" but your primary job duties remain the same, you should report two job titles.

Employment that is per event or performance should be considered one job. For example, if you are a musician, all events or performances as a musician would be considered one job.

BB17DZIPPL01

[If BB17DSLFEEMP1 = 1] [{"if employer_loop > 1} Thanks. Now we'd like to ask you some questions about your self-employment].] Was your primary work location in...

[else if BB17DEMPNAM1 = missing] [{"if employer_loop > 1} Thanks. Now we'd like to ask you some questions about your employment with your next employer.] Did you primarily work for this employer in...

[else] [{"if employer_loop > 1} Thanks. Now we'd like to ask you some questions about your employment with [EMPLOYER NAME].] Did you primarily work for [EMPLOYER NAME] in...

1=[BB17DEMPZIPEX01] ([BB17DEMPCYEX01], [BB17DEMPSTEX01 in words] from iteration 1

2=[BB17DEMPZIP01] ([BB17DEMPCY01], [BB17DEMPST01 in words] from iteration 2

3=[BB17DEMPZIP01] ([BB17DEMPCY01], [BB17DEMPST01 in words] from iteration 3

4=[BB17DEMPZIP01] ([BB17DEMPCY01], [BB17DEMPST01 in words] from iteration 4

5=[BB17DEMPZIP01] ([BB17DEMPCY01], [BB17DEMPST01 in words] from iteration 5

6=[BB17DEMPZIP01] ([BB17DEMPCY01], [BB17DEMPST01 in words] from iteration 6

7=[BB17DEMPZIP01] ([BB17DEMPCY01], [BB17DEMPST01 in words] from iteration 7

99=A different ZIP code

8=I don't have a primary location

Help Text:

If your employer had multiple locations or you traveled regularly, please indicate the location information where you primarily worked.

If you relocated primary locations with this employer, choose the most recent location.

If you primarily worked from home, please indicate the location of your home office.

If you spent equal amounts of time at different offices, please select "I don't have a primary location."

BB17DJBZPEX01

[{"if BB17DNUMEMP = 1 and SELF-EMPLOYED = 1}] What was the ZIP code for the primary location where you worked?

[If BB17DNUMEMP = 1] What was the ZIP code for the primary location where you worked with [EMPLOYER NAME]?

[else if employer iteration = 1 and SELF-EMPLOYED = 1] Next, we'd like to ask a few questions about your self-employment. What was the ZIP code for the primary location where you worked?

[else if employer iteration = 1] Next, we'd like to ask a few questions about your employment with [EMPLOYER NAME].

What was the ZIP code for the primary location where you worked?

[else if SELF-EMPLOYED = 1] [{"if BB17DZIPPL01 = 99 or missing} no words {else} Thanks. Now we'd like to ask you some questions about your self-employment.] What was the ZIP code for the primary location where you worked?

[else] What was the ZIP code for the primary location where you worked with [EMPLOYER NAME]? [All get parenthetical statement]: (If you do not know the ZIP code you can enter the city name. If you are still unable to find your ZIP code, click "ZIP code Not Listed" and hit "Next.")

Check here if the location is not in the United States or a US territory

Employer ZIP code

Employer city:

Employer state:

No primary location for this job

Help Text:

If your employer had multiple locations or you traveled regularly, please provide the 5-digit ZIP code, city and state of the primary location that you worked.

If you relocated primary locations with this employer, enter the ZIP code for the most recent location.

If you primarily worked from home, please indicate the ZIP code of your home office.

If you spent equal amounts of time at different offices, please select "No primary location for this job."

BB17DEMPTYP01

What type of company or organization is [EMPLOYER NAME]? Is it...

1=The school where you are currently enrolled as a student

2=A for-profit company

3=A nonprofit company or organization

4=A local, state, or federal government (including public schools and public universities)

5=The military (including civilian employees of the military)

6=Other

Help Text:

Select the category which best describes this employer.

A for-profit company is one that has the primary purpose of generating a profit. Owners and shareholders can benefit financially from such profits. Examples of for-profit companies include (but are not limited to) most grocery stores, fast food restaurants, and clothing retail companies.

A nonprofit company or organization is an incorporated organization which exists for educational or charitable reasons, and for which its shareholders or trustees (owners) do not benefit financially. Examples of nonprofit organizations include museums, some universities, and agencies helping the disadvantaged.

Local government refers to the agencies governing a city or town.

State government refers to agencies governing one of the 50 U.S. states and Puerto Rico.

Federal government refers to any agency of the United States or a foreign government.

The military refers to the five branches of the US armed services and the National Guard and includes civilian employees working for the armed services.

BB17DINDTX01 (ABBREV)

[If employer_loop = 1] An industry is a way of classifying the primary business activity or service of a company or organization. For example, if you were a nurse working for an elementary school, you would report your employer's industry as education. What is [{"if SELF-EMPLOYED = 1} the primary industry of your self-employment? {else} the primary industry for [EMPLOYER NAME]??]

[else] What is [{"if SELF-EMPLOYED = 1} the primary industry of your self-employment? {else} the primary industry for [EMPLOYER NAME]??] (An industry is a way of classifying the primary business activity or service of a company or organization. For example, if you were a nurse working for an elementary school, you would report your employer's industry as education.)

Help Text:

Enter the name of the industry for this employer.

Consider the type of business or commercial sector of the employer. When considering an industry, keep in mind that industry describes the employer's primary business and may be different from your specific job duties.

BB17D1IND01 (ABBREV)

Would you classify [{"if SELF-EMPLOYED = 1} the primary industry of your self-employment? {else} the primary industry for [EMPLOYER NAME]] as...

1=Education

2=Healthcare

3=Retail sales

4=Government

5=Something else

Help Text:

Please indicate the primary industry for this employer. Consider the type of business or commercial sector of the employer.

BB17DEDIND01

[If SELF-EMPLOYED = 1] Which of the following best describes the education level in which you are self-employed?
[else] Which of the following best describes the education level of [EMPLOYER NAME]?

- 1=Preschool or Pre-K
- 2=K-12 school
- 3=College, university, trade school, other postsecondary institution
- 4=Education support services (non-government)
- 5=Other

Help Text:

Indicate the education level of this employer.

BB17D2IND01 (ABBREV)

[If SELF-EMPLOYED = 1] [{"If BB17D1IND01 ne missing} Thanks. Would you say your primary industry is... {else} Would you say your primary industry is...]

[else] [{"If BB17D1IND01 ne missing} Thanks. Would you say [EMPLOYER NAME]'s primary industry is... {else} Would you say [EMPLOYER NAME]'s primary industry is...]

- 5=Professional, scientific, and technical services
- 6=Food service and accommodations
- 7=Financial and insurance
- 8=Something else

Help Text:

Please indicate the primary industry for this employer. Consider the type of business or commercial sector of the employer.

BB17DNUMPL01

How many employees does [EMPLOYER NAME] have company-wide and not just at your specific location? Would you say...

- 1=1-5 employees
- 2=6-25 employees
- 3=26-50 employees
- 4=51-100 employees
- 5=101-1,000 employees
- 6=More than 1,000 employees

Help Text:

Please indicate the total number of employees for this employer.

Please report all employees for the entire company or organization and not just those in your department or work area. If you are unsure, provide your best guess.

BB17DFNDJB01

How did you hear about your job with [EMPLOYER NAME]?

(Please choose all that apply)

- Friend or family member
- Internship
- Headhunter or recruiter

Online job posting
Colleague or mentor
Faculty member or alumni
Direct inquiry (for example: contacting employer directly)
Already working for [EMPLOYER NAME]
Other

Help Text:

Please indicate all of the options listed that reflect the way(s) in which you heard about this job.
A recruiter works with one or more companies to help fill any positions that are currently open.
A headhunter is an individual who operates as an independent contractor and who is hired by a company to find a suitable candidate to fill a particular position within that company. Headhunters use networking resources like LinkedIn and job fairs to go out and contact potential candidates for the positions they are representing.

BB17DWKMON01 (ABBREV)

Between [BA COMPLETION DATE] and June 2017, in which months were you [{"if SELF-EMPLOYED = 1} self-employed {else} employed with [EMPLOYER NAME]]?

July 2015 – June 2017

Also worked with [EMPLOYER NAME]] prior to [BA COMPLETION DATE]

Help Text:

Please use the calendar(s) to select the months in which you were employed at this employer between [BA COMPLETION DATE] and June 2017. Any month that has been selected will be shaded BLUE. Months that are not selected will remain shaded LIGHT GRAY.
If you would like to select all visible months within a given year, click the "Select all" button. To unselect these months, click the button once again.
If you began your employment with this employer prior to completing your bachelor's degree requirements, please indicate this by checking the box below the calendar.

BB17DJBIN01 (ABBREV)

[If Iteration=1] Was your first job with [EMPLOYER NAME] a paid internship? (If you had multiple jobs with [EMPLOYER NAME], you will be able to report about all jobs you held with [EMPLOYER NAME] between [BA COMPLETION DATE] and June 2017 later.)

[else] Was this other job with [EMPLOYER NAME] a paid internship?

1=Yes

0=No

Help Text:

Indicate if the shown job is or was an internship.
An internship is any formal or informal program that provides on-the-job-experience for beginners in an occupation or profession. Many work in internships in order to learn new skills or to gain job experience.

BB17DOCCEX01 (ABBREV)

[If BB17DPINTRN = 1 and BB17DJBIN01 in (O, missing)]: Now, because this job at [EMPLOYER NAME] was not a paid internship, [{"if usermode = TIO} I'd {else} we'd] like to classify this job using your job title. [{"if usermode = TIO} What was your job title at [EMPLOYER NAME] so I can select the closest match from the options returned? {else} Enter your job title at [EMPLOYER NAME] and select the closest match from the options returned.] (If you are unable to find a close match for your job title, click "Job title not listed" and hit "Next.")

[else if BB17DEMPJOB* = 1 in any valid current employer iteration] [{"if usermode = TIO} I'd {else} we'd] like to classify your job at [EMPLOYER NAME]. [{"if usermode = TIO} What was your job title at [EMPLOYER NAME] so I can select the

closest match from the options returned? {else} Enter your job title at [EMPLOYER NAME] and select the closest match from the options returned.] (If you are unable to find a close match for your job title, click "Job title not listed" and hit "Next.")

[else if job_nested loop iteration = 1] Next, [{if usermode = TIO} I'd {else} we'd] like to classify the job you had when you first started working at [EMPLOYER NAME]. [{if usermode = TIO} What was your first job title at [EMPLOYER NAME] so I can select the closest match from the options returned? {else} Enter your first job title at [EMPLOYER NAME] and select the closest match from the options returned.] (If you are unable to find a close match for your job title, click "Job title not listed" and hit "Next.")

[else] Now, [{if usermode = TIO} I'd {else} we'd] like to classify your next job at [EMPLOYER NAME]. [{if usermode = TIO} What was your next job title at [EMPLOYER NAME] so I can select the closest match from the options returned? {else} Enter your next job title at [EMPLOYER NAME] and select the closest match from the options returned.] (If you are unable to find a close match for your job title, click "Job title not listed" and hit "Next.")

Help Text:

In the text box, enter the job title for your job at the employer referenced in the question, and select the closest match from the options returned.

BB17DLICOND01

Earlier in the survey you indicated having a professional certification or a state or industry license. Was your professional certification or license required by a federal, state, or local government agency for the work you did [{if BB17DSTRNGEX01 = missing}] at your job {else} as a(n) [JOB TITLE]?

1=Yes

0=No

Help Text:

Indicate "Yes" if your professional certification or license was required for the job shown.

A professional certification or license shows you are qualified to perform a specific job and includes things like Licensed Realtor, Certified Medical Assistant, Certified Teacher, or an IT certification.

BB17EJBTP01

[If BB17DSTRNGEX01 = missing] [{if June 2017 = 1 on BB17DWKMON01 for respective employer} Prior to July 2017, what {else} What] type of pre-K through 12th grade teaching position did you have working at your job [{if T_SLFEMP01 = 1} no words {else} with [T_EMPNAM01]]?

[else] [{if June 2017 = 1 on BB17DWKMON01 for respective employer} Prior to July 2017, what {else} What] type of pre-K through 12th grade teaching position did you have working as a(n) [T_JOBNAM01] [{if T_SLFEMP01 = 1} no words {else} with [T_EMPNAM01]]?

1=Regular classroom teacher (full- or part-time)

2=Itinerant teacher

3=Support teacher

4=Teacher's aide

5=Short-term substitute

6=Long-term substitute

7=Student teacher

8=Other teaching position

Help Text:

A regular classroom teacher (full- or part-time) refers to a teacher who is a regular classroom teacher in any grade level from prekindergarten to twelfth grade.

A short-term substitute teacher refers to a certified or non-certified teacher who works as a replacement for a regular teacher when he/she takes a leave of absence for a short-term period of time (up to 12 weeks). He/she may substitute for a regular teacher for as short a period as a day or for a week at a time.

A long-term substitute teacher refers to a certified or non-certified teacher who works as a replacement for a regular teacher when he/she takes a leave of absence for a long-term period of time (more than 12 weeks). This type of substitute teaches in place of the regular teacher for more than 12 weeks consecutively.

A teacher's aide refers to a certified or non-certified assistant who aids the teacher in preparing classroom materials for instruction and may help with grading and special projects. He/she does NOT assume full responsibility for classroom instruction.

A support teacher works largely with other teachers, rather than with students, and often designs or conducts professional development activities for others. Examples of activities include developing curricula, supporting other teachers' use of technology for instruction, analyzing achievement data and helping teachers understand or use those data to improve instruction, or coaching in particular subject areas or instructional methods. Examples of positions include literacy coaches, math coaches, teachers on special assignment with professional development responsibilities, etc.

A student teacher refers to a teacher who is shadowing a teacher and taking on various roles in the classroom. While some teaching may be involved, this type of teacher does not primarily teach students.

An itinerant teacher refers to a teacher who holds one position or assignment, but who teaches in multiple schools.

If you consider yourself to be a teacher at the pre-K-12 level but none of the types of teachers indicated reflects your teaching position, respond "Other teaching position."

BB17EJBSPT01

What was the name of the school where you worked? (Your employer name and your school name may be the same. If you can't find your school, click "School not listed" or "Next.")

1=A public school operated by a school/county district

2=A private Catholic school

3=A private school--other religious affiliation

4=A private school--no religious affiliation

5=A public school operated by state/federal agency (ex: BIA, DOD, prison school)

6=Other (charter school, hospital school)

Help Text:

Only preschools, elementary schools, and secondary schools within the United States and Puerto Rico are included in the database.

Begin by typing your school name into the textbox; a list of schools matching your response will display.

From the results displayed, select the name of the school then click "Next." You will be taken to the next question in the survey.

BB17EJBGR01

[If BB17DSTRNGEX01 = missing] [If June 2017 = 1 on BB17DWKMON01 for respective employer] Prior to July 2017, what {else} What] were the lowest and highest grades that you taught at your job [if SELF-EMPLOYED = 1] no words {else} with [EMPLOYER NAME]]? (If you only taught one grade level, please select the same grade level for both the lowest and highest grades.)

[else] [If June 2017 = 1 on BB17DWKMON01 for respective employer] Prior to July 2017, what {else} What] were the lowest and highest grades that you taught as a(n) [JOB TITLE] [if SELF-EMPLOYED = 1] no words {else} with [EMPLOYER NAME]]? (If you only taught one grade level, please select the same grade level for both the lowest and highest grades.)

Lowest grade level:

Highest grade level:

Teach ungraded students

Help Text:

Indicate the lowest and highest grades taught in the teaching position referenced in the question. If you taught only one grade, indicate the same grade level for both the lowest and highest grade.

Report the lowest grade and highest grade you taught in the teaching position referenced in the question, not the lowest and highest grades taught at the school.

Ungraded students refers to students who are not formally classified by grade level. If you teach or taught both graded and ungraded students in this position, please select the lowest and highest grade levels of the graded students and also indicate that you teach or taught ungraded students in this position.

BB17EJBF01

[If BB17DSTRNGEX01 = missing] [{"If June 2017 = 1 on BB17DWKMON01 for respective employer} Prior to July 2017, what {else} What] subjects had you taught at your job [{"if SELF-EMPLOYED = 1} no words {else} with [EMPLOYER NAME]]?

[else] [{"If June 2017 = 1 on BB17DWKMON01 for respective employer} Prior to July 2017, what {else} What] subjects had you taught as a(n) [JOB TITLE] [{"if SELF-EMPLOYED = 1} no words {else} with [EMPLOYER NAME]]?

(Please choose all that apply)

Early childhood education (pre-K)

Elementary education (general curriculum in elementary or middle grades)

General education in middle or secondary grades

Mathematics or computer science

Natural sciences (for example: biology, chemistry)

Social sciences (for example: social studies, psychology)

Special education

Other subject area not listed

Help Text:

Indicate the subject areas taught in the teaching position referenced in the question. Choose all that apply.

Most middle, junior high, or high school teachers teach specific subjects and, therefore, should indicate the specific subjects they taught prior to July 2017. Use "General education in middle or secondary grades" only to indicate teaching in general education (i.e., teaching a wide variety of subjects to a single group of students during the day) at the middle grades or secondary level.

Only indicate "Other subject area not listed" if you taught in a subject area that does not fit into one of the pre-specified fields.

BB17EFDOT01

[If BB17DSTRNGEX01 = missing] What other subjects had you taught at your job [{"if SELF-EMPLOYED = 1} no words {else} with [EMPLOYER NAME]]?

[else] What other subjects had you taught as a(n) [JOB TITLE] [{"if SELF-EMPLOYED = 1} no words {else} with [EMPLOYER NAME]]?

Arts or music

English as a second language (ESL)

English or language arts

Foreign languages

Health, physical education

Vocational, career, or technical education

Miscellaneous (for example: driver education, humanities or liberal studies, library or information science, military science or ROTC, philosophy, religious studies, theology, or divinity)

[If mode = WEB] Other subject area not reported {else} Any other subject area not reported

Help Text:

Indicate the subject areas taught in the teaching position referenced in the question. Choose all that apply.

Most middle, junior high, or high school teachers teach specific subjects and, therefore, should indicate the specific subjects they teach/taught.

Only indicate "Other subject area not reported" if you teach in a subject area that does not fit into one of the pre-specified fields.

BB17EPRMSB01

[If BB17DSTRNGEX01 = missing] What was the primary subject you taught at your job [if SELF-EMPLOYED = 1] no words [else] with [EMPLOYER NAME] [if June 2017 = 1 on BB17DWKMON01 for respective employer] prior to July 2017 [else] no words]?

[else] What was the primary subject you taught as a(n) [JOB TITLE] [if SELF-EMPLOYED = 1] no words [else] with [EMPLOYER NAME] [if June 2017 = 1 on BB17DWKMON01 for respective employer] prior to July 2017 [else] no words]?

16=Early childhood education

1=Elementary education (general curriculum in elementary or middle grades)

12=General education in middle or secondary grades

8=Mathematics or computer science

9=Natural sciences (for example: biology, chemistry)

10=Social sciences (for example: social studies, psychology)

2=Special education

3=Arts and music

5=English as a second language (ESL)

4=English or language arts

6=Foreign languages

7=Health, physical education

11=Vocational, career, or technical education

13=Miscellaneous (for example: driver education, library or information science, military science or ROTC)

14=Other

15=[If 2 items selected on BB17EJBF01 and/or BB17EFDOT01] Equal split among 2 subjects

[else] Equal split among 2 or more subjects

Help Text:

Please indicate the subject in which you spent the largest percentage of time teaching.

If you spent equal time teaching 2 or more subjects, please select "Equal split among 2 (or more) subjects".

BB17DUPCR01

Did you take junior or senior level courses in [SUBJECT TAUGHT] for your bachelor's degree at [NPSAS INSTITUTION]?

1=Yes

0=No

Help Text:

Please indicate "Yes" if you took junior or senior level courses at [NPSAS INSTITUTION] in the subject area mentioned in the question.

BB17EJBPR01

[If BB17DSTRNGEX01 = missing] Did you feel adequately prepared to teach all of the subjects that you taught [if June 2017 = 1 on BB17DWKMON01 for respective employer] prior to July 2017 [else] no words] at your job [if SELF-EMPLOYED] no words [else] with [EMPLOYER NAME]]?

[else] Did you feel adequately prepared to teach all of the subjects that you taught [if June 2017 = 1 on BB17DWKMON01 for respective employer] prior to July 2017 [else] no words] as a(n) [JOB TITLE] [if SELF-EMPLOYED] no words [else] with [EMPLOYER NAME]]?

1=Yes

0=No

Help Text:

We would like to learn more about teachers' preparation in the subject areas they are responsible for teaching. Indicate "Yes" if you felt adequately prepared to teach all subject areas required for the teaching position referenced in the question.

BB17DSTDAT01 (ABBREV)

Earlier you told us you had [BB17DEMPJOB*] job(s) at [EMPLOYER NAME]. In which month and year did you first begin working [{"if BB17DSTRNGEX01 = missing} at your job {else} as a(n) [JOB TITLE]] with [EMPLOYER NAME]?

Month:

-9=-Select one-

January - December

Year:

-9=-Select one-

2017- Before 2014

Help Text:

Please use the drop-down menus to select the month and year in which you first began working in the specified job at your employer.

If you are not sure of the exact month and year in which you first began working in this position, provide your best guess.

BB17DBENANY01 (ABBREV)

[If BB17DSTRNGEX01 = missing] [{"If June 2017 = 1 on BB17DWKMON01 for respective employer} Prior to July 2017, did {else} Did] you receive any benefits such as health insurance, retirement contributions, or paid vacations at your job [{"if SELF-EMPLOYED = 1} no words {else} with [EMPLOYER NAME]?

[else] [{"If June 2017 = 1 on BB17DWKMON01 for respective employer} Prior to July 2017, did {else} Did] you receive any benefits such as health insurance, retirement contributions, or paid vacations as a(n) [JOB TITLE] [{"if SELF-EMPLOYED = 1} no words {else} with [EMPLOYER NAME]?

1=Yes

0=No

Help Text:

Benefits are a type of non-monetary employee compensation provided in addition to salary.

Examples of benefits are health, vision, or dental insurance, paid vacation or holidays, etc.

BB17DEMPSS01 (ABBREV)

[If BB17DSTRNGEX01 = missing] Not including tips, bonuses, or commissions, how much did you make when you first started working at your job [{"if SELF-EMPLOYED = 1} no words {else} with [EMPLOYER NAME]]? (If you are unsure of the amount, provide your best guess or an average amount.)

[else] Not including tips, bonuses, or commissions, how much did you make when you first started working as a(n) [JOB TITLE] [{"if SELF-EMPLOYED = 1} no words {else} with [EMPLOYER NAME]]? (If you are unsure of the amount, provide your best guess or an average amount.)

\$ _____

1=Per hour

2=Per month

3=Per year

Help Text:

Please indicate your salary when you first started working at this job.

You can chose to provide your salary hourly, monthly, or yearly. The increment in which you provide your salary here is how we will ask it for all questions related to this job.

BB17DEMPSC01 (ABBREV)

[If BB17DEMPSA01 = missing] [{"If June 2017 = 1 on BB17DWKMON01 for respective employer} Prior to July 2017, did {else} Did] your pay change while you worked [{"if BB17DJBTL01 = missing}] at your job {else} as a(n) [JOB TITLE]] [{"if SELF-EMPLOYED = 1} no words {else} with [EMPLOYER NAME]]?

[else] [{"If June 2017 = 1 on BB17DWKMON01 for respective employer} Prior to July 2017, did {else} Did] your pay of \$ [BB17DEMPSA01] [{"if BB17DEMST01 = 1} per hour {else if BB17DEMST = 2} per month {else if BB17DEMST = 3} per year {else} no words] change while you worked [{"if BB17DSTRNGEX01 = missing}] at your job {else} as a(n) [JOB TITLE]] [{"if SELF-EMPLOYED = 1} no words {else} with [EMPLOYER NAME]]?

1=Yes

0=No

Help Text:

Please indicate whether your pay at this job changed between when you first started and June 2017.

Think only about the particular job referenced in the question. If you had a different pay for a different job with this employer, we will ask you about that in other questions in the survey.

BB17DEMPSN01 (ABBREV)

Since you started working as a(n) [{"if SELF-EMPLOYED = 1} self-employed [if [JOB TITLE] =missing: individual/else: [JOB TITLE]] {else} [JOB TITLE] with [EMPLOYER NAME], how many times did your pay change [{"If June 2017 = 1 on BB17DWKMON01 for respective employer} prior to July 2017 {else} no words]?

| time(s)

Help Text:

Please indicate how many times your pay changed between when you first started at this job and June 2017.

Think only about the particular job referenced in the question. If you had a different pay for a different job with this employer, we will ask you about that in other questions in the survey.

BB17DEMPS101 (ABBREV)

[If BB17DEMPSN01 = 1] In this job [{"if SELF-EMPLOYED = 1} as a self-employed [if [JOB TITLE]=missing: individual/else: [JOB TITLE]] {else if JOB TITLE= missing} with [EMPLOYER NAME] {else} [as a(n) [JOB TITLE] with [EMPLOYER NAME], what was your pay change?

[else] In this job [{"if SELF-EMPLOYED = 1} as a self-employed [if [JOB TITLE]=missing: individual/else: [JOB TITLE]] {else if JOB TITLE= missing} with [EMPLOYER NAME] {else} [as a(n) [JOB TITLE] with [EMPLOYER NAME], what was your first pay change?

To:

\$ _____

1=Per hour

2=Per month

3=Per year

Date new pay began:

Month:

-9=-Select one-

January - December

Year:

-9=-Select one-

2017 - Before 2014

Help Text:

Please indicate what your first new pay was at this job and the date that it began.
If you are unsure of either the amount or the date, please provide your best guess.

BB17DEMPS201 (ABBREV)

[If BB17DEMPSN01 = 2] What was your last pay change?

[else] What was your second pay change?

[If BB17DEMST01 = 1] \$[BB17DEMSA101] per hour to: \$_____ per hour

[else if BB17DEMST01 = 2] \$[BB17DEMSA101] per month to: \$_____ per month

[else if BB17DEMST01 = 3] \$[BB17DEMSA101] per year to: \$_____ per year

[else] \$[BB17DEMSA101] to: \$_____

1=Per hour

2=Per month

3=Per year

Date new pay began:

Month:

-9--Select one-

January - December

Year:

-9--Select one-

2017 - Before 2014

Help Text:

Please indicate what your next new pay was at this job and the date that it began.
If you are unsure of either the amount or the date, please provide your best guess.

BB17DEMPS301 (ABBREV)

[If BB17DEMPSN01 = 3] What was your last pay change?

[else] What was your third pay change?

[If BB17DEMST01 = 1] \$[BB17DEMSA201] per hour to: \$_____ per hour

[else if BB17DEMST01 = 2] \$[BB17DEMSA201] per month to: \$_____ per month

[else if BB17DEMST01 = 3] \$[BB17DEMSA201] per year to: \$_____ per year

[else] \$[BB17DEMSA201] to: \$_____

1=Per hour

2=Per month

3=Per year

Date new pay began:

Month:

-9--Select one-

January - December

Year:

-9--Select one-

2017 - Before 2014

Help Text:

Please indicate what your next new pay was at this job and the date that it began.
If you are unsure of either the amount or the date, please provide your best guess.

BB17DEMPS401 (ABBREV)

[If BB17DEMPSN01 = 4] What was your last pay change?

[else] What was your fourth pay change?

[If BB17DEMST01 = 1] \$[BB17DEMSA301] per hour to: \$_____ per hour

[else if BB17DEMST01 = 2] \$[BB17DEMSA301] per month to: \$_____ per month

[else if BB17DEMST01 = 3] \$[BB17DEMSA301] per year to: \$_____ per year

[else] \$[BB17DEMSA301] to: \$_____

1=Per hour

2=Per month

3=Per year

Date new pay began:

Month:

-9=-Select one-

January - December

Year:

-9=-Select one-

2017 - Before 2014

Help Text:

Please indicate what your next new pay was at this job and the date that it began.

If you are unsure of either the amount or the date, please provide your best guess.

BB17DOVTIM01 (ABBREV)

[[If June 2017 = 1 on BB17DWKMON01 for respective employer] Prior to July 2017, did {else} Did] you earn any tips, commission, or bonuses [[if BB17DSTRNGEX01 = missing]] at your job {else} as a(n) [JOB TITLE]] [[if SELF-EMPLOYED = 1] no words {else} with [EMPLOYER NAME]]?

1=Yes

0=No

Help Text:

Indicate whether you received any tips, commission, or bonuses as part of your compensation for your job.

If they were available but not actually received or earned, indicate "No."

BB17DOVAVG01 (ABBREV)

[[If June 2017 = 1 on BB17DWKMON01 for respective employer] Prior to July 2017, how {else} How] much did you make, on average, in tips, commission, or bonuses [[if BB17DSTRNGEX01 = missing]] at your job {else} as a(n) [JOB TITLE]] [[if SELF-EMPLOYED = 1] no words {else} with [EMPLOYER NAME]]?

\$_____

1=Week

2=Month

3=Quarter

4=Year

Help Text:

Indicate the dollar amount you in received in tips, commission, or bonuses as part of your compensation for your job.

Do not include tips, commissions, or bonuses in the total that were available to you, but that you did not actually receive.

BB17DJBSAL01 (ABBREV)

Were you a salaried employee [if BB17DSTRNGEX01 = missing] at your job {else} as a(n) [JOB TITLE] with [EMPLOYER NAME] [if June 2017 = 1 on BB17DWKMON01 for respective employer] prior to July 2017 {else} no words? (A salaried employee's pay does not vary with the number of hours worked.)

1=Yes

0=No

Help Text:

Salaried employees receive the same salary regardless of the amount of hours worked per week.

This is sometimes referred to as an "exempt" position, meaning that the position is exempt from overtime pay. Exempt employees are generally supervisors or professional employees.

BB17DEMPHS01 (ABBREV)

[If BB17DJBSAL01 = 1] How many hours per week were you required to work when you first started [if BB17DJBTLO1 = missing] at your job {else} as a(n) [JOB TITLE] [if SELF-EMPLOYED = 1] no words {else} with [EMPLOYER NAME]? [else] On average, how many hours per week did you work when you first started [if BB17DJBTLO1 = missing] at your job {else} as a(n) [JOB TITLE] [if SELF-EMPLOYED = 1] no words {else} with [EMPLOYER NAME]? If the number of hours you work week to week varied when you first started, provide an average number of hours using your best guess.

_____hour(s) per week

Help Text:

Please indicate the average number of hours you worked per week when you first started this job.

If the number of hours you worked per week fluctuated, please enter the average number of hours you worked.

If you are unsure please provide your best guess.

BB17DEMPHC01 (ABBREV)

[If BB17DJBSAL01 = 1] [if June 2017 = 1 on BB17DWKMON01 for respective employer] Prior to July 2017, did {else} Did the number of hours you were required to work per week ([BB17DEMPHS01] hours) change while you worked [if BB17DSTRNGEX01 = missing] at your job {else} as a(n) [JOB TITLE] [if SELF-EMPLOYED = 1] no words {else} with [EMPLOYER NAME]?

[else] [if June 2017 = 1 on BB17DWKMON01 for respective employer] Prior to July 2017, did {else} Did the average number of hours worked per week ([BB17DEMPHS01] hours) change while you worked [if BB17DSTRNGEX01 = missing] at your job {else} as a(n) [JOB TITLE] [if SELF-EMPLOYED = 1] no words {else} with [EMPLOYER NAME]?

1=Yes

0=No

Help Text:

Please indicate whether the average number of hours you worked changed between when you first started this job and June 2017.

If the number of hours you worked per week fluctuated, please only indicate "Yes" only when the average number of hours you typically worked in a week changed.

For example, if you typically worked 20-25 hours per week for several weeks and then began working 35-40 hours per week, this would be a change in the average number of hours you worked per week.

BB17DEMPHN01 (ABBREV)

[if June 2017 = 1 on BB17DWKMON01 for respective employer] Prior to July 2017, how {else} How many times did the average number of hours you [if BB17DJBSAL01 = 1] were required to work {else} worked per week change while you worked [if BB17DSTRNGEX01 = missing] at your job {else} as a(n) [JOB TITLE] [if SELF-EMPLOYED = 1] no words {else} with [EMPLOYER NAME]?

| time(s)

Help Text:

Please indicate how many times the average number of hours you worked changed between when you first started this job and June 2017.

If the number of hours you worked per week fluctuated, please only indicate the number of times that the average number of hours you typically worked in a week changed.

For example, if you typically worked 20-25 hours per week for several weeks and then began working 35-40 hours per week, this would be a change in the average number of hours you worked per week.

BB17DEMPH101 (ABBREV)

[If BB17DEMPHN01 = 1] What was the change to the average number of hours you [{"if BB17DJBSAL01 = 1"} were required to work {else} worked] per week?

[else] What was the first change to the average number of hours you [{"if BB17DJBSAL01 = 1"} were required to work {else} worked] per week?

From: [BB17DEMPHS01] hours per week

To: ____ hours per week

Date new hours began:

Month:

-9=-Select one-

January - December

Year:

-9=-Select one-

2017 - Before 2014

Help Text:

Please indicate what the first change to your average number of hours worked was, and the date that it began.

If you are unsure of either the number of hours or the date, please provide your best guess.

BB17DEMPH201 (ABBREV)

[If BB17DEMPHN01 = 2] What was the last change to the average number of hours you [{"if BB17DJBSAL01 = 1"} were required to work {else} worked] per week?

[else] What was the second change to the average number of hours you [{"if BB17DJBSAL01 = 1"} were required to work {else} worked] per week?

From: [BB17DEMHA101] hours per week

To: ____ hours per week

Date new hours began:

Month:

-9=-Select one-

January - December

Year:

-9=-Select one-

2017 - Before 2014

Help Text:

Please indicate what the next change to your average number of hours worked is and the date that it began.

If you are unsure of either the number of hours or the date, please provide your best guess.

BB17DEMPH301 (ABBREV)

[If BB17DEMPHN01 = 3] What was the last change to the average number of hours you [{"if BB17DJBSAL01 = 1} were required to work {else} worked] per week?

[else] What was the third change to the average number of hours you [{"if BB17DJBSAL01 = 1} were required to work {else} worked] per week?

From: [BB17DEMHA201] hours per week

To: ____ hours per week

Date new hours began:

Month:

-9--Select one-

January - December

Year:

-9--Select one-

2017 - Before 2014

Help Text:

Please indicate what the next change to your average number of hours worked is and the date that it began. If you are unsure of either the number of hours or the date, please provide your best guess.

BB17DEMPH401 (ABBREV)

[If BB17DEMPHN01 = 4] What was the last change to the average number of hours you [{"if BB17DJBSAL01 = 1} were required to work {else} worked] per week?

[else] What was the fourth change to the average number of hours you [{"if BB17DJBSAL01 = 1} were required to work {else} worked] per week?

From: [BB17DEMHA301] hours per week

To: ____ hours per week

Date new hours began:

Month:

-9--Select one-

January - December

Year:

-9--Select one-

2017 - Before 2014

Help Text:

Please indicate what the next change to your average number of hours worked is and the date that it began. If you are unsure of either the number of hours or the date, please provide your best guess.

BB17DWHY01

Why did you work fewer than 30 hours per week [{"if BB17DJBTLEX01 = missing}] at your job {else} as a(n) [JOB TITLE] [{"if SELF-EMPLOYED = 1} no words {else} with [EMPLOYER NAME]]?

(Please choose all that apply)

Working while attending school

Family responsibilities

Full-time job not available

Held more than one job

Did not need or want to work more hours

Other

Help Text:

Indicate the reason(s) why you were working less than 30 hours a week. Check all options that apply.
If the available options are not applicable to your specific situation, then select "Other."

BB17DPREFT01

Would you have preferred to work more than [HOURS WORKED FOR EMPLOYER] hours per week [{"if BB17DJBTL01 = missing}] at your job {else} as a(n) [JOB TITLE]] [{"if SELF-EMPLOYED = 1} no words {else} with [EMPLOYER NAME]]?

1=Yes

0=No

Help Text:

Indicate whether you would have preferred to work more hours.

BB17DJBBA01

[If SELF-EMPLOYED = 1] Was a bachelor's degree required for you to be working as a [if JOB TITLE=missing: self-employed individual/Else: a self-employed [JOB TITLE]]?

[else if BB17DJBTL01 = missing] Was a bachelor's degree required by [EMPLOYER NAME] for you to be hired in this job?

[else] Was a bachelor's degree required by [EMPLOYER NAME] for you to be hired as a(n) [JOB TITLE]?

1=Yes

0=No

Help Text:

Indicate "Yes" if a bachelor's degree was required in order to be hired at this job.

Select "No" if a bachelor's degree was only preferred, but not required.

BB17DNSF19B01

Would you say the skills required [{"if BB17DJBTL01 = missing} for your job {else} for your job as a(n) [JOB TITLE]] were closely related, somewhat related, or not related to the skills you obtained in your bachelor's degree program at [NPSAS INSTITUTION]?

1=Closely related

2=Somewhat related

0=Not related

Help Text:

Indicate whether this job is related to your bachelor's degree major or field of study at [NPSAS INSTITUTION].

Consider whether the duties of this job required you to use the skills you learned while pursuing your bachelor's degree.

BB17DJBREL01

[{"if June 2017 = 1 on BB17DWKMON01 for respective employer} Prior to July 2017, was {else} Was] the work you did [{"if BB17DJBTL01 = missing}] at your job {else} as a(n) [JOB TITLE]] [{"if SELF-EMPLOYED = 1} no words {else} with [EMPLOYER NAME]] related to your undergraduate [INTERNSHIP/CO-OPERATIVE EXPERIENCE/PRACTICUM]?

1=Yes

0=No

Help Text:

Earlier in the survey you indicated having an undergraduate internship, practicum, or co-operative experience.

Indicate if your work in the job shown was related to your internship, practicum, or co-operative experience.

BB17DCURL01

Did you consider your job [{"if BB17DJBTL01 = missing}] no words {else} as a(n) [JOB TITLE]] [{"if SELF-EMPLOYED = 1} no words {else} with [EMPLOYER NAME]] to be part of a career you were pursuing?

1=Yes

0=No

Help Text:

Please indicate whether you consider this job to be a part of your ultimate career goal.

You should consider this job to be a part of your career even if it is the first of many jobs you plan to hold in the occupational field or the first of many years you plan to spend working in the occupational field.

BB17DCURJOB01

In which of the following ways would you describe your job [{"if BB17DJBTLO1 = missing}] no words {else} as a(n) [JOB TITLE]], since it was not part of your career?

(Please choose all that apply)

Working to obtain job experience

Working to receive benefits

Working to pay loans or bills (for example: best job available)

Working to earn money for future education

[If USERMODE = WEB] Other description

[else] Any other description

Help Text:

Please indicate each way in which you would describe this job since you did not consider it part of a career in a particular occupational field that you were pursuing. Check all descriptions that apply to this job.

Please select "Any other description" if none of the other reasons describe your situation.

BB17DJSAT01

[If TIO mode]: In each of the following aspects of your job [{"if SELF-EMPLOYED = 1} as a self-employed [if [JOB TITLE]=missing: individual/else: [JOB TITLE]] {else if JOB TITLE= missing} in this job with [EMPLOYER NAME] {else} [as a(n) [JOB TITLE] with [EMPLOYER NAME], were you dissatisfied, neither dissatisfied nor satisfied, or satisfied with...

[else] Indicate your level of satisfaction with each of the following areas of your job [{"if SELF-EMPLOYED = 1} as a self-employed [if [JOB TITLE]=missing: individual/else: [JOB TITLE]] {else if JOB TITLE= missing} in this job with [EMPLOYER NAME] {else} [as a(n) [JOB TITLE] with [EMPLOYER NAME].

Compensation (wages, bonuses, and tips)

Benefits

Job security

Ability to balance work and personal life

1=Dissatisfied

2=Neither dissatisfied nor satisfied

3=Satisfied

Help Text:

Indicate your level of satisfaction with each aspect of the job referenced in the question.

BB17DSIDEJB

[If BB17DNUMEMP > 0] Not including the work you have already reported, between [BA COMPLETION DATE] and June 2017 did you do any informal work or side jobs for pay that did not have a formal contract? Examples could include babysitting, dog walking, yard care, tutoring, etc.

[else] Between [BA COMPLETION DATE] and June 2017 did you do any informal work or side jobs for pay that did not have a formal contract? Examples could include babysitting, dog walking, yard care, tutoring, etc.

1=Yes

0=No

Help Text:

Answer "Yes" if you have held any informal work or side jobs between [BA COMPLETION DATE] and June 2017.

Informal or side jobs--sometimes referred to as "gigs"--are single projects or tasks for which a worker is hired, often through a digital marketplace, to work on demand.

Include any instances of earning income through a digital marketplace or peer-to-peer transaction (e.g. offering travel services with your own vehicle, hosting individuals in your home, etc.) and any informal side jobs like babysitting, dog walking, yard care, tutoring, etc.

BB17DSIDEPAY

Between [BA COMPLETION DATE] and June 2017, about how much money, in total, did you make from your informal work or side jobs?

\$_____.00

Help Text:

Only report the total income you received through informal work or side jobs between [BA COMPLETION DATE] and June 2017.

Informal or side jobs--sometimes referred to as "gigs"--are single projects or tasks for which a worker is hired, often through a digital marketplace, to work on demand.

Include any instances of earning income through a digital marketplace or peer-to-peer transaction (e.g. offering travel services with your own vehicle, hosting individuals in your home, etc.) and any informal side jobs like babysitting, dog walking, yard care, tutoring, etc.

BB17DNWINTRO

Now we would like to ask you about what you did during periods between [BA COMPLETION DATE] and June 2017 where you were not working for pay and not enrolled in any school.

Help Text:

This is an introductory screen. Please select "Next" to continue.

BB17DNW01

Between [START DATE - END DATE], when you were both not working and not enrolled in school, were you... (Please choose all that apply)

Working in an unpaid internship

Looking for work

Taking a break from work

Not working due to personal health issues (for example: disabled)

Caring for children

Caring for other family members

Something else

Always either working and/or enrolled in school after completing bachelor's degree requirements in [BA COMPLETION DATE]

Help Text:

Indicate what you were doing during the time period referenced in the question in which you were neither working nor enrolled in school. You may select all options that are applicable to your situation.

If the available options are not applicable to your specific situation, then select "Something else."

BB17DWRKS

When you were last enrolled as a student and also working, would you say you were primarily...

- 1=A student working to meet expenses, or
- 2=An employee who decided to enroll in school

Help Text:

An example of a student who works to meet expenses would be someone who is enrolled full-time, but also holds a part-time job to earn additional money.

An example of an employee who also attends school is someone who considers his/her primary focus to be employment but is attending school in order to further his/her career.

BB17DOTHOUT

The next section will focus on any job search experiences you may have had at any point between completing your bachelor's degree requirements in [BA COMPLETION DATE] and June 2017.

Help Text:

This is an introductory screen. Please select "Next" to continue.

BB17DEVERLK

Between [BA COMPLETION DATE] and June 2017, did you ever actively look for employment, including looking for a different or additional job?

(Actively looking for work means you were engaged in activities such as submitting resumes and cover letters, scheduling telephone and in-person interviews, etc.)

1=Yes

0=No

Help Text:

Indicate whether you have ever looked for a job, including looking for a different or additional job, between [BA COMPLETION DATE] and June 2017.

BB17DLKWRK

Between [BA COMPLETION DATE] and June 2017, which months did you actively look for employment, including looking for a different or additional job?

July 2015- June 2017

Never looked for a job

Help Text:

Indicate the months during which you were actively looking for work between graduating from [NPSAS INSTITUTION] in [BA COMPLETION DATE] and June 2017.

Actively looking for work means you were engaged in activities such as submitting resumes and cover letters, scheduling telephone and in-person interviews, etc.

If you were employed but looking for a different or additional job, please include the months you were looking for a different or additional job.

BB17DACTLKWK

What did you do to look for a job?

(Please choose all that apply)

Talked to friends or family members

Completed an internship

Used an employment agency

Searched online job postings

Talked with coworkers or mentors

Talked with faculty members or alumni
Other

Help Text:

Please indicate all of the ways in which you have looked for employment.

An internship is any formal or informal program that provides on-the-job-experience for beginners in an occupation or profession.

An employment agency specializes in providing human resource assistance to existing businesses, including matching companies with temporary workers and finding employees for long-term job placement for an outside workplace.

Searching online job postings can be either from job search websites (for example Monster.com) or searching directly on employer websites.

BB17DEMPOTH

According to the information that you provided, you were not working for pay at any point between [BA COMPLETION DATE] and June 2017.

During this time, were you...

Traveling (trip longer than two weeks)?

Volunteering or participating in an unpaid internship?

A full-time homemaker?

Unable to work because of a disability?

Temporarily laid off, on leave, or waiting to report to work for other reasons?

Enrolled in school?

1=Yes

0=No

Help Text:

Indicate "Yes" if any of these options describe your situation between [BA COMPLETION DATE] and June 2017.

If you were laid off from your job but were waiting to return, were on strike, or on any type of leave from your job, please indicate "Yes" to "Temporarily laid off, on leave, or waiting to report to work for other reasons."

If you had an injury or have a disability that prevented you from working please indicate "Yes" to "Unable to work because of a disability" even if you did not collect a disability payment.

BB17DIMPBEN

Think about the factors that are important to you when choosing a job. Using a scale from 1 to 4 where 1 is "not at all important" and 4 is "very important," please indicate the importance of each of the following factors.

Wages and bonuses

Promotion opportunities

Work that is directly related to your field of study

Making your own decisions about how to get your work done

Employer-provided benefits (for example: retirement, health insurance)

Commute (for example: time, hassle)

1=1 (Not at all important)

2=2 (Somewhat important)

3=3 (Important)

4=4 (Very important)

Help Text:

Indicate how important each benefit would be to you if you were choosing a job today.

BB17EINTRO

[If PRE-K - 12TH GRADE TEACHER SINCE BA = 1] The next set of questions focuses on your experiences as a pre-K through 12th grade teacher.

[else] One of the goals of this study is to learn about recent college graduates' interest in the teaching profession-- even among graduates who did not major in an education field. The next set of questions asks about your level of interest in becoming a pre-kindergarten (pre-K) through 12th grade teacher.

Help Text:

This is an introductory screen. Please select "Next" to continue.

BB17EEVRTCH

Have you ever worked as a regular classroom teacher, itinerant teacher, support teacher, teacher's aide, substitute teacher, or student teacher at the pre-K through 12th grade level?

0=No

1=Yes, currently work as a pre-K through 12th grade teacher, substitute, or aide

2=Yes, formerly worked as a pre-K through 12th grade teacher, substitute, or aide

Help Text:

Below are examples of teaching positions for which you would answer "Yes."

A regular, full- or part-time, pre-K, elementary, or secondary school teacher is a regular classroom teacher in any grade level from pre-kindergarten to twelfth grade.

An itinerant teacher holds one position or assignment, but teaches in multiple schools.

A support teacher works largely with other teachers, rather than with students, and often designs or conducts professional development activities for others. Examples include literacy coaches, math coaches, teachers on special assignment with professional development responsibilities, etc.

A teacher's aide is a certified or non-certified assistant who helps the teacher prepare classroom instruction materials and grade assignments, but does NOT assume full responsibility for classroom instruction.

A short-term substitute teacher is a certified or non-certified teacher who works as a replacement for a regular teacher when he/she takes a leave of absence for a short-term period of time (less than two weeks).

A long-term substitute teacher is a certified or non-certified teacher who works as a replacement for a regular teacher when he/she takes a leave of absence for a long-term period of time (more than twelve weeks).

A student teacher is a college student who shadows a teacher and takes on various roles in the classroom, but does not primarily teach students.

BB17EPREPAR

Have you done anything to prepare for a teaching career at the pre-K through 12th grade level? (Please only include formal preparations, such as taking courses to complete an education degree, taking a certification exam, or completing a student teaching assignment.)

1=Yes

0=No

-1=Don't know

Help Text:

Answer "Yes" if you have done anything to prepare for a career in teaching at the pre-kindergarten through 12th grade level.

This preparation includes but is not limited to:

- 1) Taking courses to complete an education degree or certification program
- 2) Taking a national or state-level certification exam
- 3) Completing a student teaching or teacher practicum assignment

Please only include formal preparations (for example, classes, tests, internships) and do not include informal preparations (for example, research).

BB17ECONSID

Have you ever considered a career in teaching at the pre-K through 12th grade level?

1=Yes

0=No

-1=Don't know

Help Text:

If you ever considered entering the teaching profession at the pre-kindergarten through 12th grade level at any point in your career, answer "Yes."

If you have never considered entering the teaching profession at the pre-kindergarten through 12th grade level, answer "No."

BB17ETCHAPP

Between [BA COMPLETION DATE] and June 2017, did you apply for a pre-K through 12th grade teaching position?

1=Yes

0=No

Help Text:

Answer "Yes" if you applied for a teaching position, including any type of substitute teacher, teacher's aide, student teaching, or other classroom teaching position, at the pre-kindergarten through 12th grade level between completing your bachelor's degree requirements at [NPSAS INSTITUTION] in [BA COMPLETION DATE] and June 2017.

BB17EOFFER

Did you receive any offers for teaching positions at the pre-K through 12th grade level?

1=Yes

0=No

Help Text:

Indicate "Yes" if you received any formal job offers for teaching positions at the pre-K through 12th grade level, even if you did not accept any offers.

Indicate "No" if you have not received any formal job offers at the pre-K through 12th grade level.

BB17EHOWPREP

Which of the following steps have you taken to prepare to teach at the pre-K through 12th grade level?

Prepared at a college or university that provides certification

Online-only certification program

Alternative entry program such as Teach for America or Troops to Teachers

Completed a student teaching assignment

None of these

Help Text:

A college or university teacher education program is a formal, campus-based program designed for individuals who seek to qualify for a state teacher certification.

An online-only certification program is similar to a college or university teacher education program, except the majority or all of the content is delivered online. These programs typically have no face-to-face meetings.

Alternative teacher education programs, also called non-traditional teacher education programs, include programs such as Teach For America (TFA) and Troops to Teachers (TTT). These programs typically include teacher training and certification, along with a teaching placement.

A student teaching assignment is a component of a teacher education program and involves the close observation and participation in teaching responsibilities of a school classroom.

BB17ESTTCLG

How long did your student teaching last?

1=4 weeks or less

2=5-7 weeks

3=8-11 weeks

4=12 weeks or more

Help Text:

Indicate which interval best describes the length of time of your student teaching assignment.

A student teaching assignment is a component of a teacher education program and involves the close observation and participation in teaching responsibilities of a school classroom.

If you are unsure of the exact time, please provide your best guess.

BB17ECURCRT

Are you currently certified, in any state, to teach at the pre-K through 12th grade level?

1=Yes

0=No

Help Text:

To be considered currently certified, you must hold a valid license or certificate at the present time. Please indicate whether you are currently certified to teach at the pre-K through 12th grade level.

If you currently hold an emergency certificate or waiver, answer "Yes." An emergency certificate or waiver refers to a certificate issued by states or districts to candidates who have bachelor's degrees but little or no professional/teacher education. These are often issued when districts have shortages of certified teachers.

BB17ECRTFLD

In what subject area(s) are you currently certified to teach?

(Please choose all that apply)

Early childhood education (pre-K)

Elementary education (general curriculum in elementary or middle grades)

General education in middle or secondary grades

Mathematics or computer science

Natural sciences (for example: biology, chemistry)

Social sciences (for example: social studies, psychology)

Special education

Other subject area not listed

Help Text:

Indicate the fields in which you are certified to teach. Choose all that apply.

A license or certificate for a particular field is issued when a teacher has successfully completed a list of requirements which may include, but is not limited to, successful completion of coursework, exams, and/or a certain number of teaching hours (student teaching).

Most middle, junior high, or high school teachers teach specific subjects and, therefore, should indicate the specific subjects in which they are certified. Use "General education in middle or secondary grades" only to indicate certification

in general education (i.e., being certified to teach a wide variety of subjects to a single group of students during the day) at the middle grades or secondary level.

Only indicate "Other subject area not listed" if your field does not fit into one of the pre-specified fields.

BB17ECRTOTH

In what other subject area(s) are you currently certified to teach?

Arts or music

English as a second language (ESL)

English or language arts

Foreign languages

Health, physical education

Vocational, career, or technical education

Miscellaneous (for example: driver education, humanities or liberal studies, library or information science, military science or ROTC, philosophy, religious studies, theology, or divinity)

[If mode = WEB] Other subject area not reported {else} Any other subject area not reported

Help Text:

Indicate the fields in which you are certified to teach. Choose all that apply.

A license or certificate for a particular field is issued when a teacher has successfully completed a list of requirements which may include, but is not limited to, successful completion of coursework, exams, and/or a certain number of teaching hours (student teaching).

Most middle, junior high, or high school teachers teach specific subjects and, therefore, should indicate the specific subjects in which they are certified. Only indicate "Other subject area not reported" if your field does not fit into one of the pre-specified fields.

BB17ETCHGRT

Have you heard of the TEACH Grant Program?

1=Yes

0=No

Help Text:

Through the College Cost Reduction and Access Act of 2007, Congress created the Teacher Education Assistance for College and Higher Education (TEACH) Grant Program that provides grants of up to \$4,000 per year to students who intend to teach in a public or private elementary or secondary school that serves students from low-income families. To learn more about the Federal TEACH Grant, visit this website after you complete the survey:

<http://studentaid.ed.gov/>

BB17ELNFRGV

Are you aware of loan forgiveness programs which allow you to cancel all or part of your student loans in return for service to the community through teaching?

1=Yes

0=No

Help Text:

Loan forgiveness programs are offered to certain public service employees, such as those teaching in low-income areas. After the required number of years of service, any remaining loan balance may be forgiven if certain eligibility requirements are met.

BB17ELNINCT

Did knowing about a teacher loan forgiveness program influence you to become a teacher?

1=Yes

0=No

Help Text:

If knowing about a teacher loan forgiveness program influenced you in any way to prepare to become a teacher (even if you are not currently a teacher) indicate "Yes"

Also, indicate "Yes" if you are part of a teacher fellowship program where any education loan amount is forgiven after a certain number of years of teaching service.

BB17ELNPRT

Have you participated, or are you applying to participate, in a loan forgiveness program for teachers?

1=Yes

0=No

Help Text:

Indicate "Yes" if you have participated, are applying to participate, or are establishing eligibility to participate in a state or federal loan forgiveness program specifically for teachers. For example, individuals who teach in certain elementary and secondary schools that serve low-income families and meet other qualifications, such as teaching for a certain amount of time, may be eligible to have part or all of their education loans forgiven.

Also, indicate "Yes" if you are part of a teacher fellowship programs where any education loan amount is forgiven after a certain number of years of teaching service.

Indicate "No" if you have not participated in a teacher loan forgiveness program. Also respond "No" if you are participating in another type of student loan forgiveness program, but not in a loan forgiveness program specifically for teachers.

BB17ETHNKINFL

Before you began teaching, how did each of the following influence your decision to pursue a teaching career?

Financial compensation of teachers

Prestige of teaching occupation

Working with kids

Opportunity to contribute to society as a teacher

Teacher accountability for student achievement

Possibilities for career advancement in teaching

1=Negative influence

2=No influence

3=Positive influence

Help Text:

Factors that positively influenced your thinking about teaching are things that made you more interested in teaching as a career.

Factors that negatively influenced your thinking about teaching are things that discouraged you from pursuing a career in teaching.

BB17EFTCHIND

In your first teaching job after completing your bachelor's degree, did you participate in a formal teacher induction program in which you were assigned a mentor teacher who provided guidance to you in your job?

1=Yes

0=No

Help Text:

Induction programs are comprehensive initiations or introductions to a position that provide inexperienced teachers who have undergone traditional training programs with models and tools for beginning their teaching careers and guidance aimed at helping them meet performance standards. Induction may include mentoring, assistance in planning, professional development and evaluation.

BB17EFTCHPRE

In your first teaching job after completing your bachelor's degree, did you feel adequately prepared to...

Handle a range of classroom management or discipline situations?

Use a variety of instructional methods?

Teach your subject matter?

1=Yes

0=No

Help Text:

Indicate whether you felt adequately prepared in each area listed in your first teaching job.

BB17EFTCHHLP

In your first teaching job after completing your bachelor's degree, did you receive help from your school or school district to...

Discipline students?

Select and implement appropriate instructional methods and curriculum?

Work with parents and the community?

1=Yes

0=No

Help Text:

Indicate whether your school or school district helped you with each of these aspects of teaching in your first teaching job.

BB17ECURTCH

Are you still employed as a pre-K through 12th grade teacher? (If you are on a break but plan to return to teaching when school is back in session, please answer "Yes.")

1=Yes

0=No

Help Text:

If you are currently teaching at the pre-K through 12th grade level or plan to continue teaching when schools starts again, indicate "Yes." If you are not currently teaching because you are no longer employed as a pre-K through 12th grade teacher, indicate "No."

BB17ELEFT

When were you last employed as a pre-K through 12th grade teacher?

Month:

-9=-Select one-

January - December

Year:

-9=-Select one-

1980 - 2018

Help Text:

Select the last month and year in which you were still employed as a pre-K through 12th grade teacher.

BB17ETCHLEV

Did you leave teaching for any of the following reasons?

(Please choose all that apply)

Involuntarily transferred

Salary and/or benefits were inadequate

Personal life reasons (for example: health reasons, to care for child(ren), change in residence)

Dissatisfied with workplace conditions (for example: grade level or subject area, facilities)

Dissatisfied with teaching as a career or wanted to pursue another career

Returned to school

Laid off

{If mode=web} Other reason(s) {else} Any other reason(s)

Help Text:

Please indicate all the reasons why you left teaching.

BB17FINTRO

In this last section, [if TIO: I/else: we] have several questions that will help us understand the experiences of individuals from different backgrounds.

Help Text:

This is an introductory screen. Please select "Next" to continue.

BB17FDOB

In what month and year were you born?

Month:

-9--Select one-

January - December

Year:

-9--Select one-

2000 - 1920

Help Text:

Please indicate the month and year that you were born.

BB17FUSBORN

Were you born in the United States (including Puerto Rico or another U.S. territory)?

1=Yes

0=No

Help Text:

United States territories and outlying areas include American Samoa, the Federated States of Micronesia, Guam, Midway Islands, Northern Mariana Islands, Puerto Rico, and the U.S. Virgin Islands. If you were born in any of these, indicate "Yes."

If you were born on a U.S. military base outside of the U.S., indicate "Yes."

BB17FORIGIN

In what country were you born?

(Enter your country and select from the resulting options. If you can't find your country, click "Country Not Listed" and hit "Next.")

Country Name

Country Code

Help Text:

Please indicate the country in which you were born.

To enter your country, begin by typing in the country name. A list of countries matching your entry will be displayed.

From the responses displayed, select the country that most closely matches your entry and click "Next." You will then be taken to the next question in the survey.

If you can't find your country from among the responses returned, click "Country not listed" or "Next."

BB17FCITZN

Are you a U.S. citizen?

1=Yes

2=No - Resident alien, permanent resident, or other eligible non-citizen; hold a temporary resident's card or other eligible non-citizen temporary resident's card

3=No - Student visa, in the country on an F1 or F2 visa, or on a J1 or J2 exchange visitor visa

4=No - None of the above

Help Text:

Indicate your citizenship status.

If you are a U.S. citizen or U.S. national, indicate "Yes."

If you are a U.S. permanent resident with an Alien Registration Receipt Card (I-151 or I-551), or an eligible noncitizen with an Arrival-Departure Record (I-94), or an eligible noncitizen with a Temporary Resident Card (I-688), indicate "No - Resident alien."

If you are in the U.S. under any of the following, indicate "No - Student visa, in the country on an F1 or F2 visa, or on a J1 or J2 exchange visitor visa."

F1 visa - an alien having residence in a foreign country which he/she has no intention of abandoning, who is a bona fide student qualified to pursue a full course of study and who seeks to enter the United States temporarily and solely for the purpose of pursuing such a course of study at an educational institution in the United States.

F2 visa - For a spouse and/or dependent children of a student with an F1 visa to enter the U.S.

J1 visa - an alien having residence in a foreign country which he/she has no intention of abandoning who is a bona fide student, scholar, trainee, teacher, professor, research assistant, specialist, or leader in a field of specialized knowledge or skill, or other person of similar description, who is coming temporarily to the United States as a participant in a program for the purpose of teaching, instructing or lecturing, studying, observing, conducting research, consulting, demonstrating special skills, or receiving training.

J2 visa - For a spouse and/or dependent children of a person with a J1 visa to enter the U.S.

If none of these options apply to you, please select "No - None of the above."

BB17FENGL

Is English your native language?

1=Yes

0=No

Help Text:

If you consider English to be your first or native language, indicate "Yes," otherwise, indicate "No."

BB17FNATIVE

What language do you consider to be your native language?

(Please choose your native language from the dropdown list below.)

-9=-Please select-

1=American Sign Language or other sign language

2=Arabic

3=Bengali

4=Chinese

5=French or Canadian French

6=German

8=Greek (modern)

10=Hebrew (modern)

11=Hindi

12=Italian

13=Japanese

14=Javanese

15=Korean

16=Latin

17=Malay

18=Marathi

19=Portuguese

20=Punjabi

21=Russian

22=Spanish

23=Swahili

24=Tamil

25=Telugu

26=Turkish

27=Urdu

28=Vietnamese

99=Other

Help Text:

Please indicate the non-English language that you consider to be your native language.

If your language is not listed in the dropdown menu, please select "Other."

BB17FOTLANG

Do you know any other language(s)?

1=Yes

0=No

Help Text:

Please indicate if you know a language other than English.

BB17FLANGS

Which second language do you know best?

(Choose the second language you know best from the dropdown list below. If you consider yourself to have more than one second language, choose one of these languages.)

-9=-Please select-

1=American Sign Language or other sign language

2=Arabic

- 3=Bengali
 - 4=Chinese
 - 5=French or Canadian French
 - 6=German
 - 7=Greek (ancient)
 - 8=Greek (modern)
 - 9=Hebrew (Biblical)
 - 10=Hebrew (modern)
 - 11=Hindi
 - 12=Italian
 - 13=Japanese
 - 14=Javanese
 - 15=Korean
 - 16=Latin
 - 17=Malay
 - 18=Marathi
 - 19=Portuguese
 - 20=Punjabi
 - 21=Russian
 - 22=Spanish
 - 23=Swahili
 - 24=Tamil
 - 25=Telugu
 - 26=Turkish
 - 27=Urdu
 - 28=Vietnamese
 - 99=Other
- Do not have a second best language

Help Text:

Please indicate the second language you know best from the dropdown list below.
If you consider yourself to have more than one second language, please choose just one of these languages.
If your language is not listed in the dropdown menu, please select "Other."

BB17FLNGCAR

[If BB17FENGL = 0] Have you used [{{BB17FNATIVE in missing, 99} your other (non-English) language {else} [BB17FNATIVE]] in any jobs you've held since completing your bachelor's degree?
[else if BB17FOTLANG = 1] Have you used [{{BB17FLANGS in missing, 99} your other (non-English) language {else} [BB17FLANGS]] in any jobs you've held since completing your bachelor's degree?
[else] Have you used your other (non-English) language in any jobs you've held since completing your bachelor's degree?
1=Yes
0=No

Help Text:

Please indicate whether or not you have used your other (non-English) language in any jobs since completing your bachelor's degree.
By "use" we mean interactions that are written or spoken, casual or formal.

BB17FSEX

These next few questions will help us better understand the experiences of people of all sexual orientations and gender identities.

What sex were you assigned at birth (what the doctor put on your birth certificate)?

1=Male

2=Female

Help Text:

Indicate the sex that you were assigned at birth, that is, what the doctor put on your original birth certificate.

BB17FGENDER

What is your gender?

Your gender is how you feel inside and can be the same or different from your biological or birth sex.

1=Male

2=Female

3=Transgender, male-to-female

4=Transgender, female-to-male

5=Genderqueer or gender nonconforming

[If selected] Please describe: _____

6=A different gender identity

[If selected] Please describe: _____

7=Questioning or unsure

[If selected] Please describe: _____

Help Text:

Gender includes gender identity and gender expression. Gender identity means one's inner sense of one's own gender, which may or may not match the sex assigned at birth. Different people choose to express their gender identity differently. For some, gender may be expressed through, for example, dress, grooming, mannerisms, speech patterns, and social interactions. Gender expression usually ranges between masculine and feminine, and some transgender people express their gender consistent with how they identify internally, rather than in accordance with the sex they were assigned at birth.

Transgender: When a person's birth sex and gender do not match, they might think of themselves as transgender.

Gender queer and gender nonconforming: These are terms used to identify people whose gender may not conform to the sex they were assigned at birth. Often these terms may be used by people who identify their gender as something other than "male" or "female." Their gender may fall somewhere between male and female, or may fall outside the traditional male/female gender distinctions.

If you are presented with a *Please describe* textbox, please define how you would self-describe your gender if the selected response option is not an exact match with how you identify your gender. Text responses will not be released. The data are being collected to better inform relevant response options in future surveys.

BB17FLGBTQ

Do you think of yourself as...

1=Lesbian or gay, that is, homosexual

2=Straight, that is, heterosexual

3=Bisexual

4=Another sexual orientation

[If selected] Please describe: _____

5=Questioning or unsure

[If selected] Please describe: _____

Help Text:

Sexual orientation is someone's emotional or physical attraction to the same and/or opposite sex.

If you are presented with a *Please describe* textbox, please define how you would self-describe your sexual orientation if the selected response option is not an exact match with how you identify your sexual orientation. Text responses will not be released. The data are being collected to better inform relevant response options in future surveys.

BB17FAWARE

Of the following groups of people, how many of these people are aware of your sexual orientation (meaning they are aware of whether you consider yourself straight, gay, etc.)?

Members of your immediate family (e.g., parents and siblings)

People you socialize with (e.g., friends and acquaintances)

People you work with (e.g., supervisors and coworkers)

1=Most

2=Some

0=None

Help Text:

Awareness of your sexual orientation can mean voluntary or involuntary disclosure of your sexual orientation to others.

Voluntary disclosure could mean that individuals are aware of your sexual orientation through observation (e.g., knowing who you date), and discussion (e.g., bringing it up in conversation); and involuntary disclosure could mean someone other than you sharing information about your orientation to others without your consent.

BB17FMILIT

Are you a veteran of the U.S. Armed Forces, or are you currently serving in the Armed Forces either on active duty, in the reserves, or in the National Guard?

(Please choose all that apply)

1=Veteran

2=Active duty

3=Reserves

4=National Guard

5=None of the above

Help Text:

Indicate whether you are a veteran of the U.S. Armed Forces, are currently serving in the Armed Forces on active duty, or are in the Reserves.

The Armed Forces include the Army, Navy, Air Force, Marine Corps, and the Coast Guard.

A veteran is someone who has served in the U.S. Armed Forces in the past.

Active duty means full-time employment in the uniformed service as an officer or enlisted person. Civilian employees of the military are not included.

In this question, Reserves refers to part-time employment in the Army Reserve, Navy Reserve, Marine Corps Reserve, Air Force Reserve, or Coast Guard Reserve. These reserve components are administered and trained by the corresponding service branch.

In this question, National Guard refers to part-time employment in the Army National Guard or Air National Guard.

National Guard personnel operate under a state governor, except when called into federal service.

BB17FVTNEL

Did you vote in the November 2016 presidential election?

1=Yes

0=No

Help Text:

Indicate whether you voted in the last presidential election, either by going to a polling station or by absentee ballot.

BB17FEVRVT

Have you ever voted in a national, state, or local election?

1=Yes

0=No

Help Text:

Please indicate if you have ever voted in a national, state, or local election.

Examples of national elections are presidential elections and primary elections.

Examples of state elections are votes for amendments to the state constitution and elections for governor.

Examples of local elections are ballots for your town budgets, school boards, and elections for mayor.

BB17FCOMSRV

Not including paid community service, court-ordered service, or charitable donations, have you performed any community service or volunteer work in the last 12 months?

1=Yes

0=No

Help Text:

Indicate whether you participated in any community service or volunteer activities in the past year.

Please exclude court-ordered service and donations (such as blood, money, or other items such as clothing).

Community service and volunteer work only include activities for which you were not paid.

BB17FVLHRS

About how many hours did you volunteer during the last year?

_____ hour(s)

1=Per year

2=Per month

3=Per week

One time event

Help Text:

Indicate the average number of hours that you volunteered during the last 12 months. Please include the hours for all volunteer activities in which you participated.

For example, if you volunteer at a hospital a couple of times a month and you volunteer at a dog shelter once a month, enter the average number of hours you volunteered at both organizations in the box given and select the appropriate time frame below.

If you participated in a one-time special event or project (such as a Habitat for Humanity house-building), leave the text box blank and select "One-time event."

BB17FDEPS

Do you [{"If BB17AMARR = 2} or your spouse {"If BB17AMARR = 6 or BB17AFINSP = 1} or your partner] have any dependent children? (Dependent children need not live with you. Include any children for whom you [{"If BB17AMARR = 2} or your spouse {"If BB17AMARR = 6 or BB17AFINSP = 1} or your partner] provide 50% or more of their financial support.)

1=Yes

0=No

Help Text:

Dependent children do not have to live with you, but have to receive 50% or more of their financial support from you or your spouse or partner.

BB17FDEP2

[If BB17AMARR=2] How many dependent children do you or your spouse support financially?

[else if BB17AMARR = 6 or BB17AFINSP = 1] How many dependent children do you or your partner support financially?

[else] How many dependent children do you support financially?

_____ dependent(s)

Help Text:

Please indicate the number of children who receive 50% or more of their financial support from you or your spouse or partner.

BB17FDEPDOB

[If BB17FDEP2 = 1] In what month and year was your dependent child born?

[else] In what month and year were your dependent children born?

Month:

-9--Select one-

January - December

Year:

-9--Select one-

2018 - Before 1985

Help Text:

Knowing about family responsibilities can be important in understanding a person's education and employment history. Please provide the dates of birth for any dependent children you have.

BB17FDEPDAT

[If BB17FDEP2 = 1] We would like to know when your child became financially dependent upon you. If he or she became dependent upon you at a time other than his or her birth (through adoption, foster care, etc.) please indicate the month and year he or she became your dependent.

[else] For each dependent child, we would like to know when he or she became financially dependent upon you. If he or she became dependent upon you at a time other than his or her birth (through adoption, foster care, etc.) please indicate the month and year he or she became your dependent.

Month:

-9--Select one-

January - December

Year:

-9--Select one-

2018 - Before 1985

Help Text:

Please indicate when your dependent child(ren) became financially dependent upon you.

If he or she became financially dependent on the same date as their birth, please check the box "Same as date of birth."

If their date of financial dependency differs from their date of birth, please select that date from the month and year options provided.

BB17FDAYCAR

[If BB17FDEPS2 = 1] Is your dependent child in childcare that you [if BB17AMARR = 2] or your spouse [else if BB17AMARR = 6 or BB17AFINSP = 1] or your partner] pay for?

[else] Are any of your dependent children in childcare that you [if BB17AMARR = 2] or your spouse {else if BB17AMARR = 6 or BB17AFINSP = 1} or your partner] pay for?

1=Yes

0=No

Help Text:

Indicate whether your dependent child or children are in daycare.

If your child or children are watched by another parent, spouse or partner, family member, or friend, and you don't pay for care, indicate "No."

BB17FDAYAMT

How much (on average) do you [if BB17AMARR = 2] or your spouse {else if BB17AMARR = 6 or BB17AFINSP = 1} or your partner] pay each month for childcare?

\$_____.00 per month

Help Text:

Indicate the amount of your monthly childcare costs for all dependents. Do not add healthcare costs for your dependents in the total amount. Only indicate the amount of your childcare costs (e.g., daycare, after-school programs, etc.).

Please provide the amount paid by you or your spouse or partner only. Do not include payments made by anyone else on your behalf.

BB17FDAYDAT

In what month and year did you begin paying the childcare amount [if BB17FDAYAMT > 0] of \$[BB17FDAYAMT] per month]?

Month:

-9=-Select one-

January - December

Year:

-9=-Select one-

2018 - Before 1980

Help Text:

Indicate the month and year you began paying your childcare cost(s) for all dependents.

If you are not sure of the date, provide your best guess.

BB17FDAYPRV

[If BA COMPLETION DATE = MONTH BEFORE CURRENT CHILDCARE PAYMENT BEGAN] Did you pay for childcare in [MONTH BEFORE CURRENT CHILDCARE PAYMENT BEGAN]? (if BB17AMARR in (2 6) or BB17AFINSP = 1) If someone other than your [if BB17AMARR=2] spouse [if BB17AMARR = 6 or BB17AFINSP = 1] partner] paid for childcare on your behalf, please answer, "No.")

[else] Were you paying for childcare between [BA COMPLETION DATE] and [MONTH BEFORE CURRENT CHILDCARE PAYMENT BEGAN]? (if BB17AMARR in (2 6) or BB17AFINSP = 1) If someone other than your [if BB17AMARR=2] spouse [if BB17AMARR = 6 or BB17AFINSP = 1] partner] paid for childcare on your behalf, please answer, "No.")

1=Yes

0=No

Help Text:

Indicate whether you were paying for childcare cost(s) for any dependents between [BA COMPLETION DATE] and the date shown.

BB17FDAYMOS

What months between [BA COMPLETION DATE] and [MONTH BEFORE CURRENT CHILDCARE PAYMENT BEGAN] were you paying for childcare?

July 2015 - May 2018

Help Text:

Please select the months between [BA COMPLETION DATE] and the date listed in which you were paying for childcare.

BB17FDAYAMT2

[If all months selected on BB17FDAYMOS between BA COMPLETION DATE and MONTH BEFORE CURRENT CHILDCARE PAYMENT BEGAN] What was your average monthly childcare cost(s) between [BA COMPLETION DATE] and [MONTH BEFORE CURRENT CHILDCARE PAYMENT BEGAN]? (If you do not know the exact amount, please provide your best guess.)

[else] For the months that you paid for childcare between [BA COMPLETION DATE] and [MONTH BEFORE CURRENT CHILDCARE PAYMENT BEGAN], what was your average monthly cost? (If you do not know the exact amount, please provide your best guess.)

\$_____.00 per month

Don't know

Help Text:

Indicate how much, on average, you paid each month for childcare cost(s) for all dependents between [BA COMPLETION DATE] and the shown date.

BB17FOTHER

Do you [{"If BB17AMARR = 2} or your spouse {"If BB17AMARR = 6 or BB17AFINSP = 1} or your partner] have any other dependents that you support financially? (Dependents need not live with you [{"If BB17AMARR = 2} or your spouse {"If BB17AMARR = 6 or BB17AFINSP = 1} or your partner]. They may include siblings, parents, other relatives, or other individuals for whom you [{"If BB17AMARR = 2} or your spouse {"If BB17AMARR = 6 or BB17AFINSP = 1} or your partner] provide 50% or more of their financial support or are considered to be the primary caregiver.)

1=Yes

0=No

Help Text:

If you or your spouse or partner provide more than 50% of the financial support for another individual, other than a spouse or partner or a child, please answer "Yes."

Other dependents can include parents, siblings, other relatives, or other unrelated individuals. They do not have to be living with you.

BB17FOTDEP

In what month and year did you begin providing financial support or become the primary caregiver to your other dependent(s)?

Month:

-9=-Select one-

January - December

Year:

-9=-Select one-

2018 - Before 1990

Help Text:

Knowing about family responsibilities can be important in understanding a person's education and employment history. Please provide the date in which other dependents became dependent upon you, either because you provide financial support or because you are the primary caregiver to those individuals.

BB17FHOUSE

[If BB17AMARR=2] Do you own a home or pay rent? (If someone other than your spouse makes housing payments on your behalf, please answer "None of the above.")

[If BB17AMARR = 6 or BB17AFINSP = 1] Do you own a home or pay rent? (If someone other than your partner makes housing payments on your behalf, please answer "None of the above.")

[else] Do you own a home or pay rent? (If someone makes housing payments on your behalf, please answer "None of the above.")

(Please choose all that apply)

Pay mortgage

Pay rent

Own home(s) outright

None of the above

Help Text:

If you rent your home from another person or organization, please select "Pay rent."

If you purchased your home, but are still making mortgage payments, please select "Pay mortgage."

If you purchased your home, and have finished paying all of the payments, please select "Own home(s) outright."

If someone other than you and/or a spouse or partner pays your mortgage or your rent on your behalf, select "None of the above."

BB17FMTGAMT

[If BB17FMORTG = 1 and BB17FRENT = 1] How much (on average) is your total monthly housing payment (including both rent and mortgage payments)? (Please indicate only the amount that you ([if BB17AMARR = 2] or your spouse [else if BB17AMARR = 6 or BB17AFINSP = 1] or your partner) are responsible for paying. If someone else pays your total monthly housing payment on your behalf, please indicate "0.")

[else if BB17FMORTG = 1] How much (on average) is your total monthly mortgage payment? (Please indicate only the amount that you ([if BB17AMARR = 2] or your spouse [else if BB17AMARR = 6 or BB17AFINSP = 1] or your partner) are responsible for paying. If someone else pays your total monthly mortgage payment on your behalf, please indicate "0.")

[else if BB17FRENT = 1] How much (on average) is your total monthly rent payment? (Please indicate only the amount that you ([if BB17AMARR = 2] or your spouse [else if BB17AMARR = 6 or BB17AFINSP = 1] or your partner) are responsible for paying. If someone else pays your total monthly rent payment on your behalf, please indicate "0.")

[else] How much (on average) is your total monthly rent or mortgage payment? (Please indicate only the amount that you ([if BB17AMARR = 2] or your spouse [else if BB17AMARR = 6 or BB17AFINSP = 1] or your partner) are responsible for paying. If you do not have a monthly housing payment or someone else pays your monthly housing payment on your behalf, please indicate "0.")

\$_____.00 per month

Don't know

Help Text:

Indicate the amount of your total monthly mortgage and/or rent payment(s). Expenses directly related to your monthly housing payments, such as multiple mortgage payments, construction loans, and homeowner's association fees, etc., should be included in this amount. Do not include amounts for household expenses such as utilities.

Indicate only the amount paid by you or a spouse or partner. Do not include payments made by anyone else on your behalf.

If you have no mortgage payment (for example, mortgage is paid off) enter "0." If you work in exchange for housing, enter "0."

Enter "0" if someone else, other than your spouse or your partner, pays your rent and/or mortgage entirely.

BB17FHOMDAT

[If BB17FMORTG = 1] In what month and year did you begin paying {{if BB17FMTGAMT > 0} \$BB17FMTGAMT per month {else} the mortgage] for your current residence?

[else] In what month and year did you begin paying {{if BB17FMTGAMT > 0} \$BB17FMTGAMT per month {else} the rent] for your current residence?

Month:

-9=-Select one-

January - December

Year:

-9=-Select one-

2018 - Before 1980

Help Text:

Indicate the month and year you began paying your mortgage or rent payment at your current residence. If you are not sure of the date, provide your best guess.

BB17FHOMPRV

[If BA COMPLETION DATE = MONTH BEFORE CURRENT MORTGAGE/RENT PAYMENT BEGAN] Did you have a rent or mortgage payment in [MONTH BEFORE CURRENT MORTGAGE/RENT PAYMENT BEGAN]? (If BB17AMARR in (2 6) or BB17AFINSP = 1} If someone other than your {{if BB17AMARR=2} spouse {if BB17AMARR = 6 or BB17AFINSP = 1} partner] made housing payments on your behalf, please answer, "No.")

[else] Were you paying a rent or mortgage between [BA COMPLETION DATE] and [MONTH BEFORE CURRENT MORTGAGE/RENT PAYMENT BEGAN]? (If BB17AMARR in (2 6) or BB17AFINSP = 1} If someone other than your {{if BB17AMARR=2} spouse {if BB17AMARR = 6 or BB17AFINSP = 1} partner] made housing payments on your behalf, please answer, "No.")

1=Yes

0=No

Help Text:

Indicate whether you were paying a mortgage or rent between [BA COMPLETION DATE] and the date shown. If you are not sure of the date, provide your best guess.

BB17FHOMEMOS

What months between [BA COMPLETION DATE] and [MONTH BEFORE CURRENT MORTGAGE/RENT PAYMENT BEGAN] were you paying a rent or mortgage?

July 2015 - May 2018

Help Text:

Please select the months between [BA COMPLETION DATE] and the date listed in which you were making a rent or mortgage payment.

BB17FHOMAMT

[If BA COMPLETION DATE = MONTH BEFORE CURRENT MORTGAGE/RENT PAYMENT BEGAN] How much was your rent or mortgage payment in [MONTH BEFORE CURRENT MORTGAGE/RENT PAYMENT BEGAN]? (If you do not know the exact amount, please provide your best guess.)

[else if all months selected on BB17FHOMEMOS between BA COMPLETION DATE and MONTH BEFORE CURRENT MORTGAGE/RENT PAYMENT BEGAN] What was your average monthly rent or mortgage payment between [BA COMPLETION DATE] and [MONTH BEFORE CURRENT MORTGAGE/RENT PAYMENT BEGAN]? (If you do not know the

exact amount, please provide your best guess.)

[else] For the months that you had a rent or mortgage payment between [BA COMPLETION DATE] and [MONTH BEFORE CURRENT MORTGAGE/RENT PAYMENT BEGAN], what was your average monthly payment? (If you do not know the exact amount, please provide your best guess.)

\$_____.00 per month

Don't know

Help Text:

Indicate, on average, how much you paid for your rent or mortgage between [BA COMPLETION DATE] and the date shown.

If you are unsure of the exact amount, please provide your best guess.

Expenses directly related to your monthly housing payments, such as multiple mortgage payments, construction loans, and homeowner's association fees, etc., should be included in this amount. Do not include amounts for household expenses such as utilities.

Indicate only the amount paid by you or a spouse or partner. Do not include payments made by anyone else on your behalf.

If you had no mortgage payment (for example, mortgage was paid off) enter "0." If you worked in exchange for housing, enter "0."

Enter "0" if someone else, other than your spouse or your partner, paid your rent and/or mortgage entirely.

BB17FHOMVAL

What is the approximate current value of your home(s)? (If you do not know the exact amount, please provide your best guess.)

\$_____.00

Help Text:

Please provide your best estimate of the current value of your primary residence regardless of the amount that you may owe. If you both own a home and pay rent, please answer about the home that you own.

BB17FHOMOWE

About how much do you ([if BB17AMARR = 2] or your spouse [else if BB17AMARR = 6 or BB17AFINSP = 1] or your partner) owe on the mortgage(s) for your home(s)?

(If you owe nothing for your mortgage(s), please enter "0".)

\$_____.00

Help Text:

Please indicate how much you and your spouse or partner (if applicable) currently owe on the mortgage of your primary residence. If you are unsure, please provide your best estimate.

BB17FCARLOAN

Do you [{if BB17AMARR = 2} or your spouse {if BB17AMARR = 6 or BB17AFINSP = 1} or your partner] make loan or lease payments for a vehicle (car, truck, motorcycle, or other vehicle)? (If someone makes vehicle loan or lease payments on [{if BB17AMARR = 2} behalf of you or your spouse {if BB17AMARR = 6 or BB17AFINSP = 1} behalf of you or your partner {else} your behalf], please answer, "No.")

1=Yes

0=No

Help Text:

Please indicate whether you (and your spouse/partner if applicable) make vehicle loan or lease payments. Vehicles can include cars, trucks, and motorcycles.

BB17FCARAMT

What is the total amount you [If BB17AMARR = 2] or your spouse [If BB17AMARR = 6 or BB17AFINSP = 1] or your partner] pay each month for your vehicle loan(s) or lease(s)?

\$_____.00 per month

Help Text:

Indicate the amount of your monthly loan or lease payment(s) for all vehicles (car, truck, motorcycle, etc.) owned by you. Do not add your car insurance payment to the loan or lease amount. Only indicate the amount of your loan or lease payment.

Please provide the amount paid by you or your spouse or partner only. Do not include payments made by anyone else on your behalf.

BB17FCARDAT

In what month and year did you begin paying your vehicle payment [If BB17FCARAMT > 0] of \$BB17FCARAMT per month]?

Month:

-9--Select one-

January - December

Year:

-9--Select one-

2018 - Before 1980

Help Text:

Indicate the month and year you began paying your monthly loan or lease payment(s) for all vehicles (car, truck, motorcycle, etc.) owned by you.

If you are not sure of the date, provide your best guess.

BB17FCARPRV

[If BA COMPLETION DATE = MONTH BEFORE CURRENT VEHICLE PAYMENT BEGAN] Did you have a vehicle payment in [MONTH BEFORE CURRENT VEHICLE PAYMENT BEGAN]? (If BB17AMARR in (2 6) or BB17AFINSP = 1) If someone other than your [If BB17AMARR=2] spouse [If BB17AMARR = 6 or BB17AFINSP = 1] partner] made vehicle payments on your behalf, please answer, "No.")

[else] Were you paying a vehicle payment between [BA COMPLETION DATE] and [MONTH BEFORE CURRENT VEHICLE PAYMENT BEGAN]? (If BB17AMARR in (2 6) or BB17AFINSP = 1) If someone other than your [If BB17AMARR=2] spouse [If BB17AMARR = 6 or BB17AFINSP = 1] partner] made vehicle payments on your behalf, please answer, "No.")

1=Yes

0=No

Help Text:

Indicate whether you were making any loan or lease payment(s) for vehicles (car, truck, motorcycle, etc.) owned by you between [BA COMPLETION DATE] and the date shown.

BB17FCARMOS

What months between [BA COMPLETION DATE] and [MONTH BEFORE CURRENT VEHICLE PAYMENT BEGAN] were you making a vehicle payment?

July 2015 - May 2018

Help Text:

Please select the months between [BA COMPLETION DATE] and the date listed in which you were making a vehicle payment.

BB17FCARAMT2

[If BA COMPLETION DATE = MONTH BEFORE CURRENT VEHICLE PAYMENT BEGAN] How much was your vehicle payment in [MONTH BEFORE CURRENT VEHICLE PAYMENT BEGAN]? (If you do not know the exact amount, please provide your best guess.)

[else if all months selected on BB17FCARMOS between BA COMPLETION DATE and MONTH BEFORE CURRENT VEHICLE PAYMENT BEGAN] What was your average monthly vehicle payment between [BA COMPLETION DATE] and [MONTH BEFORE CURRENT VEHICLE PAYMENT BEGAN]? (If you do not know the exact amount, please provide your best guess.)

[else] For the months that you had a vehicle payment between [BA COMPLETION DATE] and [MONTH BEFORE CURRENT VEHICLE PAYMENT BEGAN], what was your average monthly payment? (If you do not know the exact amount, please provide your best guess.)

\$_____.00 per month

Don't know

Help Text:

Indicate how much, on average, you paid each month for your loan or lease payment(s) for vehicles (car, truck, motorcycle, etc.) owned by you between [BA COMPLETION DATE] and the date shown.

BB17FNUMCRD

Excluding debit or ATM cards, how many credit cards do you have in your own name that are billed to you?

_____ card(s)

Help Text:

Credit cards allow cardholders to carry debt from month to month. Examples of credit cards to include in your answer are VISA, MasterCard, Discover, American Express, retail store credit cards, gas cards, etc.

Do not include:

Cards that have your name on them but the account has been issued to a parent, spouse, or other relative, or the bill is paid by someone else.

Debit cards or ATM (Automatic Teller Machine) cards. Debit cards are tied directly to a checking or savings account so that the amount charged is taken directly out of the account.

Company cards that are billed directly to a department within a business or organization.

If you are unsure, provide your best guess.

BB17FCARYBAL

Do you usually pay off your credit card balance each month, or carry the balance over from month to month?

1=Pay off balance

2=Carry balance

Help Text:

An amount carried over, or balance, on your credit card(s) means that there is an amount owed on your credit card(s) that is not usually paid off in full each month.

BB17FCRDBAL

[If BB17FNUMCRD = 1] What was the balance on your credit card according to your last statement?

[else] What was the total balance on all your credit cards according to your last statements?

\$_____.00

Help Text:

Estimate the total amount that you owe from your most recent statement(s) -- or current outstanding balance -- on all credit cards in your name.

Credit cards allow cardholders to carry debt from month to month. Examples of credit cards to include in your answer are VISA, MasterCard, Discover, American Express, retail store credit cards, gas cards, etc.

If you are unsure of the amount, provide your best guess.

Do not include the amount for: cards that have your name on them but the account has been issued to a parent, spouse, or other relative, or the bill is paid by someone else.

BB17FRETIR

Do you have a(n)...

Employer-based retirement savings account (for example, 401k, 403b, pension)

Non-employer based retirement savings account (for example, IRA)

1=Yes

0=No

-1=Don't know

Help Text:

Please indicate whether you have an employer-based and/or non-employer based retirement savings account.

An employer-based retirement savings account may include a 401(k), 403(b), or pension.

A 401(k) is a qualified plan established by employers to which eligible employees may make salary deferral (salary reduction) contributions on a post-tax and/or pretax basis. Employers offering a 401(k) plan may make matching or non-elective contributions to the plan on behalf of eligible employees and may also add a profit-sharing feature to the plan.

A 403(b) is a retirement plan for certain employees of public schools, tax-exempt organizations and certain ministers.

The features of a 403(b) plan are very similar to those of a 401(k) plan.

A pension is a retirement plan provided by an employer that provides the employee with an income when they are no longer earning a regular income from their employment. U.S. government Social Security is not considered a pension.

A non-employer-based retirement savings account may include an IRA.

An IRA is an individual retirement account (IRA) that allows individuals to direct pretax income, up to specific annual limits, toward investments that can grow tax-deferred (no capital gains or dividend income is taxed). Contributions to the traditional IRA may be tax-deductible depending on the taxpayer's income, tax-filing status and other factors. There are several variations of an IRA, including: the Roth IRA, Simple IRA and SEP IRA.

BB17FAMTRET

Not counting any contributions made on your behalf, in the past 12 months did you contribute to your...

Employer-based retirement savings account (for example, 401k, 403b, pension)

Non-employer based retirement savings account (for example, IRA)

1=Yes

0=No

-1=Don't know

Help Text:

Please indicate whether you have contributed to each of your retirement savings accounts in the past 12 months. Please only answer "Yes" if you have contributed your money into the account.

Do not include money contributed into the account solely from your employer.

BB17FFIN2000

How confident are you that you could come up with \$2,000, from any available source, if an unexpected need arose within the next month? Could you...

1=Certainly could come up with the \$2,000

2=Probably come up with the \$2,000

3=Probably not come up with the \$2,000

4=Certainly not come up with the \$2,000

Help Text:

If you are unsure of the answer, please provide your best guess.

BB17FDONATE

Since [BA COMPLETION DATE], have you made any monetary donations to [NPSAS INSTITUTION]?

(Please do not include any tuition, payments, or fees paid to [NPSAS INSTITUTION].)

1=Yes

0=No

Help Text:

Only include monetary donations made to [NPSAS INSTITUTION] after [BA COMPLETION DATE]. Examples of monetary donations can include monetary gifts to support [NPSAS INSTITUTION]'s endowment or athletics department.

Do not include any money given to [NPSAS INSTITUTION] to pay fines, fees, or graduation expenses.

Do not include purchases such as athletic tickets or collegiate memorabilia.

BB17FINCOM

[If BB17AMARR in (2, 6) or BB17AFINSP = 1] Not including your [(If BB17AMARR = 2] spouse's {else if BB17AMARR = 6 or BB17AFINSP = 1} partner's] income, what was your income for calendar year 2016 prior to taxes and deductions?

(Calendar year 2016 includes January 1, 2016 through December 31, 2016. Include all income you paid taxes on, including work, investment income, or alimony. Do not include any grants or loans you may have used to pay for school, or any money given to you by your family.)

[else] What was your income for calendar year 2016, prior to taxes and deductions? (Calendar year 2016 includes January 1, 2016 through December 31, 2016. Include all income you paid taxes on, including work, investment income, or alimony. Do not include any grants or loans you may have used to pay for school, or any money given to you by your family.)

\$ INCOME

Help Text:

Knowing about financial assets and obligations is important in understanding the benefits and outcomes for college graduates.

Estimate your gross income for calendar year 2016 (January 2016-December 2016).

Gross income is the full amount earned before taxes, Social Security, and other deductions. If you are unsure, provide your best estimate.

Please include earned income from assistantships, work-study, trust funds, or a similar source. Do not include money from scholarships, grants or loans, or any money given to you by your family.

BB17FINEST

[If BB17AMARR = 2 or 6 or BB17AFINSP = 1] Excluding your [(If BB17AMARR = 2] spouse's [else if BB17AMARR = 6 or BB17AFINSP = 1] partner's) income, please indicate the range that best estimates your income from all sources (including income from work, investments, alimony, etc.), prior to taxes and deductions, for calendar year 2016 (January 1, 2016 through December 31, 2016).

[else] Please indicate the range that best estimates your income from all sources (including income from work, investments, alimony, etc.) prior to taxes and deductions for calendar year 2016 (January 1, 2016 through December 31, 2016).

12=No income

1=Less than \$20,000

2=\$20,000-\$29,999

- 3=\$30,000-\$39,999
- 4=\$40,000-\$49,999
- 5=\$50,000-\$59,999
- 6=\$60,000-\$69,999
- 7=\$70,000-\$79,999
- 8=\$80,000-\$89,999
- 9=\$90,000-\$99,999
- 10=\$100,000-\$149,999
- 11=\$150,000 or more
- 1=Don't know

Help Text:

Knowing about financial assets and obligations is important in understanding the benefits and outcomes for college graduates.

Using the ranges provided, estimate your gross income for calendar year 2016 (January 2016-December 2016).

Gross income is the full amount earned before taxes, Social Security, and other deductions. If you are unsure, provide your best estimate.

Please include earned income from assistantships, work-study, trust funds, or a similar source. Do not include money from scholarships, grants or loans, or any money given to you by your family.

BB17FSPEMP

Did your ([if BB17AMARR = 2] spouse [else if BB17AMARR = 6 or BB17AFINSP = 1] partner) work for pay in calendar year 2016 (January 1, 2016 through December 31, 2016)?

1=Yes

0=No

Help Text:

If your spouse or partner was employed for pay at any time from January 2016 to December 2016, please select "Yes." If not, please select "No."

BB17FINCSP

What was your ([if BB17AMARR = 2] spouse's [else if BB17AMARR = 6 or BB17AFINSP = 1] partner's) income for calendar year 2016, prior to taxes and deductions? (Calendar year 2016 includes January 1, 2016 through December 31, 2016.

Include all income your ([if BB17AMARR = 2] spouse [else if BB17AMARR = 6 or BB17AFINSP = 1] partner) paid taxes on, including work, investment income, or alimony. Do not include any grants or loans your ([if BB17AMARR = 2] spouse [else if BB17AMARR = 6 or BB17AFINSP = 1] partner) may have used to pay for school, or any money given to your ([if BB17AMARR = 2] spouse [else if BB17AMARR = 6 or BB17AFINSP = 1] partner) by family.)

\$ INCOME

Check here if you were not living with your [If BB17AMARR = 6 or BB17AFINSP = 1] partner {else} spouse] in 2016.

Help Text:

Knowing about financial assets and obligations is important in understanding the benefits and outcomes for college graduates.

Estimate your spouse or partner's gross income for calendar year 2016 (January 2016-December 2016).

Gross income is the full amount earned before taxes, Social Security, and other deductions. If you are unsure, provide your best estimate.

BB17FINSRA

Please indicate the range that best estimates your ([if BB17AMARR = 2] spouse's [else if BB17AMARR = 6 or BB17AFINSP = 1] partner's) income from all sources (including income from work, investments, alimony, etc.), prior to taxes and deductions, in calendar year 2016 (January 1, 2016 through December 31, 2016).

12=No income

1=Less than \$20,000

2=\$20,000-\$29,999

3=\$30,000-\$39,999

4=\$40,000-\$49,999

5=\$50,000-\$59,999

6=\$60,000-\$69,999

7=\$70,000-\$79,999

8=\$80,000-\$89,999

9=\$90,000-\$99,999

10=\$100,000-\$149,999

11=\$150,000 or more

-1=Don't know

Help Text:

It is important to this study to learn about the general socioeconomic background of persons who are enrolled in higher education. Using the ranges provided, estimate your spouse or partner's gross income for calendar year 2016 (January 2016-December 2016).

Gross income is the full amount earned before taxes, Social Security, and other deductions. If you are unsure, please use the ranges given to provide your best estimate.

BB17FSPLV

[If BB17AMARR = 6 or BB17AFINSP = 1] What is the highest level of education that your partner has completed?
[else] What is the highest level of education that your spouse has completed?

1=Did not complete high school

2=High school diploma or equivalent

3=Vocational or technical training

4=Less than 2 years of college

5=Associate's degree

6=2 or more years of college but no degree

7=Bachelor's degree

8=Graduate degree (Master's, Ph.D., Ed.D., or professional degree such as dentistry, law, medicine, pharmacy, divinity/theology)

Help Text:

Indicate your spouse's or partner's highest level of education.

If your spouse or partner did not finish high school or a high school equivalency program, select "Did not complete high school."

If your spouse or partner did finish high school or a high school equivalency program, but completed no further education, select "High school diploma or equivalent."

Vocational or technical training includes training for a specific career in a trade or technical field that may include earning a certificate/diploma designed to equip a person with the skills needed for direct entry to employment.

Examples include administrative support, computer programming, and medical records.

If your spouse or partner has attended college without receiving specific vocational or technical training or a degree of any kind, select "Less than two years of college" or "Two or more years of college but no degree," depending on the length of time he or she spent in college.

An associate's degree normally requires at least 2, but less than 4 years, of full-time equivalent college work.

A bachelor's degree is awarded by a 4-year college or university and usually requires at least 4 years of full-time, college-level work.

A graduate degree includes any degrees earned beyond a bachelor's degree, such as a master's, Ph.D., Ed.D., or a professional degree (dentistry, law, medicine, pharmacy, divinity/theology, etc.).

BB17FSPCOL

Did your [{if BB17AMARR = 2} spouse {else if BB17AMARR = 6 or BB17AFINSP = 1} partner] attend college or graduate school during the 2016-17 school year? (Answer yes if she or he attended at any time between July 1, 2016 and June 30, 2017.)

0=No

1=Yes, full time

2=Yes, part time

Help Text:

Indicate whether your spouse or partner was enrolled in any undergraduate or graduate postsecondary courses at a college, university or trade school, during the 2016-17 school year (July 1, 2016 to June 30, 2017).

BB17FSPLN

[If {BB17AMARR = 6 or BB17AFINSP = 1} and BB17FSPLV in 2, 3, 4, 5, 6] Did your partner ever take out any student loans for his or her undergraduate education?

[else BB17AMARR = 6 or BB17AFINSP = 1] Did your partner ever take out any student loans for his or her undergraduate and/or graduate education?

[else if BB17FSPLV in 2, 3, 4, 5, 6] Did your spouse ever take out any student loans for his or her undergraduate education?

[else] Did your spouse ever take out any student loans for his or her undergraduate and/or graduate education?

1=Yes

0=No

Help Text:

If your spouse or partner took out any kind of loan (federal or private) in any amount for his or her undergraduate or graduate education, please select "Yes."

BB17FSPAMT

[If BB17AMARR = 6 or BB17AFINSP = 1] Please indicate the range for how much your partner borrowed in student loans. Would you say it was...

[else] Please indicate the range for how much your spouse borrowed in student loans. Would you say it was...

0=\$0

1=\$1 - \$9,999

2=\$10,000 - \$19,999

3=\$20,000 - \$29,999

4=\$30,000 - \$39,999

5=\$40,000 - \$49,999

6=\$50,000 - \$59,999

7=\$60,000 - \$69,999

8=\$70,000 - \$79,999

9=\$80,000 - \$89,999

10=\$90,000 - \$99,999

11=\$100,000 or more

-1=Don't know

Help Text:

Choose the range that best represents the total amount borrowed in student loans by your spouse or partner for his or her undergraduate or graduate education. If you are unsure of the amount, choose your best estimate.

BB17FSPOWE

[If BB17AMARR = 6 or BB17AFINSP = 1] How much of your partner's student loans are still owed? Would you say all, some, or none?

[else] How much of your spouse's student loans are still owed? Would you say all, some, or none?

- 1=All
- 2=Some
- 3=None

Help Text:

Respond based on the student loans that your spouse or partner has borrowed. If some of the loans are paid off, but not all, select "Some."

If your spouse or partner is participating in a loan forgiveness program, only consider loans to be paid off if they have satisfied all conditions of the forgiveness program.

BB17FSPREPM

Are your [{"if BB17AMARR = 6 or BB17AFINSP = 1} partner's {else} spouse's] student loans currently in repayment?

- 1=Yes
- 0=No

Help Text:

Respond based on the current status of any student loans (federal, state, private, or other) your spouse or partner has. A deferment postpones payment of a loan. Individuals may qualify for a deferment due to enrollment in an additional postsecondary program, military deployment, unemployment, or economic hardship. If your partner or spouse's loans are currently in deferment, select "No."

Forbearance can help you avoid delinquency and default if you're facing temporary financial difficulty. Forbearance allows you to suspend or reduce your student loan payments under certain circumstances and for specified periods of up to one year at a time. If your partner or spouse's loans are currently in forbearance, select "No."

BB17FSPLNPY

[If BB17AMARR = 6 or BB17AFINSP = 1] Please indicate the range for how much your partner pays each month for his or her student loans? Would you say it is...

[else] Please indicate the range for how much your spouse pays each month for his or her student loans? Would you say it is...

- 0=\$0.00
- 1=\$0.01 - \$49.99
- 2=\$50.00 - \$99.99
- 3=\$100.00 - \$149.99
- 4=\$150.00 - \$199.99
- 5=\$200.00 - \$249.99
- 6=\$250.00 - \$499.99
- 7=\$500.00 - \$749.99
- 8=\$750.00 - \$999.99
- 9=\$1,000 or more
- 1=Don't know
- Not in repayment

Help Text:

Select the appropriate range for the amount your spouse or partner pays monthly to repay his/her student loans. If your spouse or partner has multiple student loans, please consider them all in your response by adding the monthly payments together and choosing the appropriate range. Include only your spouse or partner's student loans in your response. If your spouse or partner is not yet in repayment, select "Not in repayment." If you are not sure of your spouse or partner's monthly payments, please estimate to the best of your ability.

BB17FACS16A

These next few questions will help us better understand the educational services available for people with disabilities. Are you deaf or do you have serious difficulty hearing?

1=Yes
0=No

Help Text:

Answer "Yes" if you are deaf or if you have a hearing impairment that makes it very difficult to hear what is said in a conversation with another person or very difficult to hear what is said in a telephone or radio broadcast.

BB17FACS16B

Are you blind or do you have serious difficulty seeing even when wearing glasses?

1=Yes
0=No

Help Text:

Answer "Yes" if you are blind or if you have a vision impairment that makes it very difficult to do things that other people of the same age do, such as read a newspaper or book, watch television, or drive a car, even while wearing glasses or other corrective lenses.

BB17FACS17A

Because of a physical, mental, or emotional condition, do you have serious difficulty concentrating, remembering, or making decisions?

(When answering, consider conditions including, but not limited to, a serious learning disability, depression, ADD, or ADHD.)

1=Yes
0=No

Help Text:

Answer "Yes" if it is sometimes or always very difficult or impossible to remember or concentrate, if you forget to eat, forget to take medication, if you have Alzheimer's disease or dementia, or if you have a serious learning disability.

BB17FACS17B

Do you have serious difficulty walking or climbing stairs?

1=Yes
0=No

Help Text:

Answer "Yes" if it is sometimes or always very difficult or impossible to walk three city blocks or to climb a flight of stairs.

BB17FMAIN1

What is the main type of condition or impairment you have?

- 1=Blindness or visual impairment (that cannot be corrected by wearing glasses)
- 2=Hearing impairment (for example, deaf or hard of hearing)
- 3=Orthopedic or mobility impairment
- 4=Speech or language impairment
- 5=Learning, mental, emotional, or psychiatric condition
- 6=Other health impairment or problem

Help Text:

From the options provided, indicate which you consider to be your main type of condition or impairment. Select the option that has the most significant effect on your daily activities.

BB17FMAIN2

Thanks. What specifically is this main type of condition or impairment?

- 1=Anxiety
- 2=Attention deficit disorder (ADD or ADHD)
- 3=Autism or Asperger's syndrome or other developmental disability
- 4=Depression
- 5=Specific learning disability or dyslexia
- 6=Traumatic brain injury (TBI)
- 7=Other

Help Text:

From the options provided, indicate which you consider to be your main type of condition or impairment. Select the option that has the most significant effect on your daily activities.

BB17FAFFCOST

Please indicate whether or not you had to do any of the following as a result of your financial cost for your undergraduate [if BB17CDEG01 in (5 6 7 8 9) in any iteration] and graduate] education.

- Worked more than desired
- Took a job outside your field of study or a less desirable job
- Took a job instead of enrolling in additional education
- Delayed buying a home
- Delayed getting married
- Delayed having children
- 1=Yes
- 0=No

Help Text:

Please indicate how your educational costs have affected your plans and decisions.

BB17FSELLPO

[If BB17FMORTG = 1 or BB17FOWNHM = 1] Suppose you {(if BB17AMARR = 2) and your spouse (if BB17AMARR = 6 or BB17AFINSP = 1) and your partner} were to sell all your major possessions, including your home, turn all of your investments and other assets into cash, and pay off all your debts. Do you think you would have something left over, break even, or be in debt?

[else] Suppose you {(if BB17AMARR = 2) and your spouse (if BB17AMARR = 6 or BB17AFINSP = 1) and your partner} were to sell all your major possessions, turn all of your investments and other assets into cash, and pay off all your debts. Do you think you would have something left over, break even, or be in debt?

1=Have something left over

2=Break even

3=Be in debt

Help Text:

Please provide your best estimate of your combined debts subtracted from the combined value of all of your possessions.

BB17FSTRESS

During the past 12 months, has there been a time when you did not meet all of your essential expenses, such as mortgage or rent payments, utility bills, or important medical care?

1=Yes

0=No

Help Text:

Please indicate if, due to financial stress, you have been unable to meet essential expenses in the past 12 months. If not, please select "No."

Essential expenses include any expenses that you have to pay in order to maintain a basic standard of living. These include mortgage or rent payments, utility bills, or medical care.

BB17FFEDACT

If a borrower is unable to repay his or her federal student loan, what steps can the government take to collect the debt?

Report that the student debt is past due to the credit bureaus

Have the student's employer withhold money from his or her pay (garnish wages) until the debt, plus any interest and fees is repaid

Retain tax refunds and Social Security payments until the debt, plus any interest and fees, is repaid

None of the above

Help Text:

If you are unsure of the answer, please provide your best guess.

BB17GLINTRO (ABBREV) (SCREENER)

[If screener] Data collection for B&B begins in a few weeks. Please help us update our records so we can contact you then.

[else] In about three years, we would like to be able to get in touch with you again to see what you're doing and what has changed in your life. To find you then, we need to collect some contact information.

Help Text:

All contact information you provide will be kept in secure and protected data files, and will be separate from the responses you've already provided in this survey.

Please click the "Next" button to continue.

BB17GNAME (ABBREV) (SCREENER)

We currently have your name as follows:

(Make any necessary corrections, then select "Next.")

First name:

Middle name:

Last name:

Help Text:

Verify that your name is correct and make any necessary changes.

BB17GADDVER (ABBREV) (SCREENER)

We currently have the following address(es) for you:

(If all parts of an address are complete and accurate, indicate "Good." If any portion of an address needs correction, indicate "Good, but needs updating" and you will have a chance to make corrections on the next screens.)

[Y_ADDR1L1], [Y_ADDR1L2], [Y_ADDR1CY], [Y_ADDR1ST], [Y_ADDR1ZP]

[Y_ADDR2L1], [Y_ADDR2L2], [Y_ADDR2CY], [Y_ADDR2ST], [Y_ADDR2ZP]

[Y_ADDR3L1], [Y_ADDR3L2], [Y_ADDR3CY], [Y_ADDR3ST], [Y_ADDR3ZP]

1=Good

2=Good, but needs updating

3=Bad

Help Text:

Verify whether all addresses (displayed) are correct, including spelling, or indicate whether changes are needed.

If all parts of a particular address are correct, including spelling, and you can still be reached at that address, indicate "Good."

If you can still be reached at a particular address but some part of the address is not correct (such as a house number or spelling of a street), indicate "Good, but needs updating." You will have a chance later to provide the complete and accurate address.

If you can no longer be reached at a particular address, indicate "Bad."

This contact information will help us to locate you when [if screener] data collection begins. [else] we conduct the follow-up survey.]

BB17GNEWADD1 (ABBREV) (SCREENER)

Other than the address(es) you've already confirmed as good, is there another address where we can reach you?

1=Yes

0=No

Help Text:

Any additional address information you provide will help us to locate you when [if screener] data collection begins. [else] we conduct the follow-up survey.]

BB17G1ADR (ABBREV) (SCREENER)

[If (BB17GADD1=2 or BB17GADD2=2 or BB17GADD3=2)]: Please update the following address:

[else if WEB mode] Please provide your address.

[else] What is your address?

Street Address:

City:

State:

ZIP Code:

Foreign Country:

Foreign State/Province:

Foreign ZIP/Postal Code:

Foreign Address:

Foreign City:

Please check here if the address is an international address.

Help Text:

Please provide the information for your address. Verify all spelling.

(Your ZIP code can be used to automatically fill in the city and state associated with that ZIP code. To do this, first enter your ZIP code and then click "Automatically fill city and state from ZIP code.")

This information will help us locate you when [[if screener} data collection begins. {else} we conduct the follow-up survey.]

BB17GNEWADD2 (ABBREV) (SCREENER)

Are there any additional addresses where you can be reached?

1=Yes

0=No

Help Text:

Any additional address information you provide will help us to locate you when [[if screener} data collection begins. {else} we conduct the follow-up survey.]

BB17G2ADR (ABBREV) (SCREENER)

[If (BB17GADD1=2 and BB17GADD2=2) or if [(BB17GADD1=2 or BB17GADD2=2) and BB17GADD3=2]: Please update the following address:

[else if Web mode]: Please provide your address below:

[else]: What is your address?

Street Address:

City:

State:

ZIP Code:

Foreign Country:

Foreign State/Province:

Foreign ZIP/Postal Code:

Foreign Address:

Foreign City:

Please check here if the address is an international address.

Help Text:

Provide the information for your address. Verify all spelling.

(Your ZIP code can be used to automatically fill in the city and state associated with that ZIP code. To do this, first enter your ZIP code and then click "Automatically fill city and state from ZIP code.")

This information will help us locate you when [[if screener} data collection begins. {else} we conduct the follow-up survey.]

BB17G3ADR

Please provide full and correct address information for the last address you want to correct.

Street Address:

City:

State:

ZIP Code:

Foreign Country:

Foreign State/Province:

Foreign ZIP/Postal Code:

Foreign Address:

Foreign City:

Please check here if the address is an international address.

Help Text:

Provide the information for your address. Verify all spelling.

(Your ZIP code can be used to automatically fill in the city and state associated with that ZIP code. To do this, first enter your ZIP code and then click "Automatically fill city and state from ZIP code.")

This information will help us locate you when we conduct the follow-up survey.

BB17GEMAIL (ABBREV) (SCREENER)

[If web mode and (Y_BB171EML ne missing or Y_BB172EML ne missing or Y_BB173EML ne missing or Y_BB174EML ne missing)] Please update the list below with your email address(es). Delete any old email address(es) that may appear and include addresses you're likely to have when we contact you again.

[else if web] Please provide an email address you're likely to have when we contact you again. If you have more than one email address, please provide those as well.

[else] What is an email address you're likely to have when we contact you again? If you have more than one email address, please provide (or update) those as well.

Email Address 1:

Email Address 2:

Email Address 3:

Email Address 4:

Help Text:

Verify all spelling. This information will help us locate you when [if screener] data collection begins. [else] we conduct the follow-up survey.]

BB17GPHONE (ABBREV) (SCREENER)

Please provide [if Y_CELLPH ne missing or Y_HOMEYPH ne missing or Y_OTHPH ne missing] or update [else] no words] the following telephone numbers:

Cell Phone:

Home Telephone:

Other Telephone:

Help Text:

Verify all numbers. This information will help us locate you when [if screener] data collection begins. [else] we conduct the follow-up survey.]

BB17GTEXT (ABBREV) (SCREENER)

[If screener] May we contact you by sending a text message to your cell phone?

[else] May we contact you in the coming years by sending a text message to your cell phone?

0=No

1=Yes, to [BB17GCELLPH1 - BB17GCELLPH2 - BB17GCELLPH3]

2=Yes, to the following number:

Help Text:

Indicate whether you would like to be sent a text message reminder about the [if screener] B&B survey. [else] follow-up survey.] You can correct the telephone number if necessary.

BB17GCELLPRO (ABBREV) (SCREENER)

Please provide the name of your cell phone service provider.

-9=-Select one-

1=Assurance Wireless

- 16=Other
- 2=AT&T
- 3=Boost Mobile
- 4=Cricket
- 5=Sprint
- 6=T-Mobile
- 7=Verizon Wireless
- 8=Virgin Mobile

Please provide the name of your cell phone service provider

Help Text:

Tell us who your cell phone service provider is so that we can contact you for the [{"If screener} B&B survey. {else} follow-up survey.] If your provider is not listed, select "Other."

BB17GPNAME

Now we would like to ask you to provide (or update) the names of your parents (or guardians). [{"If TIO mode} (Check and correct the spelling of all names.) {else} Check and correct the spelling of all names.]

-9=- Select Title -

1=Mr.

2=Mrs.

3=Ms.

4=Dr.

First Name:

Last Name:

-9=- Select Title -

1=Mr.

2=Mrs.

3=Ms.

4=Dr.

First Name:

Last Name:

-9=- Select Title -

1=Mr.

2=Mrs.

3=Ms.

4=Dr.

First Name:

Last Name:

-9=- Select Title -

1=Mr.

2=Mrs.

3=Ms.

4=Dr.

First Name:

Last Name:

Help Text:

Provide the first and last name of your parents (or guardians). If your parents (or guardians) live together, please list their names together under "Any parents living together at the same residence." Otherwise, please use the text boxes under "Any parents living at a different residence" to provide parent (or guardian) name(s) as needed.

You may leave any text box blank if you do not have a parent (or guardian) name to provide.

Next we will ask you to provide contact information for any parent(s) (or guardians) that you list here. This information will help us locate you when we conduct the follow-up survey.

BB17GPRPHONE

Please provide the telephone numbers for each parent (or guardian).

Parent 1

Cell Phone:

Home Telephone:

Parent 2

Cell Phone:

Home Telephone:

Parent 3

Cell Phone:

Home Telephone:

Parent 4

Cell Phone:

Home Telephone:

Help Text:

Please provide any telephone number, including the area code, for your parent(s) (or guardians) listed here. This information will help us locate you when we conduct the follow-up survey.

BB17GPADVER

We currently have the following address information for [if parent 1 first and last name ne missing and parent 2 first and last name ne missing] [Parent 1 first and last name] and [Parent 2 first and last name] {else if parent 1 first and last name ne missing} [Parent 1 first and last name] {else if parent 2 first and last name ne missing} [Parent 2 first and last name].

(If all parts of the contact information are complete and accurate, indicate "Good.")

[Y_PADDR1L1], [Y_PADDR1L2], [Y_PADDR1CY], [Y_PADDR1ST] [Y_PADDR1ZP]

1=Good

2=Good, but needs updating

3=Bad

Help Text:

Verify whether this address information is correct, including spelling, or indicate whether changes are needed.

If all pieces of the address information are correct, including spelling, and your parents (or guardians) can still be reached at that address, indicate "Good."

If your parents (or guardians) can still be reached at a particular address but some part of the address is not correct (such as a house number or spelling of a street), indicate "Good, but needs updating" You will have a chance later to provide the complete and correct address.

If your parents (or guardians) can no longer be reached at a particular address, indicate "Bad."

This contact information will help us to locate you when we conduct the follow-up survey.

BB17GPRVPAD1

You previously provided [if T_PREVPADD_GT1=1] some addresses. {else} an address. [If ((BB17GP1FNAME ne missing and BB17GP1LNAME ne missing) and (BB17GP2FNAME ne missing and BB17GP2LNAME ne missing))] Do

[BB17GP1FNAME] [BB17GP1LNAME] and [BB17GP2FNAME] [BB17GP2LNAME] {else if ((BB17GP1FNAME ne missing and BB17GP1LNAME ne missing)} Does [BB17GP1FNAME] [BB17GP1LNAME] {else if (BB17GP2FNAME ne missing and BB17GP2LNAME ne missing)} Does [BB17GP2FNAME] [BB17GP2LNAME]] also live at:

1={If T_PLADR1 = 1} [Y_ADDR1L1] [Y_ADDR1L2] [Y_ADDR1CY], [Y_ADDR1ST] [Y_ADDR1ZP] {else} display nothing

2={If T_PLADR2 = 1} [Y_ADDR2L1] [Y_ADDR2L2] [Y_ADDR2CY], [Y_ADDR2ST] [Y_ADDR2ZP] {else} display nothing
3={If T_PLADR3 = 1} [Y_ADDR3L1] [Y_ADDR3L2] [Y_ADDR3CY], [Y_ADDR3ST] [Y_ADDR3ZP] {else} display nothing
7={If T_PREVADR1 = 1} [BB17G1AD] [BB17G1AD2] [BB17G1CY], [BB17G1ST] [BB17G1ZP] {else} display nothing
8={If T_PREVADR2 = 1} [BB17G2AD] [BB17G2AD2] [BB17G2CY], [BB17G2ST] [BB17G2ZP] {else} display nothing
9={If T_PREVADR3 = 1} [BB17G3AD] [BB17G3AD3] [BB17G3CY], [BB17G3ST] [BB17G3ZP] {else} display nothing
0=No, [{if T_HAVP1NAM1 = 1 and T_HAVP1NAM2 = 1} [BB17GP1FNAME] [BB17GP1LNAME] and [BB17GP2FNAME] [BB17GP2LNAME] live {else if T_HAVP1NAM1=1} [BB17GP1FNAME] [BB17GP1LNAME] lives {else if T_HAVP1NAM2 = 1} [BB17GP2FNAME] [BB17GP2LNAME] lives] at a different address.

Help Text:

This is a list of all the addresses you have already provided in the survey. If your parents' (or guardians') address is listed here, please select it. If you do not see your parents' address here, answer "No, they live at a different address" and you will have an opportunity to provide your parents' address next.

This information will help us locate you when we conduct the follow-up survey.

BB17GP1AD1

[If ([BB17GPADD1] =2)]: Please {if BB17GPADD1=2} update {else} provide] address information for the following parent(s) or guardian(s). (You will have the opportunity to provide address information for other parents or guardians who live at a different residence next.)

[else]: Please provide address information for your parents or guardians who live together at the same address. (You will have the opportunity to provide address information for other parents or guardians who live at a different residence next.)

Last Name:

First Name:

Title:

-9=-- Select Title --

1=Mr.

2=Mrs.

3=Ms.

4=Dr.

Last Name:

First Name:

Title:

-9=-- Select Title --

1=Mr.

2=Mrs.

3=Ms.

4=Dr.

Street Address:

ZIP Code:

State:

City:

Foreign Country:

Foreign Telephone:

Cell Phone:

Cell Phone:

Home Telephone:

(Street Address 2:)

Please check here if the address is an international address.

Foreign State/Province:

Foreign ZIP/Postal Code:

Foreign Address:

Foreign City:

Help Text:

Provide information for your parent(s) or legal guardian(s). Verify the spelling of names, and the street and city where they live. (The ZIP code can be used to automatically fill in the city and state associated with that ZIP code. To do this, first enter your ZIP code and then click "Automatically fill city and state from ZIP code.")

This information will help us locate you when we conduct the follow-up survey.

BB17GPADVER2

We currently have the following address information for [{if BB17GP3FNAME ne missing and BB17GP3LNAME ne missing and BB17GP4FNAME ne missing and BB17GP4LNAME ne missing} [BB17GP3FNAME] [BB17GP3LNAME] and [BB17GP4FNAME] [BB17GP4LNAME] {else if BB17GP3FNAME ne missing and BB17GP3LNAME ne missing} [BB17GP3FNAME] [BB17GP3LNAME] {else if BB17GP4FNAME ne missing and BB17GP4LNAME ne missing} [BB17GP4FNAME] [BB17GP4LNAME]}. (If all parts of the address are complete and accurate, indicate "Good.") [Y_PADDR2L1], [Y_PADDR2L2], [Y_PADDR2CY], [Y_PADDR2ST], [Y_PADDR2ZP]

1=Good

2=Good, but needs updating

3=Bad

Help Text:

Verify whether this address information is correct, including spelling, or indicate whether changes are needed.

If all pieces of the address are correct, including spelling, and your parents or guardians can still be reached at that address, indicate "Good."

If your parents (or guardians) can still be reached at a particular address but some part of the address is not correct (such as a house number or spelling of a street), indicate "Good, but needs updating." You will have a chance later to provide the complete and correct address.

If your parents (or guardians) can no longer be reached at a particular address, indicate "Bad."

This contact information will help us to locate you when we conduct the follow-up survey.

BB17GPRVPAD2

You previously provided [{if T_PREVPADD_GT1=1} some addresses. {else} an address.] [{If ((parent 3 first and last name ne missing) and (parent 4 first and last name ne missing))} Do [BB17GP3FNAME] [BB17GP3LNAME] and

[BB17GP4FNAME] [BB17GP4LNAME] {else if (parent 3 first and last name ne missing)} Does [BB17GP3FNAME] [BB17GP3LNAME] {else if (parent 4 first and last name ne missing)} [BB17GP4FNAME] [BB17GP4LNAME]] live at:

1={If BB17GPREVPADD1 ne 1 and T_PLADR1 = 1} [Y_ADDR1L1] [Y_ADDR1L2] [Y_ADDR1CY], [Y_ADDR1ST] [Y_ADDR1ZP] {else} display nothing

2={If BB17GPREVPADD1 ne 2 and T_PLADR2 = 1} [Y_ADDR2L1] [Y_ADDR2L2] [Y_ADDR2CY], [Y_ADDR2ST] [Y_ADDR2ZP] {else} display nothing

3={If BB17GPREVPADD1 ne 3 and T_PLADR3 = 1} [Y_ADDR3L1] [Y_ADDR3L2] [Y_ADDR3CY], [Y_ADDR3ST] [Y_ADDR3ZP] {else} display nothing

7={If BB17GPREVPADD1 ne 7 and T_PREVADR1 = 1} [BB17G1AD] [BB17G1AD2] [BB17G1CY], [BB17G1ST] [BB17G1ZP] {else} display nothing

8={If BB17GPREVPADD1 ne 8 and T_PREVADR2 = 1} [BB17G2AD] [BB17G2AD2] [BB17G2CY], [BB17G2ST] [BB17G2ZP] {else} display nothing

9={If BB17GPREVPADD1 ne 9 and T_PREVADR3 = 1} [BB17G3AD] [BB17G3AD3] [BB17G3CY], [BB17G3ST] [BB17G3ZP] {else} display nothing

0=No, [{if T_HAVP2NAM1=1 and T_HAVP2NAM2=1} [BB17GP3FNAME] [BB17GP3LNAME] and [BB17GP4FNAME] [BB17GP4LNAME] live {else if T_HAVP2NAM1=1} [BB17GP3FNAME] [BB17GP3LNAME] lives {else if T_HAVP2NAM2=1} [BB17GP4FNAME] [BB17GP4LNAME] lives] at a different address.

Help Text:

This is a list of all the addresses you have already provided in the survey.

If your parents' (or guardians') address is listed here, please indicate that address here. If you do not see your parents' address here, indicate "No, they live at a different address" and you will have an opportunity to provide your parents' address next.

This information will help us locate you when we conduct the follow-up survey.

BB17GP2AD2

Please [{if BB17GPADD2=2} update {else} provide] address information for your other parent(s) or guardian(s).

First Name:

Last Name:

Title:

-9=-- Select Title --

1=Mr.

2=Mrs.

3=Ms.

4=Dr.

First Name:

Last Name:

Title:

-9=-- Select Title --

1=Mr.

2=Mrs.

3=Ms.

4=Dr.

Street Address:

ZIP Code:

City:

State:

Foreign Country:

Foreign Telephone:

Cell Phone:

Cell Phone:

Home Telephone:

Please check here if the address is an international address.

Foreign State/Province:

Foreign ZIP/Postal Code:

Foreign Address:

Foreign City:

Help Text:

Provide information for your parent(s) or legal guardian(s). Verify the spelling of names, and the street and city where they live.

(The ZIP code can be used to automatically fill in the city and state associated with that ZIP code. To do this, first enter your ZIP code and then click "Automatically fill city and state from ZIP code.")

This information will help us locate you when we conduct the follow-up survey.

BB17GOTADVER (ABBREV) (SCREENER)

[[if BB17AMARR in (2 6) or BB17AFINWHO = 1] and BB17ASPODP ne 1] We currently have the following contact information for someone who you told us will always know how to reach you: (If all parts of the contact information are complete and accurate, indicate "Good.")

[else] We currently have the following contact information for someone [[if BB17AMARR=2], other than your spouse, {else if BB17AMARR = 6 or BB17AFINWHO = 1}, other than your partner,] who you told us will always know how to reach you: (If all parts of the contact information are complete and accurate, indicate "Good.")

[Y_OTADDRFN] [Y_OTADDRLN]

Cell Phone: [Y_OTADDRCELL]

Home Telephone: [Y_OTADDRHOME]

[Y_OTADDR1], [Y_OTADDR2], [Y_OTADDRCY], [Y_OTADDRST] [Y_OTADDRZP]

1=Good

2=Good, but needs updating

3=Bad

Help Text:

Verify whether this contact information is correct, including spelling, or indicate whether changes are needed.

If all pieces of the contact information are correct, including spelling, and this person can still be reached at that address, indicate "Good."

If this person can still be reached at a particular address but some part of the address is not correct (such as a house number or spelling of a street), indicate "Good, but needs updating." You will have a chance later to provide the complete and correct contact information.

If this person is no longer somebody who will know how to contact you, indicate "Bad."

This contact information will help us to locate you when [[if screener] data collection begins. {else} we conduct the follow-up survey.]

BB17GONEWAD1 (ABBREV) (SCREENER)

[[if BB17AMARR in (2 6) or BB17AFINWHO = 1] and BB17ASPODP ne 1] Is there anybody else who will always know how to contact you?

[else] Is there anybody else [[if BB17AMARR=2], other than your spouse, {if BB17AMARR = 6 or BB17AFINWHO = 1}, other than your partner,] who will always know how to contact you?

0=No

1=Yes

Help Text:

This contact information will help us to locate you when [[if screener] data collection begins. {else} we conduct the follow-up survey.]

BB17GOTINFO (ABBREV) (SCREENER)

[[if BB17AMARR in (2 6) or BB17AFINWHO = 1] and BB17ASPODP ne 1] Please provide [[if BB17GOTTADD1=2] or update] the name, address, and telephone number for someone else who will always know how to contact you.

[else] Please provide [[if BB17GOTTADD1=2] or update] the name, address, and telephone number for someone else [[if BB17AMARR=2], other than your spouse, {if BB17AMARR = 6 or BB17AFINWHO = 1}, other than your partner,] who will always know how to contact you.

Last Name:

First Name:

Street Address:

City:

State:

ZIP Code:

Foreign Country:

Foreign Telephone:

Cell Phone:

Home Telephone:

Foreign State/Province:

Foreign ZIP/Postal Code:

Foreign Address:

Foreign City:

Please check here if the address is an international address.

Title:

-9=-Select Title-

1=Mr.

2=Mrs.

3=Miss

4=Ms.

5=Dr.

Help Text:

Provide the requested information for your other contact. Please do not provide information for someone with whom you currently live. Verify the spelling of his or her name, street, and city.

(The ZIP code can be used to automatically fill in the city and state associated with that ZIP code. To do this, first enter your ZIP code and then click "Automatically fill city and state from ZIP code.")

This information will help us locate you when `{{If screener}}` data collection begins. `{else}` we conduct the follow-up survey.]

BB17GSPS

What is your `{{if BB17AMARR=2}}` spouse's `{else if BB17AMARR = 6 or BB17AFINWHO = 1}` partner's] full name (including previous last name, if applicable)?

First Name:

Last Name:

Previous Last Name (if applicable):

Help Text:

Provide your spouse's first name, last name, and previous last name (if applicable). Verify that the spelling is correct.

BB17GSSNINF

What is your Social Security number?

(This information will be kept in secure and protected data files, and will be separate from the responses you've already provided in this survey. All individually identifiable information supplied by individuals or institutions to a federal agency may be used only for statistical purposes and may not be disclosed, or used, in identifiable form for any other purpose except as required by law [20 U.S.C. §9573 and 6 U.S.C. §151]. However, giving us your Social Security number is completely voluntary and there is no penalty for not disclosing it.)

(Please enter the number without any dashes.)

Help Text:

Your Social Security number will help us to locate you when we conduct the follow-up survey.

RESUME1 (ABBREV)

In addition to your survey responses, we would like to learn more about your employment experiences by offering you the option to upload your resume. Your resume will not be disclosed, or used, in any personally identifiable form outside of this survey. Would you like to upload your resume?

1=Yes, upload my resume now

2=No, I do not want to upload my resume

3=I do not have a resume

Help Text:

Your resume may be used only for statistical purposes and may not be disclosed, or used, in personally identifiable form for any other purpose, unless otherwise required by law. There are strict security procedures in place to maintain your anonymity.

RESUPLOAD (ABBREV)

Please click the "Upload Resume" button to locate your resume and start the upload process. Once your resume has been uploaded, click "Next."

Help Text:

Please select your resume file from your computer's location and click, "Upload resume."

Your resume may be used only for statistical purposes and may not be disclosed, or used, in personally identifiable form for any other purpose, unless otherwise required by law. There are strict security procedures in place to maintain your anonymity.

RESUMEDESC (ABBREV)

Thank you for uploading your resume. Thinking about your employment since completing your bachelor's degree, which of the following best describes your resume?

1=Up to date and accurately reflects employment history

2=Mostly up to date and reflects a general employment history

3=Not up to date or excludes several employers

Help Text:

Some people have multiple versions of their resume. Answer this question based only on the version of your resume that you uploaded.

Choose "Up to date and accurately reflects employment history" if your resume includes your current or most recent employer.

Choose "Mostly up to date and reflects a general employment history" if your resume does not include your current or most recent employer, or if it excludes employment history unrelated to your current or most recent career field.

Choose "Not up to date or excludes several employers" if your resume does not include your current or most recent employer or does not account for major changes in your employment history.

INCTYP (ABBREV) (SCREENER)

[If screener] To show our appreciation for your help in updating our records, we would like to send you \$[SCREENER INCENTIVE AMOUNT], payable by PayPal or check. Please indicate your preferred payment type.

[else] To show our appreciation for completing the survey today, we would like to send you [If Y_DCGroup in (2 3) and It EARLY_COMP_DATE] \$[INC_AMOUNT + EARLYBIRD_INC] {else} \$[INC_AMOUNT], payable by PayPal or check. Please indicate your preferred payment type.]

1=PayPal. The \$[INCENTIVE AMOUNT] PayPal payment will be sent via email within the next few hours.

2=Check. Please allow up to 4 weeks for processing and delivery of the \$[INCENTIVE AMOUNT] check payment.

3=No, thanks. Decline the incentive.

Help Text:

You will receive an email from PayPal notifying you of the transfer. If you do not have a PayPal account associated with the email entered, you will be prompted to create an account to claim the funds. There is no fee to create a PayPal account or receive funds.

If you do not want to receive the incentive, indicate "No, thanks. Decline the incentive."

PAYPAL (ABBREV) (SCREENER)

Please provide the email address to which you would like the PayPal payment sent. (Clicking below will process your PayPal payment.)

Help Text:

If you do not have a PayPal account, enter your preferred email address. You will receive an email from PayPal notifying you of the transfer and you will be prompted to create an account to claim the funds.

There is no fee to create a PayPal account or to receive funds.

INCENT (ABBREV) (SCREENER)

[If Y_NOPAYPAL = 1]

To show our appreciation for completing the interview, we would like to send you a [If Y_DCGroup in (2 3) and It EARLY_COMP_DATE] \${INC_AMOUNT + EARLYBIRD_INC} {else} \${INC_AMOUNT} check.

Please select the address to which you would like the check mailed. Allow 4 weeks for delivery.

[else]

Please select the address to which you would like the check mailed. Allow 4 weeks for delivery.

1=[if BB17GADD1=1 fill BB17GADD1]

10=[Fill BB17GP2AD2]

11=[if BB17GOTADD1=1 fill BB17GOTADD1]

12=[fill BB17GOTINFO]

13=Provide a different address

2=[if BB17GADD2=1 fill BB17GADD2]

3=[if BB17GADD3=1 fill BB17GADD3]

4=Item value 4: If T_1ADRFULLADD=1 and BB17G1FOR ne 1 display [BB17G1AD], [BB17G1CY], [BB17G1ST] and [BB17G1ZP], else display [BB17G1FAD], [BB17G1FCY], [BB17G1FS], [BB17G1FC] and [BB17G1FZ].

5=Item value 5: If T_2ADRFULLADD =1 and BB17G2FOR ne 1 display [BB17G2AD], [BB17G2CY], [BB17G2ST] and [BB17G2ZP] else display [BB17G2FAD], [BB17G2FCY], [BB17G2FS], [BB17G2FC] and [BB17G2FZ].

6=[fill BB17G3ADR]

7=[if BB17GPADD1=1 fill BB17GPADD1]

8=[if BB17GPADD2=1 fill BB17GPADD2]

9=[fill BB17GP1AD1]

Help Text:

Check the address information for the correct spelling of street and city. If the address you would like the incentive check mailed to needs correction, select "Provide a different address" (so we can collect the corrected address on the next screen).

If you would like your incentive check mailed to an address that is not provided, select "Provide a different address."

INCENTADDR (ABBREV) (SCREENER)

[If INCENT = 13 or missing] Please provide the address to which you would like the \${INCENTIVE AMOUNT} check mailed. (Allow 4 weeks for delivery.)

[else] To show our appreciation for completing the survey today, we would like to send you a \${INCENTIVE AMOUNT} check. Please provide the address to which you would like the check mailed. Allow 4 weeks for delivery.

First Name:

Last Name:

Please check here if the address is an international address.

Address (street address or PO Box):

Address Line 2:

City:

State:

ZIP code:

Foreign Address:

Foreign City:

Foreign State/Province:

Foreign Country:

Foreign ZIP/Postal Code:

Help Text:

Provide the requested information for the address to which you would like the incentive check mailed. Verify the spelling of the street and city.

Your ZIP code can be used to automatically fill in the city and state associated with that ZIP code. To do this, first enter your ZIP code and then click "AutoFill City and State from ZIP code."

INCENT1 (ABBREV) (SCREENER)

[If user chooses payment by check] Thank you for providing your address information. Your check should arrive in about 4 weeks.

[else if user chooses PayPal and the submission was successful] Your incentive was successfully submitted. Please check your email for more information.

[else if user chooses PayPal and the submission was unsuccessful] There was an issue submitting your incentive via PayPal. We apologize for the inconvenience. We will attempt to resubmit your incentive and will contact you if the problem persists. If you have any questions or concerns, please contact us at 800-723-8942 or bandb@rti.org.

[else] There was an issue submitting your incentive via PayPal. We apologize for the inconvenience. We will attempt to resubmit your incentive and will contact you if the problem persists. If you have any questions or concerns, please contact us at 800-723-8942 or bandb@rti.org. Instruction for all question wording conditions: (Click "Next" to complete the survey.)

Help Text:

This is an informational screen only. (Click the "Next" button).

END (ABBREV) (SCREENER)

[If screener] On behalf of the U.S. Department of Education, thank you for completing the B&B survey screener. [IF ELIGIBLE AND A NPSAS STUDY MEMBER] We will be contacting you soon about the B&B survey.

[else if END_FLAG=1] Thank you.

[else] On behalf of the U.S. Department of Education, thank you for your time and cooperation. We greatly appreciate your participation in this study.

Help Text:

If you have any questions, please contact our Help Desk at 877-287-3782.