


Ocean Shipping Container Availability Report

A weekly publication of the Agricultural Marketing Service

www.ams.usda.gov/oscar



April 19, 2017

National Overview Maps P. 2-4


Container Availability by Location:

Charleston, SC	P.5
Chicago, IL	P.6
Cincinnati, OH	P.7
Columbus, OH	P.8
Dallas, TX	P.9
Denver, CO	P.10
Houston, TX	P.11
Kansas City, MO	P.12
Los Angeles and Long Beach, CA	P.13
Memphis, TN	P.14
Minneapolis, MN	P.15
New Orleans, LA	P.16
New York, NY	P.17
Norfolk, VA	P.18
Oakland, CA	P.19
Savannah, GA	P.20
Seattle, WA	P.21
Tacoma, WA	P.22

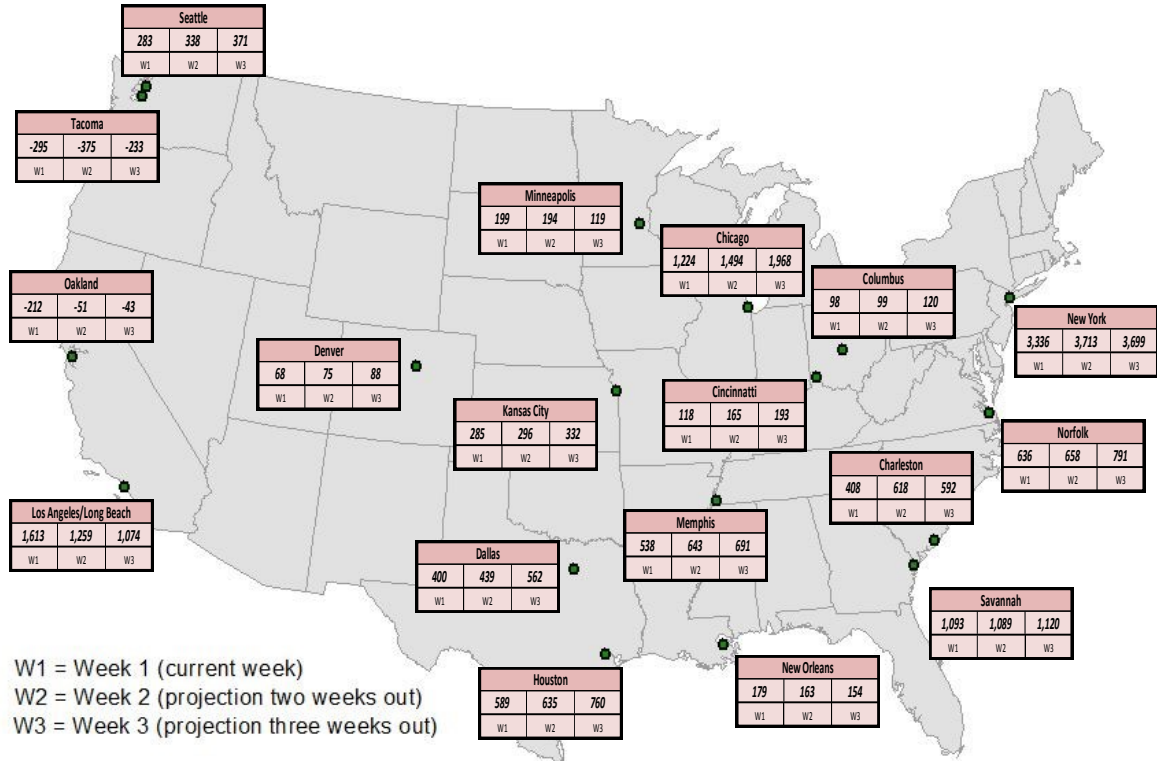
Understanding this Report P.23

To subscribe to OSCAR, e-mail:
April.Taylor@ams.usda.gov

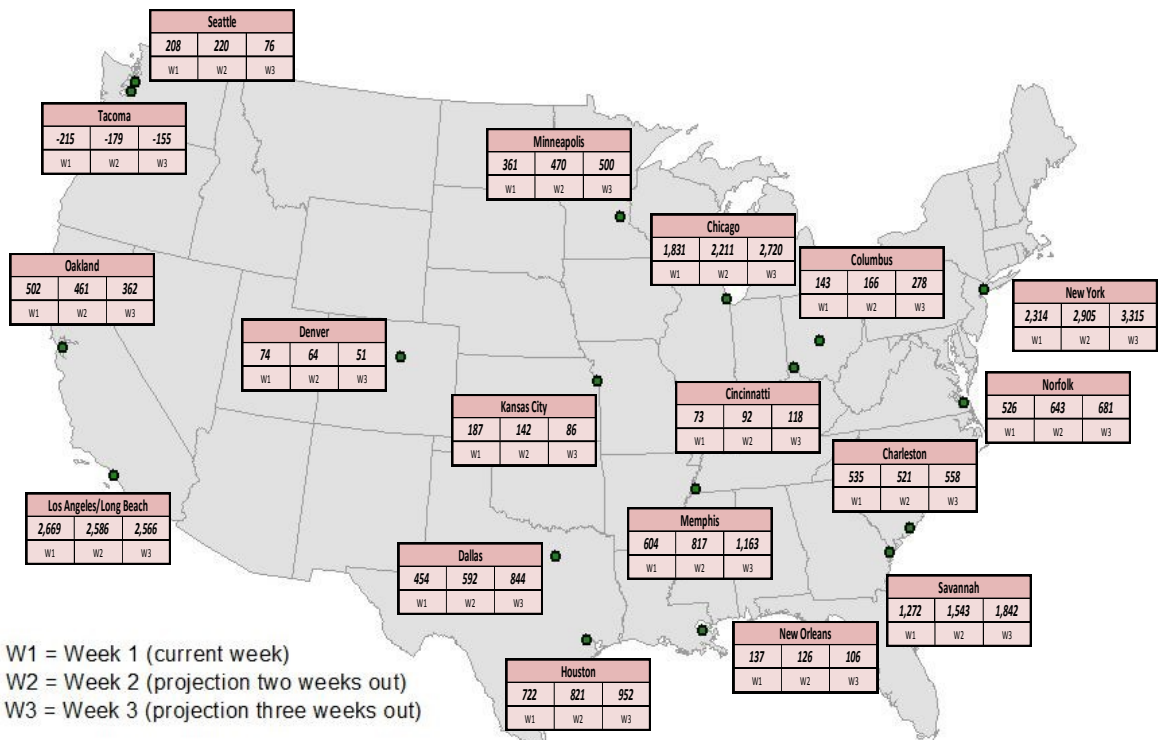
The Ocean Shipping Container Availability Report (OSCAR) provides a weekly snapshot of the availability of marine shipping containers at 18 different intermodal locations for the westbound transpacific trade lanes. The data shows the availability for five types of equipment, including 20 and 40ft dry, 20 and 40ft refrigerated, and 40ft high-cube containers, and provides estimates of equipment availability for the current week and projections two weeks out. The data are voluntarily provided to AMS by five ocean container carriers.




Weekly Availability for 20ft Dry Containers

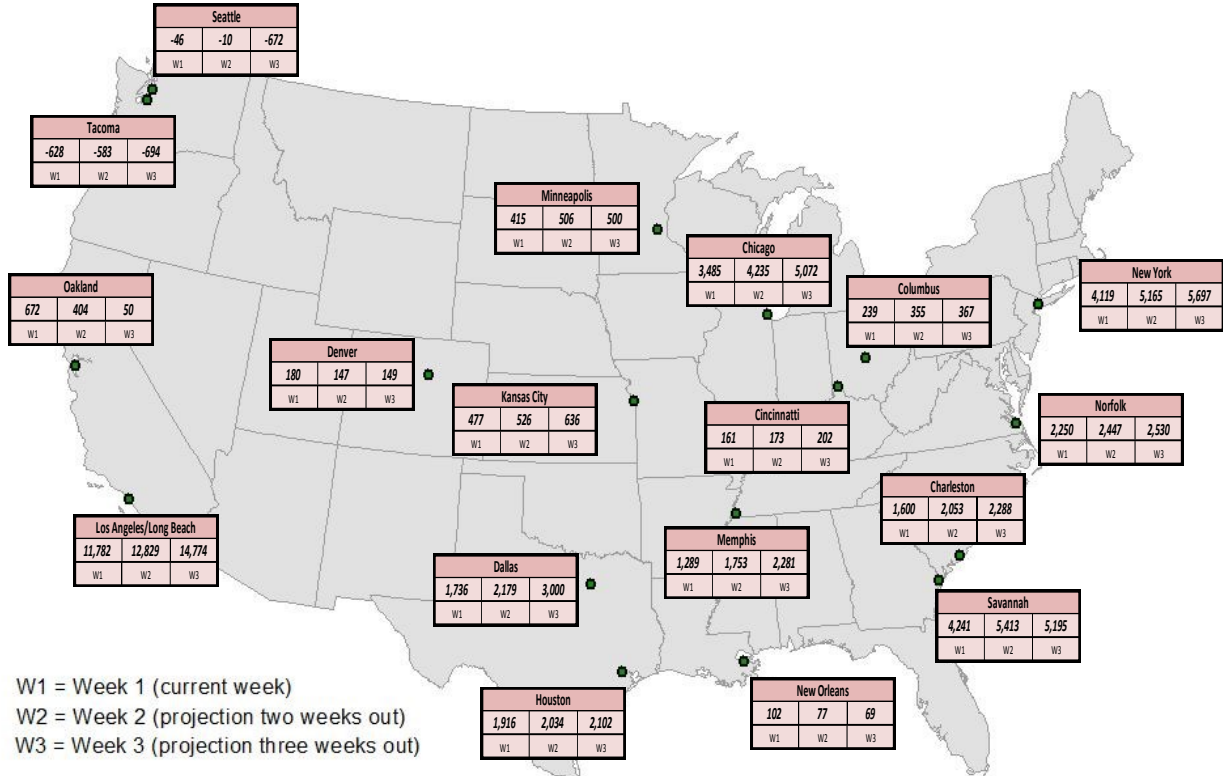


Weekly Availability for 40ft Dry Containers

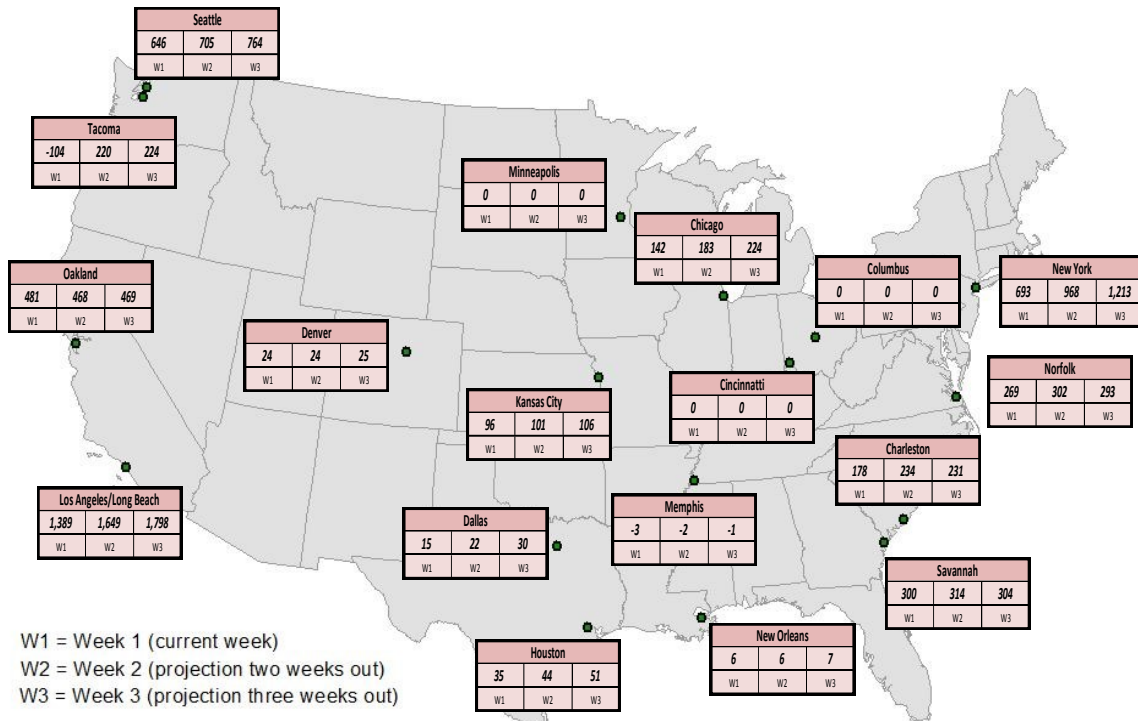




Weekly Availability for 40ft High Cube Containers

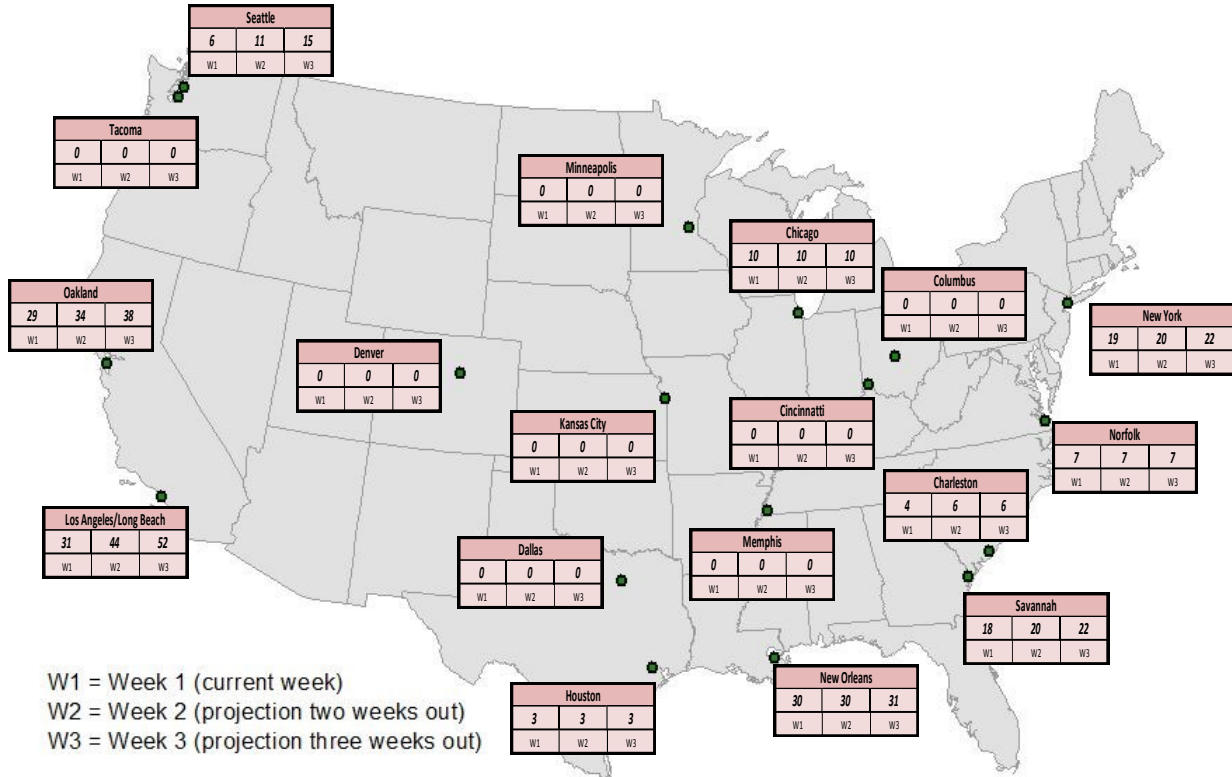



Weekly Availability for 40ft Refrigerated Containers






Weekly Availability for 20ft Refrigerated Containers






Charleston						
20ft Dry						
	Carrier Availability Responses					Total
Current Week: Apr 19-25	173	156	79	10	-10	408
Week 2: Apr 26-May 2	173	211	163	10	61	618
Week 3: May 3-9	173	250	124	10	35	592
40ft Dry						
	Carrier Availability Responses					Total
Current Week: Apr 19-25	432	286	84	60	-76	786
Week 2: Apr 26-May 2	432	345	220	60	-26	1,031
Week 3: May 3-9	432	371	169	60	-53	979
40ft High Cube						
	Carrier Availability Category Responses					Total
Current Week: Apr 19-25	886	522	218	60	-86	1,600
Week 2: Apr 26-May 2	886	673	481	60	-47	2,053
Week 3: May 3-9	886	825	303	60	214	2,288
40ft Refrigerated						
	Carrier Availability Category Responses					Total
Current Week: Apr 19-25	89	73	15	4	-3	178
Week 2: Apr 26-May 2	134	70	17	4	9	234
Week 3: May 3-9	139	64	15	4	9	231
20ft Refrigerated						
	Carrier Availability Category Responses					Total
Current Week: Apr 19-25	2	2	.	.	.	4
Week 2: Apr 26-May 2	4	2	.	.	.	6
Week 3: May 3-9	4	2	.	.	.	6

Note: "." denotes no response from carriers.




Chicago						
20ft Dry						
	Carrier Availability Category Responses					Total
Current Week: Apr 19-25	667	266	106	105	80	1,224
Week 2: Apr 26-May 2	991	266	102	55	80	1,494
Week 3: May 3-9	1,344	266	214	114	30	1,968
40ft Dry						
	Carrier Availability Category Responses					Total
Current Week: Apr 19-25	1,047	588	111	45	40	1,831
Week 2: Apr 26-May 2	1,568	588	12	3	40	2,211
Week 3: May 3-9	1,979	588	85	28	40	2,720
40ft High Cube						
	Carrier Availability Category Responses					Total
Current Week: Apr 19-25	1,700	1,273	286	186	40	3,485
Week 2: Apr 26-May 2	1,700	1,974	300	221	40	4,235
Week 3: May 3-9	1,700	2,778	125	429	40	5,072
40ft Refrigerated						
	Carrier Availability Category Responses					Total
Current Week: Apr 19-25	127	15	0	.	.	142
Week 2: Apr 26-May 2	168	15	0	.	.	183
Week 3: May 3-9	209	15	0	.	.	224
20ft Refrigerated						
	Carrier Availability Category Responses					Total
Current Week: Apr 19-25	10	10
Week 2: Apr 26-May 2	10	10
Week 3: May 3-9	10	10

Note: "." denotes no response from carriers.




Cincinnati						
20ft Dry						
	Carrier Availability Category Responses					Total
Current Week: Apr 19-25	37	30	30	20	1	118
Week 2: Apr 26-May 2	70	44	30	20	1	165
Week 3: May 3-9	80	82	30	0	1	193
40ft Dry						
	Carrier Availability Category Responses					Total
Current Week: Apr 19-25	51	30	0	-2	-6	73
Week 2: Apr 26-May 2	77	30	0	1	-16	92
Week 3: May 3-9	111	30	0	-8	-15	118
40ft High Cube						
	Carrier Availability Category Responses					Total
Current Week: Apr 19-25	74	48	37	2	0	161
Week 2: Apr 26-May 2	110	48	6	4	5	173
Week 3: May 3-9	158	48	1	-5	0	202
40ft Refrigerated						
	Carrier Availability Category Responses					Total
Current Week: Apr 19-25	0	0
Week 2: Apr 26-May 2	0	0
Week 3: May 3-9	0	0
20ft Refrigerated						
	Carrier Availability Category Responses					Total
Current Week: Apr 19-25	0
Week 2: Apr 26-May 2	0
Week 3: May 3-9	0

Note: "." denotes no response from carriers.




Columbus						
20ft Dry						
	Carrier Availability Category Responses					Total
Current Week: Apr 19-25	34	24	23	18	-1	98
Week 2: Apr 26-May 2	28	34	23	22	-8	99
Week 3: May 3-9	16	58	23	29	-6	120
40ft Dry						
	Carrier Availability Category Responses					Total
Current Week: Apr 19-25	98	30	20	18	-23	143
Week 2: Apr 26-May 2	136	30	20	28	-48	166
Week 3: May 3-9	192	30	20	40	-4	278
40ft High Cube						
	Carrier Availability Category Responses					Total
Current Week: Apr 19-25	121	50	32	30	6	239
Week 2: Apr 26-May 2	238	50	45	30	-8	355
Week 3: May 3-9	349	50	-58	30	-4	367
40ft Refrigerated						
	Carrier Availability Category Responses					Total
Current Week: Apr 19-25	0	0
Week 2: Apr 26-May 2	0	0
Week 3: May 3-9	0	0
20ft Refrigerated						
	Carrier Availability Category Responses					Total
Current Week: Apr 19-25	0
Week 2: Apr 26-May 2	0
Week 3: May 3-9	0

Note: "." denotes no response from carriers.




Dallas						
20ft Dry						
	Carrier Availability Category Responses					Total
Current Week: Apr 19-25	160	134	56	40	10	400
Week 2: Apr 26-May 2	126	215	56	32	10	439
Week 3: May 3-9	129	330	56	37	10	562
40ft Dry						
	Carrier Availability Category Responses					Total
Current Week: Apr 19-25	319	112	109	0	-86	454
Week 2: Apr 26-May 2	493	112	102	0	-115	592
Week 3: May 3-9	757	112	7	0	-32	844
40ft High Cube						
	Carrier Availability Category Responses					Total
Current Week: Apr 19-25	760	442	301	233	0	1,736
Week 2: Apr 26-May 2	1,171	442	354	212	0	2,179
Week 3: May 3-9	1,757	442	603	198	0	3,000
40ft Refrigerated						
	Carrier Availability Category Responses					Total
Current Week: Apr 19-25	15	0	.	.	.	15
Week 2: Apr 26-May 2	22	0	.	.	.	22
Week 3: May 3-9	30	0	.	.	.	30
20ft Refrigerated						
	Carrier Availability Category Responses					Total
Current Week: Apr 19-25	0
Week 2: Apr 26-May 2	0
Week 3: May 3-9	0

Note: "." denotes no response from carriers.




Denver						
20ft Dry						
	Carrier Availability Category Responses					Total
Current Week: Apr 19-25	38	21	10	0	-1	68
Week 2: Apr 26-May 2	44	21	10	5	-5	75
Week 3: May 3-9	55	21	16	0	-4	88
40ft Dry						
	Carrier Availability Category Responses					Total
Current Week: Apr 19-25	46	18	11	0	-1	74
Week 2: Apr 26-May 2	46	4	16	0	-2	64
Week 3: May 3-9	46	-10	15	0	0	51
40ft High Cube						
	Carrier Availability Category Responses					Total
Current Week: Apr 19-25	88	47	46	0	-1	180
Week 2: Apr 26-May 2	35	61	46	0	5	147
Week 3: May 3-9	32	66	46	0	5	149
40ft Refrigerated						
	Carrier Availability Category Responses					Total
Current Week: Apr 19-25	24	0	.	.	.	24
Week 2: Apr 26-May 2	24	0	.	.	.	24
Week 3: May 3-9	25	0	.	.	.	25
20ft Refrigerated						
	Carrier Availability Category Responses					Total
Current Week: Apr 19-25	0
Week 2: Apr 26-May 2	0
Week 3: May 3-9	0

Note: "." denotes no response from carriers.




Houston						
20ft Dry						
	Carrier Availability Category Responses					Total
Current Week: Apr 19-25	362	172	29	24	2	589
Week 2: Apr 26-May 2	362	269	38	-34	0	635
Week 3: May 3-9	362	347	58	-7	0	760
40ft Dry						
	Carrier Availability Category Responses					Total
Current Week: Apr 19-25	619	50	44	9	0	722
Week 2: Apr 26-May 2	746	50	49	-29	5	821
Week 3: May 3-9	851	50	78	-32	5	952
40ft High Cube						
	Carrier Availability Category Responses					Total
Current Week: Apr 19-25	1,182	647	79	8	0	1,916
Week 2: Apr 26-May 2	1,182	749	83	20	0	2,034
Week 3: May 3-9	1,182	867	89	-36	0	2,102
40ft Refrigerated						
	Carrier Availability Category Responses					Total
Current Week: Apr 19-25	33	2	0	.	.	35
Week 2: Apr 26-May 2	42	2	0	.	.	44
Week 3: May 3-9	49	2	0	.	.	51
20ft Refrigerated						
	Carrier Availability Category Responses					Total
Current Week: Apr 19-25	3	0	.	.	.	3
Week 2: Apr 26-May 2	3	0	.	.	.	3
Week 3: May 3-9	3	0	.	.	.	3

Note: "." denotes no response from carriers.




Kansas City						
20ft Dry						
	Carrier Availability Category Responses					Total
Current Week: Apr 19-25	181	56	44	4	0	285
Week 2: Apr 26-May 2	163	56	70	7	0	296
Week 3: May 3-9	200	56	73	4	-1	332
40ft Dry						
	Carrier Availability Category Responses					Total
Current Week: Apr 19-25	126	31	20	10	0	187
Week 2: Apr 26-May 2	126	52	-46	10	0	142
Week 3: May 3-9	126	81	-131	10	0	86
40ft High Cube						
	Carrier Availability Category Responses					Total
Current Week: Apr 19-25	288	148	34	10	-3	477
Week 2: Apr 26-May 2	288	175	52	10	1	526
Week 3: May 3-9	288	262	75	10	1	636
40ft Refrigerated						
	Carrier Availability Category Responses					Total
Current Week: Apr 19-25	65	31	0	.	.	96
Week 2: Apr 26-May 2	65	36	0	.	.	101
Week 3: May 3-9	65	41	0	.	.	106
20ft Refrigerated						
	Carrier Availability Category Responses					Total
Current Week: Apr 19-25	0
Week 2: Apr 26-May 2	0
Week 3: May 3-9	0

Note: "." denotes no response from carriers.




Los Angeles and Long Beach						
20ft Dry						
	Carrier Availability Category Responses					Total
Current Week: Apr 19-25	902	774	321	30	-414	1,613
Week 2: Apr 26-May 2	560	774	624	30	-729	1,259
Week 3: May 3-9	592	774	843	30	-1,165	1,074
40ft Dry						
	Carrier Availability Category Responses					Total
Current Week: Apr 19-25	2,344	523	499	60	-757	2,669
Week 2: Apr 26-May 2	2,344	672	874	60	-1,364	2,586
Week 3: May 3-9	2,344	683	1,228	60	-1,749	2,566
40ft High Cube						
	Carrier Availability Category Responses					Total
Current Week: Apr 19-25	8,572	2,149	1,121	200	-260	11,782
Week 2: Apr 26-May 2	8,572	2,089	2,167	200	-199	12,829
Week 3: May 3-9	8,572	2,013	3,244	200	745	14,774
40ft Refrigerated						
	Carrier Availability Category Responses					Total
Current Week: Apr 19-25	437	413	244	220	75	1,389
Week 2: Apr 26-May 2	455	648	186	285	75	1,649
Week 3: May 3-9	527	806	150	240	75	1,798
20ft Refrigerated						
	Carrier Availability Category Responses					Total
Current Week: Apr 19-25	21	10	.	.	.	31
Week 2: Apr 26-May 2	34	10	.	.	.	44
Week 3: May 3-9	42	10	.	.	.	52

Note: "." denotes no response from carriers.




Memphis						
20ft Dry						
	Carrier Availability Category Responses					Total
Current Week: Apr 19-25	242	221	72	10	-7	538
Week 2: Apr 26-May 2	242	301	70	20	10	643
Week 3: May 3-9	242	376	75	8	-10	691
40ft Dry						
	Carrier Availability Category Responses					Total
Current Week: Apr 19-25	334	218	68	0	-16	604
Week 2: Apr 26-May 2	562	218	77	0	-40	817
Week 3: May 3-9	864	218	105	0	-24	1,163
40ft High Cube						
	Carrier Availability Category Responses					Total
Current Week: Apr 19-25	752	454	66	35	-18	1,289
Week 2: Apr 26-May 2	752	782	102	50	67	1,753
Week 3: May 3-9	752	1,307	158	50	14	2,281
40ft Refrigerated						
	Carrier Availability Category Responses					Total
Current Week: Apr 19-25	0	-3	.	.	.	-3
Week 2: Apr 26-May 2	0	-2	.	.	.	-2
Week 3: May 3-9	0	-1	.	.	.	-1
20ft Refrigerated						
	Carrier Availability Category Responses					Total
Current Week: Apr 19-25	0
Week 2: Apr 26-May 2	0
Week 3: May 3-9	0

Note: "." denotes no response from carriers.




Minneapolis						
20ft Dry						
	Carrier Availability Category Responses					Total
Current Week: Apr 19-25	97	91	37	0	-26	199
Week 2: Apr 26-May 2	99	91	57	0	-53	194
Week 3: May 3-9	1	91	62	0	-35	119
40ft Dry						
	Carrier Availability Category Responses					Total
Current Week: Apr 19-25	272	82	57	10	-60	361
Week 2: Apr 26-May 2	272	135	94	5	-36	470
Week 3: May 3-9	272	183	52	0	-7	500
40ft High Cube						
	Carrier Availability Category Responses					Total
Current Week: Apr 19-25	160	155	104	10	-14	415
Week 2: Apr 26-May 2	160	204	155	10	-23	506
Week 3: May 3-9	160	168	185	5	-18	500
40ft Refrigerated						
	Carrier Availability Category Responses					Total
Current Week: Apr 19-25	0	0
Week 2: Apr 26-May 2	0	0
Week 3: May 3-9	0	0
20ft Refrigerated						
	Carrier Availability Category Responses					Total
Current Week: Apr 19-25	0
Week 2: Apr 26-May 2	0
Week 3: May 3-9	0

Note: "." denotes no response from carriers.




New Orleans						
20ft Dry						
	Carrier Availability Category Responses					Total
Current Week: Apr 19-25	99	75	5	0	0	179
Week 2: Apr 26-May 2	83	75	5	0	0	163
Week 3: May 3-9	75	75	4	0	0	154
40ft Dry						
	Carrier Availability Category Responses					Total
Current Week: Apr 19-25	106	22	6	3	0	137
Week 2: Apr 26-May 2	97	22	6	4	-3	126
Week 3: May 3-9	81	22	0	5	-2	106
40ft High Cube						
	Carrier Availability Category Responses					Total
Current Week: Apr 19-25	90	10	1	1	0	102
Week 2: Apr 26-May 2	90	13	-26	0	0	77
Week 3: May 3-9	90	18	-40	1	0	69
40ft Refrigerated						
	Carrier Availability Category Responses					Total
Current Week: Apr 19-25	6	0	.	.	.	6
Week 2: Apr 26-May 2	6	0	.	.	.	6
Week 3: May 3-9	7	0	.	.	.	7
20ft Refrigerated						
	Carrier Availability Category Responses					Total
Current Week: Apr 19-25	30	30
Week 2: Apr 26-May 2	30	30
Week 3: May 3-9	31	31

Note: "." denotes no response from carriers.




New York						
20ft Dry						
	Carrier Availability Category Responses					Total
Current Week: Apr 19-25	1,525	840	483	482	6	3,336
Week 2: Apr 26-May 2	1,463	840	630	774	6	3,713
Week 3: May 3-9	1,533	840	829	491	6	3,699
40ft Dry						
	Carrier Availability Category Responses					Total
Current Week: Apr 19-25	962	886	502	20	-56	2,314
Week 2: Apr 26-May 2	1,273	1,002	502	20	108	2,905
Week 3: May 3-9	1,532	1,216	502	20	45	3,315
40ft High Cube						
	Carrier Availability Category Responses					Total
Current Week: Apr 19-25	2,026	1,648	709	50	-314	4,119
Week 2: Apr 26-May 2	2,026	2,156	651	50	282	5,165
Week 3: May 3-9	2,026	2,819	675	50	127	5,697
40ft Refrigerated						
	Carrier Availability Category Responses					Total
Current Week: Apr 19-25	315	221	85	62	10	693
Week 2: Apr 26-May 2	453	303	95	107	10	968
Week 3: May 3-9	595	401	115	92	10	1,213
20ft Refrigerated						
	Carrier Availability Category Responses					Total
Current Week: Apr 19-25	14	5	.	.	.	19
Week 2: Apr 26-May 2	15	5	.	.	.	20
Week 3: May 3-9	17	5	.	.	.	22

Note: "." denotes no response from carriers.



Norfolk						
20ft Dry						
	Carrier Availability Category Responses					Total
Current Week: Apr 19-25	288	237	113	4	-6	636
Week 2: Apr 26-May 2	318	280	113	4	-57	658
Week 3: May 3-9	374	304	113	4	-4	791
40ft Dry						
	Carrier Availability Category Responses					Total
Current Week: Apr 19-25	507	214	20	-91	-124	526
Week 2: Apr 26-May 2	558	214	20	-91	-58	643
Week 3: May 3-9	604	214	20	-113	-44	681
40ft High Cube						
	Carrier Availability Category Responses					Total
Current Week: Apr 19-25	1,362	987	50	-20	-129	2,250
Week 2: Apr 26-May 2	1,362	1,140	50	87	-192	2,447
Week 3: May 3-9	1,362	1,253	50	51	-186	2,530
40ft Refrigerated						
	Carrier Availability Category Responses					Total
Current Week: Apr 19-25	151	82	25	10	1	269
Week 2: Apr 26-May 2	119	98	75	10	0	302
Week 3: May 3-9	80	125	75	10	3	293
20ft Refrigerated						
	Carrier Availability Category Responses					Total
Current Week: Apr 19-25	5	2	.	.	.	7
Week 2: Apr 26-May 2	5	2	.	.	.	7
Week 3: May 3-9	5	2	.	.	.	7


Note: "." denotes no response from carriers.



Oakland						
20ft Dry						
	Carrier Availability Category Responses					Total
Current Week: Apr 19-25	89	74	23	22	-420	-212
Week 2: Apr 26-May 2	45	120	23	21	-260	-51
Week 3: May 3-9	47	141	23	52	-306	-43
40ft Dry						
	Carrier Availability Category Responses					Total
Current Week: Apr 19-25	262	72	60	55	53	502
Week 2: Apr 26-May 2	276	72	64	34	15	461
Week 3: May 3-9	319	72	18	-47	0	362
40ft High Cube						
	Carrier Availability Category Responses					Total
Current Week: Apr 19-25	491	250	158	157	-384	672
Week 2: Apr 26-May 2	501	86	158	-53	-288	404
Week 3: May 3-9	517	0	158	-52	-573	50
40ft Refrigerated						
	Carrier Availability Category Responses					Total
Current Week: Apr 19-25	340	172	30	7	-68	481
Week 2: Apr 26-May 2	300	185	30	-56	9	468
Week 3: May 3-9	350	160	30	-75	4	469
20ft Refrigerated						
	Carrier Availability Category Responses					Total
Current Week: Apr 19-25	20	9	.	.	.	29
Week 2: Apr 26-May 2	20	14	.	.	.	34
Week 3: May 3-9	20	18	.	.	.	38


Note: "." denotes no response from carriers.

Note : Reefer container availability data for Mitsui OSK Line available through San Francisco instead of Oakland.




Savannah						
20ft Dry						
	Carrier Availability Category Responses					Total
Current Week: Apr 19-25	393	277	250	153	20	1,093
Week 2: Apr 26-May 2	289	277	415	88	20	1,089
Week 3: May 3-9	210	277	402	211	20	1,120
40ft Dry						
	Carrier Availability Category Responses					Total
Current Week: Apr 19-25	708	363	293	100	-192	1,272
Week 2: Apr 26-May 2	708	472	590	100	-327	1,543
Week 3: May 3-9	708	637	478	100	-81	1,842
40ft High Cube						
	Carrier Availability Category Responses					Total
Current Week: Apr 19-25	2,582	872	701	80	6	4,241
Week 2: Apr 26-May 2	2,582	1,117	1,348	80	286	5,413
Week 3: May 3-9	2,582	1,440	630	80	463	5,195
40ft Refrigerated						
	Carrier Availability Category Responses					Total
Current Week: Apr 19-25	129	95	60	10	6	300
Week 2: Apr 26-May 2	149	79	60	10	16	314
Week 3: May 3-9	168	78	30	10	18	304
20ft Refrigerated						
	Carrier Availability Category Responses					Total
Current Week: Apr 19-25	17	1	.	.	.	18
Week 2: Apr 26-May 2	19	1	.	.	.	20
Week 3: May 3-9	21	1	.	.	.	22

Note: "." denotes no response from carriers.



Seattle						
20ft Dry						
	Carrier Availability Category Responses					Total
Current Week: Apr 19-25	148	123	10	2	.	283
Week 2: Apr 26-May 2	148	160	11	19	.	338
Week 3: May 3-9	148	237	0	-14	.	371
40ft Dry						
	Carrier Availability Category Responses					Total
Current Week: Apr 19-25	81	68	52	7	.	208
Week 2: Apr 26-May 2	58	82	52	28	.	220
Week 3: May 3-9	49	-60	52	35	.	76
40ft High Cube						
	Carrier Availability Category Responses					Total
Current Week: Apr 19-25	41	30	-35	-82	.	-46
Week 2: Apr 26-May 2	50	30	-32	-58	.	-10
Week 3: May 3-9	42	30	-33	-711	.	-672
40ft Refrigerated						
	Carrier Availability Category Responses					Total
Current Week: Apr 19-25	537	74	45	-10	.	646
Week 2: Apr 26-May 2	593	74	45	-7	.	705
Week 3: May 3-9	741	74	45	-96	.	764
20ft Refrigerated						
	Carrier Availability Category Responses					Total
Current Week: Apr 19-25	4	2	.	.	.	6
Week 2: Apr 26-May 2	4	7	.	.	.	11
Week 3: May 3-9	4	11	.	.	.	15

Note: "." denotes no response from carriers.



Tacoma						
20ft Dry						
	Carrier Availability Category Responses					Total
Current Week: Apr 19-25	53	35	25	-408	.	-295
Week 2: Apr 26-May 2	53	3	64	-495	.	-375
Week 3: May 3-9	53	14	66	-366	.	-233
40ft Dry						
	Carrier Availability Category Responses					Total
Current Week: Apr 19-25	67	34	11	-327	.	-215
Week 2: Apr 26-May 2	67	28	14	-288	.	-179
Week 3: May 3-9	67	12	25	-259	.	-155
40ft High Cube						
	Carrier Availability Category Responses					Total
Current Week: Apr 19-25	252	118	45	-1,043	.	-628
Week 2: Apr 26-May 2	252	69	75	-979	.	-583
Week 3: May 3-9	252	2	85	-1,033	.	-694
40ft Refrigerated						
	Carrier Availability Category Responses					Total
Current Week: Apr 19-25	121	50	0	-275	.	-104
Week 2: Apr 26-May 2	161	58	0	1	.	220
Week 3: May 3-9	172	50	0	2	.	224
20ft Refrigerated						
	Carrier Availability Category Responses					Total
Current Week: Apr 19-25	0	0
Week 2: Apr 26-May 2	0	0
Week 3: May 3-9	0	0


Note: "." denotes no response from carriers.



Understanding this Report

The weekly Ocean Shipping Container Availability Report (OCSAR) provides a snapshot of container availability for westbound transpacific trade lanes at select intermodal locations around the country. The data presented in this report are gathered from 5 ocean carriers including COSCO Shipping, Evergreen, Yang Ming Transport Corporation, OOCL, and Mitsui OSK Line.

- The data are estimates of container availability per week by the participating carriers. The carriers determine container availability by comparing current supplies at each of the 18 intermodal locations with the demand for these containers based on up-to-date bookings or reservation information in the westbound transpacific trade lane.
- Each week, participating carriers report the estimated number of containers available for the current week (W1) as well as estimates for the subsequent 2 weeks (W2 and W3).
- Maps on pages 2–4 offer a national overview of weekly container availability. The weekly national data are derived from the sum of the individual carrier responses at each intermodal location.
- Individual carrier responses are presented by location on pages 6–23 and have been sorted from largest to smallest. To maintain carrier confidentiality, specific carrier identification is not provided.
- Carrier responses showing negative numbers, such as -29, should be interpreted as meaning that 29 containers are needed by shippers but the carrier is not able to supply them. A positive number, such as 64, would mean 64 containers are available that are not demanded. An indication of 0 means the carriers have the exact amount of containers needed based on current supply and demand estimates.
- Availability levels are subject to change, and may be affected by delays in return of equipment to carriers by shippers or consignees, and by free time restrictions imposed by railroads. Due to the dynamic nature of the container industry, carriers cannot be held responsible for the level of availability at the time of inquiry.
- Data presented in the report do not imply availability of chassis.
- Container availability estimates represent availability for all export cargo, not just agricultural products.
- USDA collects these data on a voluntary basis and cannot be held responsible for the status of container availability when a reader makes inquiry with an ocean carrier. USDA relies on the participating ocean carriers to ensure the data is accurate.
- Terminology:
 - 20ft Dry Container (20ft): A standard shipping container that is 20 feet long.
 - 40ft Dry Container (40ft): A standard shipping container that is 40 feet long.
 - 40ft High-Cube (HC): A shipping container which is 40 feet long and 9 feet, 6 inches tall (1 foot taller than a standard 40ft dry container).
 - 40ft reefer: A refrigerated shipping container which is 40 feet long.
 - 20ft reefer: A refrigerated shipping container which is 20 feet long.
 - Chassis: A wheeled frame to which a shipping container can be locked for storage or movement. (Plural chassis)



In accordance with Federal civil rights law and U.S. Department of Agriculture (USDA) civil rights regulations and policies, the USDA, its Agencies, offices, and employees, and institutions participating in or administering USDA programs are prohibited from discriminating based on race, color, national origin, religion, sex, gender identity (including gender expression), sexual orientation, disability, age, marital status, family/parental status, income derived from a public assistance program, political beliefs, or reprisal or retaliation for prior civil rights activity, in any program or activity conducted or funded by USDA (not all bases apply to all programs). Remedies and complaint filing deadlines vary by program or incident.

Persons with disabilities who require alternative means of communication for program information (e.g., Braille, large print, audiotape, American Sign Language, etc.) should contact the responsible Agency or USDA's TARGET Center at (202) 720-2600 (voice and TTY) or contact USDA through the Federal Relay Service at (800) 877-8339. Additionally, program information may be made available in languages other than English.

To file a program discrimination complaint, complete the USDA Program Discrimination Complaint Form, AD-3027, found online at http://www.ascr.usda.gov/complaint_filing_cust.html and at any USDA office or write a letter addressed to USDA and provide in the letter all of the information requested in the form. To request a copy of the complaint form, call (866) 632-9992. Submit your completed form or letter to USDA by:

(1) mail: U.S. Department of Agriculture

Office of the Assistant Secretary for Civil Rights

1400 Independence Avenue, SW

Washington, D.C. 20250-9410;

(2) fax: (202) 690-7442; or

(3) email: program.intake@usda.gov.

USDA is an equal opportunity provider, employer, and lender.

Preferred citation:

U.S. Dept. of Agriculture, Agricultural Marketing Service. Ocean Shipping Container Availability Report. April 19, 2017. Web. <http://dx.doi.org/10.9752/TS057.4-19-2017>