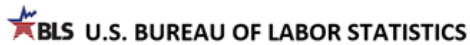


ALABAMA DEPARTMENT OF LABOR
LABOR MARKET INFORMATION DIVISION
OES UNIT
649 MONROE ST RM 4427
MONTGOMERY AL 36131-2280

**OFFICIAL GOVERNMENT
CORRESPONDENCE**

FIRST-CLASS
U.S. POSTAGE PAID
BUREAU OF LABOR STATISTICS
PERMIT NO. 68
16625

Information about reporting data inside



COLORADO DEPARTMENT OF LABOR & EMPLOYMENT
LMI – OCCUPATIONAL EMPLOYMENT STATISTICS
CDLE – LABOR MARKET INFORMATION DIVISION
633 17TH ST STE 600
DENVER CO 80202-2107

Information about
reporting data inside

FIRST-CLASS
U.S. POSTAGE PAID
BUREAU OF LABOR STATISTICS
PERMIT NO. 68
16625

OFFICIAL GOVERNMENT CORRESPONDENCE



U.S. Department of Labor

ALABAMA DEPARTMENT OF LABOR
LABOR MARKET INFORMATION DIVISION
OES UNIT
649 MONROE ST RM 4427
MONTGOMERY AL 36131-2280

Information about
reporting data inside

FIRST-CLASS
U.S. POSTAGE PAID
BUREAU OF LABOR STATISTICS
PERMIT NO. 68
16625

OFFICIAL GOVERNMENT CORRESPONDENCE





U.S. Department of Labor

COLORADO DEPARTMENT OF LABOR & EMPLOYMENT
LMI – OCCUPATIONAL EMPLOYMENT STATISTICS
CDLE – LABOR MARKET INFORMATION DIVISION
633 17TH ST STE 600
DENVER CO 80202-2107

**OFFICIAL GOVERNMENT
CORRESPONDENCE**

FIRST-CLASS
U.S. POSTAGE PAID
BUREAU OF LABOR STATISTICS
PERMIT NO. 68
16625

Information about reporting data inside

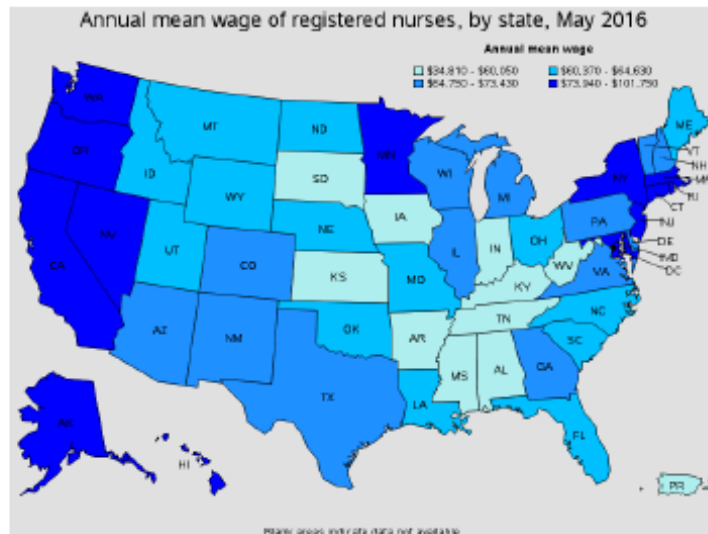


Occupational Employment Statistics

Why should you participate in the Occupational Employment Statistics (OES) report?

- A majority of respondents take **30 minutes or less** to complete the report!
- You are providing vital wage and employment information that helps job-seekers and students!
- You can use OES data to help identify employment demands in your industry!
- Your survey responses will be kept completely **confidential!**
- Without your help, it wouldn't be possible to collect this valuable information!

Using OES data, you can see wage and employment data in all 50 states, the District of Columbia, Puerto Rico, Guam, and the Virgin Islands.



Occupations with the largest employment in the general medical and surgical hospitals industry, May 2016	
Occupation	Employment
Registered Nurses	1,649,480
Nursing Assistants	354,450
Medical Secretaries	138,950
Radiologic Technologists	117,060
Medical and Health Services Managers	114,300
Maids and Housekeeping Cleaners	102,560
Physicians and Surgeons, All Other	98,500
Respiratory Therapists	95,180
Medical and Clinical Laboratory Technologists	93,350
Licensed Practical and Licensed Vocational Nurses	93,050

Go to our website to find this data for other occupations or for specific states!

Source: U.S. Bureau of Labor Statistics, Occupational Employment Statistics program

To find more OES data, please visit:
www.bls.gov/oes/tables.htm

Why should you participate in the OES report?

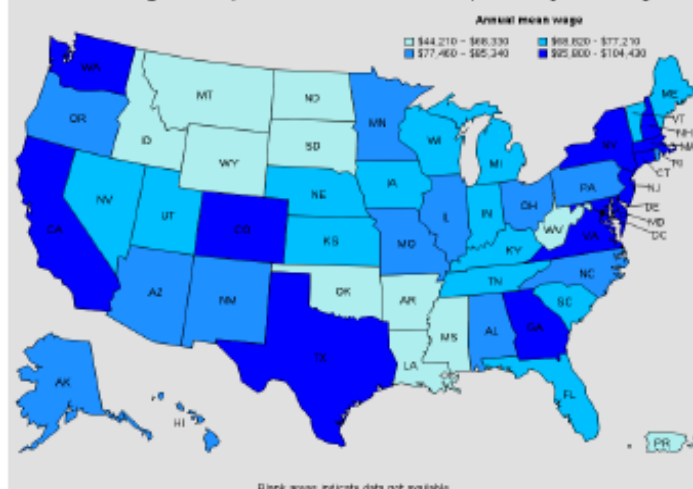
Your valuable information helps students and job seekers across the country!

A majority of our respondents take 30 minutes or less to complete the survey!

To view more of the data we produce visit:

www.bls.gov/oes/tables.htm

Annual mean wage of computer and mathematical occupations, by state, May 2016



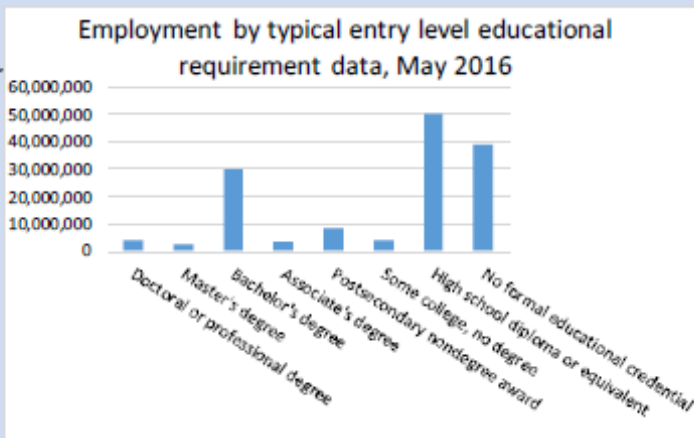
Your information is **VITAL** to producing accurate and reliable employment and wage estimates. We wouldn't be able to provide this type of information without the assistance from businesses like yours!!!



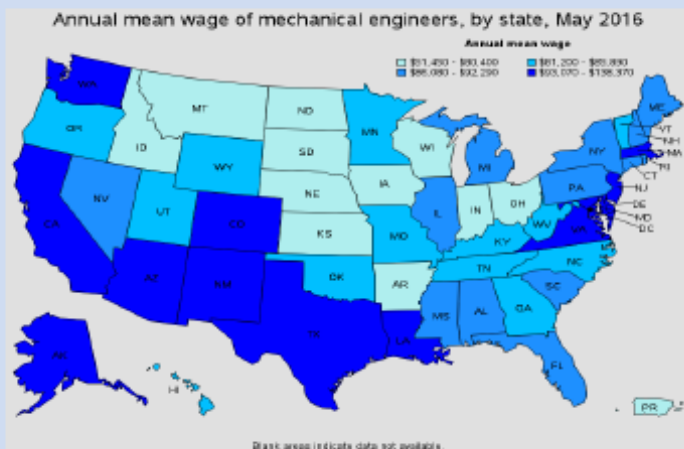
By spending approximately **30 minutes** completing the report, you are providing valuable information to the American worker!

SO WHY SHOULD YOU PARTICIPATE IN THE OES REPORT???

Help Students and Job Seekers — Your participation provides reliable and accurate wage and employment data.



Wage and Employment data for over 800 occupations — Without your help, we wouldn't be able to calculate this important data!



To learn more about the OES program and see all of the wage and employment data available, please visit:

www.bls.gov/oes/home.htm