

I-90 Application Overview: Page One



Application to Replace Permanent Resident Card

I-90

The application (I-90) is used to replace or renew a Permanent Resident Card (formerly known as the Alien Registration Card or referred to as the Green Card).

Submit this application if your Green Card:

- Has expired
- Will expire
- Was lost, stolen, or destroyed

A Green Card is proof of your permanent resident status in the United States. It also serves as a valid identification document and proof that you are authorized to live and work permanently in the United States.

Before you start your application

Eligibility

You may be eligible to apply to replace your Green Card if you are a:

- Lawful permanent resident
- Permanent resident in commuter status
- Conditional permanent resident whose current Green Card will not expire in the next 90 days

If you are a conditional permanent resident and your Green Card has expired or will expire in the next 90 days, you will need to file a Petition to Remove Conditions on Residence (I-751) to remove the conditions on your card.

Fee

We will automatically calculate the cost for you when you submit your application.

I-90 Application Overview: Page Two

USCIS - Application to Re x

Secure | <https://qa-my.uscis.dhs.gov/apply/renew-replace-green-card/start-application>

Official website of the Department of Homeland Security

My Account (Sign Out) Help Go to uscis.gov



U.S. Citizenship
and Immigration
Services

Application to Replace Permanent Resident
Card (I-90)

Account

Explore

Resources



Completing your form online



Complete the Getting Started section first

You should answer all questions in the Getting Started section first so we can best customize the rest of your online form experience.



Provide as many responses as you can

You should provide as many responses as you can. Incomplete fields or sections and missing information can slow down the process after you submit your form.



We will automatically save your responses

We will automatically save your information when you select next to go to a new page or navigate to another section of the form. We will save your information for 30 days from today, or from the last time you worked on the form.



How to continue filling out your form

After you start your form, you can sign in to your account to continue where you left off.

U.S. Privacy Act Statement

AUTHORITIES: The information requested on this application, and the associated evidence, is collected under the Immigration and Nationality Act, section 101.

PURPOSE: The primary purpose for providing the requested information on this application is to determine if you have established eligibility for the immigration benefit for which you are filing. DHS will use the information you provide to grant or deny the immigration benefit you are seeking.



DISCLOSURE: The information you provide is voluntary. However, failure to provide the requested information, and any requested evidence, may delay a final decision in your case or result in denial of your request for a Permanent Resident Card.

Getting Started: Preparer and interpreter information

USCIS - Application to Re x

Secure | <https://qa-my.uscis.dhs.gov/apply/renew-replace-green-card/106026/preparer-and-interpreter-information>

Official website of the Department of Homeland Security My Account (Sign Out) Help [Go to uscis.gov](#)

 U.S. Citizenship and Immigration Services Account Explore Resources 

Application to Replace Permanent Resident Card (I-90)

Getting Started About You Your Request Evidence Review and Submit

Preparer and interpreter information Preparer information Interpreter information Your name Your contact information Additional information

Is someone assisting you with completing this application?

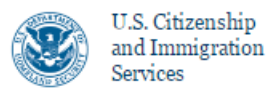
Yes
 No

Is a preparer assisting you with completing this application?

A preparer is anyone who completes or helps you complete all or part of your application using information and answers that you provide.

Yes
 No

Getting Started: Preparer information



What is your preparer's full name?

Given name (first name)

Family name (last name)

What is your preparer's business or organization name?

My preparer is not part of a business or organization.

What is your preparer's mailing address?

Country

Getting Started: Interpreter information



Getting Started

[About You](#)

[Your Request](#)

[Evidence](#)

[Review and Submit](#)

[Preparer and interpreter
information](#)

[Preparer information](#)

[Interpreter information](#)

[Your name](#)

[Your contact information](#)

[Additional information](#)

What is your interpreter's full name?

Given name (first name)

Family name (last name)

What is your interpreter's business or
organization name?

My interpreter is not part of a business or organization.

What is your interpreter's mailing address?

Country

Getting Started: Your name



U.S. Citizenship
and Immigration
Services

Application to Replace Permanent Resident
Card (I-90)

[Account](#)

[Explore](#)

[Resources](#)



Getting Started

[About You](#)

[Your Request](#)

[Evidence](#)

[Review and Submit](#)

[Preparer and Interpreter
Information](#)

[Preparer Information](#)

[Interpreter Information](#)

[Your name](#)

[Your contact information](#)

[Additional Information](#)

What is your current legal name?

Your current legal name is the name on your birth certificate, unless it changed after birth by a legal action such as marriage or court order. Do not provide any nicknames here. This is the name we will print on your card.

Given name (first name)

Middle name (if applicable)

Family name (last name)

Has your name legally changed since you received your Permanent Resident Card?

Yes

Getting Started: Your name - Alert



U.S. Citizenship and Immigration Services

Application to Replace Permanent Resident Card (I-90)

Account

Explore

Resources



Getting Started

About You

Your Request

Evidence

Review and Submit

Preparer and Interpreter Information

Preparer Information

Interpreter Information

Your name

Your contact information

Additional Information

What is your current legal name?

Your current legal name is the name on your birth certificate, unless it changed after birth by a legal action such as marriage or court order. Do not provide any nicknames here. This is the name we will print on your card.

Given name (first name)

✖ You must provide a response.

Middle name (if applicable)

Family name (last name)

✖ You must provide a response.

Has your name legally changed since you received your Permanent Resident Card?

Getting Started: Your contact information

USCIS - Application to Re x

Secure | https://qa-my.uscis.dhs.gov/apply/renew-replace-green-card/106026/your-contact-information

Official website of the Department of Homeland Security

My Account (Sign Out) Help Go to uscis.gov

U.S. Citizenship and Immigration Services

Application to Replace Permanent Resident Card (I-90)

Account Explore Resources

Getting Started About You Your Request Evidence Review and Submit

Preparer and Interpreter Information Preparer Information Interpreter Information Your name **Your contact information** Additional Information

How can we contact you?

Mobile phone number

Daytime phone number

This is the same as my mobile phone number.

Email address

What is your current mailing address?

We will use your current mailing address to contact you throughout the application process. We may not be able to contact you if you do not provide a complete and valid address. Provide a U.S. address only. USCIS will not mail your Green Card to a foreign address.

In care of name (if any)


Country

Getting Started: Your contact information - Alert


USCIS - Application to Re ✕

Secure | <https://qa-my.uscis.dhs.gov/apply/renew-replace-green-card/106026/your-contact-information>

Official website of the Department of Homeland Security My Account (Sign Out) Help Go to uscis.gov

 U.S. Citizenship and Immigration Services

Application to Replace Permanent Resident Card (I-90)

Account Explore Resources 

Getting Started About You Your Request Evidence Review and Submit

Preparer and Interpreter Information Preparer Information Interpreter Information Your name **Your contact information** Additional Information

How can we contact you?

Mobile phone number

Daytime phone number

This is the same as my mobile phone number.

Email address

What is your current mailing address?

We will use your current mailing address to contact you throughout the application process. We may not be able to contact you if you do not provide a complete and valid address. Provide a U.S. address only. USCIS will not mail your Green Card to a foreign address.

In care of name (if any)

Country

Getting Started: Additional information



U.S. Citizenship
and Immigration
Services

Application to Replace Permanent Resident
Card (I-90)

Account

Explore

Resources



Getting Started

About You

Your Request

Evidence

Review and Submit

Preparer and interpreter
information

Preparer information

Interpreter information

Your name

Your contact information

Additional information

What is your date of birth?

MM/DD/YYYY

What is your A-Number?

Your A-Number is located on your Permanent Resident Card (formerly known as the Alien Registration Card or referred to as the Green Card), and consists of a 7, 8, or 9-digit number.

The A-Number may be located on the front or back of the card, depending on when the card was issued.

Where to find your A-Number



Getting Started: Additional information - Alert

USCIS - Application to Re... x

Secure | <https://qa-my.uscis.dhs.gov/apply/renew-replace-green-card/106026/additional-information>

Official website of the Department of Homeland Security

My Account (Sign Out) Help Go to uscis.gov



U.S. Citizenship
and Immigration
Services

Application to Replace Permanent Resident
Card (I-90)

Account

Explore

Resources



Getting Started

About You

Your Request

Evidence

Review and Submit

Preparer and Interpreter
Information

Preparer Information

Interpreter Information

Your name

Your contact information

Additional Information

What is your date of birth?

MM/DD/YYYY

✖ You must provide a response.

i This account has already been verified with
a different date of birth

If you need to apply for a benefit with the date of birth you
entered, you should sign out of this account and create a new
account at myaccount.uscis.dhs.gov

What is your A-Number?

Your A-Number is located on your Permanent Resident Card
(formerly known as the Alien Registration Card or referred to as the
Green Card), and consists of a 7, 8, or 9-digit number.

The A-Number may be located on the front or back of the card,
depending on when the card was issued.

Where to find your A-Number




About You: Where you were born: Place of birth


USCIS - Application to Re ✕

Secure | <https://qa-my.uscis.dhs.gov/apply/renew-replace-green-card/106026/where-you-were-born>

Official website of the Department of Homeland Security My Account (Sign Out) Help Go to uscis.gov

 U.S. Citizenship and Immigration Services

Application to Replace Permanent Resident Card (I-90)

[Account](#) [Explore](#) [Resources](#) 

[Getting Started](#) **About You** [Your Request](#) [Evidence](#) [Review and Submit](#)

Where you were born [Your immigration information](#) [Describe yourself](#)

What is your country of birth?

What is your city, town, or village of birth?

[Next](#)

About You: Where you were born: Place of birth - Alert



U.S. Citizenship
and Immigration
Services

Application to Replace Permanent Resident
Card (I-90)

[Account](#)

[Explore](#)

[Resources](#)



[Getting Started](#)

About You

[Your Request](#)

[Evidence](#)

[Review and Submit](#)

Where you were born

Your immigration
information

Describe yourself

What is your country of birth?

x You must provide a response.

What is your city, town, or village of birth?

About You: Where you were born: Mother's and father's names



U.S. Citizenship
and Immigration
Services

Application to Replace Permanent Resident
Card (I-90)

[Account](#)

[Explore](#)

[Resources](#)



[Getting Started](#)

About You

[Your Request](#)

[Evidence](#)

[Review and Submit](#)

Where you were born

Your immigration
information

Describe yourself

What is your mother's first name?

What is your father's first name?

Next

About You: Your immigration information: Class of admission



U.S. Citizenship
and Immigration
Services

Application to Replace Permanent Resident
Card (I-90)

Account

Explore

Resources



Getting Started

About You

Your Request

Evidence

Review and Submit

Where you were born

Your immigration
information

Describe yourself

What is your class of admission?

Your class of admission is the 3-digit code for the immigrant category under which you were granted permanent resident status.

This code can be found on your Permanent Resident Card and usually consists of 1 or 2 letters followed by a number.

Where to find your code




About You: Your immigration information: Class of admission - Alert


USCIS - Application to Re ✕

Secure | <https://qa-my.uscis.dhs.gov/apply/renew-replace-green-card/106026/your-immigration-information>

Official website of the Department of Homeland Security My Account (Sign Out) Help Go to uscis.gov

 U.S. Citizenship and Immigration Services

Application to Replace Permanent Resident Card (I-90)

Account Explore Resources 

Getting Started **About You** Your Request Evidence Review and Submit

Where you were born **Your immigration information** Describe yourself

What is your class of admission?

Your class of admission is the 3-digit code for the immigrant category under which you were granted permanent resident status.

This code can be found on your Permanent Resident Card and usually consists of 1 or 2 letters followed by a number.

Where to find your code



About You: Your immigration information: U.S. entry



U.S. Citizenship
and Immigration
Services

Application to Replace Permanent Resident
Card (I-90)

Account

Explore

Resources



Getting Started

About You

Your Request

Evidence

Review and Submit

Where you were born

**Your immigration
information**

Describe yourself

Did you enter the United States with an
immigrant visa?

Immigrant visas are processed and issued by the U.S. Consulate in a foreign country. If you received your Green Card by applying for permanent resident status after you entered the United States, then you did not enter with an immigrant visa.

Yes

No

What was the port-of-entry that you used to

About You: Your immigration information: Removal, abandonment



U.S. Citizenship
and Immigration
Services

Application to Replace Permanent Resident
Card (I-90)

Account

Explore

Resources



Getting Started

About You

Your Request

Evidence

Review and Submit

Where you were born

**Your immigration
information**

Describe yourself

Have you ever been placed in exclusion, deportation, or removal proceedings or been ordered removed from the United States?

Yes

No

Provide an explanation.

About You: Your immigration information: Removal, abandonment - Alert



U.S. Citizenship and Immigration Services

Application to Replace Permanent Resident Card (I-90)

[Account](#)

[Explore](#)

[Resources](#)



[Getting Started](#)

About You

[Your Request](#)

[Evidence](#)

[Review and Submit](#)

[Where you were born](#)

Your immigration information

[Describe yourself](#)

Have you ever been placed in exclusion, deportation, or removal proceedings or been ordered removed from the United States?

- Yes
- No

Provide an explanation.

About You: Describe yourself



U.S. Citizenship
and Immigration
Services

Application to Replace Permanent Resident
Card (I-90)

[Account](#)

[Explore](#)

[Resources](#)



[Getting Started](#)

[About You](#)

[Your Request](#)

[Evidence](#)

[Review and Submit](#)

[Where you were born](#)

[Your Immigration
Information](#)

[Describe yourself](#)

We require you to complete the categories below to conduct background checks. Providing this information as part of your application may reduce the time you spend at your biometrics services appointment.

What is your gender?

- Female
- Male

What is your ethnicity?

Hispanic or Latino refers to a person of Cuban, Mexican, Puerto Rican, South or Central American, or other Spanish culture or origin, regardless of race.

- Hispanic or Latino
- Not Hispanic or Latino

About You: Describe yourself - Alert



U.S. Citizenship and Immigration Services

Application to Replace Permanent Resident Card (I-90)

Account Explore Resources

Getting Started **About You** Your Request Evidence Review and Submit

Where you were born Your Immigration Information **Describe yourself**

We require you to complete the categories below to conduct background checks. Providing this information as part of your application may reduce the time you spend at your biometrics services appointment.

What is your gender?

- Female
- Male

x You must provide a response.

What is your ethnicity?

Hispanic or Latino refers to a person of Cuban, Mexican, Puerto Rican, South or Central American, or other Spanish culture or origin, regardless of race.

- Hispanic or Latino
- Not Hispanic or Latino

x You must provide a response.

What is your race?

Your Request: Reason for new card: Your status



What is your current immigration status?

- Lawful permanent resident
- Permanent resident in commuter status
- Conditional permanent resident

[Next](#)

[Back](#)

Your Request: Reason for new card: Your status - Alert



U.S. Citizenship
and Immigration
Services

Application to Replace Permanent Resident
Card (I-90)

[Account](#)

[Explore](#)

[Resources](#)



[Getting Started](#)

[About You](#)

Your Request

[Evidence](#)

[Review and Submit](#)

Reason for new card

[Requests for
accommodations](#)

What is your current immigration status?

- Lawful permanent resident
- Permanent resident in commuter status
- Conditional permanent resident

x You must provide a response.

[Next](#)

[Back](#)

Your Request: Reason for new card: Reason for application



U.S. Citizenship
and Immigration
Services

Application to Replace Permanent Resident
Card (I-90)

Account

Explore

Resources



Getting Started

About You

Your Request

Evidence

Review and Submit

Reason for new card

Requests for
accommodations

Why are you applying to replace your Permanent Resident Card?

- My card has been lost, stolen, or destroyed
- DHS issued my card but I never received it
- My card has been mutilated or partially destroyed
- My card is incorrect because of a Department of Homeland Security (DHS) error
- My name or other biographic information has legally changed
- My card has expired or will expire within 6 months
- I am 14 years old and my current card will expire AFTER my 16th birthday

Your Request: Reason for new card: Reason for application - Alert



Why are you applying to replace your Permanent Resident Card?

- My card has been lost, stolen, or destroyed
- DHS issued my card but I never received it
- My card has been mutilated or partially destroyed
- My card is incorrect because of a Department of Homeland Security (DHS) error
- My name or other biographic information has legally changed
- My card has expired or will expire within 6 months
- I am 14 years old and my current card will expire AFTER my 16th birthday


Your Request: Reason for new card: Reason for application (conditional)

USCIS - Application to Re x

Secure | <https://qa-my.uscis.dhs.gov/apply/renew-replace-green-card/106026/reason-for-new-card>

Official website of the Department of Homeland Security

My Account (Sign Out) Help Go to uscis.gov

 U.S. Citizenship and Immigration Services

Application to Replace Permanent Resident Card (I-90)

Account Explore Resources

Getting Started About You **Your Request** Evidence Review and Submit

Reason for new card Requests for accommodations

Why are you applying to replace your Permanent Resident Card?

- My card has been lost, stolen, or destroyed
- DHS issued my card but I never received it
- My card has been mutilated or partially destroyed
- My current card is incorrect because of a Department of Homeland Security (DHS) error
- My name or other biographic information has legally changed

Next


Your Request: Reason for new card: Reason for application (conditional) - Alert

USCIS - Application to Re x

Secure | <https://qa-my.uscis.dhs.gov/apply/renew-replace-green-card/106026/reason-for-new-card>

Official website of the Department of Homeland Security

My Account (Sign Out) Help Go to uscis.gov

 U.S. Citizenship and Immigration Services

Application to Replace Permanent Resident Card (I-90)

Account Explore Resources

Getting Started About You **Your Request** Evidence Review and Submit

Reason for new card Requests for accommodations

Why are you applying to replace your Permanent Resident Card?

- My card has been lost, stolen, or destroyed
- DHS issued my card but I never received it
- My card has been mutilated or partially destroyed
- My current card is incorrect because of a Department of Homeland Security (DHS) error
- My name or other biographic information has legally changed

x You must provide a response.

Your Request: Reason for new card: Request for accommodations



Are you requesting an accommodation because of your disabilities and/or impairments?

We will make every effort to make reasonable accommodations for applicants with disabilities.

- If you use a wheelchair, we will make sure you can be fingerprinted, interviewed, and sworn in at a location that is wheelchair accessible. All domestic USCIS facilities meet the Accessibility Guidelines of the Americans with Disabilities Act.*
- If you are unable to travel to a designated USCIS location for an interview, USCIS may visit you at your home or a hospital to conduct the interview.*
- If you use a service animal such as a guide dog, your animal may come with you to your interview or any other immigration benefit-related appointment.*
- If you are blind or have low vision, USCIS may permit you to take a test orally rather than in writing.*
- If you are hearing impaired, the officer conducting your interview will speak loudly and slowly, or we will work with you to arrange for a sign language interpreter. If you require a sign language interpreter at your interview, or any other immigration benefit-related appointment, please indicate that here.*

Yes

No

Your Request: Reason for new card: Request for accommodations - Alert

USCIS - Application to Re x

Secure | <https://qa-my.uscis.dhs.gov/apply/renew-replace-green-card/106026/requests-for-accommodations>

Official website of the Department of Homeland Security My Account (Sign Out) Help Go to uscis.gov

U.S. Citizenship and Immigration Services Application to Replace Permanent Resident Card (I-90) Account Explore Resources

Getting Started About You **Your Request** Evidence Review and Submit

Reason for new card **Requests for accommodations**

Are you requesting an accommodation because of your disabilities and/or impairments?

We will make every effort to make reasonable accommodations for applicants with disabilities.

- If you use a wheelchair, we will make sure you can be fingerprinted, interviewed, and sworn in at a location that is wheelchair accessible. All domestic USCIS facilities meet the Accessibility Guidelines of the Americans with Disabilities Act.*
- If you are unable to travel to a designated USCIS location for an interview, USCIS may visit you at your home or a hospital to conduct the interview.*
- If you use a service animal such as a guide dog, your animal may come with you to your interview or any other immigration benefit-related appointment.*
- If you are blind or have low vision, USCIS may permit you to take a test orally rather than in writing.*
- If you are hearing impaired, the officer conducting your interview will speak loudly and slowly, or we will work with you to arrange for a sign language interpreter. If you require a sign language interpreter at your interview, or any other immigration benefit-related appointment, please indicate that [here](#).*

Yes

No

Evidence: Evidence of employment uploader



Evidence to support your application

As part of applying for a replacement Permanent Resident Card, you will need to provide evidence to support your application. These documents help us evaluate your application and verify your answers.

You are required to provide several documents as part of submitting your application. You may also need to provide additional evidence, depending on how you answered some questions.

Do not send original documents to USCIS in the mail. Provide legible copies of your documents unless USCIS later requests original documents.

Evidence of employment

Upload evidence of your employment that is dated within the last 6 months. Some examples include:

Evidence: Your permanent resident card, Your photo identification uploaders

USCIS - Application to Re x

Secure | <https://qa-my.uscis.dhs.gov/apply/renew-replace-green-card/106026/evidence-to-support-your-application>

Official website of the Department of Homeland Security

My Account (Sign Out) Help Go to uscis.gov

U.S. Citizenship and Immigration Services

Application to Replace Permanent Resident Card (I-90)

Account Explore Resources

Getting Started About You Your Request **Evidence** Review and Submit

Evidence to support your application

As part of applying for a replacement Permanent Resident Card, you will need to provide evidence to support your application. These documents help us evaluate your application and verify your answers.

You are required to provide several documents as part of submitting your application. You may also need to provide additional evidence, depending on how you answered some questions.


Do not send original documents to USCIS in the mail. Provide legible copies of your documents unless USCIS later requests original documents.

Your Permanent Resident Card

Upload an image of both sides of your Permanent Resident Card (formerly known as the Alien Registration Card or Green Card).

Make sure all text is clear and readable.

If your card was lost, stolen, destroyed, or damaged, and you are unable to upload a copy of it, you can upload a copy of another government-issued form of identification in the next section.



Drag files here or [choose a file](#)
Maximum size: 6MB per file
Accepted formats: JPG, JPEG, PDF, TIF, or TIFF

Evidence: Evidence of permanent resident card, Evidence of entry with immigrant visa

Evidence of your Permanent Resident Card

Upload an image of the approval notice that you received when you applied for your current Green Card. This can be the Notice of Action (I-797) for one of the following forms:

- *Application to Register Permanent Residence or Adjust Status (I-485)*
- *Petition to Remove the Conditions of Residence (I-751)*
- *Petition by Entrepreneur to Remove Conditions (I-829)*
- *Application to Adjust Status from Temporary to Permanent Resident (I-698)*
- *Application for Suspension of Deportation or Special Rule Cancellation of Removal (I-881)*
- *Application for Cancellation and Adjustment of Status for Certain Nonpermanent Residents (EOIR-42B)*
- *Application to Replace Permanent Resident Card (I-90)*



Drag files here or [choose a file](#)

Maximum size: 6MB per file

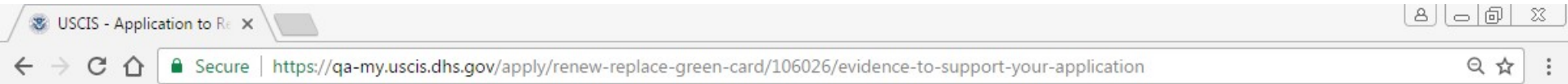
Accepted formats: JPG, JPEG, PDF, TIF, or TIFF



Attaching your files

Use a scanner or take pictures of each document. Make

Evidence: Evidence of correct name or information uploader



Evidence of your correct name or information

Upload evidence that shows your correct name or biographical data. Some examples include:

- *Marriage certificate*
- *Divorce decree*
- *Birth certificate*
- *Adoption decree*
- *Passport*
- *Court document*



Drag files here or [choose a file](#)
Maximum size: 6MB per file
Accepted formats: JPG, JPEG, PDF, TIF, or TIFF



Attaching your files

Use a scanner or take pictures of each document. Make sure each image you attach is clear and that all text is readable.



Translations



If your documents are in a foreign language, upload an

Evidence: Evidence of your name change uploader

USCIS - Application to Re x

Secure | <https://qa-my.uscis.dhs.gov/apply/renew-replace-green-card/106026/evidence-to-support-your-application>

Official website of the Department of Homeland Security My Account (Sign Out) Help [Go to uscis.gov](#)

 U.S. Citizenship and Immigration Services Account Explore Resources 

Application to Replace Permanent Resident Card (I-90)

Getting Started About You Your Request **Evidence** Review and Submit

Evidence to support your application

As part of applying for a replacement Permanent Resident Card, you will need to provide evidence to support your application. These documents help us evaluate your application and verify your answers.

You are required to provide several documents as part of submitting your application. You may also need to provide additional evidence, depending on how you answered some questions.

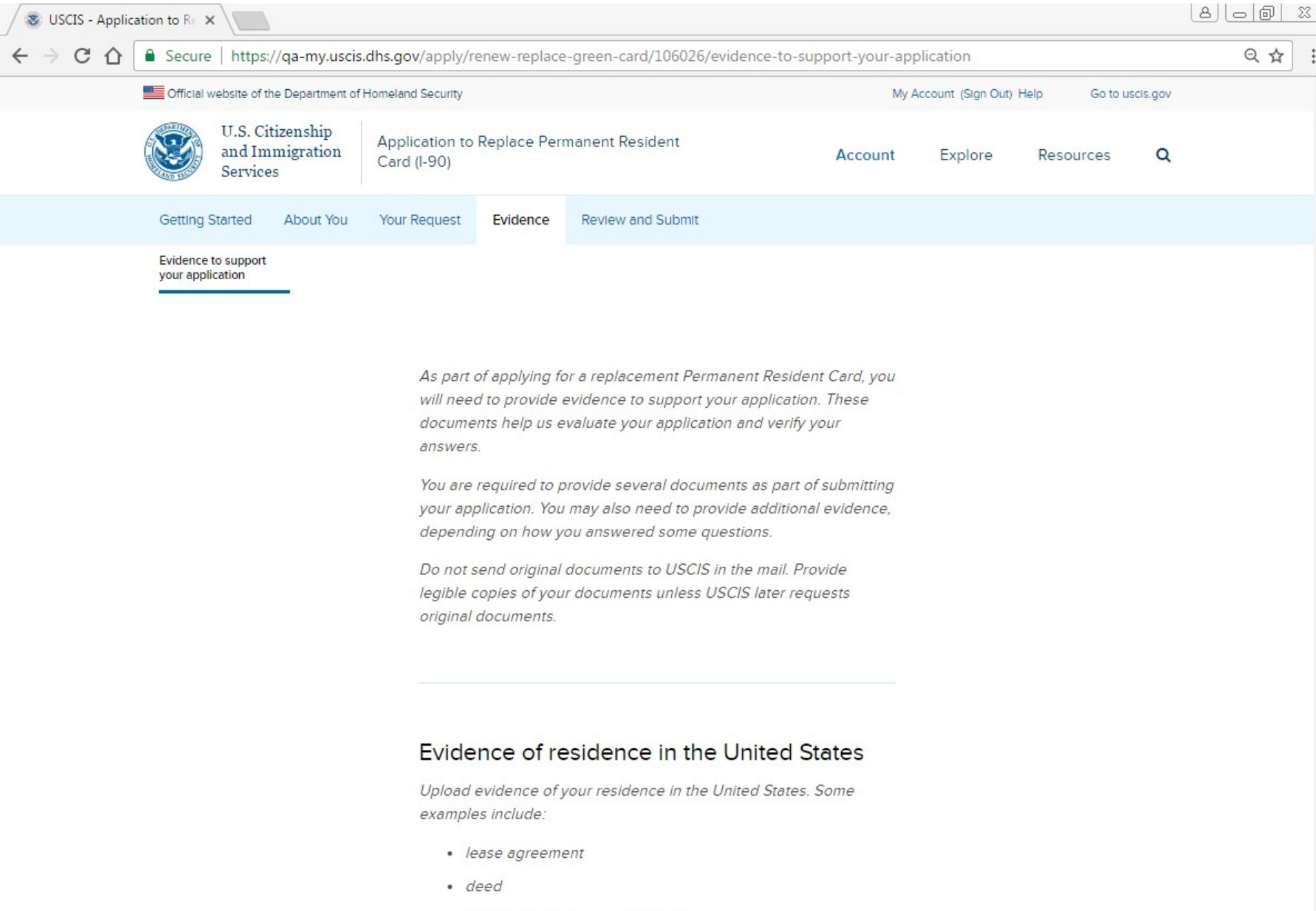
Do not send original documents to USCIS in the mail. Provide legible copies of your documents unless USCIS later requests original documents.

Evidence of your name change

Upload a readable image of the legal document that formally changed your name. This can be one of the following:

- *Marriage certificate*
- *Divorce decree*


Evidence: Evidence of residence in the United States uploader



USCIS - Application to Re x

Secure | <https://qa-my.uscis.dhs.gov/apply/renew-replace-green-card/106026/evidence-to-support-your-application>

Official website of the Department of Homeland Security My Account (Sign Out) Help Go to uscis.gov

 U.S. Citizenship and Immigration Services

Application to Replace Permanent Resident Card (I-90) Account Explore Resources Q

Getting Started About You Your Request **Evidence** Review and Submit

Evidence to support your application

As part of applying for a replacement Permanent Resident Card, you will need to provide evidence to support your application. These documents help us evaluate your application and verify your answers.

You are required to provide several documents as part of submitting your application. You may also need to provide additional evidence, depending on how you answered some questions.

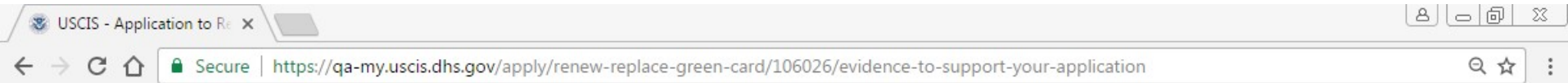
Do not send original documents to USCIS in the mail. Provide legible copies of your documents unless USCIS later requests original documents.

Evidence of residence in the United States

Upload evidence of your residence in the United States. Some examples include:

- lease agreement*
- deed*

Evidence: Evidence of lawful permanent resident status uploader



Evidence of lawful permanent resident status

If you have been automatically converted to a lawful permanent resident, upload evidence of your temporary resident status. Some examples include:

- *Notice of Action (I-797)*
- *Application for Temporary Resident Status as a Special Agricultural Worker (I-700)*



Drag files here or [choose a file](#)
Maximum size: 6MB per file
Accepted formats: JPG, JPEG, PDF, TIF, or TIFF



Attaching your files

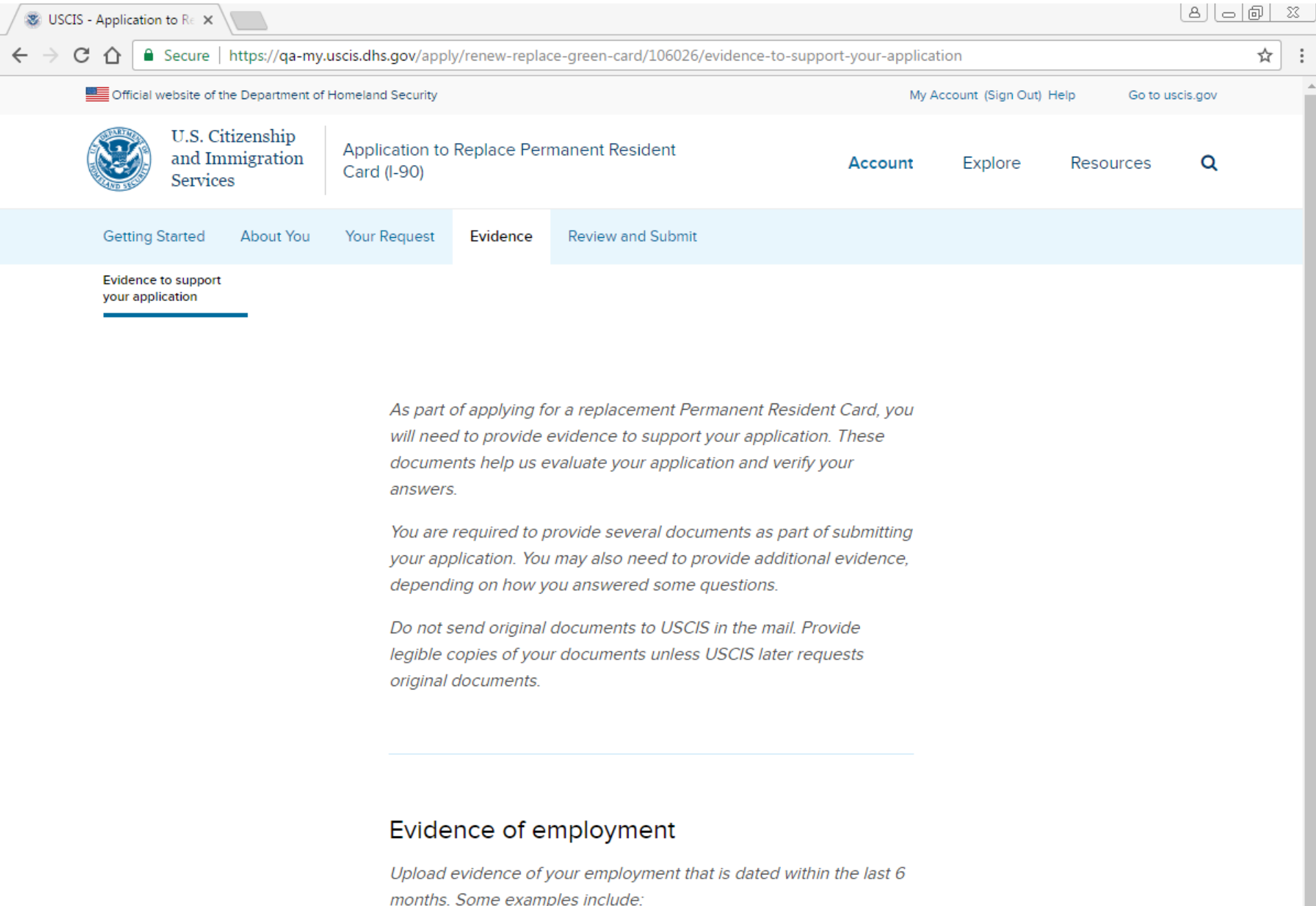
Use a scanner or take pictures of each document. Make sure each image you attach is clear and that all text is readable.



Translations

If your documents are in a foreign language, upload an


Evidence: Alert box (applies to all uploaders)



USCIS - Application to Re x

Secure | <https://qa-my.uscis.dhs.gov/apply/renew-replace-green-card/106026/evidence-to-support-your-application>

Official website of the Department of Homeland Security My Account (Sign Out) Help Go to uscis.gov

 U.S. Citizenship and Immigration Services

Application to Replace Permanent Resident Card (I-90)

Account Explore Resources

Getting Started About You Your Request **Evidence** Review and Submit

Evidence to support your application

As part of applying for a replacement Permanent Resident Card, you will need to provide evidence to support your application. These documents help us evaluate your application and verify your answers.

You are required to provide several documents as part of submitting your application. You may also need to provide additional evidence, depending on how you answered some questions.

Do not send original documents to USCIS in the mail. Provide legible copies of your documents unless USCIS later requests original documents.

Evidence of employment

Upload evidence of your employment that is dated within the last 6 months. Some examples include:

Review and Submit: Review your application



Check your application before you submit

We will review your application to check for accuracy and completeness before you submit it.

We encourage you to provide as many responses as you can throughout the application. Missing information can slow down the review process after you submit your application.

You can return to this page to review your application as many times as you want before you submit it.

Your request reason

- Your request reason is: **DHS issued my card but I never received it**

Based on the reason for your request, your form filing fee is: **\$0.00**

Review and Submit: Review your application – Alerts (applicant cannot proceed)

USCIS - Application to Re x

Secure | <https://qa-my.uscis.dhs.gov/apply/renew-replace-green-card/106026/review-your-application>

Official website of the Department of Homeland Security

My Account (Sign Out) Help Go to uscis.gov

U.S. Citizenship and Immigration Services

Application to Replace Permanent Resident Card (I-90)

Account Explore Resources

Getting Started About You Your Request Evidence **Review and Submit**

Review your application

Check your application before you submit

We will review your application to check for accuracy and completeness before you submit it.

We encourage you to provide as many responses as you can throughout the application. Missing information can slow down the review process after you submit your application.

You can return to this page to review your application as many times as you want before you submit it.

Your request reason

Your request reason is: I am a permanent resident who is taking up commuter status

Based on the reason for your request, your form filing fee is: **\$540.00**

Alerts

A green alert means you have completed all required fields and responses.

A red alert means you have incomplete or incorrect responses to certain questions. You cannot submit the form with any red alerts.

Getting Started: You must provide a response

- Given name (first name)

Review and Submit: Your application summary (screenshot 1)

USCIS - Application to Re x

Secure | <https://qa-my.uscis.dhs.gov/apply/renew-replace-green-card/105938/your-application-summary>

Official website of the Department of Homeland Security My Account (Sign Out) Help Go to uscis.gov

U.S. Citizenship and Immigration Services Application to Replace Permanent Resident Card (I-90) Account Explore Resources

Getting Started About You Your Request Evidence **Review and Submit**

Review your application **Your application summary** Preparer signature Interpreter signature Your signature

[Your application summary](#) [Print](#)

Here is a summary of all the information you provided in your application.

Make sure you have provided responses for everything that applies to you before you submit your application. You can edit your responses by going to each application section using the site navigation.

Getting Started

Preparer or Interpreter

Is someone assisting you with completing this application?	Yes
Is a preparer assisting you with completing this application?	Yes
Is an interpreter assisting you with completing this application?	Yes

Preparer Information

What is your preparer's full name?	Michelle Obama
What is your preparer's business or organization name?	Obama LLC
What is your preparer's mailing address?	United States 2300 Clarendon Blvd Suite 900

Review and Submit: Your application summary (screenshot 2)

USCIS - Application to Re x

Secure | <https://qa-my.uscis.dhs.gov/apply/renew-replace-green-card/105938/your-application-summary>

Where do you live now? United States
2300 CLARENDON BLVD
STE 900
ARLINGTON, VA, 22201-3348
Arlington

Additional Information

What is your date of birth? 04/02/1989

What is your A-Number? 256463423

What is your USCIS Online Account Number? -

What is your U.S. Social Security number? -

About You

Where you were born

What is your country of birth? Lebanon

What is your city, town, or village of birth? Town

What is your mother's first name? Emma

What is your father's first name? Jack

Your Immigration Information

What is your class of admission? A37 - Amerasian Spouse Of An Alien Classified As A36, C36 Or F36

On what date did you become a permanent resident? 04/02/2000

Where did you apply for your immigrant visa or adjustment of status? Miami

Where was your immigrant visa or adjustment of status issued? Miami

What was the port-of-entry that you used to enter the United States? Seattle, WA

Where were you traveling to when you entered the United States? California

Have you ever been placed in exclusion, deportation, or removal proceedings or been ordered removed from the United States? No

Review and Submit: Preparer signature



Preparer's statement

Your preparer must read the statements below and select the statement that applies to him or her.

If your preparer is an attorney or accredited representative whose representation extends beyond preparation of this application, he or she may be obliged to submit a completed Notice of Entry of Appearance as Attorney or Accredited Representative (G-28) with your application.


- I am **not** an attorney or accredited representative but have prepared this application on behalf of the applicant and with the applicant's consent
- I am an attorney or accredited representative and my representation of the applicant in this case does not extend beyond the preparation of this application
- I am an attorney or accredited representative and my representation of the applicant in this case extends beyond the preparation of this application

Review and Submit: Preparer signature - Alert

USCIS - Application to Re x

Secure | <https://qa-my.uscis.dhs.gov/apply/renew-replace-green-card/105938/preparer-signature>

Official website of the Department of Homeland Security My Account (Sign Out) Help Go to uscis.gov

 U.S. Citizenship and Immigration Services

Application to Replace Permanent Resident Card (I-90)

Account Explore Resources

Getting Started About You Your Request Evidence **Review and Submit**

Review your application Your application summary **Preparer signature** Interpreter signature Your signature

Preparer's statement

Your preparer must read the statements below and select the statement that applies to him or her.

If your preparer is an attorney or accredited representative whose representation extends beyond preparation of this application, he or she may be obliged to submit a completed Notice of Entry of Appearance as Attorney or Accredited Representative (G-28) with your application.

- I am **not** an attorney or accredited representative but have prepared this application on behalf of the applicant and with the applicant's consent
- I am an attorney or accredited representative and my representation of the applicant in this case does not extend beyond the preparation of this application
- I am an attorney or accredited representative and my representation of the applicant in this case extends beyond the preparation of this application

✖ You must provide a response.


Review and Submit: Preparer signature: Upload

USCIS - Application to Re x

Secure | <https://qa-my.uscis.dhs.gov/apply/renew-replace-green-card/105938/preparer-signature-upload>

Official website of the Department of Homeland Security

My Account (Sign Out) Help Go to uscis.gov

 U.S. Citizenship and Immigration Services

Application to Replace Permanent Resident Card (I-90)


Account Explore Resources

Getting Started About You Your Request Evidence **Review and Submit**

Review your application Your application summary **Preparer signature** Interpreter signature Your signature

Preparer's signature upload

Scan and upload your preparer's completed signature page below.



Drag files here or [choose a file](#)

Maximum size: 6MB per file

Accepted formats: JPG, JPEG, PDF, TIF, or TIFF

Review and Submit: Preparer signature: Uploader alert



Getting Started

About You

Your Request

Evidence

Review and Submit

Review your application

Your application
summary

Preparer signature

Interpreter signature

Your signature

Preparer's signature upload

Scan and upload your preparer's completed signature page below.



Drag files here or [choose a file](#)

Maximum size: 6MB per file

Accepted formats: JPG, JPEG, PDF, TIF, or TIFF

You should provide evidence

If you do not provide evidence, your application processing

Review and Submit: Interpreter signature



U.S. Citizenship
and Immigration
Services

Application to Replace Permanent Resident
Card (I-90)

[Account](#)

[Explore](#)

[Resources](#)



[Getting Started](#)

[About You](#)

[Your Request](#)

[Evidence](#)

[Review and Submit](#)

[Review your application](#)

[Your application
summary](#)

[Preparer signature](#)

[Interpreter signature](#)

[Your signature](#)

Interpreter's certification and signature

Your interpreter must read and agree to the certification below.



By my signature, I certify, under penalty of perjury, that: I am fluent in English and the language provided in the Getting Started section of this application, and I have read to this applicant in the identified language every question and instruction on this application and his or her answer to every question. The applicant informed me that he or she understands every instruction, question, and answer on the application, including the Applicant's Certification, and has verified the

Review and Submit: Interpreter signature: Upload



[Getting Started](#)

[About You](#)

[Your Request](#)

[Evidence](#)

[Review and Submit](#)

[Review your application](#)

[Your application
summary](#)

[Preparer signature](#)

[Interpreter signature](#)

[Your signature](#)

Interpreter's signature upload

Scan and upload your interpreter's completed signature page below.



Drag files here or [choose a file](#)

Maximum size: 6MB per file

Accepted formats: JPG, JPEG, PDF, TIF, or TIFF

Review and Submit: Interpreter signature: Uploader alert



Getting Started

About You

Your Request

Evidence

Review and Submit

Review your application

Your application summary

Preparer signature

Interpreter signature

Your signature

Interpreter's signature upload

Scan and upload your interpreter's completed signature page below.



Drag files here or [choose a file](#)

Maximum size: 6MB per file

Accepted formats: JPG, JPEG, PDF, TIF, or TIFF



You should provide evidence

Review and Submit: Your signature: Statements regarding preparer, interpreter



[Getting Started](#)

[About You](#)

[Your Request](#)

[Evidence](#)

[Review and Submit](#)

[Review your application](#)

[Your application
summary](#)

[Preparer signature](#)

[Interpreter signature](#)

[Your signature](#)

Applicant's statement regarding the preparer

You must read and agree to the statement below.

- I have requested the services of and consented to the preparer named in the Getting Started section of this application preparing this application for me.

Applicant's statement regarding the interpreter

You must read and agree to the statement below.


- The interpreter named in the Getting Started section of this application read to me every

Review and Submit: Your signature: Applicant certification and signature


USCIS - Application to Re x

Secure | <https://qa-my.uscis.dhs.gov/apply/renew-replace-green-card/105938/your-signature>

Official website of the Department of Homeland Security | My Account (Sign Out) Help | Go to uscis.gov

 U.S. Citizenship and Immigration Services

Application to Replace Permanent Resident Card (I-90)


Account | Explore | Resources | 

Getting Started | About You | Your Request | Evidence | **Review and Submit**

Review your application | Your application summary | Preparer signature | Interpreter signature | **Your signature**

Applicant's certification and signature

You must read and agree to the certification below. If you knowingly and willfully falsify or conceal a material fact or submit a false document with your application, we can deny your application and may deny any other immigration benefit. You may also face criminal prosecution and penalties provided by the law.



Copies of any documents I have submitted are exact photocopies of unaltered, original documents, and I understand that USCIS may require that I submit original documents to USCIS at a later date. Furthermore, I authorize the release of any information from any of my records that USCIS may need to determine my eligibility for the immigration benefit that I seek.

.....

I further authorize release of information contained in this application, in supporting documents, and in my USCIS records, to other entities and persons

Review and Submit: Pay and Submit



U.S. Citizenship
and Immigration
Services

Application to Replace Permanent Resident
Card (I-90)

[Account](#)

[Explore](#)

[Resources](#)



[Getting Started](#)

[About You](#)

[Your Request](#)

[Evidence](#)

[Review and Submit](#)

[Review your application](#)

[Your application
summary](#)

[Preparer signature](#)

[Interpreter signature](#)

[Your signature](#)

[Pay and submit](#)

Pay for and submit your application

The final step to submit your Application to Replace Permanent Resident Card is to pay the required fee.

*Your application fee is: **\$0.00***



If you have a form fee, we will send you to Pay.gov — our safe, secure payment website — to make your payment and submit your application online.

Here are the steps in the payment and submission process: