















































<b>COMMODITY-COLUMN I</b>	<b>Inspection Result-Column R</b>
Pistachios	Meets
Peanut	Fails
	Destroyed

<b>AFLATOXIN RESULT-Column S</b>	<b>UNIT OF MEASURE-Column Q</b>
Meets	LBS
Fails	

**LAB NAME Column A**

ADVANCE MYCOTOXIN LABORATORY

ADVANCED PRECISION LABORATORIES LLC

ALABAMA FEDERAL STATE INSPECTION SERVICE

EMSL ANALYTICAL INC

HORIZON NUT COMPANY, LLC

IEH - FRESNO

IEH LABORATORIES AND CONSULTING GROUP

IEH QUANTA LABORATORY

IEH-JL ANALYTICAL

JLA INTERNATIONAL ALBANY

JLA INTERNATIONAL ASHBURN

JLA INTERNATIONAL BLAKELY

JLA INTERNATIONAL BROWNFIELD

JLA INTERNATIONAL COLQUITT

JLA INTERNATIONAL DAWSON

JLA INTERNATIONAL DELEON

JLA INTERNATIONAL DOUGLAS

JLA INTERNATIONAL EDENTON

JLA INTERNATIONAL HEADLAND

JLA INTERNATIONAL SYLVESTER

KEENAN FARMS INC

MARS CHOCOLATE NA ALBANY PLANT

MICHELSON LABORATORIES OF NORTHERN CALIFORNIA

NICHOLS FARMS

SAFE FOOD ALLIANCE DBA DFA OF CALIFORNIA / FRESNO

SAFE FOOD ALLIANCE DBA DFA OF CALIFORNIA / KERMAN

SAFE FOOD ALLIANCE DBA DFA OF CALIFORNIA / MODESTO

SAFE FOOD ALLIANCE DBA DFA OF CALIFORNIA / YUBA CITY

SETTON PISTACHIO OF TERRA BELLA, INC.

SNYDER'S LANCE INC.

USDA AMS S&amp;T PROGRAM NATIONAL SCIENCE LABORATORY AT BLAKELY

USDA, AMS, S&amp;T NATIONAL SCIENCE LABORATORY BLAKELY DAWSON SATELLITE LABORATORY

VA DEPT OF AGRICULTURE &amp; CONSUMER SERVICES SUFFOLK AFLATOXIN LAB



<b>Testing Methodology-Column V</b>
-------------------------------------

HPLC
------

Fluorometry
-------------

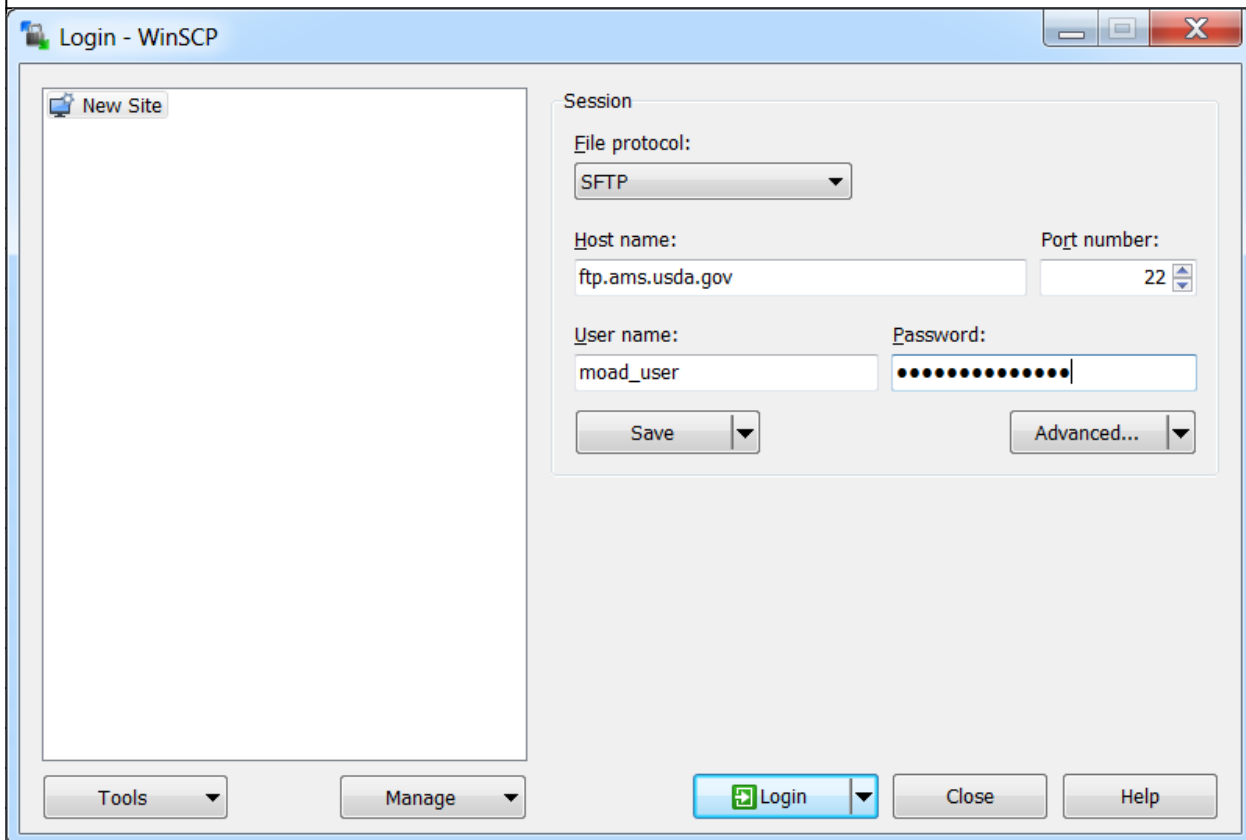
TLC
-----

**Version : 1.5**  
**Date: 12-05-2016**

## Connect to SFTP server

Start WinSCP. Login Dialog will appear. On the dialog:

- Select your *File protocol* as *SFTP*.
- Enter the host name *ftp.ams.usda.gov* to Host name field, username to User name and p
- You may want to save your session details to a site so you do not need to type them in e
- connect.
- Press **Save** button and type site name.
- Press **Login** to connect.

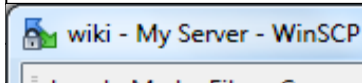


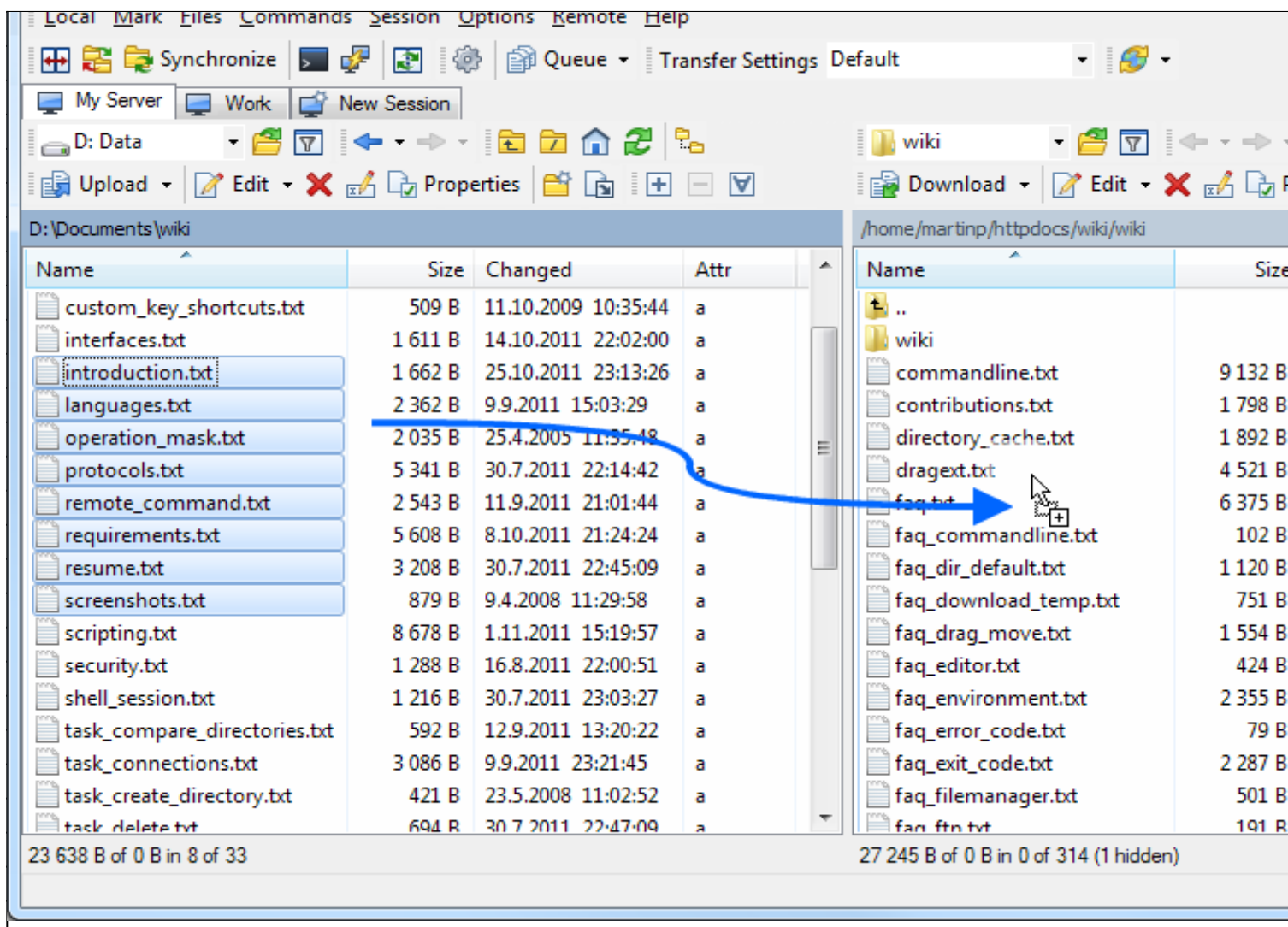
## Uploading

Once you are connected to your account of FTP/SFTP server, you will see content of default re

Now you can simply drag the local files and drop them on remote file panel on the right. Uplo

finishes, you will see uploaded file in remote file panel.





nel.

|

Vertical line on the left side of the page.