

ATTACHMENT 2: LGBT YOUNG ADULT FOLLOW-UP INSTRUMENT

Research and Evaluation Survey for the Public Education Campaign on Tobacco among Lesbian Gay Bisexual Transgender (LGBT) (RESPECT) - Follow-Up Survey

Programming conventions and specifications notes

Abbreviations used include 'R' for 'respondent' and 'PNTA' for 'prefer not to answer'. Prefer Not To Answer/Don't Know/Refused/None of these are not allowed in combination with other responses.

Variable names and section headings are not displayed on screen.

Response options should not be labeled with numbers.

A back button will not be offered to respondents.

Bolding conveys emphasis while capital letters convey instructions for programmers or interviewers.

Questionnaire will include a progress bar.

All items are required.

"Next" buttons will be displayed on every survey screen as appropriate.

All images should be arranged in such a way that focus on usability and layout. Images should be aligned and of similar sizes as one another.

Form Approved

OMB No. 0910-0808

EXP. DATE 01/31/2019

ZA3. [IF LONGITUDINAL (RFU1=1) OR LONGITUDINAL NR (RNE=1)]

The RESPECT LGBT survey asks LGBT young adults about opinions and behaviors related to tobacco and use of media. If you recall, previously, you were asked to participate in the study. RTI, a non-profit research organization, is working with the FDA to conduct this study. We are contacting you again to determine whether anything has changed, or if it has stayed the same. Before beginning the study, please answer a few questions to determine whether you are eligible. You are one of approximately 6,500 young adults within 24 cities across the United States that is being invited to take part. Your answers to the questions will be kept private to the fullest extent allowable by law, and your participation is voluntary. If we determine you are eligible for the study, you will have the opportunity to complete one or more additional online surveys on your own as part of this study for \$20-\$25 each.

Do you consent to participate in this survey?

1. Yes, I consent to participate in this survey - GO TO Z0
2. No, I do not want to participate in this survey

ASK: All longitudinal respondents who were recruited in Cohort 1 or Cohort 2

REFSCRN. [IF ZA3 (SCREENER CONSENT) AND LONGITUDINAL (RFU1=1) OR LONGITUDINAL NR (RNE=1)= NO]

Thank you for your time.

ASK: Respondents who refuse to consent to the interview.

Z0. [IF LONGITUDINAL (RFU1=1) OR LONGITUDINAL NR (RNE=1)]

Before we begin, we have a couple of general questions about you. You may have seen these questions before, but we appreciate you responding to them again.

NEXT

ASK: All longitudinal respondents who have been recruited in prior waves

Z1. [IF LONGITUDINAL (RFU1=1) OR LONGITUDINAL NR (RNE=1)]

What is the 5-digit zip code where you currently live?

__ __ __ __ __ (5-digit, numeric responses only)

ASK: All longitudinal respondents who have been recruited in prior waves

Z2. [IF LONGITUDINAL (RFU1=1)]

What is your date of birth?

Month

Year

PROGRAMMER: DISPLAY A DROP DOWN LIST OF 12 MONTHS AND ANOTHER OF YEARS 1985 - 2005.

ASK: All longitudinal respondents who have been recruited in prior waves

Z3. [IF LONGITUDINAL (RFU1=1) OR LONGITUDINAL NR (RNE=1)]

What is your current gender identity?

- 1 Male
- 2 Female
- 3 Trans male/Trans man
- 4 Trans female/Trans woman
- 5 Genderqueer/Gender non-conforming
- 6 Different identity (please state) _____
- 9 Prefer not to answer

ASK: All longitudinal respondents who have been recruited in prior waves

Z4. [IF LONGITUDINAL (RFU1=1) OR LONGITUDINAL NR (RNE=1)]

What sex were you assigned at birth, on your original birth certificate?

- 1 Female
- 2 Male
- 9 Prefer not to answer

ASK: All longitudinal respondents who have been recruited in prior waves

Z5. [IF Z3= 1 or 3 AND LONGITUDINAL (RFU1=1) OR LONGITUDINAL NR (RNE=1)]

Which of the following best represents how you think of yourself?

- 1 Gay - GO TO Z9
- 2 Straight, that is, not gay - GO TO Z9
- 3 Bisexual - GO TO Z9
- 4 Something else - GO TO Z7
- 5 I don't know the answer - GO TO Z8
- 9 Prefer not to answer - GO TO Z9

ASK: All longitudinal respondents who have been recruited in prior waves and who are male or trans male

Z6. [IF Z3= 2 OR 4 AND LONGITUDINAL (RFU1=1) OR LONGITUDINAL NR (RNE=1)] Which of the following best represents how you think of yourself?

- 1 Lesbian or gay - GO TO Z9
- 2 Straight, that is, not lesbian or gay - GO TO Z9
- 3 Bisexual - GO TO Z9
- 4 Something else - GO TO Z7
- 5 I don't know the answer - GO TO Z8
- 9 Prefer not to answer - GO TO Z9

ASK: All longitudinal respondents who have been recruited in prior waves and who are female or trans female

Z7. [IF Z6=4 OR Z5=4 AND LONGITUDINAL (RFU1=1) OR LONGITUDINAL NR (RNE=1)]

What do you mean by something else?

- 1 You are not straight, but identify with another label such as queer, trisexual, omnisexual, or pansexual - GO TO Z9
- 2 You are transgender, transsexual, or gender variant - GO TO Z9
- 3 You have not figured out or are in the process of figuring out your sexuality - GO TO Z9
- 4 You do not think of yourself as having sexuality - GO TO Z9
- 5 You do not use labels to identify yourself - GO TO Z9
- 6 You mean something else (please state) - GO TO Z9 _____
- 9 Prefer not to answer - GO TO Z9

ASK: All longitudinal respondents who have been recruited in prior waves and who report 'something else' in Z5 or Z6

Z8. [IF Z6=5 OR Z5=5 AND LONGITUDINAL (RFU1=1) OR LONGITUDINAL NR (RNE=1)]
What do you mean by don't know?

- 1 You don't understand the words
- 2 You understand the words, but you have not figured out or are in the process of figuring out your sexuality
- 3 You mean something else
- 9 Prefer not to answer

ASK: All longitudinal respondents who have been recruited in prior waves and who report 'don't know' in Z6

Z9. [IF LONGITUDINAL (RFU1=1) OR LONGITUDINAL NR (RNE=1)]

What is your age? _____ (Range: 15-80)

ASK: All longitudinal respondents who have been recruited in prior waves

PROGRAMMER: IF LONGITUDINAL OR LONGITUDINAL NR (RNE=1) THEN SET ELIGFLAG. IF [Z1 IS THE SAME ZIP OR DMA AS FRAME INFORMATION AND Z2 MATCHES SAMPLE FRAME INFORMATION AND (LONGITUDINAL (RFU1=1) AND Z9= 18 to 26-years-old OR LONGITUDINAL NR (RNE=1) AND Z9= BASELINE AGE OR BASELINE AGE +1) AND [Z3= 3 to 5 OR Z5= 1 or 3 OR Z6= 1 or 3 OR Z7= 1 or 2 or 6] THEN ELIGFLAG=1. ELSE ELIGFLAG=2.

NOTE: This programming directs who is eligible for the study. To be eligible, respondents must be in the same zip code or the same DMA as they were previously. They must have the same date of birth as previously reported. They must be between 18 and 26 years old or be the same age as last wave or one year older than last wave. They must also be LGBT, but their sexual orientation or identity is not compared to that of last survey.

INELIG [IF (ELIGFLAG=2 AND LONGITUDINAL (RFU1=1) OR LONGITUDINAL NR (RNE=1))]

Thank you for your responses. Based on your responses, you are not eligible to participate in the study. We have no further questions at this time.

ASK: Respondents who are ineligible due to responses to the screening questions.

ELIG [IF (ELIGFLAG=1 AND LONGITUDINAL (RFU1=1) OR LONGITUDINAL NR (RNE=1))]

Please click Next to continue.

NEXT

ASK: Respondents who are eligible due to responses to the screening questions.

WID [IF INTERCEPT AND NEW COHORT]

Our records indicate that a [PREFILL AGE] year old named [PREFILL NAME] answered some questions for this study. Are you [PREFILL NAME]?

- 1 Yes
- 2 No

ASK: Respondents who were recruited for the first time in this wave through intercept methods

DISPLAY: Prefill Age is the respondent's age based on the intercept screener. Prefill Name is the respondents name from the contact information survey that the respondent completed during intercept.

WINELIG [IF WID=2] Thank you, but you are not eligible to take this survey.

ASK: Respondents who were recruited for the first time in this wave through intercept methods and who answer 'No' to WID

Section AA: Informed consent

AA1. [IF NEW COHORT]

Research and Evaluation Survey for the Public Education Campaign on Tobacco among LGBT (RESPECT LGBT):

The RESPECT LGBT survey asks young LGBT adults, ages 18-26, about opinions and behaviors related to tobacco, use of media and about their LGBT identity. The survey will take about 30 minutes to complete. About 12,600 people in 24 cities across the United States will take this survey.

Sponsor: This study is sponsored by the U. S. Food and Drug Administration's Center for Tobacco Products (FDA-CTP). RTI International, a not-for-profit research organization, is conducting the study on the behalf of the FDA-CTP.

Financial Considerations: Within two days of completing the survey you will receive an email offering you the choice of one of over 50 \$20 electronic gift cards as a thank you for your participation. [FILL FOR INTERCEPT RESPONDENTS: If you complete this survey within 48 hours of receiving the initial email invitation you will be offered an additional \$5, for a total of \$25.]

Voluntary Participation: Your participation is completely voluntary. You can refuse to answer any and all questions. You can stop participation at any time.

Confidentiality: The protection of personal information is a primary concern to all institutions involved in this project. All members of the research team receive confidentiality training. Your answers to the survey questions will be kept private to the fullest extent allowable by law. Only we or other researchers involved in this project will have access to the answers you provide. Your name or email address will not be reported with any answers you provide. Your answers will be combined with answers of many others and reported in a summary form. All staff involved in this research are committed to confidentiality and have signed a Confidentiality Pledge. To help us ensure your answers are kept confidential and private, please complete the survey in a place where no one can look over your shoulder and view your answers. In addition, as is the case with all information transmitted online there is a possibility of a breach of confidentiality due to third parties illegally intercepting content. Your answers to questions will not be stored with any personally identifying information and will not be able to be connected with your identity by third parties.

Possible Benefits and Risks: There are no direct benefits to you for participating in this study. It is possible that some questions might make you feel mildly uncomfortable, but you can skip those if you choose.

Future Contacts: To help us understand changes over time, we may contact you in the future to invite you to participate in this study again. Each of these additional surveys will also be completely voluntary and you will be offered \$20 for your participation.

Further Questions: If you have any questions about the research now or in the future you can contact the Project toll free number 1-800-848-4072. If you have questions about your rights as a study participant, call RTI's Office of Research Protection at 1-866-214-2043 (a toll-free number).

CC1. Do you consent to participate in this web survey?

1. Yes
2. No

ASK: All new cohort respondents

Longitudinal Survey Consent

AA1L. [IF LONGITUDINAL (RFU1=1) OR LONGITUDINAL NR (RNE=1)]

Research and Evaluation Survey for the Public Education Campaign on Tobacco among LGBT (RESPECT LGBT):

Thank you for your continued interest in this study. The RESPECT LGBT survey asks young LGBT adults, ages 18-26, about opinions and behaviors related to tobacco, use of media and about their LGBT identity. The survey will take about 30 minutes to complete. We are conducting the study again to see what has changed and what has stayed the same. About 12,600 people in 24 cities across the United States will take this survey.

Sponsor: This study is sponsored by the U. S. Food and Drug Administration's Center for Tobacco Products (FDA-CTP). RTI International, a not-for-profit research organization, is conducting the study on the behalf of the FDA-CTP.

Financial Considerations: Within two days of completing the survey you will receive an email offering you the choice of one of over 50 \$20 electronic gift cards as a thank you for your participation. If you complete this survey within 48 hours of receiving the initial email invitation, you will be offered an additional \$5, for a total of \$25.

Voluntary Participation: Your participation is completely voluntary. You can refuse to answer any and all questions. You can stop participation at any time.

Confidentiality: The protection of personal information is a primary concern to all institutions involved in this project. All members of the research team receive confidentiality training. Your answers to the survey questions will be kept private to the fullest extent allowable by law. Only we or other researchers involved in this project will have access to the answers you provide. Your name or email address will not be reported with any answers you provide. Your answers will be combined with answers of many others and reported in a summary form. All staff involved in this research are committed to confidentiality and have signed a Confidentiality Pledge. To help us ensure your answers are kept confidential and private, please complete the survey in a place where no one can look over your shoulder and view your answers. In addition, as is the case with all information transmitted online there is a possibility of a breach of confidentiality due to third parties illegally intercepting content. Your answers to questions will not be stored with any personally identifying information and will not be able to be connected with your identity by third parties.

Possible Benefits and Risks: There are no direct benefits to you for participating in this study. It is possible that some questions might make you feel mildly uncomfortable, but you can skip those if you choose.

Future Contacts: To help us understand changes over time, we may contact you in the future to invite you to participate in this study again. Each of these additional surveys will also be completely voluntary and you will be offered \$20 for your participation.

Further Questions: If you have any questions about the research now or in the future you can contact the Project toll free number 1-800-848-4072. If you have questions about your rights as a study participant, call RTI's Office of Research Protection at 1-866-214-2043 (a toll-free number).

CC1. Do you consent to participate in this web survey?

1. Yes
2. No

ASK: All longitudinal respondents who have been recruited in prior waves

Y_video Please try to view this video to make sure you can see it.

PROGRAMMER: DISPLAY OCEAN VIDEO

NEXT

ASK: All respondents

Y_video1 Are you able to view this video?

- | | |
|---|-----|
| 1 | Yes |
| 2 | No |

PROGRAMMER: IF Y_video1=2, display this message: 'Viewing the videos in this survey is important. Try logging into the survey using a different computer or browser. If that doesn't work, you will not be able to take the survey online.' If the respondent answers 'No' the instrument should resume at this screen.

ASK: All respondents

Section A: Demographic Items

A1. The first part of the survey asks you some general questions about yourself.

What is your date of birth?

Month Year

PROGRAMMER: CALCULATE MINIMUM AGE. FOR EXAMPLE, IF MONTH IS CURRENT MONTH AND R CAN BE EITHER 17 OR 18 BASED ON DATE, CALCULATE 17. INCLUDE DROP DOWN MENUS FOR MONTH AND YEAR. THE RANGE OF YEARS SHOULD INCLUDE 1985 TO 2005.

ASK: All respondents

ROUTE [IF MINIMUM AGE <18] Thank you for your responses. Based on your responses, you are not eligible to participate in the study.

NEXT

PROGRAMMER: EXIT INTERVIEW

ASK: Respondents whose month and year of birth could make them 17 years old.

A2. [IF LONGITUDINAL (RFU1 NE 1) AND LONGITUDINAL NR (RNE NE 1)]

Are you Hispanic, Latino/a, or of Spanish origin? Check all that apply.

PROGRAMMER: PROGRAM SO THAT RESPONDENTS CAN SELECT MORE THAN ONE RESPONSE ON 2-5

- 1 No, not of Hispanic, Latino/a, or Spanish origin
- 2 Yes, Mexican American, Chicano/a
- 3 Yes, Puerto Rican
- 4 Yes, Cuban
- 5 Yes, another Hispanic, Latino/a, or Spanish origin
- 9 Prefer not to answer

ASK: All new cohort respondents

A3. [IF LONGITUDINAL (RFU1 NE 1) AND LONGITUDINAL NR (RNE NE 1)]

What race or races do you consider yourself to be? You can **choose one answer or more than one answer** or **you may skip this question**

PROGRAMMER: PREFER NOT TO ANSWER SHOULD NOT BE COMBINABLE WITH OTHER RESPONSE OPTIONS

- 1 American Indian or Alaska Native
- 2 Asian
- 3 Black or African American
- 4 Native Hawaiian or Other Pacific Islander
- 5 White
- 5 Other
- 9 Prefer not to answer

ASK: All new cohort respondents

A4. Which best describes your current job or paid employment status?

- 1 Work full-time at least 35 hours per week
- 2 Work part-time 15 to 34 hours per week
- 3 Work part-time less than 15 hours per week
- 4 I don't currently work for pay
- 5 Don't know
- 9 Prefer not to answer

ASK: All respondents

A5. What is the highest grade or level of school you have completed?

- 1 Less than high school
- 2 Some high school, no diploma
- 3 GED
- 4 High school graduate—diploma
- 5 Some college but no degree
- 6 Associate degree—occupational/vocational
- 7 Associate degree—academic program
- 8 Bachelor’s degree (ex: BA, AB, BS)
- 9 Master’s degree (ex: MA, MS, MEng, Med, MSW)
- 10 Professional school degree (ex: MD, DDS, DVM, JD)
- 11 Doctorate degree (ex: PhD, EdD)
- 12 Don’t know
- 99 Prefer not to answer

ASK: All respondents

A6. Are you currently enrolled in a degree program?

- 1 Yes
- 2 No
- 3 Don’t know
- 9 Prefer not to answer

ASK: All respondents

A7. Which of the following categories best describes your total household income in the past 12 months?

This is the total income before taxes of all persons in your household combined. Please include money from jobs, relatives, pensions, dividends, interest, social security payments or retirement benefits, net income from business, farm or rent, and any other money received by household members.

- 1 Less than \$10,000
- 2 \$10,000 to \$14,999
- 3 \$15,000 to \$24,999
- 4 \$25,000 to \$34,999
- 5 \$35,000 to \$49,999
- 6 \$50,000 to \$74,999
- 7 \$75,000 to \$99,999
- 8 \$100,000 to \$149,999

- 9 \$150,000 to \$199,999
- 10 \$200,000 or more
- 11 Don't know
- 99 Prefer not to answer

ASK: All respondents

Section B: Tobacco Use Behavior

The next section asks about your experiences with tobacco products.

Cigarette Use

B1. Have you ever tried cigarette smoking, even one or two puffs?

- 1 Yes
- 2 No - GO TO B9
- 9 Prefer not to answer

ASK: All respondents

B2. [IF B1=1 or 9]

During the past 30 days, on how many days did you smoke cigarettes? Enter 99 if you prefer not to answer.

[_|_] days [RANGE: 0-30, 99]

ASK: Respondents who have ever smoked cigarettes or preferred not to answer whether they smoked cigarettes

B3. [IF B2=1 to 30]

During the past 30 days, on the days you smoked, how many cigarettes did you smoke per day?

- 1 Fewer than 5 cigarettes
- 2 5-9 cigarettes
- 3 10 cigarettes (1/2 a pack)
- 4 11-19 cigarettes (more than 1/2 pack but less than 1 pack)
- 5 20 cigarettes (1 pack)
- 6 30 cigarettes (1 1/2 packs)
- 7 40 cigarettes (2 packs)
- 8 More than 40 cigarettes (more than 2 packs)
- 9 Prefer not to answer

ASK: Respondents who smoked between 1 and 30 days in the past 30 days

B4. [IF B2=1 to 30]

On the days that you smoke, how soon after you wake up do you have your first cigarette? Would you say...

- 1 Within 5 minutes
- 2 6-30 minutes
- 3 31-60 minutes
- 4 After 60 minutes
- 9 Prefer not to answer

ASK: Respondents who smoked between 1 and 30 days in the past 30 days

B5. [IF B2=1 to 30]

Do you consider yourself a smoker?

- 1 Yes
- 2 No
- 9 Prefer not to answer

ASK: Respondents who smoked between 1 and 30 days in the past 30 days

B6. [IF B2=1 to 30]

Do you consider yourself a social smoker?

- 1 Yes
- 2 No
- 9 Prefer not to answer

ASK: Respondents who smoked between 1 and 30 days in the past 30 days

B7. [IF B1=1]

About how many cigarettes have you smoked in your entire life? Your best guess is fine.

- 1 1 or more puffs but never a whole cigarette
- 2 1 cigarette
- 3 2 to 5 cigarettes
- 4 6 to 15 cigarettes (about 1/2 a pack total)
- 5 16 to 25 cigarettes (about 1 pack total)
- 6 26 to 99 cigarettes (more than 1 pack, but less than 5 packs)
- 7 100 or more cigarettes (5 or more packs)
- 9 Prefer not to answer

ASK: Respondents who have ever smoked a cigarette

B8. [IF B1=1 AND B2=0 OR 99]

About how long has it been since you last smoked cigarettes?

- 1 More than 30 days ago but within the past 3 months
- 2 More than 3 months ago but within the past 12 months
- 3 More than 12 months ago but within the past 3 years
- 4 More than 3 years ago
- 9 Prefer not to answer

ASK: Respondents who have ever smoked but have not smoked in the past 30 days or refuse to answer whether they have smoked in the past 30 days

B9. Have you ever used smokeless tobacco, such as chewing tobacco, snuff, snus (rhymes with goose) or dip, such as Copenhagen, Skoal, Grizzly, Kodiak, and Red Seal even just a small amount?



- 1 Yes
- 2 No - GO TO B11
- 9 Prefer not to answer - GO TO B11

ASK: All respondents

B10. [IF B9=1]

During the past 30 days, on how many days did you use chewing tobacco, snuff, snus or dip?

- 1 0 days
- 2 1 or 2 days
- 3 3 to 5 days
- 4 6 to 9 days
- 5 10 to 19 days
- 6 20 to 29 days or
- 7 All 30 days
- 9 Prefer not to answer

ASK: Respondents who report ever having used chewing tobacco

B11. Have you ever smoked cigars, cigarillos, or little cigars such as Swisher Sweets, White Owl, Cheyenne, Dutch Masters, Garcia Y Vega or Middleton's, even one or two puffs?



- 1 Yes
- 2 No - GO TO B13
- 9 Prefer not to answer - GO TO B13

ASK: All respondents

B12. [IF B11=1]

During the past 30 days, on how many days did you smoke cigars, cigarillos, or little cigars such as Swisher Sweets, White Owl, Cheyenne, Dutch Masters, Garcia Y Vega or Middleton's?

- 1 0 days
- 2 1 or 2 days
- 3 3 to 5 days
- 4 6 to 9 days
- 5 10 to 19 days
- 6 20 to 29 days or
- 7 All 30 days
- 9 Prefer not to answer

ASK: Respondents who report ever smoking cigars

B13. Have you ever tried smoking tobacco out of a water pipe (also called “hookah”)?



- 1 Yes
- 2 No - GO TO B15
- 9 Prefer not to answer - GO TO B15

ASK: All respondents

B14. [IF B13=1]

During the past 30 days, on how many days did you smoke tobacco out of a water pipe (also called “hookah”)?

- 1 0 days
- 2 1 or 2 days
- 3 3 to 5 days
- 4 6 to 9 days
- 5 10 to 19 days
- 6 20 to 29 days or
- 7 All 30 days
- 9 Prefer not to answer

ASK: Respondents who have ever used a hookah

B15. These are examples of electronic nicotine products: e-cigarettes, e-cigars, e-hookahs, epipes, vape pens, hookah pens, mods, and personal vaporizers. These products are battery-powered, usually use nicotine fluid, and produce vapor instead of smoke. Some common brands include Fin, NJOY, Blu, e-Go and Vuse. Have you ever tried these products, even once or twice?



- 1 Yes
- 2 No - GO TO B17
- 9 Prefer not to answer - GO TO B17

ASK: All respondents

B16. [IF B15=1]

During the past 30 days, on how many days did you use electronic nicotine products, such as “e-cigarettes”, “e-cigs”, “vapor pens”, or “e-hookahs”?

- 1 0 days
- 2 1 or 2 days
- 3 3 to 5 days
- 4 6 to 9 days
- 5 10 to 19 days
- 6 20 to 29 days or
- 7 All 30 days
- 9 Prefer not to answer

ASK: Respondents who report ever using electronic nicotine products

B17. During the past 30 days, on how many days did you drink one or more drinks of an alcoholic beverage?

- 1 0 days
- 2 1 or 2 days
- 3 3 to 5 days
- 4 6 to 9 days
- 5 10 to 19 days
- 6 20 to 29 days
- 7 All 30 days
- 9 Prefer not to answer

ASK: All respondents

Section C: Tobacco Use Intentions and Self-Efficacy

C1. [IF B1=2 OR B2= 0]

Thinking about the future...

		Definitely Yes	Probably Yes	Probably Not	Definitely Not	Prefer not to answer
.	Do you think that you will try a cigarette soon?	<input type="checkbox"/> 1	<input type="checkbox"/> 2	<input type="checkbox"/> 3	<input type="checkbox"/> 4	<input type="checkbox"/> 9
.	Do you think you will smoke a cigarette at any time in the next year?	<input type="checkbox"/> 1	<input type="checkbox"/> 2	<input type="checkbox"/> 3	<input type="checkbox"/> 4	<input type="checkbox"/> 9
.	If one of your best friends were to offer you a cigarette , would you smoke it?	<input type="checkbox"/> 1	<input type="checkbox"/> 2	<input type="checkbox"/> 3	<input type="checkbox"/> 4	<input type="checkbox"/> 9

ASK: Respondents who have either not ever smoked or have not smoked in the past 30 days.

C2. How sure are you that, if you really wanted to, **you could avoid smoking cigarettes** if...

PROGRAMMER: RANDOMIZE C2_1-C2_5

		Not at all sure	Slightly sure	Somewhat sure	Mostly sure	Completely sure	Prefer not to answer
	You are at a party, bar or club?	<input type="checkbox"/> 1	<input type="checkbox"/> 2	<input type="checkbox"/> 3	<input type="checkbox"/> 4	<input type="checkbox"/> 5	<input type="checkbox"/> 9
	You are in a place where most people are smoking?	<input type="checkbox"/> 1	<input type="checkbox"/> 2	<input type="checkbox"/> 3	<input type="checkbox"/> 4	<input type="checkbox"/> 5	<input type="checkbox"/> 9
	Someone you know offers it?	<input type="checkbox"/> 1	<input type="checkbox"/> 2	<input type="checkbox"/> 3	<input type="checkbox"/> 4	<input type="checkbox"/> 5	<input type="checkbox"/> 9
	Someone you want to get to know offers it?	<input type="checkbox"/> 1	<input type="checkbox"/> 2	<input type="checkbox"/> 3	<input type="checkbox"/> 4	<input type="checkbox"/> 5	<input type="checkbox"/> 9
	Someone offers it to take a break?	<input type="checkbox"/> 1	<input type="checkbox"/> 2	<input type="checkbox"/> 3	<input type="checkbox"/> 4	<input type="checkbox"/> 5	<input type="checkbox"/> 9

ASK: All respondents

Section D: Cessation (Intention, Behavior, Motivation)

Cigarette Use

D1. [IF B2=1-30]

How much do you want to stop smoking for good? Would you say...?

- 1 Not at all
- 2 A little
- 3 Somewhat
- 4 A lot
- 9 Prefer not to answer

ASK: Respondents who have smoked between 1 and 30 days in the past 30 days.

D2. [IF B2=1-30]

How much do you think your health would improve if you were to stop smoking for good?

- 1 Not at all
- 2 A little
- 3 Somewhat
- 4 A lot
- 9 Prefer not to answer

ASK: Respondents who have smoked between 1 and 30 days in the past 30.

D3. [IF B2=1-30] How worried are you that smoking will damage your health in the future?

- 1 Not at all worried
- 2 A little worried
- 3 Somewhat worried
- 4 Very worried
- 9 Prefer not to answer

ASK: Respondents who have smoked between 1 and 30 days in the past 30.

D4. [IF B2=1-30] How worried are you that smoking will damage your physical appearance or attractiveness?

- 1 Not at all worried
- 2 A little worried
- 3 Somewhat worried
- 4 Very worried
- 9 Prefer not to answer

ASK: Respondents who have smoked between 1 and 30 days in the past 30.

Section E: Attitudes, Beliefs & Risk Perceptions, Social Norms

The next set of questions asks for your opinions on cigarette use and other tobacco products.

Attitude

E1. How much do you agree or disagree with the following statements **about people who are tobacco-free?**

PROGRAMMER: RANDOMIZE ALL ROWS

		Strongly Disagree	Disagree	Neither Agree or Disagree	Agree	Strongly Agree	Prefer not to answer
E1_1.	People who are tobacco-free are confident .	<input type="checkbox"/> 1	<input type="checkbox"/> 2	<input type="checkbox"/> 3	<input type="checkbox"/> 4	<input type="checkbox"/> 5	<input type="checkbox"/> 9
E1_2.	People who are tobacco-free are trendsetting .	<input type="checkbox"/> 1	<input type="checkbox"/> 2	<input type="checkbox"/> 3	<input type="checkbox"/> 4	<input type="checkbox"/> 5	<input type="checkbox"/> 9
E1_3.	People who are tobacco-free are happy .	<input type="checkbox"/> 1	<input type="checkbox"/> 2	<input type="checkbox"/> 3	<input type="checkbox"/> 4	<input type="checkbox"/> 5	<input type="checkbox"/> 9
E1_4.	People who are tobacco-free are judgmental .	<input type="checkbox"/> 1	<input type="checkbox"/> 2	<input type="checkbox"/> 3	<input type="checkbox"/> 4	<input type="checkbox"/> 5	<input type="checkbox"/> 9
E1_5.	People who are tobacco-free are attractive .	<input type="checkbox"/> 1	<input type="checkbox"/> 2	<input type="checkbox"/> 3	<input type="checkbox"/> 4	<input type="checkbox"/> 5	<input type="checkbox"/> 9
E1_6.	People who are tobacco-free are basic .	<input type="checkbox"/> 1	<input type="checkbox"/> 2	<input type="checkbox"/> 3	<input type="checkbox"/> 4	<input type="checkbox"/> 5	<input type="checkbox"/> 9
E1_7.	People who are tobacco-free are boring .	<input type="checkbox"/> 1	<input type="checkbox"/> 2	<input type="checkbox"/> 3	<input type="checkbox"/> 4	<input type="checkbox"/> 5	<input type="checkbox"/> 9
E1_8.	People who are tobacco-free are predictable .	<input type="checkbox"/> 1	<input type="checkbox"/> 2	<input type="checkbox"/> 3	<input type="checkbox"/> 4	<input type="checkbox"/> 5	<input type="checkbox"/> 9

ASK: All respondents

E2. Smoking cigarettes is...

[RANDOMIZE E2_1-E2_2]

E2_1.	Bad	<input type="checkbox"/>	<input type="checkbox"/>	<input type="checkbox"/>	<input type="checkbox"/>	<input type="checkbox"/>	<input type="checkbox"/>	<input type="checkbox"/>	Good
E2_2.	Unenjoyable	<input type="checkbox"/>	<input type="checkbox"/>	<input type="checkbox"/>	<input type="checkbox"/>	<input type="checkbox"/>	<input type="checkbox"/>	<input type="checkbox"/>	Enjoyable

PROGRAMMER: DETERMINE HOW TO HAVE AN OVERT PREFER NOT TO ANSWER OPTION

ASK: All respondents

E3A. [IF B1= 2 OR B2= 0 AND B9=2 OR B10= 1 AND B11= 2 OR B12= 1 AND B13= 2 OR B14= 1 AND B15= 2 OR B16= 1]

How much do you agree or disagree with the following statements?

PROGRAMMER: RANDOMIZE E3A_1- E3A_5

		Strongly Disagree	Disagree	Neither Agree or Disagree	Agree	Strongly Agree	Prefer not to answer
E3A_1.	I am proud to live tobacco-free.	<input type="checkbox"/> 1	<input type="checkbox"/> 2	<input type="checkbox"/> 3	<input type="checkbox"/> 4	<input type="checkbox"/> 5	<input type="checkbox"/> 9
E3A_2.	Living tobacco-free is important to me.	<input type="checkbox"/> 1	<input type="checkbox"/> 2	<input type="checkbox"/> 3	<input type="checkbox"/> 4	<input type="checkbox"/> 5	<input type="checkbox"/> 9
E3A_3.	Tobacco use is harmful to the LGBT community.	<input type="checkbox"/> 1	<input type="checkbox"/> 2	<input type="checkbox"/> 3	<input type="checkbox"/> 4	<input type="checkbox"/> 5	<input type="checkbox"/> 9
E3A_4.	Being tobacco free when I go out makes me feel excluded.	<input type="checkbox"/> 1	<input type="checkbox"/> 2	<input type="checkbox"/> 3	<input type="checkbox"/> 4	<input type="checkbox"/> 5	<input type="checkbox"/> 9
E3A_5.	Using tobacco makes life harder.	<input type="checkbox"/> 1	<input type="checkbox"/> 2	<input type="checkbox"/> 3	<input type="checkbox"/> 4	<input type="checkbox"/> 5	<input type="checkbox"/> 9

ASK: Any respondents who have either never used any of the tobacco products in Section B or have not used any of them in the past 30 days.

E3B. [IF B2 NE 0 OR B10 NE 1 OR B12 NE 1 OR B14 NE 1 OR B16 NE 1]

How much do you agree or disagree with the following statements?

PROGRAMMER: RANDOMIZE E3B_1-E3B_7

		Strongly Disagree	Disagree	Neither Agree or Disagree	Agree	Strongly Agree	Prefer not to answer
E3B_1.	I would be proud to live tobacco-free.	<input type="checkbox"/> 1	<input type="checkbox"/> 2	<input type="checkbox"/> 3	<input type="checkbox"/> 4	<input type="checkbox"/> 5	<input type="checkbox"/> 9
E3B_2.	Living tobacco-free is important to me.	<input type="checkbox"/> 1	<input type="checkbox"/> 2	<input type="checkbox"/> 3	<input type="checkbox"/> 4	<input type="checkbox"/> 5	<input type="checkbox"/> 9
E3B_3.	If I lived tobacco-free I would be proud to tell other people.	<input type="checkbox"/> 1	<input type="checkbox"/> 2	<input type="checkbox"/> 3	<input type="checkbox"/> 4	<input type="checkbox"/> 5	<input type="checkbox"/> 9
E3B_4.	Using tobacco interferes with my life.	<input type="checkbox"/> 1	<input type="checkbox"/> 2	<input type="checkbox"/> 3	<input type="checkbox"/> 4	<input type="checkbox"/> 5	<input type="checkbox"/> 9
E3B_5.	Tobacco use is harmful to the LGBT community.	<input type="checkbox"/> 1	<input type="checkbox"/> 2	<input type="checkbox"/> 3	<input type="checkbox"/> 4	<input type="checkbox"/> 5	<input type="checkbox"/> 9
E3B_6.	If I was tobacco free I would feel excluded when I go out.	<input type="checkbox"/> 1	<input type="checkbox"/> 2	<input type="checkbox"/> 3	<input type="checkbox"/> 4	<input type="checkbox"/> 5	<input type="checkbox"/> 9
E3B_7.	Using tobacco makes life harder.	<input type="checkbox"/> 1	<input type="checkbox"/> 2	<input type="checkbox"/> 3	<input type="checkbox"/> 4	<input type="checkbox"/> 5	<input type="checkbox"/> 9

ASK: Respondents who have used any type of tobacco in the past 30 days

E4. How much do you agree or disagree with the following statements? If I smoke cigarettes every day, I will...

PROGRAMMER: RANDOMIZE ROWS

		Strongly Disagree	Disagree	Neither Agree or Disagree	Agree	Strongly Agree	Prefer not to answer
E4_1.	Shorten my life	<input type="checkbox"/> 1	<input type="checkbox"/> 2	<input type="checkbox"/> 3	<input type="checkbox"/> 4	<input type="checkbox"/> 5	<input type="checkbox"/> 9
E4_2.	Be able to stop smoking when I want to	<input type="checkbox"/> 1	<input type="checkbox"/> 2	<input type="checkbox"/> 3	<input type="checkbox"/> 4	<input type="checkbox"/> 5	<input type="checkbox"/> 9
E4_3.	Damage my immune system	<input type="checkbox"/> 1	<input type="checkbox"/> 2	<input type="checkbox"/> 3	<input type="checkbox"/> 4	<input type="checkbox"/> 5	<input type="checkbox"/> 9
E4_4.	Turn off potential partners	<input type="checkbox"/> 1	<input type="checkbox"/> 2	<input type="checkbox"/> 3	<input type="checkbox"/> 4	<input type="checkbox"/> 5	<input type="checkbox"/> 9
E4_5.	Damage my teeth	<input type="checkbox"/> 1	<input type="checkbox"/> 2	<input type="checkbox"/> 3	<input type="checkbox"/> 4	<input type="checkbox"/> 5	<input type="checkbox"/> 9
E4_6.	Damage my skin	<input type="checkbox"/> 1	<input type="checkbox"/> 2	<input type="checkbox"/> 3	<input type="checkbox"/> 4	<input type="checkbox"/> 5	<input type="checkbox"/> 9
E4_7.	Develop lung cancer	<input type="checkbox"/> 1	<input type="checkbox"/> 2	<input type="checkbox"/> 3	<input type="checkbox"/> 4	<input type="checkbox"/> 5	<input type="checkbox"/> 9

ASK: All respondents

Social Norms

E5. How many of your four closest friends...

		None	One	Two	Three	Four	Prefer not to answer
E5_1.	Smoke cigarettes?	<input type="checkbox"/> 0	<input type="checkbox"/> 1	<input type="checkbox"/> 2	<input type="checkbox"/> 3	<input type="checkbox"/> 4	<input type="checkbox"/> 9
E5_2.	Use a hookah or water pipe to smoke tobacco?	<input type="checkbox"/> 0	<input type="checkbox"/> 1	<input type="checkbox"/> 2	<input type="checkbox"/> 3	<input type="checkbox"/> 4	<input type="checkbox"/> 9
E5_3.	Use electronic nicotine products such as “e-cigarettes”, “e-cigs”, “vapor pens”, or “e-hookahs”? Common brands are Blu, Njoy, Logic, Fin, Swisher, 21st Century Smoke, Vuse, Markten, V2 Cigs, Nicotek or Vapin Plus.	<input type="checkbox"/> 0	<input type="checkbox"/> 1	<input type="checkbox"/> 2	<input type="checkbox"/> 3	<input type="checkbox"/> 4	<input type="checkbox"/> 9

ASK: All respondents

E6. How many LGBT people who are your age...

		None	A few	Some	Most	All	Prefer not to answer
E6_1.	Smoke cigarettes?	<input type="checkbox"/> 0	<input type="checkbox"/> 1	<input type="checkbox"/> 2	<input type="checkbox"/> 3	<input type="checkbox"/> 4	<input type="checkbox"/> 9
E6_2.	Use a hookah or water pipe to smoke tobacco?	<input type="checkbox"/> 0	<input type="checkbox"/> 1	<input type="checkbox"/> 2	<input type="checkbox"/> 3	<input type="checkbox"/> 4	<input type="checkbox"/> 9
E6_3.	Use electronic nicotine products such as “e-cigarettes”, “e-cigs”, “vapor pens”, or “e-hookahs”? Common brands are Blu, Njoy, Logic, Fin, Swisher, 21st Century Smoke, Vuse, Markten, V2 Cigs, Nicotek or Vapin Plus.	<input type="checkbox"/> 0	<input type="checkbox"/> 1	<input type="checkbox"/> 2	<input type="checkbox"/> 3	<input type="checkbox"/> 4	<input type="checkbox"/> 9

ASK: All respondents

E7. How do LGBT people your age feel about cigarette smoking? Would you say most LGBT people your age...

- 1 Strongly disapprove
- 2 Somewhat disapprove
- 3 Neither approve nor disapprove
- 4 Somewhat approve
- 5 Strongly approve
- 9 Prefer not to answer

ASK: All respondents

E8. Compared to 3 months ago, people your age at LGBT bars, clubs and events are smoking...

- 1 More often
- 2 Less often
- 3 About the same
- 4 Not sure
- 9 Prefer not to answer

ASK: All respondents

Perceived Approval

E9. How much do you agree or disagree with the following statements?

PROGRAMMER: RANDOMIZE E9_1-E9_3

		Strongly Disagree	Disagree	Neither Agree or Disagree	Agree	Strongly Agree	Prefer not to answer
E9_1.	According to my friends , it is very important for me to not smoke cigarettes.	<input type="checkbox"/> 1	<input type="checkbox"/> 2	<input type="checkbox"/> 3	<input type="checkbox"/> 4	<input type="checkbox"/> 5	<input type="checkbox"/> 9
E9_2.	According to most people who hang out where I hang out , it is very important for me to not smoke cigarettes.	<input type="checkbox"/> 1	<input type="checkbox"/> 2	<input type="checkbox"/> 3	<input type="checkbox"/> 4	<input type="checkbox"/> 5	<input type="checkbox"/> 9
E9_3.	According to people my age in LGBT communities it is very important for me to not smoke cigarettes.	<input type="checkbox"/> 1	<input type="checkbox"/> 2	<input type="checkbox"/> 3	<input type="checkbox"/> 4	<input type="checkbox"/> 5	<input type="checkbox"/> 9

ASK: All respondents

E10. How much do you agree or disagree with the following statements? **If I only smoke cigarettes on some days (for example, smoking only when I go out), I will...**

PROGRAMMER: RANDOMIZE ROWS IN TABLE

		Strongly Disagree	Disagree	Neither Agree or Disagree	Agree	Strongly Agree	Prefer not to answer
E10_1	Shorten my life	<input type="checkbox"/> 1	<input type="checkbox"/> 2	<input type="checkbox"/> 3	<input type="checkbox"/> 4	<input type="checkbox"/> 5	<input type="checkbox"/> 9
E10_2	Be able to stop smoking when I want to	<input type="checkbox"/> 1	<input type="checkbox"/> 2	<input type="checkbox"/> 3	<input type="checkbox"/> 4	<input type="checkbox"/> 5	<input type="checkbox"/> 9
E10_3	Damage my immune system	<input type="checkbox"/> 1	<input type="checkbox"/> 2	<input type="checkbox"/> 3	<input type="checkbox"/> 4	<input type="checkbox"/> 5	<input type="checkbox"/> 9
E10_4	Turn off potential partners	<input type="checkbox"/> 1	<input type="checkbox"/> 2	<input type="checkbox"/> 3	<input type="checkbox"/> 4	<input type="checkbox"/> 5	<input type="checkbox"/> 9
E10_5	Damage my teeth	<input type="checkbox"/> 1	<input type="checkbox"/> 2	<input type="checkbox"/> 3	<input type="checkbox"/> 4	<input type="checkbox"/> 5	<input type="checkbox"/> 9
E10_6	Damage my skin	<input type="checkbox"/> 1	<input type="checkbox"/> 2	<input type="checkbox"/> 3	<input type="checkbox"/> 4	<input type="checkbox"/> 5	<input type="checkbox"/> 9
E10_7	Develop lung cancer	<input type="checkbox"/> 1	<input type="checkbox"/> 2	<input type="checkbox"/> 3	<input type="checkbox"/> 4	<input type="checkbox"/> 5	<input type="checkbox"/> 9

ASK: All respondents

Approval of Smoking

E11. This next set of questions asks about how willing or unwilling you are to do things with people who smoke cigarettes. Would you:

		Definitely Yes	Probably Yes	Probably Not	Definitely Not	Prefer not to answer
E11_1.	Go to a bar, club, party, concert or event where people are smoking cigarettes?	<input type="checkbox"/> 1	<input type="checkbox"/> 2	<input type="checkbox"/> 3	<input type="checkbox"/> 4	<input type="checkbox"/> 9
E11_2.	Hang out with someone who smokes cigarettes?	<input type="checkbox"/> 1	<input type="checkbox"/> 2	<input type="checkbox"/> 3	<input type="checkbox"/> 4	<input type="checkbox"/> 9
E11_3.	Dance with someone who smokes cigarettes?	<input type="checkbox"/> 1	<input type="checkbox"/> 2	<input type="checkbox"/> 3	<input type="checkbox"/> 4	<input type="checkbox"/> 9
E11_4.	Kiss someone who smokes cigarettes?	<input type="checkbox"/> 1	<input type="checkbox"/> 2	<input type="checkbox"/> 3	<input type="checkbox"/> 4	<input type="checkbox"/> 9
E11_5.	Date someone who smokes cigarettes?	<input type="checkbox"/> 1	<input type="checkbox"/> 2	<input type="checkbox"/> 3	<input type="checkbox"/> 4	<input type="checkbox"/> 9

ASK: All respondents

E12. How much do you agree or disagree with the following statements **about smoking cigarettes?**

		Strongly Disagree	Disagree	Neither Agree or Disagree	Agree	Strongly Agree	Prefer not to answer
E12_1.	It is safe for me to smoke for only a year or two, as long as I quit after that.	<input type="checkbox"/> 1	<input type="checkbox"/> 2	<input type="checkbox"/> 3	<input type="checkbox"/> 4	<input type="checkbox"/> 5	<input type="checkbox"/> 9
E12_2.	If I started to smoke occasionally I would not become addicted.	<input type="checkbox"/> 1	<input type="checkbox"/> 2	<input type="checkbox"/> 3	<input type="checkbox"/> 4	<input type="checkbox"/> 5	<input type="checkbox"/> 9
E12_3.	Smoking cigarettes helps people relieve stress.	<input type="checkbox"/> 1	<input type="checkbox"/> 2	<input type="checkbox"/> 3	<input type="checkbox"/> 4	<input type="checkbox"/> 5	<input type="checkbox"/> 9
E12_6.	Smoking is a way to show my identity to others.	<input type="checkbox"/> 1	<input type="checkbox"/> 2	<input type="checkbox"/> 3	<input type="checkbox"/> 4	<input type="checkbox"/> 5	<input type="checkbox"/> 9
E12_7.	Smoking cigarettes can help keep your weight down.	<input type="checkbox"/> 1	<input type="checkbox"/> 2	<input type="checkbox"/> 3	<input type="checkbox"/> 4	<input type="checkbox"/> 5	<input type="checkbox"/> 9
E12_8.	Smoking can cause damage to nearly every part of your body.	<input type="checkbox"/> 1	<input type="checkbox"/> 2	<input type="checkbox"/> 3	<input type="checkbox"/> 4	<input type="checkbox"/> 5	<input type="checkbox"/> 9
E12_9.	Smoking weakens your immune system.	<input type="checkbox"/> 1	<input type="checkbox"/> 2	<input type="checkbox"/> 3	<input type="checkbox"/> 4	<input type="checkbox"/> 5	<input type="checkbox"/> 9
E12_10.	Please select the option labeled 'Strongly Disagree' as your answer.	<input type="checkbox"/> 1	<input type="checkbox"/> 2	<input type="checkbox"/> 3	<input type="checkbox"/> 4	<input type="checkbox"/> 5	<input type="checkbox"/> 9

ASK: All respondents

Section F: Media Use and Awareness

F1. Next, we'd like to ask you about your use of TV and other media.

How often do you...

	Severa l times a day	About Once a Day	3-5 days a week	1-2 days a week	Every few weeks	Less often	Never	Prefer not to answer
F1_1. Watch <u>TV shows or movies</u> on any platform including a TV set, a computer, laptop or tablet, a smartphone or an iPod or MP3 player?	<input type="checkbox"/> 1	<input type="checkbox"/> 2	<input type="checkbox"/> 3	<input type="checkbox"/> 4	<input type="checkbox"/> 5	<input type="checkbox"/> 6	<input type="checkbox"/> 7	<input type="checkbox"/> 9
F1_2. Watch videos on YouTube?	<input type="checkbox"/> 1	<input type="checkbox"/> 2	<input type="checkbox"/> 3	<input type="checkbox"/> 4	<input type="checkbox"/> 5	<input type="checkbox"/> 6	<input type="checkbox"/> 7	<input type="checkbox"/> 9
F1_3. Listen to streaming radio?	<input type="checkbox"/> 1	<input type="checkbox"/> 2	<input type="checkbox"/> 3	<input type="checkbox"/> 4	<input type="checkbox"/> 5	<input type="checkbox"/> 6	<input type="checkbox"/> 7	<input type="checkbox"/> 9

ASK: All respondents

F1_4. How often do you use dating websites or apps?

- 1 Several times a day
- 2 About once a day
- 3 3-5 days a week
- 4 1-2 days a week
- 5 Every few weeks
- 6 Less often
- 7 Never
- 9 Prefer not to answer

ASK: All respondents

F2. Thinking about the social networking sites you use, about how often do you visit or use ...

[RANDOMIZE ALL]

	Several times a day	About Once a Day	3-5 days a week	1-2 days a week	Every few weeks	Less often	Never	Prefer not to answer
F2_1. Facebook	<input type="checkbox"/> 1	<input type="checkbox"/> 2	<input type="checkbox"/> 3	<input type="checkbox"/> 4	<input type="checkbox"/> 5	<input type="checkbox"/> 6	<input type="checkbox"/> 7	<input type="checkbox"/> 9
F2_2. Instagram	<input type="checkbox"/> 1	<input type="checkbox"/> 2	<input type="checkbox"/> 3	<input type="checkbox"/> 4	<input type="checkbox"/> 5	<input type="checkbox"/> 6	<input type="checkbox"/> 7	<input type="checkbox"/> 9
F2_3. Twitter	<input type="checkbox"/> 1	<input type="checkbox"/> 2	<input type="checkbox"/> 3	<input type="checkbox"/> 4	<input type="checkbox"/> 5	<input type="checkbox"/> 6	<input type="checkbox"/> 7	<input type="checkbox"/> 9
F2_4. Tumblr	<input type="checkbox"/> 1	<input type="checkbox"/> 2	<input type="checkbox"/> 3	<input type="checkbox"/> 4	<input type="checkbox"/> 5	<input type="checkbox"/> 6	<input type="checkbox"/> 7	<input type="checkbox"/> 9
F2_5. Snapchat	<input type="checkbox"/> 1	<input type="checkbox"/> 2	<input type="checkbox"/> 3	<input type="checkbox"/> 4	<input type="checkbox"/> 5	<input type="checkbox"/> 6	<input type="checkbox"/> 7	<input type="checkbox"/> 9

ASK: All respondents

F2_6. [IF F1_4 NE 7] Thinking about the dating websites and apps you use, about how often do you visit or use OkCupid?

- 1 Several times a day
- 2 About once a day
- 3 3-5 days a week
- 4 1-2 days a week
- 5 Every few weeks
- 6 Less often
- 7 Never
- 9 Prefer not to answer

ASK: Respondents who report using dating sites more frequently than 'Never'

F2_7. [IF Z3= 2 OR 4 AND Z6= 1 OR 3; IF A3= 2 OR 4 AND A6= 1 OR 3 AND F1_4 NE 7]

Thinking about the dating websites and apps you use, about how often do you visit or use HER?

- 1 Several times a day
- 2 About once a day
- 3 3-5 days a week
- 4 1-2 days a week
- 5 Every few weeks
- 6 Less often
- 7 Never
- 9 Prefer not to answer

ASK: Respondents who identify as female or transfemale and who are lesbian or bisexual and who report using dating sites more frequently than 'Never'

F3. Think about the following websites. About how often do you visit or use...

[RANDOMIZE ALL]

	Sever al times a day	About Once a Day	3-5 days a week	1-2 days a week	Ever y few week s	Less often	Neve r	Prefer not to answ er
--	---	---------------------------------	------------------------------------	--------------------------------	--	-----------------------	-------------------	--

F3_1. Queerty http://www.queerty.com/	<input type="checkbox"/> 1	<input type="checkbox"/> 2	<input type="checkbox"/> 3	<input type="checkbox"/> 4	<input type="checkbox"/> 5	<input type="checkbox"/> 6	<input type="checkbox"/> 7	<input type="checkbox"/> 9
F3_2. Logo TV http://www.logotv.com/	<input type="checkbox"/> 1	<input type="checkbox"/> 2	<input type="checkbox"/> 3	<input type="checkbox"/> 4	<input type="checkbox"/> 5	<input type="checkbox"/> 6	<input type="checkbox"/> 7	<input type="checkbox"/> 9
F3_3. Out http://www.out.com/	<input type="checkbox"/> 1	<input type="checkbox"/> 2	<input type="checkbox"/> 3	<input type="checkbox"/> 4	<input type="checkbox"/> 5	<input type="checkbox"/> 6	<input type="checkbox"/> 7	<input type="checkbox"/> 9
F3_4. Autostraddle http://www.autostraddle.com/	<input type="checkbox"/> 1	<input type="checkbox"/> 2	<input type="checkbox"/> 3	<input type="checkbox"/> 4	<input type="checkbox"/> 5	<input type="checkbox"/> 6	<input type="checkbox"/> 7	<input type="checkbox"/> 9
F3_5. After Ellen http://www.afterellen.com/	<input type="checkbox"/> 1	<input type="checkbox"/> 2	<input type="checkbox"/> 3	<input type="checkbox"/> 4	<input type="checkbox"/> 5	<input type="checkbox"/> 6	<input type="checkbox"/> 7	<input type="checkbox"/> 9
F3_6. Gay.com http://www.gay.com/	<input type="checkbox"/> 1	<input type="checkbox"/> 2	<input type="checkbox"/> 3	<input type="checkbox"/> 4	<input type="checkbox"/> 5	<input type="checkbox"/> 6	<input type="checkbox"/> 7	<input type="checkbox"/> 9
F3_7. Towleroad.com http://www.towleroad.com/	<input type="checkbox"/> 1	<input type="checkbox"/> 2	<input type="checkbox"/> 3	<input type="checkbox"/> 4	<input type="checkbox"/> 5	<input type="checkbox"/> 6	<input type="checkbox"/> 7	<input type="checkbox"/> 9

ASK: All respondents

F4. How often do you go to concerts, live shows, or other events at a store, local stage, community center, or music venue?

- 1 Once a week or more often
- 2 One or two times a month
- 3 Once every two or three months
- 4 One or two times a year
- 5 I do not attend concerts, live shows, or other events
- 9 Prefer not to answer

ASK: All respondents

F5. In the past 30 days, on how many days did you go to an LGBT party, night, bar, club, or event?

- 1 0 days
- 2 1-3 days
- 3 4-6 days
- 4 7 or more days
- 5 Don't remember how many days
- 9 Prefer not to answer

ASK: All respondents

F6. How many LGBT celebrities, athletes, musicians, or artists do you follow on social media (e.g. Laverne Cox, Tegan & Sara, Ruby Rose, Angel Haze)?

- 1 0
- 2 1-2
- 3 3-4
- 4 5 or more
- 9 Prefer not to answer

ASK: All respondents

Brand Awareness

F7. We want to ask you about some brands that might or might not have appeared in the media around here, as part of ads or videos about tobacco or at concerts, live shows, or other events.

NEXT

ASK: All respondents

F7_1. In the past 3 months, that is since [FILL DATE], have you seen or heard the following brand?

COMMUNE



- 1 Yes
- 2 No
- 3 Not Sure
- 9 Prefer not to answer

ASK: All respondents

DISPLAY: FILL DATE will calculate the date 3 months prior to the current date.

F7_2. In the past 3 months, that is since [FILL DATE], have you seen or heard the following brand?

The Real Cost



- 1 Yes

- 2 No
- 3 Not Sure
- 9 Prefer not to answer

ASK: All respondents

DISPLAY: FILL DATE will calculate the date 3 months prior to the current date.

F7_3. In the past 3 months, that is since [FILL DATE], have you seen or heard the following brand?

This Free Life



- 1 Yes
- 2 No
- 3 Not Sure
- 9 Prefer not to answer

ASK: All respondents

DISPLAY: FILL DATE will calculate the date 3 months prior to the current date.

F7_4. In the past 3 months, that is since [FILL DATE], have you seen or heard the following brand?

Fresh Empire



- 1 Yes
- 2 No
- 3 Not Sure
- 9 Prefer not to answer

ASK: All respondents

DISPLAY: FILL DATE will calculate the date 3 months prior to the current date.

Ad Awareness Other TC Campaigns (To Use As Controls)

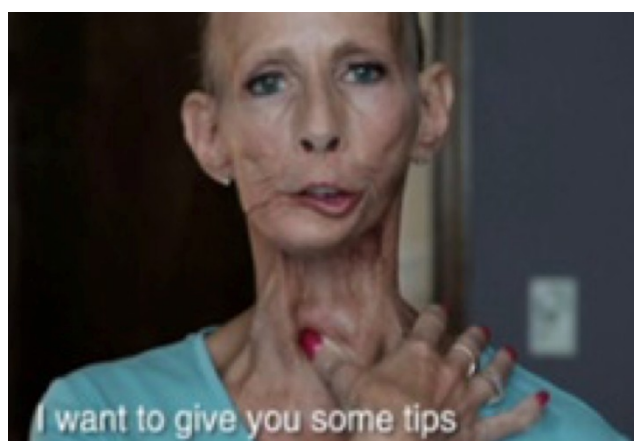
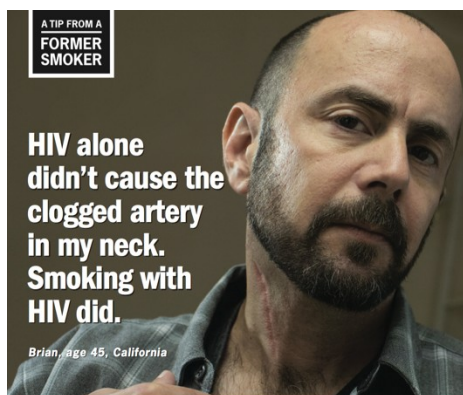
F8. The next set of questions asks whether or not you've seen any of the following ads.

NEXT

ASK: All respondents

PROGRAMMER: RANDOMIZE F8_1-F8_3

F8_1. In the past 3 months, that is since [FILL DATE], have you seen a *Tips from Former Smokers (Tips)* ad? Examples of some *Tips from Former Smokers* ads are shown below.



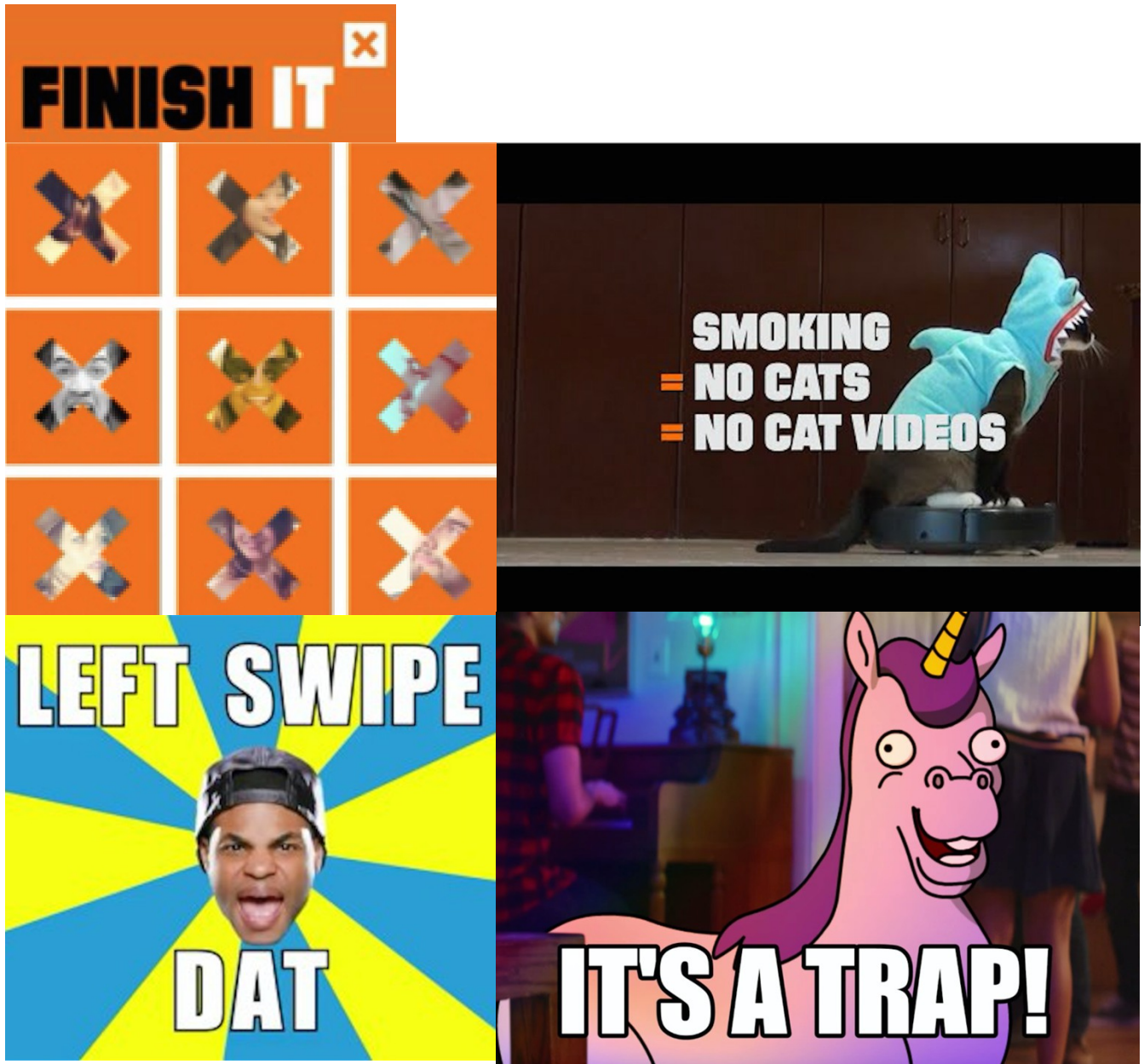


- 1 Yes
- 2 No
- 3 Not Sure
- 9 Prefer not to answer

ASK: All respondents

DISPLAY: FILL DATE will calculate the date 3 months prior to the current date.

F8_2. In the past 3 months, that is since [FILL DATE], have you seen a *truth*® campaign ad? Examples of some *truth*® campaign ads are shown below.



- 1 Yes
- 2 No
- 3 Not Sure
- 9 Prefer not to answer

ASK: All respondents

DISPLAY: FILL DATE will calculate the date 3 months prior to the current date.

F8_3. In the past 3 months, that is since [FILL DATE], have you seen a *The Real Cost* campaign ad? Examples of some *The Real Cost* campaign ads are shown below.



- 1 Yes
- 2 No
- 3 Not Sure
- 9 Prefer not to answer

ASK: All respondents

DISPLAY: FILL DATE will calculate the date 3 months prior to the current date.

F8_4. In the past 3 months, that is since [FILL DATE], have you seen a *Fresh Empire* campaign ad? Examples of some *Fresh Empire* campaign ads are shown below.



- 1 Yes
- 2 No
- 3 Not Sure
- 9 Prefer not to answer

ASK: All respondents

DISPLAY: FILL DATE will calculate the date 3 months prior to the current date.

Channels of This Free Life Awareness

F9. [IF F7_3= 1 or 3]

Where have you seen or heard about This Free Life? Check all that apply.

PROGRAMMER: RANDOMIZE RESPONSE OPTIONS. KEEP 'OTHER' AND 'PNTA' AT THE END

1. On TV
2. On the Internet or anywhere online
3. Billboards or other out-of-home ads (e. g., subways, bars, events)
4. At an event
5. Local LGBT magazines (e.g., NEXT magazine, Frontiers, Metro Weekly)
6. National LGBT magazines (e.g., OUT Magazine, Curve, Original Plumbing)
7. Some other place (please specify_____)
9. Prefer not to answer

ASK: Respondents who have heard of This Free Life or are not sure

F10. The This Free Life campaign is online. Have you ever seen This Free Life on... Check all that apply

[RANDOMIZE; ALL APPEAR ON SCREEN AT ONCE]



1. Twitter?
2. Instagram?
3. Facebook?
4. YouTube?
5. Pandora?
6. Tumblr?
7. LGBT websites (e.g., Autostraddle, After Ellen, Queerty, Towleroad)?
8. Other websites with LGBT content (e.g., BuzzFeed)?
9. Dating websites or apps (e.g., OK Cupid, HER)?
10. Other (please specify_____)?
11. I have not seen the This Free Life campaign online
99. Prefer not to answer

ASK: All respondents

Events Awareness, Channel of Awareness

F11_1. In the past 3 months, that is since [FILL DATE], have you heard of an event in your area sponsored by, or associated with, This Free Life?



- 1 Yes
- 2 No
- 3 Not Sure
- 9 Prefer not to answer

ASK: All respondents

DISPLAY: FILL DATE will calculate the date 3 months prior to the current date.

F12. [IF F11_1=1 OR 3 OR 9] How did you hear about the This Free Life event? Select all that apply.

- 1 Poster
- 2 Flyer or promotional materials
- 3 Email
- 4 Text message
- 5 Friend
- 6 Social media (Facebook, Instagram)
- 7 Local LGBT magazine
- 8 Other (please specify _____)
- 9 Not sure
- 99 Prefer not to answer

ASK: Respondents who have either heard of This Free Life events, weren't sure, or preferred not to answer

Event Attendance and Reactions

F13_1. [IF F11_1=1 OR 3 OR 9] Have you ever attended an event sponsored by, or associated with This Free Life?

- 1 Yes
- 2 No
- 9 Prefer not to answer

ASK: Respondents who have either heard of This Free Life events, weren't sure, or preferred not to answer

F13_2. [IF F13_1=1 OR 9] How many events in your area sponsored by, or associated with, This Free Life have you attended in the past 3 months, that is since [FILL DATE]?

- 1 None
- 2 One
- 3 Two
- 4 Three
- 5 Four or more
- 9 Prefer not to answer

ASK: Respondents who have either attended a This Free Life event or preferred not to answer

DISPLAY: FILL DATE will calculate the date 3 months prior to the current date.

F15. [IF F13_1=1 OR 9] How much do you agree or disagree with the following statements?

		Strongly Disagree	Disagree	Neither Agree or Disagree	Agree	Strongly Agree	Prefer Not to Answer
F15_1.	The event(s) was worth remembering	<input type="checkbox"/> 1	<input type="checkbox"/> 2	<input type="checkbox"/> 3	<input type="checkbox"/> 4	<input type="checkbox"/> 5	<input type="checkbox"/> 9
F15_2.	The event(s) grabbed my attention	<input type="checkbox"/> 1	<input type="checkbox"/> 2	<input type="checkbox"/> 3	<input type="checkbox"/> 4	<input type="checkbox"/> 5	<input type="checkbox"/> 9
F15_3.	The event(s) was powerful	<input type="checkbox"/> 1	<input type="checkbox"/> 2	<input type="checkbox"/> 3	<input type="checkbox"/> 4	<input type="checkbox"/> 5	<input type="checkbox"/> 9
F15_4.	The event(s) was informative	<input type="checkbox"/> 1	<input type="checkbox"/> 2	<input type="checkbox"/> 3	<input type="checkbox"/> 4	<input type="checkbox"/> 5	<input type="checkbox"/> 9
F15_5.	The event(s) was meaningful to me	<input type="checkbox"/> 1	<input type="checkbox"/> 2	<input type="checkbox"/> 3	<input type="checkbox"/> 4	<input type="checkbox"/> 5	<input type="checkbox"/> 9
F15_6.	The event(s) was convincing	<input type="checkbox"/> 1	<input type="checkbox"/> 2	<input type="checkbox"/> 3	<input type="checkbox"/> 4	<input type="checkbox"/> 5	<input type="checkbox"/> 9

ASK: Respondents who have either attended a This Free Life event or preferred not to answer

Video Awareness

F11_2. In the past 3 months, that is since [FILL DATE], have you seen a This Free Life video online?



- 1 Yes
- 2 No
- 3 Not Sure
- 9 Prefer not to answer

ASK: All respondents

DISPLAY: FILL DATE will calculate the date 3 months prior to the current date.

F17. Now we would like to show you some videos that have been shown in the U.S. Once you have viewed the video, please click on the forward arrow below to continue with the survey.

NEXT

ASK: All respondents

PROGRAMMER: RANDOMIZE BLOCKS OF QUESTIONS ABOUT EACH VIDEO (F18_1 - F23_1_h) AND [(F18_2 - F23_2_h) AND (F18_3 - F23_3_h)]. ALL RESPONDENTS RECEIVE ALL QUESTIONS.

F18_1. PROGRAMMER: DISPLAY OUR STORY VIDEO

Apart from this survey, how frequently have you seen this video in the past 3 months, that is since [FILL DATE]?

PROGRAMMER: ALLOW ANSWER TO BE MADE ONLY AFTER VIDEO PLAYS FOR 15 SECONDS.

- 1 Never
- 2 Rarely
- 3 Sometimes
- 4 Often
- 5 Very Often
- 9 Prefer not to answer


ASK: All respondents

DISPLAY: FILL DATE will calculate the date 3 months prior to the current date.

Reactions to Videos

F19_1. What is the main message of this video?

PROGRAMMER: RANDOMIZE RESPONSE OPTIONS KEEPING NOT SURE AND PNTA LAST



- 1 Many LGBT lives are cut short by tobacco each year
- 2 Tobacco gets in the way of your health and happiness
- 3 Many LGBT people are proud to live tobacco free
- 4 Life is better when you're tobacco free
- 5 You don't need tobacco to express who you are
- 6 Smoking tobacco puts poisons into your body
- 7 3 out of 4 people who start smoking as teens will continue smoking as adults

F18_2. PROGRAMMER: DISPLAY FLAWLESS VIDEO

Apart from this survey, how frequently have you seen this video in the past 3 months, that is since [FILL DATE]?

PROGRAMMER: ALLOW ANSWER TO BE MADE ONLY AFTER VIDEO PLAYS FOR 15 SECONDS.

- 1 Never
- 2 Rarely
- 3 Sometimes
- 4 Often
- 5 Very Often
- 9 Prefer not to answer

ASK: All respondents

DISPLAY: FILL DATE will calculate the date 3 months prior to the current date.

F18a_2. To show us that you are paying attention, please select Never as your response to this item.

- 1 Never
- 2 Rarely
- 3 Sometimes
- 4 Often
- 5 Very Often
- 9 Prefer not to answer

ASK: All respondents

Reactions to Videos

F19_2. What is the main message of this video?



PROGRAMMER: RANDOMIZE ORDER OF CHECKBOX LIST KEEPING NOT SURE AND PNTA LAST

- 1 Smoking can hurt nearly every part of you
- 2 Smoking tobacco messes with your appearance
- 3 Tobacco gets in the way of your health and happiness
- 4 You don't need tobacco to express who you are
- 5 Many LGBT lives are cut short by tobacco each year
- 6 Carbon monoxide is a chemical found in both cigarette smoke and car exhaust

98 Not sure

99 Prefer not to answer

ASK: All respondents

F21_2. How much do you agree or disagree with the following statements?



		Strongly Disagree	Disagree	Neither Agree or Disagree	Agree	Strongly Agree	Prefer Not to Answer
F21_2_a	This video is worth remembering	<input type="checkbox"/> 1	<input type="checkbox"/> 2	<input type="checkbox"/> 3	<input type="checkbox"/> 4	<input type="checkbox"/> 5	<input type="checkbox"/> 9
F21_2_b	This video grabbed my attention	<input type="checkbox"/> 1	<input type="checkbox"/> 2	<input type="checkbox"/> 3	<input type="checkbox"/> 4	<input type="checkbox"/> 5	<input type="checkbox"/> 9
F21_2_c	This video is powerful	<input type="checkbox"/> 1	<input type="checkbox"/> 2	<input type="checkbox"/> 3	<input type="checkbox"/> 4	<input type="checkbox"/> 5	<input type="checkbox"/> 9
F21_2_d	This video is informative	<input type="checkbox"/> 1	<input type="checkbox"/> 2	<input type="checkbox"/> 3	<input type="checkbox"/> 4	<input type="checkbox"/> 5	<input type="checkbox"/> 9
F21_2_e	This video is meaningful to me	<input type="checkbox"/> 1	<input type="checkbox"/> 2	<input type="checkbox"/> 3	<input type="checkbox"/> 4	<input type="checkbox"/> 5	<input type="checkbox"/> 9
F21_2_f	This video is convincing	<input type="checkbox"/> 1	<input type="checkbox"/> 2	<input type="checkbox"/> 3	<input type="checkbox"/> 4	<input type="checkbox"/> 5	<input type="checkbox"/> 9
F21_2_g	This video is terrible	<input type="checkbox"/> 1	<input type="checkbox"/> 2	<input type="checkbox"/> 3	<input type="checkbox"/> 4	<input type="checkbox"/> 5	<input type="checkbox"/> 9
F21_2_h	This video told me things I never knew before about tobacco	<input type="checkbox"/> 1	<input type="checkbox"/> 2	<input type="checkbox"/> 3	<input type="checkbox"/> 4	<input type="checkbox"/> 5	<input type="checkbox"/> 9
F21_2_i	This video gave me good reasons not to smoke cigarettes	<input type="checkbox"/> 1	<input type="checkbox"/> 2	<input type="checkbox"/> 3	<input type="checkbox"/> 4	<input type="checkbox"/> 5	<input type="checkbox"/> 9
F21_2_j	This video gave me good reasons not to use tobacco	<input type="checkbox"/> 1	<input type="checkbox"/> 2	<input type="checkbox"/> 3	<input type="checkbox"/> 4	<input type="checkbox"/> 5	<input type="checkbox"/> 9

ASK: All respondents

F22_2_a.



On a scale of 1 to 5, indicate whether the video made using tobacco look like something you would or wouldn't want to do.

- 1 The video makes me want to use tobacco
- 2
- 3
- 4
- 5 The video makes me want to **not** use tobacco
- 9 Prefer not to answer

ASK: All respondents

F23_2. On scale of 1 to 5, where 1 means "not at all" and 5 means "very", please indicate how much this video made you feel...

	1 Not at all	2	3	4	5 Very	Prefer not to answer
--	---------------------	----------	----------	----------	---------------	-----------------------------

F23_2_a. Afraid	<input type="checkbox"/> 1	<input type="checkbox"/> 2	<input type="checkbox"/> 3	<input type="checkbox"/> 4	<input type="checkbox"/> 5	<input type="checkbox"/> 9
F23_2_b. Irritated	<input type="checkbox"/> 1	<input type="checkbox"/> 2	<input type="checkbox"/> 3	<input type="checkbox"/> 4	<input type="checkbox"/> 5	<input type="checkbox"/> 9
F23_2_c. Understood	<input type="checkbox"/> 1	<input type="checkbox"/> 2	<input type="checkbox"/> 3	<input type="checkbox"/> 4	<input type="checkbox"/> 5	<input type="checkbox"/> 9
F23_2_d. Uneasy	<input type="checkbox"/> 1	<input type="checkbox"/> 2	<input type="checkbox"/> 3	<input type="checkbox"/> 4	<input type="checkbox"/> 5	<input type="checkbox"/> 9
F23_2_e. Happy	<input type="checkbox"/> 1	<input type="checkbox"/> 2	<input type="checkbox"/> 3	<input type="checkbox"/> 4	<input type="checkbox"/> 5	<input type="checkbox"/> 9
F23_2_f. Accepted	<input type="checkbox"/> 1	<input type="checkbox"/> 2	<input type="checkbox"/> 3	<input type="checkbox"/> 4	<input type="checkbox"/> 5	<input type="checkbox"/> 9
F23_2_g. Inspired	<input type="checkbox"/> 1	<input type="checkbox"/> 2	<input type="checkbox"/> 3	<input type="checkbox"/> 4	<input type="checkbox"/> 5	<input type="checkbox"/> 9
F23_2_h. Confident	<input type="checkbox"/> 1	<input type="checkbox"/> 2	<input type="checkbox"/> 3	<input type="checkbox"/> 4	<input type="checkbox"/> 5	<input type="checkbox"/> 9

ASK: All respondents

F18_3. PROGRAMMER: DISPLAY TIP THE SCALE VIDEO

SHOW FEMALE VIDEO IF Z3= 2 OR 4 AND Z6= 1 OR 3; IF A3= 2 OR 4 AND A6= 1 OR 3; ELSE RANDOMLY ASSIGN TO SEE EITHER MALE OR FEMALE VIDEO

SHOW MALE VIDEO IF Z3= 1 OR 3 AND Z5= 1 OR 3; IF A3= 1 OR 3 AND A5= 1 OR 3; ELSE RANDOMLY ASSIGN TO SEE EITHER MALE OR FEMALE VIDEO

Apart from this survey, how frequently have you seen this video in the past 3 months, that is since [FILL DATE]?

PROGRAMMER: ALLOW ANSWER TO BE MADE ONLY AFTER VIDEO PLAY FOR 15 SECONDS.

- 1 Never
- 2 Rarely
- 3 Sometimes
- 4 Often
- 5 Very Often
- 9 Prefer not to answer

ASK: All respondents. Respondents who identify as male will see the video featuring male characters while respondents who identify as female will see the video featuring female characters. Sexual minorities will be randomized to either version of the video.

DISPLAY: FILL DATE will calculate the date 3 months prior to the current date.

Reactions to Videos

F19_3. What is the main message of this video?



PROGRAMMER: RANDOMIZE ORDER OF CHECKBOX LIST KEEPING NOT SURE AND PNTA LAST

- 1 Tobacco gets in the way of your health and happiness
- 2 Life is better when you're tobacco free
- 3 Many LGBT people are proud to live tobacco free
- 4 You don't need tobacco to express who you are
- 5 Even casual smoking can do you damage
- 6 Smoking tobacco puts poisons into your body

98 Not sure

99 Prefer not to answer

ASK: All respondents

F21_3. How much do you agree or disagree with the following statements?



		Strongly Disagree	Disagree	Neither Agree or Disagree	Agree	Strongly Agree	Prefer Not to Answer
F21_3_a	This video is worth remembering	<input type="checkbox"/> 1	<input type="checkbox"/> 2	<input type="checkbox"/> 3	<input type="checkbox"/> 4	<input type="checkbox"/> 5	<input type="checkbox"/> 9
F21_3_b	This video grabbed my attention	<input type="checkbox"/> 1	<input type="checkbox"/> 2	<input type="checkbox"/> 3	<input type="checkbox"/> 4	<input type="checkbox"/> 5	<input type="checkbox"/> 9
F21_3_c	This video is powerful	<input type="checkbox"/> 1	<input type="checkbox"/> 2	<input type="checkbox"/> 3	<input type="checkbox"/> 4	<input type="checkbox"/> 5	<input type="checkbox"/> 9
F21_3_d	This video is informative	<input type="checkbox"/> 1	<input type="checkbox"/> 2	<input type="checkbox"/> 3	<input type="checkbox"/> 4	<input type="checkbox"/> 5	<input type="checkbox"/> 9
F21_3_e	This video is meaningful to me	<input type="checkbox"/> 1	<input type="checkbox"/> 2	<input type="checkbox"/> 3	<input type="checkbox"/> 4	<input type="checkbox"/> 5	<input type="checkbox"/> 9
F21_3_f	This video is convincing	<input type="checkbox"/> 1	<input type="checkbox"/> 2	<input type="checkbox"/> 3	<input type="checkbox"/> 4	<input type="checkbox"/> 5	<input type="checkbox"/> 9
F21_3_g	This video is terrible	<input type="checkbox"/> 1	<input type="checkbox"/> 2	<input type="checkbox"/> 3	<input type="checkbox"/> 4	<input type="checkbox"/> 5	<input type="checkbox"/> 9
F21_3_h	This video told me things I never knew before about tobacco	<input type="checkbox"/> 1	<input type="checkbox"/> 2	<input type="checkbox"/> 3	<input type="checkbox"/> 4	<input type="checkbox"/> 5	<input type="checkbox"/> 9
F21_3_i	This video gave me good reasons not to smoke cigarettes	<input type="checkbox"/> 1	<input type="checkbox"/> 2	<input type="checkbox"/> 3	<input type="checkbox"/> 4	<input type="checkbox"/> 5	<input type="checkbox"/> 9
F21_3_j	This video gave me good reasons not to use tobacco	<input type="checkbox"/> 1	<input type="checkbox"/> 2	<input type="checkbox"/> 3	<input type="checkbox"/> 4	<input type="checkbox"/> 5	<input type="checkbox"/> 9

ASK: All respondents

F22_3_a.



On a scale of 1 to 5, indicate whether the video made using tobacco look like something you would or wouldn't want to do.

- 1 The video makes me want to use tobacco
- 2
- 3
- 4
- 5 The video makes me want to not use tobacco
- 9 Prefer not to answer

ASK: All respondents

F23_3.



On scale of 1 to 5, where 1 means “not at all” and 5 means “very”, please indicate how much this video made you feel...

	1 Not at all	2	3	4	5 Very	Prefer not to answer
F23_3_a. Afraid	<input type="checkbox"/> 1	<input type="checkbox"/> 2	<input type="checkbox"/> 3	<input type="checkbox"/> 4	<input type="checkbox"/> 5	<input type="checkbox"/> 9
F23_3_b. Irritated	<input type="checkbox"/> 1	<input type="checkbox"/> 2	<input type="checkbox"/> 3	<input type="checkbox"/> 4	<input type="checkbox"/> 5	<input type="checkbox"/> 9
F23_3_c. Understood	<input type="checkbox"/> 1	<input type="checkbox"/> 2	<input type="checkbox"/> 3	<input type="checkbox"/> 4	<input type="checkbox"/> 5	<input type="checkbox"/> 9
F23_3_d. Uneasy	<input type="checkbox"/> 1	<input type="checkbox"/> 2	<input type="checkbox"/> 3	<input type="checkbox"/> 4	<input type="checkbox"/> 5	<input type="checkbox"/> 9
F23_3_e. Happy	<input type="checkbox"/> 1	<input type="checkbox"/> 2	<input type="checkbox"/> 3	<input type="checkbox"/> 4	<input type="checkbox"/> 5	<input type="checkbox"/> 9
F23_3_f. Accepted	<input type="checkbox"/> 1	<input type="checkbox"/> 2	<input type="checkbox"/> 3	<input type="checkbox"/> 4	<input type="checkbox"/> 5	<input type="checkbox"/> 9
F23_3_g. Inspired	<input type="checkbox"/> 1	<input type="checkbox"/> 2	<input type="checkbox"/> 3	<input type="checkbox"/> 4	<input type="checkbox"/> 5	<input type="checkbox"/> 9
F23_3_h. Confident	<input type="checkbox"/> 1	<input type="checkbox"/> 2	<input type="checkbox"/> 3	<input type="checkbox"/> 4	<input type="checkbox"/> 5	<input type="checkbox"/> 9

ASK: All respondents

Streaming Radio Awareness

F24. In the past 3 months, that is since [FILL DATE], have you heard about This Free Life on Pandora, Spotify, or other streaming radio service?



- 1 Yes
- 2 No
- 3 Not Sure
- 9 Prefer not to answer

ASK: All respondents

DISPLAY: FILL DATE will calculate the date 3 months prior to the current date.

F25. Now we would like to play you some radio clips that have aired in the U.S.

NEXT

ASK: All respondents

PROGRAMMER: RANDOMIZE PRESENTATION OF CLIPS AND F25_A AND F25_B. ALLOW ANSWER TO BE RECORDED AFTER 10 SECONDS OF PLAY TIME

F25_a. PLAY FLAWLESS CLIP. Apart from this survey, how frequently have you heard this on the radio in the past 3 months, that is since [FILL DATE]?

- 1 Never
- 2 Rarely
- 3 Sometimes
- 4 Often
- 5 Very Often
- 9 Prefer not to answer

ASK: All respondents

DISPLAY: FILL DATE will calculate the date 3 months prior to the current date.

F25_b. [PLAY FLAWLESS NAIL CLIP] Apart from this survey, how frequently have you heard this on the radio in the past 3 months, that is since [FILL DATE]?


- 1 Never
- 2 Rarely
- 3 Sometimes
- 4 Often
- 5 Very Often
- 9 Prefer not to answer

ASK: All respondents

DISPLAY: FILL DATE will calculate the date 3 months prior to the current date.

Digital Content Awareness

F26a. Now we would like to show you some digital content that you may have seen online.




Apart from this survey, have you seen this content online in the past 3 months, that is since [FILL DATE]?

- 1 Yes
- 2 No
- 3 Not Sure
- 9 Prefer not to answer

ASK: All respondents

DISPLAY: FILL DATE will calculate the date 3 months prior to the current date.

F27b. [IF F26a=1 OR3 OR 9]



How frequently have you seen this content online in the past 3 months, that is since [FILL DATE]?

- 1 Never
- 2 Rarely
- 3 Sometimes
- 4 Often
- 5 Very Often
- 9 Prefer not to answer

ASK: Respondents who have seen the online content in the past 3 months, or those who are not sure or who preferred not to answer

DISPLAY: FILL DATE will calculate the date 3 months prior to the current date.

Promotional Materials Awareness

F28a. Now we would like to show you some materials that have been circulating in some cities in the U.S.



Apart from this survey, have you seen materials like this in the past 3 months, that is since [FILL DATE]?

- 1 Yes
- 2 No
- 3 Not Sure
- 9 Prefer not to answer

ASK: All respondents

DISPLAY: FILL DATE will calculate the date 3 months prior to the current date.

F28b. [IF F28a=1 OR 3 OR 9] How frequently have you seen materials like this in the past 3 months, that is since [FILL DATE]?



- 1 Never
- 2 Rarely
- 3 Sometimes
- 4 Often
- 5 Very Often
- 9 Prefer not to answer

ASK: Respondents who have seen the promotional materials in the past 3 months, or those who are not sure or who preferred not to answer

DISPLAY: FILL DATE will calculate the date 3 months prior to the current date.

Brand Equity

F29. [IF F7_3 = 1 OR 3 OR 9]

How much do you agree or disagree with the following statements about This Free Life?

[RANDOMIZE F29_1- F29_3]

		Strongly Disagree	Disagree	Neither Agree or Disagree	Agree	Strongly Agree	Prefer Not to Answer
F29_1	I want to help promote This Free Life	<input type="checkbox"/> 1	<input type="checkbox"/> 2	<input type="checkbox"/> 3	<input type="checkbox"/> 4	<input type="checkbox"/> 5	<input type="checkbox"/> 9
F29_2	I'd defend This Free Life if someone was making fun of it	<input type="checkbox"/> 1	<input type="checkbox"/> 2	<input type="checkbox"/> 3	<input type="checkbox"/> 4	<input type="checkbox"/> 5	<input type="checkbox"/> 9
F29_3	I'd wear a This Free Life T-shirt	<input type="checkbox"/> 1	<input type="checkbox"/> 2	<input type="checkbox"/> 3	<input type="checkbox"/> 4	<input type="checkbox"/> 5	<input type="checkbox"/> 9

ASK: Respondents who have heard of This Free Life, or those who are not sure or who preferred not to answer

PROGRAMMER: RANDOMIZE ITEMS BELOW WITH F29_5/ F29_6 ASKED TOGETHER IN THAT ORDER

		Strongly Disagree	Disagree	Neither Agree or Disagree	Agree	Strongly Agree	Prefer Not to Answer
F29_4.	I talk to my friends about This Free Life	<input type="checkbox"/> 1	<input type="checkbox"/> 2	<input type="checkbox"/> 3	<input type="checkbox"/> 4	<input type="checkbox"/> 5	<input type="checkbox"/> 9
F29_5.	If I had the chance, I would tell people I know to watch This Free Life videos	<input type="checkbox"/> 1	<input type="checkbox"/> 2	<input type="checkbox"/> 3	<input type="checkbox"/> 4	<input type="checkbox"/> 5	<input type="checkbox"/> 9
F29_6.	If I had the chance, I would tell people I know to check out This Free Life at events	<input type="checkbox"/> 1	<input type="checkbox"/> 2	<input type="checkbox"/> 3	<input type="checkbox"/> 4	<input type="checkbox"/> 5	<input type="checkbox"/> 9
F29_7.	If I see anything from This Free Life, I check it out	<input type="checkbox"/> 1	<input type="checkbox"/> 2	<input type="checkbox"/> 3	<input type="checkbox"/> 4	<input type="checkbox"/> 5	<input type="checkbox"/> 9

ASK: Respondents who have heard of This Free Life, or those who are not sure or who preferred not to answer

PROGRAMMER: RANDOMIZE ITEMS BELOW WITH F29_10/ F29_11 AND F29_12/ F29_13
 ASKED TOGETHER IN THAT ORDER

		Strongly Disagree	Disagree	Neither Agree or Disagree	Agree	Strongly Agree	Prefer Not to Answer
F29_8.	This Free Life is popular with people like me	<input type="checkbox"/> 1	<input type="checkbox"/> 2	<input type="checkbox"/> 3	<input type="checkbox"/> 4	<input type="checkbox"/> 5	<input type="checkbox"/> 9
F29_9.	People are talking about This Free Life	<input type="checkbox"/> 1	<input type="checkbox"/> 2	<input type="checkbox"/> 3	<input type="checkbox"/> 4	<input type="checkbox"/> 5	<input type="checkbox"/> 9
F29_10.	This Free Life videos are becoming more popular with the people who hang out where I hang out	<input type="checkbox"/> 1	<input type="checkbox"/> 2	<input type="checkbox"/> 3	<input type="checkbox"/> 4	<input type="checkbox"/> 5	<input type="checkbox"/> 9
F29_11.	Checking out This Free Life at events is becoming more popular with the people who hang out where I hang out	<input type="checkbox"/> 1	<input type="checkbox"/> 2	<input type="checkbox"/> 3	<input type="checkbox"/> 4	<input type="checkbox"/> 5	<input type="checkbox"/> 9
F29_12.	This Free Life videos are for people like me	<input type="checkbox"/> 1	<input type="checkbox"/> 2	<input type="checkbox"/> 3	<input type="checkbox"/> 4	<input type="checkbox"/> 5	<input type="checkbox"/> 9
F29_13.	This Free Life events are for people like me	<input type="checkbox"/> 1	<input type="checkbox"/> 2	<input type="checkbox"/> 3	<input type="checkbox"/> 4	<input type="checkbox"/> 5	<input type="checkbox"/> 9

ASK: Respondents who have heard of This Free Life, or those who are not sure or who preferred not to answer

F30. [IF F7_3 = 1 OR 3 OR 9]

To what extent do you agree that each of the traits or statements listed below describe This Free Life?

PROGRAMMER: RANDOMIZE RESPONSE OPTIONS

		Strongly Disagree	Disagree	Neither Agree or Disagree	Agree	Strongly Agree	Prefer Not to Answer
F30_1.	Trendsetting	<input type="checkbox"/> 1	<input type="checkbox"/> 2	<input type="checkbox"/> 3	<input type="checkbox"/> 4	<input type="checkbox"/> 5	<input type="checkbox"/> 9
F30_2.	Motivating	<input type="checkbox"/> 1	<input type="checkbox"/> 2	<input type="checkbox"/> 3	<input type="checkbox"/> 4	<input type="checkbox"/> 5	<input type="checkbox"/> 9
F30_3.	Confident	<input type="checkbox"/> 1	<input type="checkbox"/> 2	<input type="checkbox"/> 3	<input type="checkbox"/> 4	<input type="checkbox"/> 5	<input type="checkbox"/> 9
F30_4.	Outgoing	<input type="checkbox"/> 1	<input type="checkbox"/> 2	<input type="checkbox"/> 3	<input type="checkbox"/> 4	<input type="checkbox"/> 5	<input type="checkbox"/> 9
F30_5.	Hosts the best parties	<input type="checkbox"/> 1	<input type="checkbox"/> 2	<input type="checkbox"/> 3	<input type="checkbox"/> 4	<input type="checkbox"/> 5	<input type="checkbox"/> 9
F30_6.	Always looks good	<input type="checkbox"/> 1	<input type="checkbox"/> 2	<input type="checkbox"/> 3	<input type="checkbox"/> 4	<input type="checkbox"/> 5	<input type="checkbox"/> 9

ASK: Respondents who have heard of This Free Life, or those who are not sure or who preferred not to answer

F31. [IF F7_3 = 1 OR 3 OR 9]

How much do you agree or disagree with the following statements?

When I think of This Free Life, I think...

		Strongly Disagree	Disagree	Neither Agree or Disagree	Agree	Strongly Agree	Prefer Not to Answer
F31_1	I have the freedom to be tobacco-free	<input type="checkbox"/> 1	<input type="checkbox"/> 2	<input type="checkbox"/> 3	<input type="checkbox"/> 4	<input type="checkbox"/> 5	<input type="checkbox"/> 9
F31_2	Using tobacco can undo some of the progress I have made	<input type="checkbox"/> 1	<input type="checkbox"/> 2	<input type="checkbox"/> 3	<input type="checkbox"/> 4	<input type="checkbox"/> 5	<input type="checkbox"/> 9
F31_3	Tobacco use is not attractive	<input type="checkbox"/> 1	<input type="checkbox"/> 2	<input type="checkbox"/> 3	<input type="checkbox"/> 4	<input type="checkbox"/> 5	<input type="checkbox"/> 9

ASK: Respondents who have heard of This Free Life, or those who are not sure or who preferred not to answer

Section G: Environment

G1. The next section asks some questions about your household and peers.

Other than you, has anyone who lives with you used any of the following during the past 30 days? Check all that apply.

- 1 Cigarettes
- 2 Cigars, cigarillos, or little cigars such as Swisher Sweets, White Owl, Cheyenne, Dutch Masters, Garcia Y Vega or Middleton’s
- 3 Tobacco out of a water pipe (also called “hookah”)
- 4 No, no one who lives with me has used any form of tobacco during the past 30 days
- 9 Prefer not to answer

PROGRAMMER: DO NOT ALLOW A RESPONSE OF 4 IN COMBINATION WITH OTHER RESPONSES.

ASK: All respondents

G2. How often do you attend church or religious services? Would you say...

- 1 Never
- 2 Less than once a month
- 3 About once a month
- 4 About 2 or 3 times a month
- 5 Once a week
- 6 More than once a week
- 9 Prefer not to answer

ASK: All respondents

G3. Please tell us if you strongly disagree, disagree, neither agree nor disagree, agree, or strongly agree with the following statements.

I would like to explore strange places. Would you say you...

- 1 Strongly Disagree
- 2 Disagree
- 3 Neither agree nor disagree
- 4 Agree
- 5 Strongly Agree
- 9 Prefer not to answer

ASK: All respondents

G4. I like to do frightening things. Would you say you...

- 1 Strongly Disagree
- 2 Disagree
- 3 Neither agree nor disagree
- 4 Agree
- 5 Strongly Agree
- 9 Prefer not to answer

ASK: All respondents

G5. I like new and exciting experiences, even if I have to break the rules. Would you say you...

- 1 Strongly Disagree
- 2 Disagree
- 3 Neither agree nor disagree
- 4 Agree
- 5 Strongly Agree
- 9 Prefer not to answer

ASK: All respondents

G6. I prefer friends who are exciting and unpredictable. Would you say you...

- 1 Strongly Disagree
- 2 Disagree
- 3 Neither agree nor disagree
- 4 Agree
- 5 Strongly Agree
- 9 Prefer not to answer

ASK: All respondents

G7. Thinking about your mental health, which includes stress, depression, and problems with emotions, for how many days during the past 30 days was your mental health not good?

____ Number of days (Range: 1-30)

- 2 None
- 3 Don't know
- 9 Prefer not to answer

ASK: All respondents

G8. In the last month, how often have you...

		Never	Almost Never	Sometimes	Fairly often	Very often	Prefer not to answer
	Felt that you were unable to control the important things in your life?	<input type="checkbox"/> 1	<input type="checkbox"/> 2	<input type="checkbox"/> 3	<input type="checkbox"/> 4	<input type="checkbox"/> 5	<input type="checkbox"/> 9
	Felt confident about your ability to handle your personal problems?	<input type="checkbox"/> 1	<input type="checkbox"/> 2	<input type="checkbox"/> 3	<input type="checkbox"/> 4	<input type="checkbox"/> 5	<input type="checkbox"/> 9
	Felt that things were going your way?	<input type="checkbox"/> 1	<input type="checkbox"/> 2	<input type="checkbox"/> 3	<input type="checkbox"/> 4	<input type="checkbox"/> 5	<input type="checkbox"/> 9
	Felt difficulties were piling up so high that you could not overcome them?	<input type="checkbox"/> 1	<input type="checkbox"/> 2	<input type="checkbox"/> 3	<input type="checkbox"/> 4	<input type="checkbox"/> 5	<input type="checkbox"/> 9

ASK: All respondents

Section H: LGBT Identity and Community

Discrimination

H1. Have you ever experienced discrimination, been prevented from doing something, or been hassled or made to feel inferior in any of the following seven situations because of your **sexual identity**_(lesbian, gay, bisexual, transgender)?

		Yes	No	Prefer not to answer
H1_1.	In your family	<input type="checkbox"/> 1	<input type="checkbox"/> 2	<input type="checkbox"/> 9
H1_2.	At school	<input type="checkbox"/> 1	<input type="checkbox"/> 2	<input type="checkbox"/> 9
H1_3.	Getting a job	<input type="checkbox"/> 1	<input type="checkbox"/> 2	<input type="checkbox"/> 9
H1_4.	At work	<input type="checkbox"/> 1	<input type="checkbox"/> 2	<input type="checkbox"/> 9
H1_5.	At home	<input type="checkbox"/> 1	<input type="checkbox"/> 2	<input type="checkbox"/> 9
H1_6.	Getting medical care	<input type="checkbox"/> 1	<input type="checkbox"/> 2	<input type="checkbox"/> 9
H1_7	On the street or in a public setting	<input type="checkbox"/> 1	<input type="checkbox"/> 2	<input type="checkbox"/> 9

ASK: All respondents

LGBT Community Involvement

H2_1. Have you ever attended an LGBT pride event?

- 1 Yes
- 2 No
- 9 Prefer not to answer

ASK: All respondents

H2_2. [IF H2_1= 1]

Have you attended an LGBT pride event in the past 12 months?

- 1 Yes
- 2 No
- 9 Prefer not to answer

ASK: Respondents who have attended an LGBT pride event

LGBT Identity Development

H3. For each of the following questions, please mark the response that best indicates your current experience as an LGBT person. Please be as honest as possible. Indicate how you really feel now, not how you think you should feel. There is no need to think too much about any one question. Answer each question according to your initial reaction and then move on to the next.

		Strongly Disagree	Disagree	Neither Agree or Disagree	Agree	Strongly Agree	Prefer Not to Answer
H3_1	I am glad to be an LGBT person.	<input type="checkbox"/> 1	<input type="checkbox"/> 2	<input type="checkbox"/> 3	<input type="checkbox"/> 4	<input type="checkbox"/> 5	<input type="checkbox"/> 9
H3_2	My sexual identity is an insignificant part of who I am.	<input type="checkbox"/> 1	<input type="checkbox"/> 2	<input type="checkbox"/> 3	<input type="checkbox"/> 4	<input type="checkbox"/> 5	<input type="checkbox"/> 9
H3_3	I'm proud to be part of the LGBT community.	<input type="checkbox"/> 1	<input type="checkbox"/> 2	<input type="checkbox"/> 3	<input type="checkbox"/> 4	<input type="checkbox"/> 5	<input type="checkbox"/> 9
H3_4	My sexual identity is a central part of my identity.	<input type="checkbox"/> 1	<input type="checkbox"/> 2	<input type="checkbox"/> 3	<input type="checkbox"/> 4	<input type="checkbox"/> 5	<input type="checkbox"/> 9
H3_5	To understand who I am as a person, you have to know that I'm LGBT.	<input type="checkbox"/> 1	<input type="checkbox"/> 2	<input type="checkbox"/> 3	<input type="checkbox"/> 4	<input type="checkbox"/> 5	<input type="checkbox"/> 9
H3_6	Being an LGBT person is a very important aspect of my life.	<input type="checkbox"/> 1	<input type="checkbox"/> 2	<input type="checkbox"/> 3	<input type="checkbox"/> 4	<input type="checkbox"/> 5	<input type="checkbox"/> 9
H3_7	I believe being LGBT is an important part of me.	<input type="checkbox"/> 1	<input type="checkbox"/> 2	<input type="checkbox"/> 3	<input type="checkbox"/> 4	<input type="checkbox"/> 5	<input type="checkbox"/> 9
H3_8	I am proud to be LGBT.	<input type="checkbox"/> 1	<input type="checkbox"/> 2	<input type="checkbox"/> 3	<input type="checkbox"/> 4	<input type="checkbox"/> 5	<input type="checkbox"/> 9
H3_9	I feel part of the LGBT community.	<input type="checkbox"/> 1	<input type="checkbox"/> 2	<input type="checkbox"/> 3	<input type="checkbox"/> 4	<input type="checkbox"/> 5	<input type="checkbox"/> 9
H3_10	I feel accepted by the LGBT community.	<input type="checkbox"/> 1	<input type="checkbox"/> 2	<input type="checkbox"/> 3	<input type="checkbox"/> 4	<input type="checkbox"/> 5	<input type="checkbox"/> 9

ASK: All respondents

PROGRAMMER: CALCULATE A VARIABLE CALLED COMPELTED THAT EQUALS 1 ONCE A RESPONDENT ANSWERS H3_10. ELSE VARIABLE EQUALS 0.

WEBTH Within 2 business days, we will send an email containing information about how to access and redeem your digital gift card. This information must be sent via email to the email address you supplied before starting this survey. Check your spam, junk or clutter folder(s) if you don't see our email in your email inbox.

NEXT

ASK: All respondents

RECON Thank you for your responses! We will be conducting additional rounds of this survey. The next round will take place in about 6 months. At that time, we may contact you to participate. Your participation in these next rounds is really important so that we can measure what has changed over time. Should we contact you, you will be able to decide if you want to take part in the survey at that time, and you can change your mind at any point.

NEXT

ASK: All respondents

END Thank you for taking time to complete this survey. You may close this window now.

OMB No: 0910-0808

Expiration Date: 01/31/2019

Paperwork Reduction Act Statement: The public reporting burden for this collection of information has been estimated to average 30 minutes per response. Send comments regarding this burden estimate or any other aspects of this collection of information, including suggestions for reducing burden to PRASStaff@fda.hhs.gov.