

Human Resources

Integrated Postsecondary Education Data System (IPEDS) 2017-18

The changes from the memo are included in the package below.

Human Resources for degree-granting institutions and related administrative offices that have 15 or more full-time staff and a tenure system

Overview

Human Resources Overview

Welcome to the IPEDS Human Resources (HR) survey component. The HR component collects important information about your institution's staff.

Data Reporting Reminders

- Report each employee only once. If an employee could be coded in more than one occupation, code the employee in the occupation that requires the highest level of skill OR if there is no measurable difference in skill requirements, code the employee in the occupation in which they spend the most time.
- Report staff members difficult to categorize in the "Human Resources Survey Evaluation" box at the end of the survey.
- Enter data on each displayed screen. If a screen is not applicable, enter at least one zero in a field on the screen and save before continuing.
- When reporting salary data (applicable to degree-granting institutions only) include all full-time, non-medical school, instructional staff - both with and without faculty status.

See the instructions for the **Key Reporting Concepts** section -- basic reporting concepts that will assist you in completing the Human Resources survey component.

Resources:

- To download the survey materials for this component: [Survey Materials](#)
- All staff must now be reported using the new IPEDS occupational categories, which align with the 2010 Standard Occupational Classification (SOC) codes. Additional information and resources can be found in the [IPEDS HR/SOC Information Center](#), including general information about the SOC, the IPEDS/SOC crosswalk, a SOC Browse Tool, frequently asked questions, and web tutorials.

If you have questions about completing this survey, please contact the **IPEDS Help Desk at 1-877-225-2568**.

Human Resources Screening Questions

Does your institution have any part-time staff?

If you answer **Yes** to this question, you will be provided the screens to report part-time staff.

No

Yes

Does your institution have graduate assistants?

If you answer **Yes** to this question, you will be provided the screens to report graduate assistants.

No

Yes

Does your institution have 15 or more full-time staff?

No

Yes

Does your institution have a tenure system?

If you answer **Yes** to this question, you will be provided the screens to report some data by tenure status.

No

Yes

Did your institution hire any **full-time permanent staff** who were included on the payroll of the institution between **November 1, 2016 and October 31, 2017** either for the **first time** (new to the institution) or **after a break in service**? (Exclude persons who have returned from sabbatical leave and full-time instructional staff who are working less-than-9-month contracts.)

If you answer **Yes** to this question, you will be provided the screens to report **full-time permanent new hires** in **Part H**.

No

Yes

Do **ALL** of the instructional staff at your institution fall into any of the following categories?

If you answer **Yes** to any of the questions below, you will **NOT** be required to report **Part G - Salaries** for instructional staff. However, Part G will still be required for reporting data for full-time non-instructional staff.

No Yes Are ALL of the instructional staff military personnel?

No Yes Do ALL of the instructional staff contribute their services (e.g., members of a religious order)?

You may use the space below to provide context for the data you've reported above.

Part A1 - Full-time Instructional Staff by Academic Rank and Tenure Status - Tenured

**Number of Full-time Instructional Staff
With Faculty Status
Tenured**

As of November 1, 2017

- Report Hispanic/Latino individuals of any race as Hispanic/Latino
- Report race for non-Hispanic/Latino individuals only
- Include both Primarily Instruction and Instruction Combined with Research and/or Public Service
- Include both non-medical and medical staff

Men

Race/ethnicity	Academic Rank					No academic rank	Total
	Professors	Associate professors	Assistant professors	Instructors	Lecturers		
<u>Nonresident alien</u>	<input type="text"/>	<input type="text"/>	<input type="text"/>	<input type="text"/>	<input type="text"/>	<input type="text"/>	
<u>Hispanic/Latino</u>	<input type="text"/>	<input type="text"/>	<input type="text"/>	<input type="text"/>	<input type="text"/>	<input type="text"/>	
<u>American Indian or Alaska Native</u>	<input type="text"/>	<input type="text"/>	<input type="text"/>	<input type="text"/>	<input type="text"/>	<input type="text"/>	
<u>Asian</u>	<input type="text"/>	<input type="text"/>	<input type="text"/>	<input type="text"/>	<input type="text"/>	<input type="text"/>	
<u>Black or African American</u>	<input type="text"/>	<input type="text"/>	<input type="text"/>	<input type="text"/>	<input type="text"/>	<input type="text"/>	
<u>Native Hawaiian or Other Pacific Islander</u>	<input type="text"/>	<input type="text"/>	<input type="text"/>	<input type="text"/>	<input type="text"/>	<input type="text"/>	
<u>White</u>	<input type="text"/>	<input type="text"/>	<input type="text"/>	<input type="text"/>	<input type="text"/>	<input type="text"/>	
Two or more races	<input type="text"/>	<input type="text"/>	<input type="text"/>	<input type="text"/>	<input type="text"/>	<input type="text"/>	
<u>Race and ethnicity unknown</u>	<input type="text"/>	<input type="text"/>	<input type="text"/>	<input type="text"/>	<input type="text"/>	<input type="text"/>	
Total men							

Women

Race/ethnicity	Academic Rank					No academic rank	Total
	Professors	Associate professors	Assistant professors	Instructors	Lecturers		
Nonresident alien	<input type="text"/>	<input type="text"/>	<input type="text"/>	<input type="text"/>	<input type="text"/>	<input type="text"/>	
Hispanic/Latino	<input type="text"/>	<input type="text"/>	<input type="text"/>	<input type="text"/>	<input type="text"/>	<input type="text"/>	
American Indian or Alaska Native	<input type="text"/>	<input type="text"/>	<input type="text"/>	<input type="text"/>	<input type="text"/>	<input type="text"/>	
Asian	<input type="text"/>	<input type="text"/>	<input type="text"/>	<input type="text"/>	<input type="text"/>	<input type="text"/>	
Black or African American	<input type="text"/>	<input type="text"/>	<input type="text"/>	<input type="text"/>	<input type="text"/>	<input type="text"/>	
Native Hawaiian or Other Pacific Islander	<input type="text"/>	<input type="text"/>	<input type="text"/>	<input type="text"/>	<input type="text"/>	<input type="text"/>	
White	<input type="text"/>	<input type="text"/>	<input type="text"/>	<input type="text"/>	<input type="text"/>	<input type="text"/>	
Two or more races	<input type="text"/>	<input type="text"/>	<input type="text"/>	<input type="text"/>	<input type="text"/>	<input type="text"/>	
Race and ethnicity unknown	<input type="text"/>	<input type="text"/>	<input type="text"/>	<input type="text"/>	<input type="text"/>	<input type="text"/>	
Total women							
Total (men+women)							
Total from prior year							

Part A1 - Full-time Instructional Staff by Academic Rank and Tenure Status - On Tenure Track

**Number of Full-time Instructional Staff
With Faculty Status
On Tenure Track**

As of November 1, 2017

- Report Hispanic/Latino individuals of any race as Hispanic/Latino
- Report race for non-Hispanic/Latino individuals only
- Include both Primarily Instruction and Instruction Combined with Research and/or Public Service
- Include both non-medical and medical staff

Men

Race/ethnicity	Academic Rank					No academic rank	Total
	Professors	Associate professors	Assistant professors	Instructors	Lecturers		
<u>Nonresident alien</u>	<input type="text"/>	<input type="text"/>	<input type="text"/>	<input type="text"/>	<input type="text"/>	<input type="text"/>	
<u>Hispanic/Latino</u>	<input type="text"/>	<input type="text"/>	<input type="text"/>	<input type="text"/>	<input type="text"/>	<input type="text"/>	
<u>American Indian or Alaska Native</u>	<input type="text"/>	<input type="text"/>	<input type="text"/>	<input type="text"/>	<input type="text"/>	<input type="text"/>	
<u>Asian</u>	<input type="text"/>	<input type="text"/>	<input type="text"/>	<input type="text"/>	<input type="text"/>	<input type="text"/>	
<u>Black or African American</u>	<input type="text"/>	<input type="text"/>	<input type="text"/>	<input type="text"/>	<input type="text"/>	<input type="text"/>	
<u>Native Hawaiian or Other Pacific Islander</u>	<input type="text"/>	<input type="text"/>	<input type="text"/>	<input type="text"/>	<input type="text"/>	<input type="text"/>	
<u>White</u>	<input type="text"/>	<input type="text"/>	<input type="text"/>	<input type="text"/>	<input type="text"/>	<input type="text"/>	
<u>Two or more races</u>	<input type="text"/>	<input type="text"/>	<input type="text"/>	<input type="text"/>	<input type="text"/>	<input type="text"/>	
<u>Race and ethnicity unknown</u>	<input type="text"/>	<input type="text"/>	<input type="text"/>	<input type="text"/>	<input type="text"/>	<input type="text"/>	
Total men							

Women

Race/ethnicity	Academic Rank					No academic rank	Total
	Professors	Associate professors	Assistant professors	Instructors	Lecturers		
Nonresident alien	<input type="text"/>	<input type="text"/>	<input type="text"/>	<input type="text"/>	<input type="text"/>	<input type="text"/>	
Hispanic/Latino	<input type="text"/>	<input type="text"/>	<input type="text"/>	<input type="text"/>	<input type="text"/>	<input type="text"/>	
American Indian or Alaska Native	<input type="text"/>	<input type="text"/>	<input type="text"/>	<input type="text"/>	<input type="text"/>	<input type="text"/>	
Asian	<input type="text"/>	<input type="text"/>	<input type="text"/>	<input type="text"/>	<input type="text"/>	<input type="text"/>	
Black or African American	<input type="text"/>	<input type="text"/>	<input type="text"/>	<input type="text"/>	<input type="text"/>	<input type="text"/>	
Native Hawaiian or Other Pacific Islander	<input type="text"/>	<input type="text"/>	<input type="text"/>	<input type="text"/>	<input type="text"/>	<input type="text"/>	
White	<input type="text"/>	<input type="text"/>	<input type="text"/>	<input type="text"/>	<input type="text"/>	<input type="text"/>	
Two or more races	<input type="text"/>	<input type="text"/>	<input type="text"/>	<input type="text"/>	<input type="text"/>	<input type="text"/>	
Race and ethnicity unknown	<input type="text"/>	<input type="text"/>	<input type="text"/>	<input type="text"/>	<input type="text"/>	<input type="text"/>	
Total women							

Total (men+women)

Total from prior year							
-----------------------	--	--	--	--	--	--	--

Part A1 - Full-time Instructional Staff by Academic Rank and Tenure Status - Multi-Year Contract

**Number of Full-time Instructional Staff
With Faculty Status
Not on Tenure Track - Multi-Year Contract**

As of November 1, 2017

- Report Hispanic/Latino individuals of any race as Hispanic/Latino
- Report race for non-Hispanic/Latino individuals only
- Include both Primarily Instruction and Instruction Combined with Research and/or Public Service
- Include both non-medical and medical staff

Men							
Gender and race/ethnicity	Academic Rank					No academic rank	Total
	Professors	Associate professors	Assistant professors	Instructors	Lecturers		
Nonresident alien	<input type="text"/>	<input type="text"/>	<input type="text"/>	<input type="text"/>	<input type="text"/>	<input type="text"/>	
Hispanic/Latino	<input type="text"/>	<input type="text"/>	<input type="text"/>	<input type="text"/>	<input type="text"/>	<input type="text"/>	
American Indian or Alaska Native	<input type="text"/>	<input type="text"/>	<input type="text"/>	<input type="text"/>	<input type="text"/>	<input type="text"/>	
Asian	<input type="text"/>	<input type="text"/>	<input type="text"/>	<input type="text"/>	<input type="text"/>	<input type="text"/>	
Black or African American	<input type="text"/>	<input type="text"/>	<input type="text"/>	<input type="text"/>	<input type="text"/>	<input type="text"/>	
Native Hawaiian or Other Pacific Islander	<input type="text"/>	<input type="text"/>	<input type="text"/>	<input type="text"/>	<input type="text"/>	<input type="text"/>	
White	<input type="text"/>	<input type="text"/>	<input type="text"/>	<input type="text"/>	<input type="text"/>	<input type="text"/>	
Two or more races	<input type="text"/>	<input type="text"/>	<input type="text"/>	<input type="text"/>	<input type="text"/>	<input type="text"/>	
Race and ethnicity unknown	<input type="text"/>	<input type="text"/>	<input type="text"/>	<input type="text"/>	<input type="text"/>	<input type="text"/>	
Total men							
Women							
Gender and race/ethnicity	Academic Rank					No academic rank	Total
	Professors	Associate professors	Assistant professors	Instructors	Lecturers		
Nonresident alien	<input type="text"/>	<input type="text"/>	<input type="text"/>	<input type="text"/>	<input type="text"/>	<input type="text"/>	
Hispanic/Latino	<input type="text"/>	<input type="text"/>	<input type="text"/>	<input type="text"/>	<input type="text"/>	<input type="text"/>	
American Indian or Alaska Native	<input type="text"/>	<input type="text"/>	<input type="text"/>	<input type="text"/>	<input type="text"/>	<input type="text"/>	
Asian	<input type="text"/>	<input type="text"/>	<input type="text"/>	<input type="text"/>	<input type="text"/>	<input type="text"/>	
Black or African American	<input type="text"/>	<input type="text"/>	<input type="text"/>	<input type="text"/>	<input type="text"/>	<input type="text"/>	
Native Hawaiian or Other Pacific Islander	<input type="text"/>	<input type="text"/>	<input type="text"/>	<input type="text"/>	<input type="text"/>	<input type="text"/>	
White	<input type="text"/>	<input type="text"/>	<input type="text"/>	<input type="text"/>	<input type="text"/>	<input type="text"/>	
Two or more races	<input type="text"/>	<input type="text"/>	<input type="text"/>	<input type="text"/>	<input type="text"/>	<input type="text"/>	
Race and ethnicity unknown	<input type="text"/>	<input type="text"/>	<input type="text"/>	<input type="text"/>	<input type="text"/>	<input type="text"/>	
Total women							
Total (men+women)							
Total from prior year							

Part A1 - Full-time Instructional Staff by Academic Rank and Tenure Status - Annual Contract

**Number of Full-time Instructional Staff
With Faculty Status
Not on Tenure Track - Annual Contract**

As of November 1, 2017

- Report Hispanic/Latino individuals of any race as Hispanic/Latino
- Report race for non-Hispanic/Latino individuals only
- Include both Primarily Instruction and Instruction Combined with Research and/or Public Service
- Include both non-medical and medical staff

Men

Race/ethnicity	Academic Rank					No academic rank	Total
	Professors	Associate professors	Assistant professors	Instructors	Lecturers		
Nonresident alien	<input type="text"/>	<input type="text"/>	<input type="text"/>	<input type="text"/>	<input type="text"/>	<input type="text"/>	
Hispanic/Latino	<input type="text"/>	<input type="text"/>	<input type="text"/>	<input type="text"/>	<input type="text"/>	<input type="text"/>	
American Indian or Alaska Native	<input type="text"/>	<input type="text"/>	<input type="text"/>	<input type="text"/>	<input type="text"/>	<input type="text"/>	
Asian	<input type="text"/>	<input type="text"/>	<input type="text"/>	<input type="text"/>	<input type="text"/>	<input type="text"/>	
Black or African American	<input type="text"/>	<input type="text"/>	<input type="text"/>	<input type="text"/>	<input type="text"/>	<input type="text"/>	
Native Hawaiian or Other Pacific Islander	<input type="text"/>	<input type="text"/>	<input type="text"/>	<input type="text"/>	<input type="text"/>	<input type="text"/>	
White	<input type="text"/>	<input type="text"/>	<input type="text"/>	<input type="text"/>	<input type="text"/>	<input type="text"/>	
Two or more races	<input type="text"/>	<input type="text"/>	<input type="text"/>	<input type="text"/>	<input type="text"/>	<input type="text"/>	
Race and ethnicity unknown	<input type="text"/>	<input type="text"/>	<input type="text"/>	<input type="text"/>	<input type="text"/>	<input type="text"/>	
Total men							

Women

Race/ethnicity	Academic Rank					No academic rank	Total
	Professors	Associate professors	Assistant professors	Instructors	Lecturers		
Nonresident alien	<input type="text"/>	<input type="text"/>	<input type="text"/>	<input type="text"/>	<input type="text"/>	<input type="text"/>	
Hispanic/Latino	<input type="text"/>	<input type="text"/>	<input type="text"/>	<input type="text"/>	<input type="text"/>	<input type="text"/>	
American Indian or Alaska Native	<input type="text"/>	<input type="text"/>	<input type="text"/>	<input type="text"/>	<input type="text"/>	<input type="text"/>	
Asian	<input type="text"/>	<input type="text"/>	<input type="text"/>	<input type="text"/>	<input type="text"/>	<input type="text"/>	
Black or African American	<input type="text"/>	<input type="text"/>	<input type="text"/>	<input type="text"/>	<input type="text"/>	<input type="text"/>	
Native Hawaiian or Other Pacific Islander	<input type="text"/>	<input type="text"/>	<input type="text"/>	<input type="text"/>	<input type="text"/>	<input type="text"/>	
White	<input type="text"/>	<input type="text"/>	<input type="text"/>	<input type="text"/>	<input type="text"/>	<input type="text"/>	
Two or more races	<input type="text"/>	<input type="text"/>	<input type="text"/>	<input type="text"/>	<input type="text"/>	<input type="text"/>	
Race and ethnicity unknown	<input type="text"/>	<input type="text"/>	<input type="text"/>	<input type="text"/>	<input type="text"/>	<input type="text"/>	
Total women							

Total (men+women)

Total from prior year							
-----------------------	--	--	--	--	--	--	--

Part A1 - Full-time Instructional Staff by Academic Rank and Tenure Status - Less-Than-Annual Contract

**Number of Full-time Instructional Staff
With Faculty Status
Not on Tenure Track - Less-than-annual Contract**

As of November 1, 2017

- Report Hispanic/Latino individuals of any race as Hispanic/Latino
- Report race for non-Hispanic/Latino individuals only
- Include both Primarily Instruction and Instruction Combined with Research and/or Public Service
- Include both non-medical and medical staff

Men							
Race/ethnicity	Academic Rank					No academic rank	Total
	Professors	Associate professors	Assistant professors	Instructors	Lecturers		
Nonresident alien	<input type="text"/>	<input type="text"/>	<input type="text"/>	<input type="text"/>	<input type="text"/>	<input type="text"/>	
Hispanic/Latino	<input type="text"/>	<input type="text"/>	<input type="text"/>	<input type="text"/>	<input type="text"/>	<input type="text"/>	
American Indian or Alaska Native	<input type="text"/>	<input type="text"/>	<input type="text"/>	<input type="text"/>	<input type="text"/>	<input type="text"/>	
Asian	<input type="text"/>	<input type="text"/>	<input type="text"/>	<input type="text"/>	<input type="text"/>	<input type="text"/>	
Black or African American	<input type="text"/>	<input type="text"/>	<input type="text"/>	<input type="text"/>	<input type="text"/>	<input type="text"/>	
Native Hawaiian or Other Pacific Islander	<input type="text"/>	<input type="text"/>	<input type="text"/>	<input type="text"/>	<input type="text"/>	<input type="text"/>	
White	<input type="text"/>	<input type="text"/>	<input type="text"/>	<input type="text"/>	<input type="text"/>	<input type="text"/>	
Two or more races	<input type="text"/>	<input type="text"/>	<input type="text"/>	<input type="text"/>	<input type="text"/>	<input type="text"/>	
Race and ethnicity unknown	<input type="text"/>	<input type="text"/>	<input type="text"/>	<input type="text"/>	<input type="text"/>	<input type="text"/>	
Total men							
Women							
Race/ethnicity	Academic Rank					No academic rank	Total
	Professors	Associate professors	Assistant professors	Instructors	Lecturers		
Nonresident alien	<input type="text"/>	<input type="text"/>	<input type="text"/>	<input type="text"/>	<input type="text"/>	<input type="text"/>	
Hispanic/Latino	<input type="text"/>	<input type="text"/>	<input type="text"/>	<input type="text"/>	<input type="text"/>	<input type="text"/>	
American Indian or Alaska Native	<input type="text"/>	<input type="text"/>	<input type="text"/>	<input type="text"/>	<input type="text"/>	<input type="text"/>	
Asian	<input type="text"/>	<input type="text"/>	<input type="text"/>	<input type="text"/>	<input type="text"/>	<input type="text"/>	
Black or African American	<input type="text"/>	<input type="text"/>	<input type="text"/>	<input type="text"/>	<input type="text"/>	<input type="text"/>	
Native Hawaiian or Other Pacific Islander	<input type="text"/>	<input type="text"/>	<input type="text"/>	<input type="text"/>	<input type="text"/>	<input type="text"/>	
White	<input type="text"/>	<input type="text"/>	<input type="text"/>	<input type="text"/>	<input type="text"/>	<input type="text"/>	
Two or more races	<input type="text"/>	<input type="text"/>	<input type="text"/>	<input type="text"/>	<input type="text"/>	<input type="text"/>	
Race and ethnicity unknown	<input type="text"/>	<input type="text"/>	<input type="text"/>	<input type="text"/>	<input type="text"/>	<input type="text"/>	
Total women							
Total (men+women)							
Total from prior year							

Part A1 - Full-time Instructional Staff by Academic Rank and Tenure Status - Indefinite duration contract

**Number of Full-time Instructional Staff
With Faculty Status
Not on Tenure Track - Indefinite duration contract**

As of November 1, 2017

- Report Hispanic/Latino individuals of any race as Hispanic/Latino
- Report race for non-Hispanic/Latino individuals only
- Include both Primarily Instruction and Instruction Combined with Research and/or Public Service
- Include both non-medical and medical staff

Men							
Gender and race/ethnicity	Academic Rank					No academic rank	Total
	Professors	Associate professors	Assistant professors	Instructors	Lecturers		
Nonresident alien	<input type="text"/>	<input type="text"/>	<input type="text"/>	<input type="text"/>	<input type="text"/>	<input type="text"/>	
Hispanic/Latino	<input type="text"/>	<input type="text"/>	<input type="text"/>	<input type="text"/>	<input type="text"/>	<input type="text"/>	
American Indian or Alaska Native	<input type="text"/>	<input type="text"/>	<input type="text"/>	<input type="text"/>	<input type="text"/>	<input type="text"/>	
Asian	<input type="text"/>	<input type="text"/>	<input type="text"/>	<input type="text"/>	<input type="text"/>	<input type="text"/>	
Black or African American	<input type="text"/>	<input type="text"/>	<input type="text"/>	<input type="text"/>	<input type="text"/>	<input type="text"/>	
Native Hawaiian or Other Pacific Islander	<input type="text"/>	<input type="text"/>	<input type="text"/>	<input type="text"/>	<input type="text"/>	<input type="text"/>	
White	<input type="text"/>	<input type="text"/>	<input type="text"/>	<input type="text"/>	<input type="text"/>	<input type="text"/>	
Two or more races	<input type="text"/>	<input type="text"/>	<input type="text"/>	<input type="text"/>	<input type="text"/>	<input type="text"/>	
Race and ethnicity unknown	<input type="text"/>	<input type="text"/>	<input type="text"/>	<input type="text"/>	<input type="text"/>	<input type="text"/>	
Total men							
Women							
Gender and race/ethnicity	Academic Rank					No academic rank	Total
	Professors	Associate professors	Assistant professors	Instructors	Lecturers		
Nonresident alien	<input type="text"/>	<input type="text"/>	<input type="text"/>	<input type="text"/>	<input type="text"/>	<input type="text"/>	
Hispanic/Latino	<input type="text"/>	<input type="text"/>	<input type="text"/>	<input type="text"/>	<input type="text"/>	<input type="text"/>	
American Indian or Alaska Native	<input type="text"/>	<input type="text"/>	<input type="text"/>	<input type="text"/>	<input type="text"/>	<input type="text"/>	
Asian	<input type="text"/>	<input type="text"/>	<input type="text"/>	<input type="text"/>	<input type="text"/>	<input type="text"/>	
Black or African American	<input type="text"/>	<input type="text"/>	<input type="text"/>	<input type="text"/>	<input type="text"/>	<input type="text"/>	
Native Hawaiian or Other Pacific Islander	<input type="text"/>	<input type="text"/>	<input type="text"/>	<input type="text"/>	<input type="text"/>	<input type="text"/>	
White	<input type="text"/>	<input type="text"/>	<input type="text"/>	<input type="text"/>	<input type="text"/>	<input type="text"/>	
Two or more races	<input type="text"/>	<input type="text"/>	<input type="text"/>	<input type="text"/>	<input type="text"/>	<input type="text"/>	
Race and ethnicity unknown	<input type="text"/>	<input type="text"/>	<input type="text"/>	<input type="text"/>	<input type="text"/>	<input type="text"/>	
Total women							
Total (men+women)							
Total from prior year							

Part A1 - Full-time Instructional Staff - Without Faculty Status

**Number of Full-time Instructional Staff
Without Faculty Status
As of November 1, 2017**

- Report Hispanic/Latino individuals of any race as Hispanic/Latino
- Report race for non-Hispanic/Latino individuals only
- Include both Primarily Instruction and Instruction Combined with Research and/or Public Service
- Include both non-medical and medical staff

Men	
Race/ethnicity	Without Faculty Status
<u>Nonresident alien</u>	<input type="text"/>
<u>Hispanic/Latino</u>	<input type="text"/>
<u>American Indian or Alaska Native</u>	<input type="text"/>
<u>Asian</u>	<input type="text"/>
<u>Black or African American</u>	<input type="text"/>
<u>Native Hawaiian or Other Pacific Islander</u>	<input type="text"/>
<u>White</u>	<input type="text"/>
Two or more races	<input type="text"/>
<u>Race and ethnicity unknown</u>	<input type="text"/>
Total men	
Women	
Race/ethnicity	Without Faculty Status
Nonresident alien	<input type="text"/>
Hispanic/Latino	<input type="text"/>
American Indian or Alaska Native	<input type="text"/>
Asian	<input type="text"/>
Black or African American	<input type="text"/>
Native Hawaiian or Other Pacific Islander	<input type="text"/>
White	<input type="text"/>
Two or more races	<input type="text"/>
Race and ethnicity unknown	<input type="text"/>
Total women	
Total (men+women)	
Total from prior year	

Part A2 - Full-time Instructional Staff by Function

Number of **Full-time Instructional Staff**

As of November 1, 2017

- Report Primarily Instruction and Instruction combined with Research and/or Public Service separately, as indicated below
- Report Non-medical school and Medical school staff separately, as indicated below

	With Faculty Status						Without Faculty Status	Total
	Tenured	On Tenure Track	Not on Tenure Track					
			Multi-year	Annual contract	Less-than-annual contract	Indefinite duration (continuing or at-will)		
Non-medical school staff								
Non-medical school staff from prior year								
<u>Primarily Instruction</u>								
Exclusively credit	<input type="text"/>	<input type="text"/>	<input type="text"/>	<input type="text"/>	<input type="text"/>	<input type="text"/>	<input type="text"/>	<input type="text"/>
Exclusively not-for-credit	<input type="text"/>	<input type="text"/>	<input type="text"/>	<input type="text"/>	<input type="text"/>	<input type="text"/>	<input type="text"/>	<input type="text"/>
Combined credit/not-for-credit	<input type="text"/>	<input type="text"/>	<input type="text"/>	<input type="text"/>	<input type="text"/>	<input type="text"/>	<input type="text"/>	<input type="text"/>
<u>Instruction/research/public service staff</u>	<input type="text"/>	<input type="text"/>	<input type="text"/>	<input type="text"/>	<input type="text"/>	<input type="text"/>	<input type="text"/>	<input type="text"/>
Medical school staff								
Medical school staff from prior year								
<u>Primarily Instruction</u>								
Exclusively credit	<input type="text"/>	<input type="text"/>	<input type="text"/>	<input type="text"/>	<input type="text"/>	<input type="text"/>	<input type="text"/>	<input type="text"/>
Exclusively not-for-credit	<input type="text"/>	<input type="text"/>	<input type="text"/>	<input type="text"/>	<input type="text"/>	<input type="text"/>	<input type="text"/>	<input type="text"/>
Combined credit/not-for-credit	<input type="text"/>	<input type="text"/>	<input type="text"/>	<input type="text"/>	<input type="text"/>	<input type="text"/>	<input type="text"/>	<input type="text"/>
<u>Instruction/research/public service staff</u>	<input type="text"/>	<input type="text"/>	<input type="text"/>	<input type="text"/>	<input type="text"/>	<input type="text"/>	<input type="text"/>	<input type="text"/>
Total carried forward from previous screens								

Part A3 - Full-time Instructional Staff - Totals

Total number of Full-time Instructional Staff

As of November 1, 2017

Race/ethnicity	Total men	Total women	Total (men+women)
Nonresident alien			
Hispanic/Latino			
American Indian or Alaska Native			
Asian			
Black or African American			
Native Hawaiian or Other Pacific Islander			
White			
Two or more races			
Race and ethnicity unknown			
Total			
Total from prior year			

Part B1 - Full-time Non-instructional Staff by Occupational Category

Number of **Full-time** Non-instructional Staff
by Occupational Category

As of November 1, 2017

- Report Hispanic/Latino individuals of any race as Hispanic/Latino
- Report race for non-Hispanic/Latino individuals only
- Include both non-medical and medical staff

Men			
Race/ethnicity	<u>Instructional Staff</u> (carried forward from Part A)	<u>Research staff</u>	<u>Public Service staff</u>
<u>Nonresident alien</u>		<input type="text"/>	<input type="text"/>
<u>Hispanic/Latino</u>		<input type="text"/>	<input type="text"/>
<u>American Indian or Alaska Native</u>		<input type="text"/>	<input type="text"/>
<u>Asian</u>		<input type="text"/>	<input type="text"/>
<u>Black or African American</u>		<input type="text"/>	<input type="text"/>
<u>Native Hawaiian or Other Pacific Islander</u>		<input type="text"/>	<input type="text"/>
<u>White</u>		<input type="text"/>	<input type="text"/>
Two or more races		<input type="text"/>	<input type="text"/>
<u>Race and ethnicity unknown</u>		<input type="text"/>	<input type="text"/>
Total men			
Women			
Race/ethnicity	<u>Instructional Staff</u> (carried forward from Part A)	<u>Research staff</u>	<u>Public Service staff</u>
Nonresident alien		<input type="text"/>	<input type="text"/>
Hispanic/Latino		<input type="text"/>	<input type="text"/>
American Indian or Alaska Native		<input type="text"/>	<input type="text"/>
Asian		<input type="text"/>	<input type="text"/>
Black or African American		<input type="text"/>	<input type="text"/>
Native Hawaiian or Other Pacific Islander		<input type="text"/>	<input type="text"/>
White		<input type="text"/>	<input type="text"/>
Two or more races		<input type="text"/>	<input type="text"/>
Race and ethnicity unknown		<input type="text"/>	<input type="text"/>
Total women			
Total (men+women)			
Total from prior year			

Part B1 - Full-time Non-instructional Staff by Occupational Category

Number of **Full-time** Non-instructional Staff
by Occupational Category

As of November 1, 2017

- Report Hispanic/Latino individuals of any race as Hispanic/Latino
- Report race for non-Hispanic/Latino individuals only
- Include both non-medical and medical staff

Men

Race/ethnicity	<u>Archivists, Curators, and Museum Technicians</u> 25-4010	<u>Librarians</u> 25-4020	<u>Library Technicians</u> 25-4030	<u>Student and Academic Affairs and Other Education Services Occupations</u> 25-2000 + 25-3000 + 25-9000
Nonresident alien	<input type="text"/>	<input type="text"/>	<input type="text"/>	<input type="text"/>
Hispanic/Latino	<input type="text"/>	<input type="text"/>	<input type="text"/>	<input type="text"/>
American Indian or Alaska Native	<input type="text"/>	<input type="text"/>	<input type="text"/>	<input type="text"/>
Asian	<input type="text"/>	<input type="text"/>	<input type="text"/>	<input type="text"/>
Black or African American	<input type="text"/>	<input type="text"/>	<input type="text"/>	<input type="text"/>
Native Hawaiian or Other Pacific Islander	<input type="text"/>	<input type="text"/>	<input type="text"/>	<input type="text"/>
White	<input type="text"/>	<input type="text"/>	<input type="text"/>	<input type="text"/>
Two or more races	<input type="text"/>	<input type="text"/>	<input type="text"/>	<input type="text"/>
Race and ethnicity unknown	<input type="text"/>	<input type="text"/>	<input type="text"/>	<input type="text"/>
Total men				

Women

Race/ethnicity	<u>Archivists, Curators, and Museum Technicians</u> 25-4010	<u>Librarians</u> 25-4020	<u>Library Technicians</u> 25-4030	<u>Student and Academic Affairs and Other Education Services Occupations</u> 25-2000 + 25-3000 + 25-9000
Nonresident alien	<input type="text"/>	<input type="text"/>	<input type="text"/>	<input type="text"/>
Hispanic/Latino	<input type="text"/>	<input type="text"/>	<input type="text"/>	<input type="text"/>
American Indian or Alaska Native	<input type="text"/>	<input type="text"/>	<input type="text"/>	<input type="text"/>
Asian	<input type="text"/>	<input type="text"/>	<input type="text"/>	<input type="text"/>
Black or African American	<input type="text"/>	<input type="text"/>	<input type="text"/>	<input type="text"/>
Native Hawaiian or Other Pacific Islander	<input type="text"/>	<input type="text"/>	<input type="text"/>	<input type="text"/>
White	<input type="text"/>	<input type="text"/>	<input type="text"/>	<input type="text"/>
Two or more races	<input type="text"/>	<input type="text"/>	<input type="text"/>	<input type="text"/>
Race and ethnicity unknown	<input type="text"/>	<input type="text"/>	<input type="text"/>	<input type="text"/>
Total women				

Total (men+women)

Total from prior year				
-----------------------	--	--	--	--

Part B1 - Full-time Non-instructional Staff by Occupational Category

Number of Full-time Non-instructional Staff
by Occupational Category

As of November 1, 2017

- Report Hispanic/Latino individuals of any race as Hispanic/Latino
- Report race for non-Hispanic/Latino individuals only
- Include both non-medical and medical staff

Men

Race/ethnicity	<u>Management Occupations</u> 11-0000	<u>Business and Financial Operations Occupations</u> 13-0000	<u>Computer, Engineering, and Science Occupations</u> 15-0000 + 17-0000 + 19-0000	<u>Community, Social Service, Legal, Arts, Design, Entertainment, Sports, and Media Occupations</u> 21-0000 + 23-0000 + 27-0000	<u>Healthcare Practitioners and Technical Occupations</u> 29-0000
Nonresident alien	<input type="text"/>	<input type="text"/>	<input type="text"/>	<input type="text"/>	<input type="text"/>
Hispanic/Latino	<input type="text"/>	<input type="text"/>	<input type="text"/>	<input type="text"/>	<input type="text"/>
American Indian or Alaska Native	<input type="text"/>	<input type="text"/>	<input type="text"/>	<input type="text"/>	<input type="text"/>
Asian	<input type="text"/>	<input type="text"/>	<input type="text"/>	<input type="text"/>	<input type="text"/>
Black or African American	<input type="text"/>	<input type="text"/>	<input type="text"/>	<input type="text"/>	<input type="text"/>
Native Hawaiian or Other Pacific Islander	<input type="text"/>	<input type="text"/>	<input type="text"/>	<input type="text"/>	<input type="text"/>
White	<input type="text"/>	<input type="text"/>	<input type="text"/>	<input type="text"/>	<input type="text"/>
Two or more races	<input type="text"/>	<input type="text"/>	<input type="text"/>	<input type="text"/>	<input type="text"/>
Race and ethnicity unknown	<input type="text"/>	<input type="text"/>	<input type="text"/>	<input type="text"/>	<input type="text"/>
Total men					

Women

Race/ethnicity	<u>Management Occupations</u> 11-0000	<u>Business and Financial Operations Occupations</u> 13-0000	<u>Computer, Engineering, and Science Occupations</u> 15-0000 + 17-0000 + 19-0000	<u>Community, Social Service, Legal, Arts, Design, Entertainment, Sports, and Media Occupations</u> 21-0000 + 23-0000 + 27-0000	<u>Healthcare Practitioners and Technical Occupations</u> 29-0000
Nonresident alien	<input type="text"/>	<input type="text"/>	<input type="text"/>	<input type="text"/>	<input type="text"/>
Hispanic/Latino	<input type="text"/>	<input type="text"/>	<input type="text"/>	<input type="text"/>	<input type="text"/>
American Indian or Alaska Native	<input type="text"/>	<input type="text"/>	<input type="text"/>	<input type="text"/>	<input type="text"/>
Asian	<input type="text"/>	<input type="text"/>	<input type="text"/>	<input type="text"/>	<input type="text"/>
Black or African American	<input type="text"/>	<input type="text"/>	<input type="text"/>	<input type="text"/>	<input type="text"/>
Native Hawaiian or Other Pacific Islander	<input type="text"/>	<input type="text"/>	<input type="text"/>	<input type="text"/>	<input type="text"/>
White	<input type="text"/>	<input type="text"/>	<input type="text"/>	<input type="text"/>	<input type="text"/>
Two or more races	<input type="text"/>	<input type="text"/>	<input type="text"/>	<input type="text"/>	<input type="text"/>
Race and ethnicity unknown	<input type="text"/>	<input type="text"/>	<input type="text"/>	<input type="text"/>	<input type="text"/>
Total women					
Total (men+women)					
Total from prior year					

Part B1 - Full-time Non-instructional Staff by Occupational Category

Number of Full-time Non-instructional Staff
by Occupational Category

As of November 1, 2017

- Report Hispanic/Latino individuals of any race as Hispanic/Latino
- Report race for non-Hispanic/Latino individuals only
- Include both non-medical and medical staff

Men

Race/ethnicity	<u>Service Occupations</u> 31-0000 + 33-0000 + 35-0000 + 37-0000 + 39-0000	<u>Sales and Related Occupations</u> 41-0000	<u>Office and Administrative Support Occupations</u> 43-0000	<u>Natural Resources, Construction, and Maintenance Occupations</u> 45-0000 + 47-0000 + 49-0000	<u>Production, Transportation, and Material Moving Occupations</u> 51-0000 + 53-0000	Grand Total (All full-time staff)
Nonresident alien	<input type="text"/>	<input type="text"/>	<input type="text"/>	<input type="text"/>	<input type="text"/>	
Hispanic/Latino	<input type="text"/>	<input type="text"/>	<input type="text"/>	<input type="text"/>	<input type="text"/>	
American Indian or Alaska Native	<input type="text"/>	<input type="text"/>	<input type="text"/>	<input type="text"/>	<input type="text"/>	
Asian	<input type="text"/>	<input type="text"/>	<input type="text"/>	<input type="text"/>	<input type="text"/>	
Black or African American	<input type="text"/>	<input type="text"/>	<input type="text"/>	<input type="text"/>	<input type="text"/>	
Native Hawaiian or Other Pacific Islander	<input type="text"/>	<input type="text"/>	<input type="text"/>	<input type="text"/>	<input type="text"/>	
White	<input type="text"/>	<input type="text"/>	<input type="text"/>	<input type="text"/>	<input type="text"/>	
Two or more races	<input type="text"/>	<input type="text"/>	<input type="text"/>	<input type="text"/>	<input type="text"/>	
Race and ethnicity unknown	<input type="text"/>	<input type="text"/>	<input type="text"/>	<input type="text"/>	<input type="text"/>	
Total men						

Women

Race/ethnicity	<u>Service Occupations</u> 31-0000 + 33-0000 + 35-0000 + 37-0000 + 39-0000	<u>Sales and Related Occupations</u> 41-0000	<u>Office and Administrative Support Occupations</u> 43-0000	<u>Natural Resources, Construction, and Maintenance Occupations</u> 45-0000 + 47-0000 + 49-0000	<u>Production, Transportation, and Material Moving Occupations</u> 51-0000 + 53-0000	Grand Total (All full-time staff)
Nonresident alien	<input type="text"/>	<input type="text"/>	<input type="text"/>	<input type="text"/>	<input type="text"/>	
Hispanic/Latino	<input type="text"/>	<input type="text"/>	<input type="text"/>	<input type="text"/>	<input type="text"/>	
American Indian or Alaska Native	<input type="text"/>	<input type="text"/>	<input type="text"/>	<input type="text"/>	<input type="text"/>	
Asian	<input type="text"/>	<input type="text"/>	<input type="text"/>	<input type="text"/>	<input type="text"/>	
Black or African American	<input type="text"/>	<input type="text"/>	<input type="text"/>	<input type="text"/>	<input type="text"/>	
Native Hawaiian or Other Pacific Islander	<input type="text"/>	<input type="text"/>	<input type="text"/>	<input type="text"/>	<input type="text"/>	
White	<input type="text"/>	<input type="text"/>	<input type="text"/>	<input type="text"/>	<input type="text"/>	
Two or more races	<input type="text"/>	<input type="text"/>	<input type="text"/>	<input type="text"/>	<input type="text"/>	
Race and ethnicity unknown	<input type="text"/>	<input type="text"/>	<input type="text"/>	<input type="text"/>	<input type="text"/>	
Total women						

Total (men+women)

Total from prior year						
-----------------------	--	--	--	--	--	--

Part B2 - Full-time Non-instructional Staff by Medical School Status

Number of Full-time Non-instructional Staff

As of November 1, 2017

Occupational category	Total (carried forward from Part B1)	Non-medical school staff	Medical school staff
<u>Service Occupations</u> 31-0000 + 33-0000 + 35-0000 + 37-0000 + 39-0000		<input type="text"/>	<input type="text"/>
<u>Sales and Related Occupations</u> 41-0000		<input type="text"/>	<input type="text"/>
<u>Office and Administrative Support Occupations</u> 43-0000		<input type="text"/>	<input type="text"/>
<u>Natural Resources, Construction, and Maintenance Occupations</u> 45-0000 + 47-0000 + 49-0000		<input type="text"/>	<input type="text"/>
<u>Production, Transportation, and Material Moving Occupations</u> 51-0000 + 53-0000		<input type="text"/>	<input type="text"/>
Total			
Total from prior year			

Part C - Full-time Summary Non-medical school staff

Summary of Full-time Non-medical School Staff

As of November 1, 2017

• Data will not be generated on this screen until the relevant screens in the previous section have been completed.

Occupational category	With Faculty Status						Without Faculty Status	Total
	Tenured	On Tenure Track	Not on Tenure Track					
			Multi-year	Annual contract	Less-than-annual contract	Indefinite duration (continuing or at-will)		
Primarily Instruction								
Exclusively credit								
Exclusively not-for-credit								
Combined credit/not-for-credit								
Instruction/research/public service staff								
Research staff								
Public Service staff								
Archivists, Curators, and Museum Technicians 25-4010								
Librarians 25-4020								
Library Technicians 25-4030								
Student and Academic Affairs and Other Education Services Occupations 25-2000 + 25-3000 + 25-9000								
Management Occupations 11-0000								
Business and Financial Operations Occupations 13-0000								
Computer, Engineering, and Science Occupations 15-0000 + 17-0000 + 19-0000								
Community, Social Service, Legal, Arts, Design, Entertainment, Sports, and Media Occupations 21-0000 + 23-0000 + 27-0000								
Healthcare Practitioners and Technical Occupations 29-0000								
Service Occupations 31-0000 + 33-0000 + 35-0000 + 37-0000 + 39-0000								
Sales and Related Occupations 41-0000								
Office and Administrative Support Occupations 43-0000								
Natural Resources, Construction, and Maintenance Occupations 45-0000 + 47-0000 + 49-0000								
Production, Transportation, and Material Moving Occupations 51-0000 + 53-0000								
Total								

Part G1 - Salaries Worksheet

**Number of Full-time Non-medical School Instructional Staff
For Calculation of Total Number of Months**

Annual Salary, 2017-18

- Report the number of instructional staff based on the number of months to be worked
- Months reported should correspond with the number of months that staff worked (which may differ from the number of months over which they are paid)
- Include ONLY full-time, non-medical school instructional staff
- Include instructional staff *with* faculty status and *without* faculty status
- Include instructional staff regardless of tenure status

Gender and academic rank	Months worked					Total staff	Total staff for salary reporting
	12 months	11 months	10 months	9 months	< 9 months		
Men							
Professors	<input type="text"/>	<input type="text"/>	<input type="text"/>	<input type="text"/>	<input type="text"/>		
Associate professors	<input type="text"/>	<input type="text"/>	<input type="text"/>	<input type="text"/>	<input type="text"/>		
Assistant professors	<input type="text"/>	<input type="text"/>	<input type="text"/>	<input type="text"/>	<input type="text"/>		
Instructors	<input type="text"/>	<input type="text"/>	<input type="text"/>	<input type="text"/>	<input type="text"/>		
Lecturers	<input type="text"/>	<input type="text"/>	<input type="text"/>	<input type="text"/>	<input type="text"/>		
No academic rank	<input type="text"/>	<input type="text"/>	<input type="text"/>	<input type="text"/>	<input type="text"/>		
Total men							
Women							
Professors	<input type="text"/>	<input type="text"/>	<input type="text"/>	<input type="text"/>	<input type="text"/>		
Associate professors	<input type="text"/>	<input type="text"/>	<input type="text"/>	<input type="text"/>	<input type="text"/>		
Assistant professors	<input type="text"/>	<input type="text"/>	<input type="text"/>	<input type="text"/>	<input type="text"/>		
Instructors	<input type="text"/>	<input type="text"/>	<input type="text"/>	<input type="text"/>	<input type="text"/>		
Lecturers	<input type="text"/>	<input type="text"/>	<input type="text"/>	<input type="text"/>	<input type="text"/>		
No academic rank	<input type="text"/>	<input type="text"/>	<input type="text"/>	<input type="text"/>	<input type="text"/>		
Total women							
Total (men + women)							
Total (men+women) full-time non-medical school instructional staff from Part A							

Part G2 - Salary Outlays for Instructional Staff

Salary Outlays
for **Full-time Non-medical School Instructional Staff**


Annual Salary Outlays, 2017-18

- Report the **TOTAL ANNUAL** salary outlays for the full-time Non-medical School instructional staff reported in the 12 months, 11 months, 10 months, and 9 months columns on the previous screen, Part G1 – Salaries Worksheet
- Using the **TOTAL ANNUAL** salary outlays data provided, the system will calculate the Equated 9 months by academic rank and gender.

Gender and academic rank	Total staff for salary reporting (from Part G, screen 1)	Salary Outlays					Equated 9 months
		12 months	11 months	10 months	9 months		
Men							
Professors		<input type="text"/>	<input type="text"/>	<input type="text"/>	<input type="text"/>		
Associate professors		<input type="text"/>	<input type="text"/>	<input type="text"/>	<input type="text"/>		
Assistant professors		<input type="text"/>	<input type="text"/>	<input type="text"/>	<input type="text"/>		
Instructors		<input type="text"/>	<input type="text"/>	<input type="text"/>	<input type="text"/>		
Lecturers		<input type="text"/>	<input type="text"/>	<input type="text"/>	<input type="text"/>		
No academic rank		<input type="text"/>	<input type="text"/>	<input type="text"/>	<input type="text"/>		
Total men							
Women							
Professors		<input type="text"/>	<input type="text"/>	<input type="text"/>	<input type="text"/>		
Associate professors		<input type="text"/>	<input type="text"/>	<input type="text"/>	<input type="text"/>		
Assistant professors		<input type="text"/>	<input type="text"/>	<input type="text"/>	<input type="text"/>		
Instructors		<input type="text"/>	<input type="text"/>	<input type="text"/>	<input type="text"/>		
Lecturers		<input type="text"/>	<input type="text"/>	<input type="text"/>	<input type="text"/>		
No academic rank		<input type="text"/>	<input type="text"/>	<input type="text"/>	<input type="text"/>		
Total women							
Total (men + women)							

Part G4 - Salary Outlays for Non-instructional Staff

Salary Outlays
for Full-time Non-medical School Non-instructional Staff
Annual Salary Outlays, 2017-18

Occupational category	 Number of full-time staff (carried forward from the Part B - FT, non-instructional staff screens)	 Total annual salary outlays
<u>Research staff</u>		<input type="text"/>
<u>Public Service staff</u>		<input type="text"/>
<u>Library and Student and Academic Affairs and Other Education Services Occupations</u> 25-4000 + 25-2000 + 25-3000 + 25-9000		<input type="text"/>
<u>Management Occupations</u> 11-0000		<input type="text"/>
<u>Business and Financial Operations Occupations</u> 13-0000		<input type="text"/>
<u>Computer, Engineering, and Science Occupations</u> 15-0000 + 17-0000 + 19-0000		<input type="text"/>
<u>Community, Social Service, Legal, Arts, Design, Entertainment, Sports, and Media Occupations</u> 21-0000 + 23-0000 + 27-0000		<input type="text"/>
<u>Healthcare Practitioners and Technical Occupations</u> 29-0000		<input type="text"/>
<u>Service Occupations</u> 31-0000 + 33-0000 + 35-0000 + 37-0000 + 39-0000		<input type="text"/>
<u>Sales and Related Occupations</u> 41-0000		<input type="text"/>
<u>Office and Administrative Support Occupations</u> 43-0000		<input type="text"/>
<u>Natural Resources, Construction, and Maintenance Occupations</u> 45-0000 + 47-0000 + 49-0000		<input type="text"/>
<u>Production, Transportation, and Material Moving Occupations</u> 51-0000 + 53-0000		<input type="text"/>

Part D - Part-time Staff by Occupational Category

Number of Part-time Staff by Occupational Category

As of November 1, 2017

- Report Hispanic/Latino individuals of any race as Hispanic/Latino
- Report race for non-Hispanic/Latino individuals only
- Include both non-medical and medical staff

Men

Race/ethnicity	<u>Instructional staff</u>	<u>Research staff</u>	<u>Public Service staff</u>
<u>Nonresident alien</u>	<input type="text"/>	<input type="text"/>	<input type="text"/>
<u>Hispanic/Latino</u>	<input type="text"/>	<input type="text"/>	<input type="text"/>
<u>American Indian or Alaska Native</u>	<input type="text"/>	<input type="text"/>	<input type="text"/>
<u>Asian</u>	<input type="text"/>	<input type="text"/>	<input type="text"/>
<u>Black or African American</u>	<input type="text"/>	<input type="text"/>	<input type="text"/>
<u>Native Hawaiian or Other Pacific Islander</u>	<input type="text"/>	<input type="text"/>	<input type="text"/>
<u>White</u>	<input type="text"/>	<input type="text"/>	<input type="text"/>
Two or more races	<input type="text"/>	<input type="text"/>	<input type="text"/>
<u>Race and ethnicity unknown</u>	<input type="text"/>	<input type="text"/>	<input type="text"/>
Total men			

Women

Race/ethnicity	<u>Instructional staff</u>	<u>Research staff</u>	<u>Public Service staff</u>
Nonresident alien	<input type="text"/>	<input type="text"/>	<input type="text"/>
Hispanic/Latino	<input type="text"/>	<input type="text"/>	<input type="text"/>
American Indian or Alaska Native	<input type="text"/>	<input type="text"/>	<input type="text"/>
Asian	<input type="text"/>	<input type="text"/>	<input type="text"/>
Black or African American	<input type="text"/>	<input type="text"/>	<input type="text"/>
Native Hawaiian or Other Pacific Islander	<input type="text"/>	<input type="text"/>	<input type="text"/>
White	<input type="text"/>	<input type="text"/>	<input type="text"/>
Two or more races	<input type="text"/>	<input type="text"/>	<input type="text"/>
Race and ethnicity unknown	<input type="text"/>	<input type="text"/>	<input type="text"/>
Total women			

Total (men+women)

Total from prior year			
-----------------------	--	--	--

Part D - Part-time Staff by Occupational Category

Number of Part-time Staff by Occupational Category

As of November 1, 2017

- Report Hispanic/Latino individuals of any race as Hispanic/Latino
- Report race for non-Hispanic/Latino individuals only
- Include both non-medical and medical staff

Men

Race/ethnicity	<u>Archivists, Curators, and Museum Technicians</u> 25-4010	<u>Librarians</u> 25-4020	<u>Library Technicians</u> 25-4030	<u>Student and Academic Affairs and Other Education Services Occupations</u> 25-2000 + 25-3000 + 25-9000	<u>Library and Student and Academic Affairs and Other Education Services Occupations</u>
Nonresident alien	<input type="text"/>	<input type="text"/>	<input type="text"/>	<input type="text"/>	<input type="text"/>
Hispanic/Latino	<input type="text"/>	<input type="text"/>	<input type="text"/>	<input type="text"/>	<input type="text"/>
<u>American Indian or Alaska Native</u>	<input type="text"/>	<input type="text"/>	<input type="text"/>	<input type="text"/>	<input type="text"/>
Asian	<input type="text"/>	<input type="text"/>	<input type="text"/>	<input type="text"/>	<input type="text"/>
<u>Black or African American</u>	<input type="text"/>	<input type="text"/>	<input type="text"/>	<input type="text"/>	<input type="text"/>
<u>Native Hawaiian or Other Pacific Islander</u>	<input type="text"/>	<input type="text"/>	<input type="text"/>	<input type="text"/>	<input type="text"/>
White	<input type="text"/>	<input type="text"/>	<input type="text"/>	<input type="text"/>	<input type="text"/>
Two or more races	<input type="text"/>	<input type="text"/>	<input type="text"/>	<input type="text"/>	<input type="text"/>
<u>Race and ethnicity unknown</u>	<input type="text"/>	<input type="text"/>	<input type="text"/>	<input type="text"/>	<input type="text"/>
Total men					

Women

Race/ethnicity	<u>Archivists, Curators, and Museum Technicians</u> 25-4010	<u>Librarians</u> 25-4020	<u>Library Technicians</u> 25-4030	<u>Student and Academic Affairs and Other Education Services Occupations</u> 25-2000 + 25-3000 + 25-9000	<u>Library and Student and Academic Affairs and Other Education Services Occupations</u>
Nonresident alien	<input type="text"/>	<input type="text"/>	<input type="text"/>	<input type="text"/>	<input type="text"/>
Hispanic/Latino	<input type="text"/>	<input type="text"/>	<input type="text"/>	<input type="text"/>	<input type="text"/>
American Indian or Alaska Native	<input type="text"/>	<input type="text"/>	<input type="text"/>	<input type="text"/>	<input type="text"/>
Asian	<input type="text"/>	<input type="text"/>	<input type="text"/>	<input type="text"/>	<input type="text"/>
Black or African American	<input type="text"/>	<input type="text"/>	<input type="text"/>	<input type="text"/>	<input type="text"/>
Native Hawaiian or Other Pacific Islander	<input type="text"/>	<input type="text"/>	<input type="text"/>	<input type="text"/>	<input type="text"/>
White	<input type="text"/>	<input type="text"/>	<input type="text"/>	<input type="text"/>	<input type="text"/>
Two or more races	<input type="text"/>	<input type="text"/>	<input type="text"/>	<input type="text"/>	<input type="text"/>
Race and ethnicity unknown	<input type="text"/>	<input type="text"/>	<input type="text"/>	<input type="text"/>	<input type="text"/>
Total women					

Total (men+women)

Total from prior year					
-----------------------	--	--	--	--	--

Part D - Part-time Staff by Occupational Category

Number of Part-time Staff

As of November 1, 2017

- Report Hispanic/Latino individuals of any race as Hispanic/Latino
- Report race for non-Hispanic/Latino individuals only
- Include both non-medical and medical staff

Men

Race/ethnicity	<u>Management Occupations</u> 11-0000	<u>Business and Financial Operations Occupations</u> 13-0000	<u>Computer, Engineering, and Science Occupations</u> 15-0000 + 17-0000 + 19-0000	<u>Community, Social Service, Legal, Arts, Design, Entertainment, Sports, and Media Occupations</u> 21-0000 + 23-0000 + 27-0000	<u>Healthcare Practitioners and Technical Occupations</u> 29-0000
<u>Nonresident alien</u>	<input type="text"/>	<input type="text"/>	<input type="text"/>	<input type="text"/>	<input type="text"/>
<u>Hispanic/Latino</u>	<input type="text"/>	<input type="text"/>	<input type="text"/>	<input type="text"/>	<input type="text"/>
<u>American Indian or Alaska Native</u>	<input type="text"/>	<input type="text"/>	<input type="text"/>	<input type="text"/>	<input type="text"/>
<u>Asian</u>	<input type="text"/>	<input type="text"/>	<input type="text"/>	<input type="text"/>	<input type="text"/>
<u>Black or African American</u>	<input type="text"/>	<input type="text"/>	<input type="text"/>	<input type="text"/>	<input type="text"/>
<u>Native Hawaiian or Other Pacific Islander</u>	<input type="text"/>	<input type="text"/>	<input type="text"/>	<input type="text"/>	<input type="text"/>
<u>White</u>	<input type="text"/>	<input type="text"/>	<input type="text"/>	<input type="text"/>	<input type="text"/>
Two or more races	<input type="text"/>	<input type="text"/>	<input type="text"/>	<input type="text"/>	<input type="text"/>
<u>Race and ethnicity unknown</u>	<input type="text"/>	<input type="text"/>	<input type="text"/>	<input type="text"/>	<input type="text"/>
Total men					

Women

Race/ethnicity	<u>Management Occupations</u> 11-0000	<u>Business and Financial Operations Occupations</u> 13-0000	<u>Computer, Engineering, and Science Occupations</u> 15-0000 + 17-0000 + 19-0000	<u>Community, Social Service, Legal, Arts, Design, Entertainment, Sports, and Media Occupations</u> 21-0000 + 23-0000 + 27-0000	<u>Healthcare Practitioners and Technical Occupations</u> 29-0000
Nonresident alien	<input type="text"/>	<input type="text"/>	<input type="text"/>	<input type="text"/>	<input type="text"/>
Hispanic/Latino	<input type="text"/>	<input type="text"/>	<input type="text"/>	<input type="text"/>	<input type="text"/>
American Indian or Alaska Native	<input type="text"/>	<input type="text"/>	<input type="text"/>	<input type="text"/>	<input type="text"/>
Asian	<input type="text"/>	<input type="text"/>	<input type="text"/>	<input type="text"/>	<input type="text"/>
Black or African American	<input type="text"/>	<input type="text"/>	<input type="text"/>	<input type="text"/>	<input type="text"/>
Native Hawaiian or Other Pacific Islander	<input type="text"/>	<input type="text"/>	<input type="text"/>	<input type="text"/>	<input type="text"/>
White	<input type="text"/>	<input type="text"/>	<input type="text"/>	<input type="text"/>	<input type="text"/>
Two or more races	<input type="text"/>	<input type="text"/>	<input type="text"/>	<input type="text"/>	<input type="text"/>
Race and ethnicity unknown	<input type="text"/>	<input type="text"/>	<input type="text"/>	<input type="text"/>	<input type="text"/>
Total women					

Total (men+women)

Total from prior year					
-----------------------	--	--	--	--	--

Part D - Part-time Staff by Occupational Category

Number of Part-time Staff

As of November 1, 2017

- Report Hispanic/Latino individuals of any race as Hispanic/Latino
- Report race for non-Hispanic/Latino individuals only
- Include both non-medical and medical staff

Men							
Race/ethnicity	<u>Service Occupations</u> 31-0000 + 33-0000 + 35-0000 + 37-0000 + 39-0000	<u>Sales and Related Occupations</u> 41-0000	<u>Office and Administrative Support Occupations</u> 43-0000	<u>Natural Resources, Construction, and Maintenance Occupations</u> 45-0000 + 47-0000 + 49-0000	<u>Production, Transportation, and Material Moving Occupations</u> 51-0000 + 53-0000	Grand Total (All part-time staff)	
Nonresident alien	<input type="text"/>	<input type="text"/>	<input type="text"/>	<input type="text"/>	<input type="text"/>	<input type="text"/>	
Hispanic/Latino	<input type="text"/>	<input type="text"/>	<input type="text"/>	<input type="text"/>	<input type="text"/>	<input type="text"/>	
American Indian or Alaska Native	<input type="text"/>	<input type="text"/>	<input type="text"/>	<input type="text"/>	<input type="text"/>	<input type="text"/>	
Asian	<input type="text"/>	<input type="text"/>	<input type="text"/>	<input type="text"/>	<input type="text"/>	<input type="text"/>	
Black or African American	<input type="text"/>	<input type="text"/>	<input type="text"/>	<input type="text"/>	<input type="text"/>	<input type="text"/>	
Native Hawaiian or Other Pacific Islander	<input type="text"/>	<input type="text"/>	<input type="text"/>	<input type="text"/>	<input type="text"/>	<input type="text"/>	
White	<input type="text"/>	<input type="text"/>	<input type="text"/>	<input type="text"/>	<input type="text"/>	<input type="text"/>	
Two or more races	<input type="text"/>	<input type="text"/>	<input type="text"/>	<input type="text"/>	<input type="text"/>	<input type="text"/>	
Race and ethnicity unknown	<input type="text"/>	<input type="text"/>	<input type="text"/>	<input type="text"/>	<input type="text"/>	<input type="text"/>	
Total men							
Women							
Race/ethnicity	<u>Service Occupations</u> 31-0000 + 33-0000 + 35-0000 + 37-0000 + 39-0000	<u>Sales and Related Occupations</u> 41-0000	<u>Office and Administrative Support Occupations</u> 43-0000	<u>Natural Resources, Construction, and Maintenance Occupations</u> 45-0000 + 47-0000 + 49-0000	<u>Production, Transportation, and Material Moving Occupations</u> 51-0000 + 53-0000	Grand Total (All part-time staff)	
Nonresident alien	<input type="text"/>	<input type="text"/>	<input type="text"/>	<input type="text"/>	<input type="text"/>	<input type="text"/>	
Hispanic/Latino	<input type="text"/>	<input type="text"/>	<input type="text"/>	<input type="text"/>	<input type="text"/>	<input type="text"/>	
American Indian or Alaska Native	<input type="text"/>	<input type="text"/>	<input type="text"/>	<input type="text"/>	<input type="text"/>	<input type="text"/>	
Asian	<input type="text"/>	<input type="text"/>	<input type="text"/>	<input type="text"/>	<input type="text"/>	<input type="text"/>	
Black or African American	<input type="text"/>	<input type="text"/>	<input type="text"/>	<input type="text"/>	<input type="text"/>	<input type="text"/>	
Native Hawaiian or Other Pacific Islander	<input type="text"/>	<input type="text"/>	<input type="text"/>	<input type="text"/>	<input type="text"/>	<input type="text"/>	
White	<input type="text"/>	<input type="text"/>	<input type="text"/>	<input type="text"/>	<input type="text"/>	<input type="text"/>	
Two or more races	<input type="text"/>	<input type="text"/>	<input type="text"/>	<input type="text"/>	<input type="text"/>	<input type="text"/>	
Race and ethnicity unknown	<input type="text"/>	<input type="text"/>	<input type="text"/>	<input type="text"/>	<input type="text"/>	<input type="text"/>	
Total women							
Total (men+women)							
Total from prior year							

Part D - Graduate assistants

Number of Graduate Assistants

As of November 1, 2017

- Report Hispanic/Latino individuals of any race as Hispanic/Latino
- Report race for non-Hispanic/Latino individuals only

Men

Race/ethnicity	Teaching 25-1191	Research	Other 11-0000, 13-0000, 15-0000, 17-0000, 19-0000, 21-0000, 23-0000, 27-0000, 25-4000, 25-4010, 25-4020, 25-4030, 25-2000, 25-3000, 25-9000, 29-0000	Total
Nonresident alien	<input type="text"/>	<input type="text"/>	<input type="text"/>	<input type="text"/>
Hispanic/Latino	<input type="text"/>	<input type="text"/>	<input type="text"/>	<input type="text"/>
American Indian or Alaska Native	<input type="text"/>	<input type="text"/>	<input type="text"/>	<input type="text"/>
Asian	<input type="text"/>	<input type="text"/>	<input type="text"/>	<input type="text"/>
Black or African American	<input type="text"/>	<input type="text"/>	<input type="text"/>	<input type="text"/>
Native Hawaiian or Other Pacific Islander	<input type="text"/>	<input type="text"/>	<input type="text"/>	<input type="text"/>
White	<input type="text"/>	<input type="text"/>	<input type="text"/>	<input type="text"/>
Two or more races	<input type="text"/>	<input type="text"/>	<input type="text"/>	<input type="text"/>
Race and ethnicity unknown	<input type="text"/>	<input type="text"/>	<input type="text"/>	<input type="text"/>
Total men				

Women

Race/ethnicity	Teaching 25-1191	Research	Other 11-0000, 13-0000, 15-0000, 17-0000, 19-0000, 21-0000, 23-0000, 27-0000, 25-4000, 25-4010, 25-4020, 25-4030, 25-2000, 25-3000, 25-9000, 29-0000	Total
Nonresident alien	<input type="text"/>	<input type="text"/>	<input type="text"/>	<input type="text"/>
Hispanic/Latino	<input type="text"/>	<input type="text"/>	<input type="text"/>	<input type="text"/>
American Indian or Alaska Native	<input type="text"/>	<input type="text"/>	<input type="text"/>	<input type="text"/>
Asian	<input type="text"/>	<input type="text"/>	<input type="text"/>	<input type="text"/>
Black or African American	<input type="text"/>	<input type="text"/>	<input type="text"/>	<input type="text"/>
Native Hawaiian or Other Pacific Islander	<input type="text"/>	<input type="text"/>	<input type="text"/>	<input type="text"/>
White	<input type="text"/>	<input type="text"/>	<input type="text"/>	<input type="text"/>
Two or more races	<input type="text"/>	<input type="text"/>	<input type="text"/>	<input type="text"/>
Race and ethnicity unknown	<input type="text"/>	<input type="text"/>	<input type="text"/>	<input type="text"/>
Total women				

Total (men+women)

Total from prior year

--	--	--	--	--

Part E - Part-time Staff by Medical School Status

Number of Part-time Staff

As of November 1, 2017

Occupational category	Total (carried forward from Part D)	Non-medical school staff	Medical school staff
<u>Service Occupations</u> 31-0000 + 33-0000 + 35-0000 + 37-0000 + 39-0000		<input type="text"/>	<input type="text"/>
<u>Sales and Related Occupations</u> 41-0000		<input type="text"/>	<input type="text"/>
<u>Office and Administrative Support Occupations</u> 43-0000		<input type="text"/>	<input type="text"/>
<u>Natural Resources, Construction, and Maintenance Occupations</u> 45-0000 + 47-0000 + 49-0000		<input type="text"/>	<input type="text"/>
<u>Production, Transportation, and Material Moving Occupations</u> 51-0000 + 53-0000		<input type="text"/>	<input type="text"/>
Total			
PY Total			
Graduate Assistants			
<u>Teaching</u> 25-1191		<input type="text"/>	<input type="text"/>
<u>Research</u>		<input type="text"/>	<input type="text"/>
<u>Other</u> 11-0000, 13-0000, 15-0000, 17-0000, 19-0000, 21-0000, 23-0000, 27-0000, 25-4000, 25-4010, 25-4020, 25-4030, 25-2000, 25-3000, 25-9000, 29-0000		<input type="text"/>	<input type="text"/>
Total			
PY Graduate Assistants			

Part F - Part-time Summary Non-medical school staff

Summary of Part-time Non-medical School Staff

As of November 1, 2017

Occupational category	With Faculty Status						Without Faculty Status	Total
	Tenured	On Tenure Track	Not on Tenure Track					
			Multi-year	Annual contract	Less-than-annual contract	Indefinite duration (continuing or at-will)		
Primarily Instruction								
Exclusively credit								
Exclusively not-for-credit								
Combined credit/not-for-credit								
Instruction/research/public service staff								
Research staff								
Public Service staff								
Archivists, Curators, and Museum Technicians 25-4010								
Librarians 25-4020								
Library Technicians 25-4030								
Student and Academic Affairs and Other Education Services Occupations 25-2000 + 25-3000 + 25-9000								
Management Occupations 11-0000								
Business and Financial Operations Occupations 13-0000								
Computer, Engineering, and Science Occupations 15-0000 + 17-0000 + 19-0000								
Community, Social Service, Legal, Arts, Design, Entertainment, Sports, and Media Occupations 21-0000 + 23-0000 + 27-0000								
Healthcare Practitioners and Technical Occupations 29-0000								
Service Occupations 31-0000 + 33-0000 + 35-0000 + 37-0000 + 39-0000								
Sales and Related Occupations 41-0000								
Office and Administrative Support Occupations 43-0000								
Natural Resources, Construction, and Maintenance Occupations 45-0000 + 47-0000 + 49-0000								
Production, Transportation, and Material Moving Occupations 51-0000 + 53-0000								
Graduate Assistants								
Teaching 25-1191								
Research								
Other 11-0000, 13-0000, 15-0000, 17-0000, 19-0000, 21-0000, 23-0000, 27-0000, 25-4000, 25-4010, 25-4020, 25-4030, 25-2000, 25-3000, 25-9000, 29-0000								
Total								

Part F - Part-time Summary Medical school staff

Summary of Part-time Medical School Staff

As of November 1, 2017

Occupational category	With Faculty Status						Without Faculty Status	Total
	Tenured	On Tenure Track	Not on Tenure Track					
			Multi-year	Annual contract	Less-than-annual contract	Indefinite duration (continuing or at-will)		
Primarily Instruction								
Exclusively credit								
Exclusively not-for-credit								
Combined credit/not-for-credit								
Instruction/research/public service staff								
Research staff								
Public Service staff								
Archivists, Curators, and Museum Technicians 25-2000 + 25-3000 + 25-9000								
Librarians 25-4020								
Library Technicians 25-4030								
Student and Academic Affairs and Other Education Services Occupations 25-2000 + 25-3000 + 25-9000								
Management Occupations 11-0000								
Business and Financial Operations Occupations 13-0000								
Computer, Engineering, and Science Occupations 15-0000 + 17-0000 + 19-0000								
Community, Social Service, Legal, Arts, Design, Entertainment, Sports, and Media Occupations 21-0000 + 23-0000 + 27-0000								
Healthcare Practitioners and Technical Occupations 29-0000								
Service Occupations 31-0000 + 33-0000 + 35-0000 + 37-0000 + 39-0000								
Sales and Related Occupations 41-0000								
Office and Administrative Support Occupations 43-0000								
Natural Resources, Construction, and Maintenance Occupations 45-0000 + 47-0000 + 49-0000								
Production, Transportation, and Material Moving Occupations 51-0000 + 53-0000								
Graduate Assistants								
Teaching 25-1191								
Research								
Other 11-0000, 13-0000, 15-0000, 17-0000, 19-0000, 21-0000, 23-0000, 27-0000, 25-4000, 25-4010, 25-4020, 25-4030, 25-2000, 25-3000, 25-9000, 29-0000								
Total								

Part H - New Hires, Full-time Staff by Occupational Category

Number of Newly Hired Full-time Staff
(Hired full-time between November 1, 2016 - October 31, 2017)

- Report Hispanic/Latino individuals of any race as Hispanic/Latino
- Report race for non-Hispanic/Latino individuals only
- Include both non-medical and medical staff

Men

Race/ethnicity	<u>Instructional Staff</u> (from Part H, screen 1)	<u>Research staff</u>	<u>Public Service staff</u>	<u>Library and Student and Academic Affairs and Other Education Services Occupations</u> 25-4000 + 25-2000 + 25-3000 + 25-9000
Nonresident alien		<input type="text"/>	<input type="text"/>	<input type="text"/>
Hispanic/Latino		<input type="text"/>	<input type="text"/>	<input type="text"/>
American Indian or Alaska Native		<input type="text"/>	<input type="text"/>	<input type="text"/>
Asian		<input type="text"/>	<input type="text"/>	<input type="text"/>
Black or African American		<input type="text"/>	<input type="text"/>	<input type="text"/>
Native Hawaiian or Other Pacific Islander		<input type="text"/>	<input type="text"/>	<input type="text"/>
White		<input type="text"/>	<input type="text"/>	<input type="text"/>
Two or more races		<input type="text"/>	<input type="text"/>	<input type="text"/>
Race and ethnicity unknown		<input type="text"/>	<input type="text"/>	<input type="text"/>
Total men				

Women

Race/ethnicity	<u>Instructional Staff</u> (from Part H, screen 1)	<u>Research staff</u>	<u>Public Service staff</u>	<u>Library and Student and Academic Affairs and Other Education Services Occupations</u> 25-4000 + 25-2000 + 25-3000 + 25-9000
Nonresident alien		<input type="text"/>	<input type="text"/>	<input type="text"/>
Hispanic/Latino		<input type="text"/>	<input type="text"/>	<input type="text"/>
American Indian or Alaska Native		<input type="text"/>	<input type="text"/>	<input type="text"/>
Asian		<input type="text"/>	<input type="text"/>	<input type="text"/>
Black or African American		<input type="text"/>	<input type="text"/>	<input type="text"/>
Native Hawaiian or Other Pacific Islander		<input type="text"/>	<input type="text"/>	<input type="text"/>
White		<input type="text"/>	<input type="text"/>	<input type="text"/>
Two or more races		<input type="text"/>	<input type="text"/>	<input type="text"/>
Race and ethnicity unknown		<input type="text"/>	<input type="text"/>	<input type="text"/>
Total women				

Total (men+women)

--	--	--	--	--

Part H - New Hires, Full-time Staff by Occupational Category

Number of Newly Hired Full-time Staff

(Hired full-time between November 1, 2016 - October 31, 2017)

- Report Hispanic/Latino individuals of any race as Hispanic/Latino
- Report race for non-Hispanic/Latino individuals only

Men

Race/ethnicity	<u>Management Occupations</u> 11-0000	<u>Business and Financial Operations Occupations</u> 13-0000	<u>Computer, Engineering, and Science Occupations</u> 15-0000 + 17-0000 + 19-0000	<u>Community, Social Service, Legal, Arts, Design, Entertainment, Sports, and Media Occupations</u> 21-0000 + 23-0000 + 27-0000	<u>Healthcare Practitioners and Technical Occupations</u> 29-0000
<u>Nonresident alien</u>	<input type="text"/>	<input type="text"/>	<input type="text"/>	<input type="text"/>	<input type="text"/>
<u>Hispanic/Latino</u>	<input type="text"/>	<input type="text"/>	<input type="text"/>	<input type="text"/>	<input type="text"/>
<u>American Indian or Alaska Native</u>	<input type="text"/>	<input type="text"/>	<input type="text"/>	<input type="text"/>	<input type="text"/>
<u>Asian</u>	<input type="text"/>	<input type="text"/>	<input type="text"/>	<input type="text"/>	<input type="text"/>
<u>Black or African American</u>	<input type="text"/>	<input type="text"/>	<input type="text"/>	<input type="text"/>	<input type="text"/>
<u>Native Hawaiian or Other Pacific Islander</u>	<input type="text"/>	<input type="text"/>	<input type="text"/>	<input type="text"/>	<input type="text"/>
<u>White</u>	<input type="text"/>	<input type="text"/>	<input type="text"/>	<input type="text"/>	<input type="text"/>
Two or more races	<input type="text"/>	<input type="text"/>	<input type="text"/>	<input type="text"/>	<input type="text"/>
<u>Race and ethnicity unknown</u>	<input type="text"/>	<input type="text"/>	<input type="text"/>	<input type="text"/>	<input type="text"/>
Total men					

Women

Race/ethnicity	<u>Management Occupations</u> 11-0000	<u>Business and Financial Operations Occupations</u> 13-0000	<u>Computer, Engineering, and Science Occupations</u> 15-0000 + 17-0000 + 19-0000	<u>Community, Social Service, Legal, Arts, Design, Entertainment, Sports, and Media Occupations</u> 21-0000 + 23-0000 + 27-0000	<u>Healthcare Practitioners and Technical Occupations</u> 29-0000
Nonresident alien	<input type="text"/>	<input type="text"/>	<input type="text"/>	<input type="text"/>	<input type="text"/>
Hispanic/Latino	<input type="text"/>	<input type="text"/>	<input type="text"/>	<input type="text"/>	<input type="text"/>
American Indian or Alaska Native	<input type="text"/>	<input type="text"/>	<input type="text"/>	<input type="text"/>	<input type="text"/>
Asian	<input type="text"/>	<input type="text"/>	<input type="text"/>	<input type="text"/>	<input type="text"/>
Black or African American	<input type="text"/>	<input type="text"/>	<input type="text"/>	<input type="text"/>	<input type="text"/>
Native Hawaiian or Other Pacific Islander	<input type="text"/>	<input type="text"/>	<input type="text"/>	<input type="text"/>	<input type="text"/>
White	<input type="text"/>	<input type="text"/>	<input type="text"/>	<input type="text"/>	<input type="text"/>
Two or more races	<input type="text"/>	<input type="text"/>	<input type="text"/>	<input type="text"/>	<input type="text"/>
Race and ethnicity unknown	<input type="text"/>	<input type="text"/>	<input type="text"/>	<input type="text"/>	<input type="text"/>
Total women					

Total (men+women)

--	--	--	--	--	--

Part H - New Hires, Full-time Staff by Occupational Category

Number of Newly Hired Full-time Staff
(Hired full-time between November 1, 2016 - October 31, 2017)

- Report Hispanic/Latino individuals of any race as Hispanic/Latino
- Report race for non-Hispanic/Latino individuals only
- Include both non-medical and medical staff

Men

Race/ethnicity	Service Occupations 31-0000 + 33-0000 + 35-0000 + 37-0000 + 39-0000	Sales and Related Occupations 41-0000	Office and Administrative Support Occupations 43-0000	Natural Resources, Construction, and Maintenance Occupations 45-0000 + 47-0000 + 49-0000	Production, Transportation, and Material Moving Occupations 51-0000 + 53-0000	Grand Total (All full- time new hires)
Nonresident alien	<input type="text"/>	<input type="text"/>	<input type="text"/>	<input type="text"/>	<input type="text"/>	
Hispanic/Latino	<input type="text"/>	<input type="text"/>	<input type="text"/>	<input type="text"/>	<input type="text"/>	
American Indian or Alaska Native	<input type="text"/>	<input type="text"/>	<input type="text"/>	<input type="text"/>	<input type="text"/>	
Asian	<input type="text"/>	<input type="text"/>	<input type="text"/>	<input type="text"/>	<input type="text"/>	
Black or African American	<input type="text"/>	<input type="text"/>	<input type="text"/>	<input type="text"/>	<input type="text"/>	
Native Hawaiian or Other Pacific Islander	<input type="text"/>	<input type="text"/>	<input type="text"/>	<input type="text"/>	<input type="text"/>	
White	<input type="text"/>	<input type="text"/>	<input type="text"/>	<input type="text"/>	<input type="text"/>	
Two or more races	<input type="text"/>	<input type="text"/>	<input type="text"/>	<input type="text"/>	<input type="text"/>	
Race and ethnicity unknown	<input type="text"/>	<input type="text"/>	<input type="text"/>	<input type="text"/>	<input type="text"/>	
Total men						

Women

Race/ethnicity	Service Occupations 31-0000 + 33-0000 + 35-0000 + 37-0000 + 39-0000	Sales and Related Occupations 41-0000	Office and Administrative Support Occupations 43-0000	Natural Resources, Construction, and Maintenance Occupations 45-0000 + 47-0000 + 49-0000	Production, Transportation, and Material Moving Occupations 51-0000 + 53-0000	Grand Total (All full- time new hires)
Nonresident alien	<input type="text"/>	<input type="text"/>	<input type="text"/>	<input type="text"/>	<input type="text"/>	
Hispanic/Latino	<input type="text"/>	<input type="text"/>	<input type="text"/>	<input type="text"/>	<input type="text"/>	
American Indian or Alaska Native	<input type="text"/>	<input type="text"/>	<input type="text"/>	<input type="text"/>	<input type="text"/>	
Asian	<input type="text"/>	<input type="text"/>	<input type="text"/>	<input type="text"/>	<input type="text"/>	
Black or African American	<input type="text"/>	<input type="text"/>	<input type="text"/>	<input type="text"/>	<input type="text"/>	
Native Hawaiian or Other Pacific Islander	<input type="text"/>	<input type="text"/>	<input type="text"/>	<input type="text"/>	<input type="text"/>	
White	<input type="text"/>	<input type="text"/>	<input type="text"/>	<input type="text"/>	<input type="text"/>	
Two or more races	<input type="text"/>	<input type="text"/>	<input type="text"/>	<input type="text"/>	<input type="text"/>	
Race and ethnicity unknown	<input type="text"/>	<input type="text"/>	<input type="text"/>	<input type="text"/>	<input type="text"/>	
Total women						

Total (men+women)

--	--	--	--	--	--	--

Human Resources Survey Evaluation

Were any staff members difficult to categorize? If so, please explain in the box below.

U.S. Department of Education



[Software Provider Resources](#)

[Browsers Supported](#)

[Use of Cookies](#)

[Troubleshooting](#)

[Section 508 Compliance](#)

[NCES Privacy Policy](#)

2017-18 HR: Degree-granting Institutions that have 15 or more full-time staff**[Purpose of Component - Data Collected](#)****[Changes in Reporting](#)****[General Instructions](#)**[Reporting Period Covered](#)[Context Boxes](#)**[Coverage](#)****[Where to Get Help](#)****[Where the Data Will Appear](#)****[Uploading Files to the IPEDS Data Collection System](#)****[Detailed Instructions](#)**[Summary of Parts](#)[Screening Questions](#)[Part A - Full-time Instructional Staff](#)[Part B - Full-time non-instructional staff](#)[Parts D and E - Part-time staff](#)[Part G - Salaries](#)[Part H - New Hires](#)**[Key Reporting Concepts](#)**[Reporting Persons by Racial/Ethnic Category \(1997 OMB\)](#)[How do I report Instructional Staff?](#)[How do I report staff by Faculty Status?](#)[How do I report staff by Tenure Status?](#)[How do I report Instructional Staff by Academic Rank?](#)[How do I report Instructional Staff by Contract Length?](#)[How do I report Adjunct Instructional Staff?](#)[How do I Report Medical School Staff?](#)[How do I report Research Staff?](#)[How do I report Public Service Staff?](#)[How do I report Postdoctoral Staff?](#)[How do I report Managers and Supervisors?](#)[Who should be reported in the "Student and Academic Services and Other Education Occupations" Category?](#)[How do I report Graduate Assistants?](#)[How do I report Salaries?](#)[What is CUPA-HR and how will it help me categorize my staff?](#)**[Reporting Staff by Occupational Category](#)**[Structure of the 2010 Standard Occupational Classification \(SOC\) System](#)[2010 SOC Classification Principles](#)[Additional Information from the 2010 SOC Coding Guidelines](#)[Comparison of the IPEDS HR Occupational Categories to the 2010 SOC Occupational Categories](#)[Crosswalk Between IPEDS HR Occupational Categories and the 2010 SOC Occupational Categories](#)[Reporting Instructional Staff by Occupational Category](#)[Note regarding the use of the "Postsecondary Teachers" Terminology](#)[Reporting Graduate Assistants by Occupational Category](#)[Resources for Classifying Employees Using the 2010 SOC Codes](#)**[Purpose of the Survey Component](#)**

The primary purpose of the IPEDS Human Resources (HR) survey component is to measure the number and type of staff supporting postsecondary education in terms of employment status (full-time and part-time) and occupational category. In addition, for degree-granting institutions and related administrative offices that have 15 or more full-time staff, additional data are collected for some staff by faculty status, tenure status, contract length, and academic rank. Salary data for full-time, non-medical school staff and data on newly hired full-time permanent staff are also collected, and some data are collected by medical/non-medical school status for 4-year and above degree-granting institutions with Doctor of Medicine (M.D.) and/or Doctor of Osteopathic Medicine (D.O.) programs.

The reporting of data by race/ethnicity and gender is now required every year.

Special note for state and corporate systems: If a separate administrative office entity has been established for the system in IPEDS, that entity will report all staff associated with the administrative office. If no separate administrative office entity has been created, administrative office staff will be reported by the main campus of the system. If you have any questions concerning whether a separate reporting entity exists for your system, please contact your system's coordinator or keyholder, or the IPEDS Help Desk for further assistance

[Top ▲](#)

Changes in Reporting

Changes in reporting for 2016-17 include the following:

- Salary outlays are now collected by months worked (rather than total across all months worked).
- Categories for reporting of Graduate Assistants have been collapsed from 8 categories to 3 categories (Teaching, Research, Other).
- Contract reporting categories for full-time instructional staff with faculty status (not-on-tenure track) have been revised. The new categories are: 1) Multi-year contract, 2) Annual contract, 3) Less-than-annual contract, and 4) Contract of indefinite duration (continuing or at-will). The former categories were: 1) Multi-year, continuing, or at-will contract, 2) Annual contract, and 3) Less-than-annual contract.
- New Hires reporting (Part L) now covers November 1 through October 31 (rather than July 1 through October 31).

[Top ▲](#)

General Instructions

Reporting Period Covered

The HR component is intended to provide a snapshot of your institution's human resources/payroll data at a specific point in the fall. As such, report employees on the payroll of the institution as of November 1, 2017.

[Top ▲](#)

Context Boxes

Context boxes are provided to allow institutions to provide more information regarding survey component items. Note that some context boxes are posted on the [College Navigator Website](#), which is the college search tool offered by NCES. NCES will review entries in these context boxes for applicability and appropriateness before posting them on the [College Navigator Website](#); institutions should check grammar and spelling of their entries.

[Top ▲](#)

Coverage

Who to Include in this Report

- Persons on the payroll of the institution as of November 1, 2017.
- Staff who are on sabbatical leave and staff who are on leave but remain on the payroll.
- Staff who are hired to temporarily replace staff who are on sabbatical leave or on leave with or without pay.
- "Visiting" instructional, research, and public service staff who are paid by your institution.
- Adjunct instructional staff (see definition in Glossary below). Report adjuncts as either full-time or part-time instructional staff.
- Staff in workforce development training programs and Adult Basic Education (ABE) programs.
- Staff at off-campus centers associated with the campus covered by this report. (Do not include staff who work at branch campuses located in a foreign country.)
- Corporate administrators for single-campus institutions or for multi-campus organizations (administrative units).

Who NOT to Include in this Report

- Staff on leave without pay.
- Staff in the military or religious orders who are not paid by your institution.
- Staff whose services are contracted by or donated to the institution.
- Casual staff (hired on an ad-hoc or occasional basis to meet short-term needs).
- Undergraduate students.
- Students in the College Work-Study Program.
- Graduate students who are receiving waivers and stipends that are not in exchange for services rendered (e.g., fellowships or training grant support).
- Staff who work in hospitals associated with medical schools, but are not employed by the medical school.

[Top ▲](#)

Where to Get Help with Reporting

IPEDS Help Desk

Phone: 1-877-225-2568
Email: ipedshelp@rti.org

Web Tutorials

You can also consult the [IPEDS Website Trainings & Outreach](#) page which contains several tutorials on IPEDS data collection, a self-paced overview of IPEDS tools, and other valuable resources.

IPEDS Resource Page

The [IPEDS Website Reporting Tools](#) page contains frequently asked questions, a link to data tip sheets, tutorials, taxonomies, information centers (e.g., academic libraries, average net price, human resources, race/ethnicity, etc.), and other valuable information.

In addition, in 2012-13, new IPEDS occupational categories replaced the primary function/occupational activity categories previously used for IPEDS HR reporting. The change was required to align the IPEDS HR survey component with the 2010 Standard Occupational Classification (SOC) System.

Information specific to the IPEDS HR component and the SOC system can be found within the IPEDS Resource Page in the [Standard Occupational Classification \(SOC\)](#).

[Top ▲](#)

Where the Reported Data Will Appear

Data collected through IPEDS will be accessible at the institution- and aggregate-levels.

At the institution-level, data will appear in the:

- [College Navigator Website](#)
- [IPEDS Data Center](#)
- [IPEDS Data Feedback Reports](#)
- [College Affordability and Transparency Center Website](#)

At the aggregate-level, data will appear in:

- [IPEDS First Looks](#)
- [IPEDS Table Library](#)
- [IPEDS Data Feedback Reports](#)
- [The Digest of Education Statistics](#)
- [The Condition of Education](#)

[Top ▲](#)

Uploading Files to the IPEDS Data Collection System

The File Import/Upload option is found under the Tools menu. In order to perform the upload you'll need to have a file formatted to specifications. Upload specifications are included with the survey materials found under the Help menu. There are two upload formats available for the HR survey component:

- Fixed width file
- Key value file

[Top ▲](#)

Detailed Instructions

Summary of Parts

Listed below is a summary of each section of the HR survey component.

- **Part A** - Full-time instructional staff: Collects the number of full-time instructional staff by faculty status, tenure status (if applicable), contract length, and academic rank. Also, for staff classified as "Primarily Instruction", these data are also collected for the following three subcategories: Exclusively credit; Exclusively not-for-credit; and Combined credit/not-for-credit.
- **Part B** - Full-time non-instructional staff: Collects the number of full-time non-instructional staff by occupational category. Data are also collected for some full-time non-instructional staff by faculty status, tenure status (if applicable), and contract length.
- **Part C** - Full-time staff summary: Provides a summary of the data reported for full-time staff in Parts A and B.
- **Part D** - Part-time staff: Collects the number of part-time staff (and graduate assistants, if applicable) by occupational category.
- **Part E** - Part-time staff: Collects the number of some part-time staff by faculty status, tenure status (if applicable), and contract length. Also, for staff classified as "Primarily Instruction" these data are also collected for the following three subcategories: Exclusively credit; Exclusively not-for-credit; and Combined credit/not-for-credit.
- **Part F** - Part-time staff summary: Provides a summary of the data reported for part-time staff in Parts D and E.
- **Part G** - Salaries: Collects the number of full-time, non-medical school, instructional staff by academic rank based on the number of months covered by their annual salary: 9 months, 10 months, 11 months, and 12 months; as well as the total annual salary outlays for these staff by academic rank. In addition, total annual salary outlays are collected for full-time, non-medical school, non-instructional staff by occupational category.
- **Part H** - New Hires: Collects data on the number of newly hired full-time permanent staff by occupational category. In addition, for instructional staff, these data are collected by faculty status, tenure status (if applicable), and contract length.

You must enter data on each displayed screen. If a screen is not applicable to your institution, enter at least one zero in a field on the screen and save the screen before continuing.

For screens that ARE applicable to your institution, once data are entered in one or more cells on the screen it is not necessary to enter zeros in inapplicable cells/rows/columns. In this case, cells that are left blank will be treated as zeros.

[Top ▲](#)

Screening Questions

Please read and answer the screening questions in the data collection system very carefully. **These questions must be answered before providing detailed data.** Responses to the screening questions will determine which items of the survey must be completed by your

institution.

Top ▲

Part A - Full-time Instructional Staff

All staff must be reported using the new IPEDS occupational categories, which align with the 2010 Standard Occupational Classification (SOC) codes.

Report each employee only once. If an employee in a single job could be coded in more than one occupation:

- code the employee in the occupation that requires the highest level of skill

- OR -

- if there is no measurable difference in skill requirements, code the employee in the occupation in which they spend the most time

For each applicable faculty and tenure status in Part A, report the number of full-time instructional staff at the institution by academic rank (e.g., professor, associate professor, etc.), as designated by the institution. Institutions without standard academic ranks should report all instructional staff in the "No Academic Rank" category.

NOTE: It is possible for an institution to report some instructional staff with academic rank and some with no academic rank.

In addition, you must report the number of full-time instructional staff at the institution by faculty status, tenure status (if applicable), contract length, and medical school status (if applicable) for each of the following functions:

- Primarily Instruction (carried forward based on the data reported on the previous screens in Part A)
 - Exclusively credit
 - Exclusively not-for-credit
 - Combined credit/not-for-credit
- Instruction/research/public service staff

For additional information relevant to reporting data on full-time instructional staff in Part A please refer to the [Key Reporting Concepts](#) section of these instructions below.

Top ▲

Part B - Full-time non-instructional staff

All staff must be reported using the new IPEDS occupational categories, which align with the 2010 Standard Occupational Classification (SOC) codes.

Report each employee only once. If an employee in a single job could be coded in more than one occupation:

- code the employee in the occupation that requires the highest level of skill

- OR -

- if there is no measurable difference in skill requirements, code the employee in the occupation in which they spend the most time

In Part B, you must report the number of full-time non-instructional staff at the institution by occupational category, and for some occupational categories, by faculty status, tenure status (if applicable), contract length, and medical school status (if applicable).

For additional information relevant to reporting full-time non-instructional staff in Part B, please refer to the [Key Reporting Concepts](#) section of these instructions below.

Top ▲

Parts D and E - Part-time staff

All staff must be reported using the new IPEDS occupational categories, which align with the 2010 Standard Occupational Classification (SOC) codes.

Report each employee only once. If an employee in a single job could be coded in more than one occupation:

- code the employee in the occupation that requires the highest level of skill

- OR -

- if there is no measurable difference in skill requirements, code the employee in the occupation in which they spend the most time

In Parts D and E, you must report the number of part-time staff (including graduate assistants, if applicable) at the institution by occupational category; and for some occupational categories by faculty status, tenure status (if applicable), contract length, and medical school status (if applicable).

In addition, in Part E, you must report the number of part-time instructional staff at the institution by faculty status, tenure status (if applicable), contract length, and medical school status (if applicable) for each of the following functions:

- Primarily Instruction (carried forward based on the data reported in Part D)
 - Exclusively credit
 - Exclusively not-for-credit
 - Combined credit/not-for-credit
- Instruction/research/public service staff

For additional information relevant to reporting part-time staff in Parts D and E, please refer to the [Key Reporting Concepts](#) section of these instructions below.

Top ▲

Part G - Salaries

Full-time, non-medical school, instructional staff

On the "Salaries Worksheet" screen, report the number of full-time, non-medical school, instructional staff at the institution by academic rank (e.g., professor, associate professor, etc.) based on the number of months of work covered by the annual salary paid to the employee: 9 months, 10 months, 11 months, or 12 months. This includes instructional staff with faculty status and without faculty status. The number of months reported should correspond with the number of months worked (which may differ from the number of months over which they are paid).

Note: If a full-time employee who was reported in Part A is paid an annual salary that covers fewer than 9 months worked, do not include that employee in the worksheet counts. These employees will appear in the "Balance" column on the worksheet so that you may double check your entries.

For each academic rank the system will calculate:

- The total number of staff reported (i.e., the sum of the values entered in the 9 months, 10 months, 11 months, and 12 months categories); and
- The total number of months covered (i.e., the sum of the staff reported in each column multiplied by the number of months worked).

The above two values will be carried forward to the "Salary Outlays" screen. Here you must report the TOTAL ANNUAL salary outlays for the full-time, non-medical school, instructional staff reported on the "Salaries Worksheet" screen by academic rank. This should include the staff reported in the 9 months, 10 months, 11 months, and 12 months categories. **Do NOT include salary outlays for employees whose annual salary covers fewer than 9 months worked.**

Based on the data provided, the system will calculate the "Weighted Average Monthly Salaries" by academic rank.

Full-time, non-medical school, non-instructional staff

You must also report the TOTAL ANNUAL salary outlays for full-time, non-medical school, non-instructional staff at the institution by occupational category.

Report total annual salary outlays for 2017-18.

Salary outlays (combined salaries of all staff) should include base salaries only - no supplements, overloads, or bonuses. Additional stipends for administrative, managerial, or other responsibilities should NOT be included in the salary outlays data for instructional staff.

Staff on leave: When reporting staff on sabbatical leave and staff who are on leave but remain on the payroll of the institution, report such persons at their regular salaries even though the staff may be receiving a reduced annuity while on leave.

For additional information relevant to reporting Salaries data in Part G, please refer to the Key Reporting Concepts section of these instructions below.

New hires: Even if staff were not employed for an entire year as of the snapshot date, their entire base annual salary should be reported in Part G, as applicable.

Top ▲

Part H - New Hires

If you responded "Yes" to the screening question about full-time permanent new hires, you will be required to report the number of newly hired full-time permanent staff at the institution by occupational category in Part H. In addition, you must report the number of newly hired full-time permanent instructional staff at the institution by faculty status, tenure status (if applicable), and contract length.

In Part H, you must report the number of persons who were hired for full-time permanent employment **either for the first time (new to the institution) or after a break in service between November 1, 2016 and October 31, 2017, whether or not the persons were still on the payroll as of November 1, 2017.** Does not include persons who have returned from sabbatical leave OR full-time Postsecondary Staff who are working less-than-9-month contracts.

All staff must now be reported using the new IPEDS occupational categories, which align with the 2010 Standard Occupational Classification (SOC) codes.

Report each employee only once. If an employee in a single job could be coded in more than one occupation:

- code the employee in the occupation that requires the highest level of skill
- OR -
- if there is no measurable difference in skill requirements, code the employee in the occupation in which they spend the most time

For additional information relevant to reporting data on New Hires in Part H, please refer to the [Key Reporting Concepts](#) section of these instructions below.

Top ▲

Key Reporting Concepts

The following are key reporting concepts that will assist you with completing the IPEDS Human Resources survey component. Please read all instructions thoroughly prior to entering data.

Top ▲

Reporting Persons by Racial/Ethnic Category (1997 OMB)

This information is being collected in compliance with Title VI of the Civil Rights Act of 1964 and Title IX of the Education Amendments of 1972 and Sec. 421(a)(1) of the Carl D. Perkins Vocational Education Act. These instructions correspond with the Final Guidance on

Maintaining, Collecting, and Reporting Racial and Ethnic Data to the U.S. Department of Education, published in the Federal Register on October 19, 2007.

Method of collection - Institutions must collect race and ethnicity information using a 2-question format. The first question is whether the respondent is Hispanic/Latino. The second question is whether the respondent is from one or more races from the following list: American Indian or Alaska Native, Asian, Black or African American, Native Hawaiian or Other Pacific Islander, and White. Institutions should allow students and staff to self-identify their race and ethnicity. For further details on the guidance for collecting these data, please see the full Federal Register notice.

Method of reporting aggregate data - Institutions must report aggregate data to the U.S. Department of Education using the NINE categories below. Racial/ethnic designations are requested only for United States citizens, resident aliens, and other eligible non-citizens.

- Hispanic or Latino, regardless of race

For Non-Hispanic/Latino individuals:

- American Indian or Alaska Native
- Asian
- Black or African American
- Native Hawaiian or Other Pacific Islander
- White
- Two or more races

In addition, the following categories may be used:

- Nonresident alien
- Race and ethnicity unknown

Racial/ethnic descriptions - Racial/ethnic designations as used in this survey do not denote scientific definitions of anthropological origins. The categories are:

- Hispanic or Latino- A person of Cuban, Mexican, Puerto Rican, South or Central American, or other Spanish culture or origin, regardless of race.
- American Indian or Alaska Native- A person having origins in any of the original peoples of North and South America (including Central America) who maintains cultural identification through tribal affiliation or community attachment.
- Asian- A person having origins in any of the seven racial/ethnic categories. Resident aliens and other eligible (for financial aid purposes) non-citizens who are not citizens or nationals of the United States and who have been admitted as legal immigrants for the purpose of obtaining permanent resident alien status (and who hold either an alien registration card (Form I-551 or I-151), a Temporary Resident Card (Form I-688), or an Arrival-Departure Record (Form I-94) with a notation that conveys legal immigrant status such as Section 207 Refugee, Section 208 Asylee, Conditional Entrant Parolee or Cuban-Haitian) are to be reported in the appropriate racial/ethnic categories along with United States citizens.
- Black or African American- A person having origins in any of the black racial groups of Africa.
- Native Hawaiian or Other Pacific Islander- A person having origins in any of the original peoples of Hawaii, Guam, Samoa, or other Pacific Islands.
- White - A person having origins in any of the original peoples of Europe, the Middle East, or North Africa.

Other descriptive categories

- **Nonresident alien** - A person who is not a citizen or national of the United States and who is in this country on a visa or temporary basis and does not have the right to remain indefinitely. NOTE - Nonresident aliens are to be reported separately, in the boxes provided, rather than included in any of the seven racial/ethnic categories. Resident aliens and other eligible (for financial aid purposes) non-citizens who are not citizens or nationals of the United States and who have been admitted as legal immigrants for the purpose of obtaining permanent resident alien status (and who hold either an alien registration card (Form I-551 or I-151), a Temporary Resident Card (Form I-688), or an Arrival-Departure Record (Form I-94) with a notation that conveys legal immigrant status such as Section 207 Refugee, Section 208 Asylee, Conditional Entrant Parolee or Cuban-Haitian) are to be reported in the appropriate racial/ethnic categories along with United States citizens.
- **Race and ethnicity unknown** - This category is used only if the person did not select EITHER a racial or ethnic designation.

Top ▲

How do I report Instructional Staff?

"Instructional Staff", as defined by IPEDS, is comprised of staff who are either: 1) Primarily Instruction (PI); or 2) "Instruction combined with Research and/or Public Service" (IRPS). The intent of the "Instructional Staff" category is to include all individuals whose primary occupation includes instruction at the institution. "Primarily Instruction" are those individuals whose primary responsibility can be defined as teaching (e.g. the majority of their total time). "Instruction combined with Research and/or Public Service" (IRPS) are those individuals who have instruction as part of their job, but it cannot readily be differentiated from the research or public service functions of their jobs (e.g. they teach, but a percentage of time spent teaching is not discernible since their teaching responsibilities are not clearly differentiated from their other responsibilities). Instructional staff could include postdoctoral students, if they meet the criteria for one of the above two categories. Adjunct Instructional Staff would also typically meet the criteria.

Top ▲

How do I report staff by Faculty Status?

Please refer to your **institution's policies** to determine whether staff members have the designation of faculty. The designation of faculty is not limited to "Instructional Staff", but can also include such positions as president, provost, or librarians.

For IPEDS reporting purposes graduate assistants DO NOT have faculty status.

Top ▲

How do I report staff by Tenure Status?

Report data on staff with faculty status by tenure status (e.g., tenured, on tenure track, and not on tenure track) as designated by the institution.

Staff should be classified as "not on tenure track" if they have faculty status, but are not considered to be "tenured" or "on tenure track."

Top ▲

How do I report Instructional Staff by Academic Rank?

(For degree-granting institutions with less than 15 full-time staff members this is only applicable to Part G - Salaries)

Report Instructional Staff by academic rank (e.g., professor, associate professor, etc.), as designated by the institution. Institutions without standard academic ranks should report all their Instructional Staff in the "No Academic Rank" category.

Top ▲

How do I report staff by Contract Length?

Data on staff with faculty status who are not on tenure track (or where the institution does not have a tenure system) are collected for three categories of employment agreements or contracts:

- **Multi-year:** An employment agreement or contract that is in effect for more than one year (e.g., more than 365 days). The renewal period of a multi-year contract is not on an annual basis (e.g., a 5-year contract is renewed every 5 years, NOT annually).
- **Indefinite duration:** An employment agreement that has an indefinite duration (e.g., continuing, at-will).
- **Annual:** An annually renewable employment agreement or contract that is in effect for a stated annual period within one year of execution, and may be equal to 365 days or a standard academic year, or the equivalent. Does not include contracts for partial year periods, such as a single semester, quarter, term, block, or course.
- **Less-than-annual:** An employment agreement or contract that is in effect for a partial year period of less than 365 days or less than a standard academic year, or equivalent. Includes contracts for partial year periods such as a single semester, quarter, term, block, or course.

Although the use of "contracts" and "employment agreements" varies by institution, this section is meant to capture all non-tenure-track faculty, regardless of what type of employment agreement is utilized. This includes formal contracts, informal agreements, at-will employment, teaching periods, and the like.

Top ▲

How do I report Adjunct Instructional staff?

Adjunct Instructional Staff serve in either a temporary or auxiliary capacity to teach academic degree-credit courses, as well as remedial, developmental, or ESL courses, and are paid on a course-by-course basis. They should be reported as either part-time or full-time based on their designation on the institution's payroll, and as non-tenured instructional staff.

Top ▲

How do I Report Medical School Staff?

4-year and above degree-granting institutions with M.D. and/or D.O. programs report some data specifically for medical school staff. The data for these institutions are reported in three ways:

- **Combined:** On some screens, data are reported for medical school and non-medical school staff combined (Parts A1, B1, D, and H).
- **Separately:** On some screens, data are reported separately for non-medical school staff and for medical school staff (A2, B2, E).
- **Excluded:** Data are reported for NON-MEDICAL SCHOOL STAFF ONLY in Part G – Salaries.

Staff employed by or working in the medical school (M.D. and/or D.O.) component of a postsecondary institution, or in a freestanding medical school, should be reported as medical school staff. However, this does NOT include:

- Employees working strictly in a hospital associated with a medical school.
- Those who volunteer their services at the medical school.
- Those who work in health or allied health schools or departments such as dentistry, veterinary medicine, nursing, or dental hygiene – unless the health or allied health schools or departments are affiliated with (housed in or under the authority of) the medical school.

NOTE: Staff that are in health disciplines that are NOT considered part of a medical school must be reported on the non-medical school pages.

Free-Standing Hospitals and Medical Centers

Hospitals, medical centers, and other entities that offer postsecondary education programs as part of their mission should report only those staff who work full-time or part-time in the **postsecondary education division or component of the institution**. If a staff member works full-time for the institution - but only part-time in the postsecondary education division or component - for the purposes of this survey, that person should be reported as part-time in his or her occupational category in the postsecondary education division or component.

Top ▲

How do I report Research staff?

A staff member should be classified as "Research Staff" if the majority of their work is focused on conducting research, regardless of their title, academic rank, or tenure status.

Top ▲

How do I report Public service staff?

A staff member should be classified as "Public Service Staff" if the majority of their work is focused on carrying out public service activities. These would be staff members who work in agricultural extension services, clinical services, or continuing education, regardless of their title, academic rank, or tenure status. If the staff member is located off campus, such as in an extension office, they should still be classified as Public Service Staff as long as the majority of their work is focused on carrying out public service activities.

Top ▲

How do I report Postdoctoral staff?

Postdoctoral staff members should be classified based on where the majority of their work is performed. For example, if the postdoc spends the majority of their time conducting research they should be classified as "[Research Staff](#)". In addition, postdoctoral staff members typically do not have [faculty status](#) and they should be reported as "Without faculty status".

Top ▲

How do I report Managers and Supervisors?

The "[Management Occupations](#)" category is a direct match to the "11-0000 Management Occupations" SOC category. This category should include those staff whose job it is to plan, direct, or coordinate policies, programs, and may include some supervision of other workers. In addition, Postsecondary Deans should be classified in this category as well, even though they perform similar activities to the workers that they supervise.

All other supervisors should be categorized within the same category as the workers that they supervise. However, there is an exception for those that supervise workers in the Healthcare Support Occupations. For additional information please refer to the [2010 SOC Classification Principles](#) section of these instructions.

Top ▲

Who should be reported in the "Student and Academic Affairs and Other Education Services Occupations" category?

This category includes professionals who work in the areas of student activities, student admissions, student affairs, student career services, student enrollment, student financial aid, student registration and records, campus recreation services, and similar functions. Typically, the person who directs or heads the office would not be included in this category. For additional information on whom should be included in this category, as well as whom should be included in other categories, please see the [IPEDS/SOC Crosswalk](#).

Top ▲

How do I report Graduate Assistants?

Graduate Assistants are considered [part-time employees](#) and should be classified in the occupational category in which the majority of their work is performed. IPEDS only collects information for graduate assistants working in a subset of the occupational categories. Those primarily performing duties in other categories should be excluded. Additional information on reporting Graduate Assistants can be found in the [Reporting Graduate Assistants by Occupational Category](#) section of these instructions.

Top ▲

How do I report Salaries?

Historically, IPEDS has collected average annual salaries. Because there is variation in what an "annual" salary entails, IPEDS now calculates **equated 9 month salaries**. The salaries worksheet is used to determine average monthly salaries by collecting the number of [Instructional Staff](#) and the number of months they worked, along with the total annual salary outlays for the staff reported in the 12 months, 11 months, 10 months, and the 9 months columns on the salaries worksheet.

Full-time instructional staff should be reported based on the number of months during which they work during the year, NOT the number of months during which they are paid. Additional information on reporting Salaries data can be found in the instructions for [Part G - Salaries](#).



What is CUPA-HR and how will it help me categorize my staff?

CUPA-HR, or the College and University Professional Association for Human Resources, developed worksheets to assist institutions in classifying their staff members according to the 2010 SOC, and graciously offered them for use in IPEDS reporting, regardless of whether institutions are CUPA-HR members or not. These worksheets contain many positions in postsecondary education (which aren't specifically mentioned in the SOC itself) such as: registrar, bursar, alumni, outreach specialist, etc. These worksheets, along with Position Descriptions, can be found at: <http://www.cupahr.org/surveys/worksheets.aspx>.

Additional information on the CUPA-HR worksheets and additional resources to assist you with categorizing employees using the new HR occupational categories / 2010 SOC can be found in the [Resources for Classifying Employees Using the 2010 SOC Codes](#) section of these instructions.

Top ▲

Reporting Staff by Occupational Category

The occupational categories in the IPEDS HR component were changed in 2012-13 to align with the occupational categories in the 2010 Standard Occupational Classification (SOC) System.

Structure of the 2010 Standard Occupational Classification (SOC) System

The occupations in the SOC are classified at four levels of aggregation: 23 major groups, 97 minor groups, 461 broad occupations, and 840 detailed occupations. Each lower level of detail identifies a more specific group of occupations. (For more information refer to the table at http://www.bls.gov/soc/soc_structure_2010.pdf.)

Each item in the SOC is designated by a six-digit code:

- Major group codes end with 0000 (e.g., 25-0000 Education, Training, and Library Occupations)
- Minor group codes generally end with 000 (e.g., 25-1000 Postsecondary Teachers)
- Broad occupations end with 0 (e.g., 25-4020 Librarians)
- Detailed occupations end with a number other than 0 (e.g., 25-1191 Graduate Teaching Assistant)

IPEDS does not require institutions to manually code and report all occupations at the detailed SOC level. However, although coding at the 6-digit level is not required, it can make categorization more precise and would also provide supporting documentation if there were questions about why a given job was classified in a specific IPEDS category.

Most of the occupational data in IPEDS will be collected at the higher, major 2-digit level (e.g., 11-0000 Management Occupations).

However, there are a few instances where data will be collected at a lower level such as Postsecondary Teachers; Librarians, Curators, and Archivists; Library Technicians; and Graduate Assistants-Teaching. For IPEDS purposes, institutions should report their employees in the occupational categories defined in the IPEDS HR survey.

The IPEDS HR occupational categories and the associated SOC codes are provided below and at http://nces.ed.gov/ipeds/resource/download/IPEDS_HR_2012-13_and_2010_SOC_Crosswalk.pdf.

Top ▲

2010 SOC Classification Principles

The SOC Classification Principles form the basis on which the SOC system is structured.

1. The SOC covers all occupations in which work is performed for pay or profit, including work performed in family-operated enterprises by family members who are not directly compensated. It excludes occupations unique to volunteers. Each occupation is assigned to only one occupational category at the lowest level of the classification.
2. Occupations are classified based on work performed and, in some cases, on the skills, education, and/or training needed to perform the work at a competent level.
3. Workers primarily engaged in planning and directing are classified in management occupations in Major Group 11-0000. Duties of these workers may include supervision.
4. Supervisors of workers in Major Groups 13-0000 through 29-0000 usually have work experience and perform activities similar to those of the workers they supervise, and therefore are classified with the workers they supervise. **
5. Workers in Major Group 31-0000 Healthcare Support Occupations assist and are usually supervised by workers in Major Group 29-0000 Healthcare Practitioners and Technical Occupations. Therefore, there are no first-line supervisor occupations in Major Group 31-0000.
6. Workers in Major Groups 33-0000 through 53-0000 whose primary duty is supervising are classified in the appropriate first-line supervisor category because their work activities are distinct from those of the workers they supervise.
7. Apprentices and trainees are classified with the occupations for which they are being trained, while helpers and aides are classified separately because they are not in training for the occupation they are helping.
8. If an occupation is not included as a distinct detailed occupation in the structure, it is classified in an appropriate "All Other" (or residual) occupation. "All Other" occupations are placed in the structure when it is determined that the detailed occupations comprising a broad occupation group do not account for all of the workers in the group. These occupations appear as the last occupation in the group, with a code ending in "9", and are identified in their title by having "All Other" appear at the end.
9. The U.S. Bureau of Labor Statistics and the U.S. Census Bureau are charged with collecting and reporting data on total U.S. employment across the full spectrum of SOC major groups. Thus, for a detailed occupation to be included in the SOC, either the Bureau of Labor Statistics or the Census Bureau must be able to collect and report data on that occupation.

** Postsecondary administrators such as Deans are classified as 11-000 Management occupations.

Top ▲

Additional Information from the 2010 SOC Coding Guidelines

Job Titles That Could be Coded in More than One SOC Occupational Category

An employee should be reported in only one SOC occupational category.

When workers in a single job could be coded in more than one occupation, they should be coded in the occupation that requires the highest level of skill. If there is no measurable difference in skill requirements, workers should be coded in the occupation in which they spend the most time. Workers whose job is to teach at different levels (e.g., elementary, middle, or secondary) should be coded in the occupation corresponding to the highest educational level they teach.

Determining Supervisory Category for Major Groups 33-0000 through 53-0000

Workers in Major Groups 33-0000 through 53-0000 who spend 80 percent or more of their time performing supervisory activities are coded in the appropriate first-line supervisor category in the SOC. In these same Major Groups (33-0000 through 53-0000), persons with supervisory duties who spend less than 80 percent of their time supervising are coded with the workers they supervise.

Top ▲

Comparison of the 2017-18 IPEDS HR Occupational Categories to the 2010 SOC Occupational Categories

(see crosswalk below for complete information)

The IPEDS HR occupational categories and the 2010 SOC occupational categories are similar for several of the categories that directly match (e.g., 11-0000 Management Occupations).

However, they differ in three major ways:

- There are 13 broad IPEDS HR occupational categories and 23 major SOC categories.
 - Several of the IPEDS HR occupational categories represent combinations of separate SOC categories, e.g., the HR category "Service Occupations" includes five SOC categories.

- The major SOC category "Education, Training, and Library Occupations" (25-0000) is reported in the IPEDS HR survey at a more detailed level: "Postsecondary Teachers"; "Librarians, Curators, and Archivists"; "Student and Academic Affairs and Other Education Services Occupations"; and "Graduate Assistants-Teaching"
- The category "Graduate Assistants-Research" does not have a single associated SOC code.
- The SOC "Military Specific Occupations" (55-0000) category is not included in IPEDS reporting because the IPEDS HR component collects data on civilian staff only.

Top ▲

Crosswalk for Degree-Granting Institutions

2017-18 IPEDS Human Resources Occupational Categories to the 2010 Standard Occupational Classification (SOC) Occupational Categories

2017-18 IPEDS HR Occupational Categories	2010 SOC Occupational Categories
Education, Training, and Library Occupations	<u>25-0000 Education, Training, and Library Occupations</u>
<p>Educational Occupations</p> <ul style="list-style-type: none"> • Instructional Staff <ul style="list-style-type: none"> ◦ Primarily Instruction ◦ Instruction Combined with Research and/or Public Service • Research staff • Public Service staff 	<u>25-1000 Postsecondary Teachers</u>
<p>Library and Instructional Support Occupations</p> <ul style="list-style-type: none"> • Librarians, Curators, and Archivists <ul style="list-style-type: none"> ◦ Archivists, Curators, and Museum Technicians ◦ Librarians ◦ Library Technicians • Student and Academic Services and Other Education Occupations 	<u>25-4000 Librarians, Curators, and Archivists</u> <u>25-4010 Archivists, Curators, and Museum Technicians</u> <u>25-4020 Librarians</u> <u>25-4030 Library Technicians</u> <u>25-2000 Preschool, Primary, Secondary, and Special Education School Teachers</u> <u>25-3000 Other Teachers and Instructors</u> <u>25-9000 Other Education, Training, and Library Occupations</u>
Other Occupations	
Management Occupations	<u>11-0000 Management Occupations</u>
Business and Financial Operations Occupations	<u>13-0000 Business and Financial Operations Occupations</u>
Computer, Engineering, and Science Occupations	<u>15-0000 Computer and Mathematical Occupations</u> <u>17-0000 Architecture and Engineering Occupations</u> <u>19-0000 Life, Physical, and Social Science Occupations</u>
Community, Social Service, Legal, Arts, Design, Entertainment, Sports, and Media Occupations	<u>21-0000 Community and Social Service Occupations</u> <u>23-0000 Legal Occupations</u> <u>27-0000 Arts, Design, Entertainment, Sports, and Media Occupations</u>
Healthcare Practitioners and Technical Occupations	<u>29-0000 Healthcare Practitioners and Technical</u>

	Occupations
Service Occupations	31-0000 Healthcare Support Occupations 33-0000 Protective Service Occupations 35-0000 Food Preparation and Serving Related Occupations 37-0000 Building and Grounds Cleaning and Maintenance Occupations 39-0000 Personal Care and Service Occupations
Sales and Related Occupations	41-0000 Sales and Related Occupations
Office and Administrative Support Occupations	43-0000 Office and Administrative Support Occupations
Natural Resources, Construction, and Maintenance Occupations	45-0000 Farming, Fishing, and Forestry Occupations 47-0000 Construction and Extraction Occupations 49-0000 Installation, Maintenance, and Repair Occupations
Production, Transportation, and Material Moving Occupations	51-0000 Production Occupations 53-0000 Transportation and Material Moving Occupations
Not applicable to HR Survey (Military Specific Occupations are not reported in the IPEDS HR survey)	55-0000 Military Specific Occupations
Graduate Assistants	
Graduate Assistants - Teaching	25-1191 Graduate Teaching Assistant
Graduate Assistants - Research	There is no single SOC Code associated with this IPEDS Occupational Category
Graduate Assistants - Other	25-4000 Librarians, Curators, and Archivists 25-4010 Archivists, Curators, and Museum Technicians 25-4020 Librarians 25-4030 Library Technicians 25-2000 Preschool, Primary, Secondary, and Special Education School Teachers 25-3000 Other Teachers and Instructors 25-9000 Other Education, Training, and Library Occupations 11-0000 Management Occupations 13-0000 Business and Financial Operations Occupations 15-0000 Computer and Mathematical Occupations 17-0000 Architecture and Engineering Occupations

	19-0000 Life, Physical, and Social Science Occupations 21-0000 Community and Social Service Occupations 23-0000 Legal Occupations 27-0000 Arts, Design, Entertainment, Sports, and Media Occupations 29-0000 Healthcare Practitioners and Technical Occupations
Graduate Assistants in occupational categories other than those listed above are not reported in the HR Survey	

Top ▲

Reporting Instructional Staff by Occupational Category

SOC category 25-1000, Postsecondary Teachers, includes the following IPEDS occupational categories:

- **Instructional Staff**
In the HR survey component, Instructional Staff is defined as the combined category of Primarily Instruction AND Instruction Combined with Research and/or Public Service.
- **Primarily Instruction**
Persons whose specific assignments customarily are made for the purpose of providing instruction or teaching. Regardless of title, faculty status, academic rank, or tenure status, these employees formally spend the majority of their time providing instruction or teaching.
- **Instruction combined with research and/or public service**
Persons for whom it is not possible to differentiate between instruction or teaching, research, and public service because each of these functions is an integral component of his/her regular assignment. Regardless of title, faculty status, academic rank, or tenure status, these employees formally spend the majority of their time providing instruction, research, and/or public service.

Top ▲

Note regarding the use of the "Postsecondary Teachers" Terminology:

Postsecondary Teachers is an occupational category in the 2010 Standard Occupational Classification (SOC) Manual with the SOC code 25-1000. This category is not an IPEDS reporting category because staff generally regarded by institutions as "faculty" are not only instructional staff, but can be research staff and public service staff as well. Postsecondary Teachers is not a good description of these occupational categories on postsecondary campuses, and introduces confusion into the reporting done by institutions.

However, because of the requirement to align with the SOC, all three categories (instructional staff, research staff, and public service staff) are included individually under the Postsecondary Teachers category in the IPEDS Data Center, with explanations.

Top ▲

Reporting Graduate Assistants by Occupational Category

For IPEDS purposes, graduate assistants are considered part-time employees and should be reported on the graduate assistant screen located in the part-time section of the survey.

Listed below are the graduate assistant categories that are included in the HR survey:

- **Graduate Assistant - Teaching** [SOC Detailed Occupation 25-1191 <http://www.bls.gov/soc/2010/soc251191.htm>]
Assist faculty or other instructional staff in postsecondary institutions by performing teaching or teaching related duties, such as teaching lower level courses, developing teaching materials, preparing and giving examinations, and grading examinations or papers. Graduate teaching assistants must be enrolled in a graduate school program. Excludes "Teacher Assistant" (25-9041).

Graduate Assistants in Non-Instructional Occupational Categories

Graduate assistants who primarily perform non-teaching duties, such as health care, should be reported in the occupational category related to the work performed. For example, a graduate assistant updating websites in the IT department should be reported as a graduate assistant in the IPEDS HR occupational category "Computer, Engineering, and Science Occupations".

- **Graduate Assistant - Research** Persons whose specific assignments customarily are made for the purpose of conducting research.
- **Graduate Assistant - Other** Persons in the following former Non-Instructional Occupation Categories:
 - Graduate Assistant - Management
 - Graduate Assistant - Business and Financial Operations
 - Graduate Assistant - Computer, Engineering, and Science
 - Graduate Assistant - Community, Social Service, Legal, Arts, Design, Entertainment, Sports, and Media
 - Graduate Assistant - Library and Student and Academic Affairs and Other Education Services
 - Graduate Assistant - Healthcare Practitioners and Technical

Note: Public Service is not included in the above categories as recommended by the IPEDS Technical Review Panel.

Top ▲

Resources for Classifying Employees Using the 2010 SOC Codes

Several resources to assist institutions with classifying employees using the 2010 SOC codes are provided in the IPEDS Human Resources/SOC Information Center <http://nces.ed.gov/ipeds/resource/soc.asp>.

- [New IPEDS Occupational Categories and 2010 SOC](#)
- [2017-18 HR Survey Screens, Instructions, and Frequently Asked Questions](#)
- [Comparison of New IPEDS Occupational Categories with Previous IPEDS Categories](#)
- [Web Tutorials](#)

Tools:

- Resource provided by CUPA-HR:
CUPA-HR has developed a resource that may assist institutions and keyholders. The position description spreadsheets are publicly available on the CUPA-HR website and provide suggestions for mapping administrator and professional positions to SOC codes and corresponding IPEDS occupational categories (<http://www.cupahr.org/surveys/worksheets.aspx>).
- SOC Browse Tool (<https://surveys.nces.ed.gov/ipeds/VisHRSOCBrowse.aspx>)
Browse the entire SOC to see codes, titles, descriptions, and corresponding IPEDS occupational categories.

2010 SOC Resources:

Several Resources can be downloaded from the [2010 SOC Home Page](#):

- The 2010 SOC User Guide*
 - ◆ What's New in the 2010 SOC
 - ◆ Classification Principles and Coding Guidelines, 2010 SOC
 - ◆ Standard Occupational Classification Principles and Coding Structure, 2010 SOC
 - ◆ FAQs and Acknowledgements, 2010 SOC
- 2010 SOC Structure
- 2010 SOC Definitions
- Type of Change by Detailed Occupation, 2010 SOC
- Alphabetical Index to the 2010 SOC
- Direct Match Title File, 2010 SOC

This file, sorted by SOC code, lists associated job titles for detailed SOC occupations. (Excel file can be sorted by job title.)

- Sorted by Direct Match title
This file, sorted by job title, lists associated SOC codes for specific job titles
- Chronological list of changes to the Direct Match Title File
- Updating the Direct Match Title File

* Copies of the 2010 SOC manual in hard cover or CD-ROM are available to the public from the U.S. Department of Commerce National Technical Information Service. Please call (703) 605-6000 or 1-800-553-NTIS (6847), or visit the web site (<http://www.ntis.gov/products/soc.aspx>) to receive either a printed copy (\$45) or a CDROM (\$55).

Top ▲

Part B: Full-time Non-instructional Staff by Occupational Category and Medical School Status

On this screen, report the number of full-time non-instructional staff at the institution by medical school status and occupational category as of November 1, 2017 for each of the following:

- Service Occupations (31-0000 + 33-0000 + 35-0000 + 37-0000 + 39-0000)
- Sales and Related Occupations (41-0000)
- Office and Administrative Support Occupations (43-0000)
- Natural Resources, Construction, and Maintenance Occupations (45-0000 + 47-0000 + 49-0000)
- Production, Transportation, and Material Moving Occupations (51-0000 + 53-0000)

All staff must be reported using the new IPEDS occupational categories, which align with the 2010 Standard Occupational Classification (SOC) codes.

Report each employee only once. If an employee in a single job could be coded in more than one occupation:

- Code the employee in the occupation that requires the highest level of skill

-OR-

- if there is no measurable difference in skill requirements, code the employee in the occupation in which they spend the most time

For information on who to include/exclude, click [here](#). For SOC Classification Principles and Coding Guidelines, click [here](#).

Provide the number of **Non-medical school staff** and the number of **Medical school staff** for each of the occupational categories listed on this screen.

Key Reporting Concepts

Part G1: Salary Worksheet

Full-time, Non-medical School, Instructional Staff. On this screen, report the number of full-time, non-medical school, instructional staff at the institution by gender and academic rank. Academic ranks include Professors, Associate professors, Assistant

professors, Instructors, Lecturers, and No academic rank. Counts should be reported based on the number of months of work covered by the annual salary paid to the employee: 12 months, 11 months, 10 months, 9 months, and less than 9 months. This includes instructional staff with and without faculty status. The number of months reported should correspond with the number of months worked (which may differ from the number of months over which they are paid).

For each gender and academic rank category, the system will calculate:

1. The total number of staff reported (i.e. the sum of the values entered in the less than 9 months, 9 months, 10 months, 11 months, and 12 months categories);
2. Total staff for salary reporting (i.e., the sum of the values entered in the 12 months, 11 months, 10 months, and 9 months categories).

The total staff for salary reporting values will be used on the Salaries Part G3 to calculate annual average salaries.

Key Reporting Concepts:

Part G2: Salary Outlays for Full-time Instructional Staff by Gender and Academic Rank

On this screen, report the TOTAL ANNUAL salary outlays for the full-time, non-medical school, instructional staff reported on the previous screen, by gender and academic rank. This should include the staff reported in the 12 months, 11 months, 10 months, and 9 months categories. Do NOT include salary outlays for employees whose annual salary covers fewer than 9 months worked. For information on who to include/exclude, click [here](#).

The **Total staff for salary reporting** from the **Part G - Salaries Worksheet** are displayed for your reference. Using the data provided, the system will calculate the **equated 9 months**, by academic rank and gender.

Report total annual salary outlays for 2017-18

Include all full-time, non-medical school, instructional staff – with and without faculty status.

Salary outlays (combined salaries of all staff) should include base salaries only – no supplements, overloads or bonuses. Additional stipends for administrative, managerial or other responsibilities should NOT be included in the salary outlays data for instructional staff.

Staff on leave. When reporting staff on sabbatical leave and staff who are on leave, but remain on the payroll of the institution, report such persons at their regular salaries even though the staff may be receiving a reduced annuity while on leave.

New hires. Even if staff were not employed for an entire year as of the snapshot date, their entire base annual salary should be reported in Part G, as applicable.

Key Reporting Concepts:

Part G4: Salary Outlays for Full-time Non-instructional Staff by Occupational Category

On this screen, report the TOTAL ANNUAL salary outlays for full-time, non-medical school, non-instructional staff at the institution by occupational category. (The total number of full-time, non-medical school, non-instructional staff is carried forward from the previous screens for your reference.) These totals are not disaggregated by race/ethnicity and gender.

For information on who to include/exclude, click [here](#). For SOC Classification Principles and Coding Guidelines, click [here](#).

Report total annual salary outlays for 2017-18

Include all full-time, non-medical school, non-instructional staff with and without faculty status.

The salary outlays (combined salaries of all staff) should include base salaries only – no supplements, overloads or bonuses.

Staff on leave. When reporting staff on sabbatical leave and staff who are on leave, but remain on the payroll of the institution, report such persons at their regular salaries even though the staff may be receiving a reduced annuity while on leave.

New hires. Even if staff were not employed for an entire year as of the snapshot date, their entire base annual salary should be reported in Part G, as applicable.

Term	Definition
Academic Rank	A status designated by the institution according to the institution's policies. The IPEDS HR survey includes the ranks of Professor, Associate Professor, Assistant Professor, Instructor, and Lecturer.
Adjunct instructional staff	Non-tenure track <u>instructional staff</u> serving in a temporary or auxiliary capacity to teach specific courses on a course-by-course basis. Includes both instructional staff who are hired to teach an academic degree-credit course and those hired to teach a remedial, developmental, or ESL course; whether the latter three categories earn college credit is immaterial. Excludes regular part-time instructional staff (who, unlike adjuncts are not paid on a course-by-course basis), graduate assistants, full-time <u>professional staff</u> of the institution who may teach individual courses (such as a dean or academic advisor), and appointees who teach non-credit courses exclusively.
American Indian or Alaska Native	A person having origins in any of the original peoples of North and South America (including Central America) who maintains cultural identification through tribal affiliation or community attachment.
Annual contract or employment agreement	An annually-renewable contract or employment agreement that is in effect for a stated annual period within one year of execution, and may be equal to a period of 365 days, or a standard academic year, or the equivalent. Does not include contracts for partial year periods such as a single semester, quarter, term, block, or course.
Archivists, Curators, and Museum Technicians	An occupational category based on the broad occupation in the 2010 Standard Occupational Classification (SOC) Manual called "Archivists, Curators, and Museum Technicians." For detailed information, refer to the following website: http://www.bls.gov/soc/2010/soc254010.htm .
Asian	A person having origins in any of the original peoples of the Far East, Southeast Asia, or the Indian Subcontinent, including, for example, Cambodia, China, India, Japan, Korea, Malaysia, Pakistan, the Philippine Islands, Thailand, and Vietnam.
Black or African American	A person having origins in any of the black racial groups of Africa.
Business and Financial Operations Occupations	An occupational category based on the major group in the 2010 Standard Occupational Classification (SOC) Manual called "Business and Financial Operations Occupations." For detailed information refer to the following website: http://www.bls.gov/soc/2010/soc130000.htm .
Casual employees	Persons who are hired to work during peak times such as those that help at registration time or those that work in the bookstore for a day or two at the start of a session.
Community, Social Service, Legal, Arts, Design, Entertainment, Sports, and Media Occupations	An occupational category based on the following three major groups in the 2010 Standard Occupational Classification (SOC) Manual: 1) Community and Social Service Occupations (http://www.bls.gov/soc/2010/soc210000.htm); 2) Legal Occupations (http://www.bls.gov/soc/2010/soc230000.htm); and 3) Arts, Design, Entertainment, Sports, and Media Occupations (http://www.bls.gov/soc/2010/soc270000.htm).
Computer, Engineering, and Science Occupations	An occupational category based on the following three major groups in the 2010 Standard Occupational Classification (SOC) Manual: 1) Computer and Mathematical Occupations (http://www.bls.gov/soc/2010/soc150000.htm); 2) Architecture and Engineering Occupations (http://www.bls.gov/soc/2010/soc170000.htm); and 3) Life, Physical, and Social Science Occupations (http://www.bls.gov/soc/2010/soc190000.htm).
Faculty Status	A status designated by the institution according to the institution's policies. "Faculty" may include staff with academic appointments (instruction, research, public service) and other staff members who are appointed as faculty members. The designation "faculty" is separate from the activities to which the staff members are currently assigned. For example, a president, provost, or librarian may also be appointed as a faculty member. For IPEDS reporting, graduate assistants do not have faculty status.
Full-time staff (employees)	As defined by the institution. The type of appointment at the snapshot date determines whether an employee is full-time or part-time. The employee's term of contract is not considered in making the determination of full- or part-time.
Graduate Assistants (Other)	An occupational category based on the detailed occupation in the 2010 Standard Occupational Classification (SOC) Manual called "Management Occupations" (SOC code 11-0000), "Business and Financial Operations Occupations" (SOC code 13-0000), "Computer and Mathematical Occupations" (SOC code 15-0000), "Architecture and Engineering Occupations" (SOC code 17-0000), "Life, Physical, and Social Science Occupations" (SOC code 19-0000), "Community and Social Service Occupations" (SOC code 21-0000), "Legal Occupations" (SOC code 23-0000), "Arts, Design, Entertainment, Sports, and Media Occupations" (SOC code 27-0000), "Librarians, Curators, and Archivists" (SOC code 25-4000), "Archivists, Curators, and Museum Technicians" (SOC code 25-4010), "Librarians" (SOC code 25-4020), "Library Technicians" (SOC code 25-4030), "Preschool, Primary, Secondary, and Special Education School Teachers" (SOC code 25-2000), "Other Teachers and Instructors" (SOC code 25-3000), "Other Education, Training, and Library Occupations" (SOC code 25-9000) and "Healthcare Practitioners and Technical Occupations" (SOC code 29-0000). For detailed information, refer to the following website: http://www.bls.gov/soc/2010/soc251191.htm .
Graduate Assistants (Research)	An occupational category used to classify graduate assistants whose specific assignments customarily are made for the purpose of conducting research.
Graduate Assistants (Teaching)	An occupational category based on the detailed occupation in the 2010 Standard Occupational Classification (SOC) Manual called "Graduate Assistant - Teaching" (SOC code 25-1191). For detailed information, refer to the following website: http://www.bls.gov/soc/2010/soc251191.htm .
Healthcare Practitioners and Technical Occupations	An occupational category based on the major group in the 2010 Standard Occupational Classification (SOC) Manual called "Healthcare Practitioners and Technical Occupations." For detailed information refer to the following website: http://www.bls.gov/soc/2010/soc290000.htm .
Hispanic/Latino	A person of Cuban, Mexican, Puerto Rican, South or Central American, or other Spanish culture or origin, regardless of race.
Indefinite duration (continuing or at-will) contract or employment agreement	A contract or employment agreement that has an indefinite duration (<u>continuing, at-will</u>).
Instruction combined with research and/or public service	An occupational category used to classify persons for whom it is not possible to differentiate between instruction or teaching, research, and public service because each of these functions is an integral component of his/her regular assignment. Regardless of title, academic rank, or tenure status, these employees formally spend the majority of their time providing instruction, research, and/or public service.
Instructional Staff	An occupational category that is comprised of staff who are either: 1) <u>Primarily Instruction</u> or 2) <u>Instruction combined with research and/or public service</u> . The intent of the Instructional Staff category is to include all individuals whose primary occupation includes instruction at the institution.
Integrated Postsecondary Education Data System (IPEDS)	The Integrated Postsecondary Education Data System (IPEDS), conducted by the <u>NCES</u> , began in 1986 and involves annual institution-level data collections. All <u>postsecondary institutions</u> that have a <u>Program Participation Agreement</u> with the Office of Postsecondary Education (OPE), U.S. Department of Education (throughout IPEDS referred to as "Title IV") are required to report data using a web-based <u>data collection system</u> . IPEDS currently consists of the following components: <u>Institutional Characteristics (IC)</u> ; <u>12-month Enrollment (E12)</u> ; <u>Completions (C)</u> ; <u>Admissions (ADM)</u> ; <u>Student Financial Aid (SFA)</u> ; <u>Human Resources (HR)</u> composed of Employees by Assigned Position, Fall Staff, and Salaries; <u>Fall Enrollment (EF)</u> ; <u>Graduation Rates (GR)</u> ; <u>Outcome Measures (OM)</u> ; <u>Finance (F)</u> ; and <u>Academic Libraries (AL)</u> .
Less-than-annual contract or employment agreement	A contract or employment agreement that is in effect for a partial year period of less than 365 days, or less than a standard academic year or the equivalent. Includes contracts for partial year periods such as a single semester, quarter, term, block, or course.
Librarians	An occupational category based on the broad occupation in the 2010 Standard Occupational Classification (SOC) Manual called "Librarians." For detailed information, refer to the following website: http://www.bls.gov/soc/2010/soc254020.htm .
Library and Student and Academic Affairs and Other Education Services Occupations	An occupational category consisting of the following: 1. <u>Archivists, Curators, and Museum Technicians</u> 2. <u>Librarians</u> 3. <u>Library Technicians</u> 4. <u>Student and Academic Affairs and Other Education Services Occupations</u>
Library Technicians	An occupational category based on the broad occupation in the 2010 Standard Occupational Classification (SOC) Manual called "Library Technicians." For detailed information, refer to the following website: http://www.bls.gov/soc/2010/soc254030.htm .
Management Occupations	An occupational category based on the major group in the 2010 Standard Occupational Classification (SOC) Manual called "Management Occupations." For detailed information refer to the following website: http://www.bls.gov/soc/2010/soc110000.htm .

Medical school staff	Staff employed by or staff working in the medical school (Doctor of Medicine [M.D.] and/or Doctor of Osteopathic Medicine [D.O.]) component of a postsecondary institution or in a free standing medical school. Does not include staff employed by or employees working strictly in a hospital associated with a medical school or those who work in health or allied health schools or departments such as dentistry, veterinary medicine, nursing or dental hygiene unless the health or allied health schools or departments are affiliated with (housed in or under the authority of) the medical school.
Multi-year contract or employment agreement	A contract or employment agreement that is in effect for more than one year (e.g., more than 365 days). The renewal period of a multi-year contract is not on an annual basis (e.g., a 5-year multi-year contract is renewed every 5 years NOT annually).
Multi-year or continuing or at-will contract or employment agreement (old definition)	A contract or employment agreement that is in effect for more than one year (e.g., more than 365 days) or that has an indefinite duration (<u>continuing, at-will</u>). The renewal period of a multi-year contract is not on an annual basis (e.g., a 5-year multi-year contract is renewed every 5 years NOT annually).
Native Hawaiian or Other Pacific Islander	A person having origins in any of the original peoples of Hawaii, Guam, Samoa, or other Pacific Islands.
Natural Resources, Construction, and Maintenance Occupations	An occupational category based on the following three major groups in the 2010 Standard Occupational Classification (SOC) Manual: 1) Farming, Fishing, and Forestry Occupations (http://www.bls.gov/soc/2010/soc450000.htm); 2) Construction and Extraction Occupations (http://www.bls.gov/soc/2010/soc470000.htm); and 3) Installation, Maintenance, and Repair Occupations (http://www.bls.gov/soc/2010/soc490000.htm).
New hires	Persons who were hired for full-time permanent employment either for the first time (new to the institution) or after a break in service between November 1, 2015 and October 31, 2016. Does not include persons who have returned from sabbatical leave OR full-time Postsecondary Staff who are working less-than-9-month contracts.
Non-medical school staff	See <u>Institution's staff</u> (not in medical schools)
Nonresident alien	A person who is not a citizen or national of the United States and who is in this country on a visa or temporary basis and does not have the right to remain indefinitely.
Not on tenure track	Personnel positions that are considered non-tenure earning positions.
Office and Administrative Support Occupations	An occupational category based on the major group in the 2010 Standard Occupational Classification (SOC) Manual called "Office and Administrative Support Occupations." For detailed information refer to the following website: http://www.bls.gov/soc/2010/soc430000.htm .
Part-time staff (employees)	As determined by the institution. The type of appointment at the snapshot date determines whether an employee is full-time or part-time. The employee's term of contract is not considered in making the determination of full- or part-time. <u>Casual employees</u> (hired on an ad-hoc basis or occasional basis to meet short-term needs) and students in the <u>College Work-Study Program (CWS)</u> are not considered part-time staff.
Postsecondary Teachers	An occupational category in the 2012 Standard Occupational Classification (SOC) Manual with the SOC code 25-1000. This category is not an IPEDS reporting category.
Primarily Instruction	An occupational category used to classify persons whose specific assignments customarily are made for the purpose of providing instruction or teaching. Regardless of title, academic rank, or tenure status, these employees formally spend the majority of their time providing instruction or teaching.
Production, Transportation, and Material Moving Occupations	An occupational category based on the following two major groups in the 2010 Standard Occupational Classification (SOC) Manual: 1) Production Occupations (http://www.bls.gov/soc/2010/soc510000.htm) and 2) Transportation and Material Moving Occupations (http://www.bls.gov/soc/2010/soc530000.htm).
Public Service staff	An occupational category used to classify persons whose specific assignments customarily are made for the purpose of carrying out public service activities such as agricultural extension services, clinical services, or continuing education. Regardless of title, academic rank, or tenure status, these employees formally spend the majority of their time carrying out public service activities. (This category includes employees with a public service assignment regardless of the location of the assignment (e.g., in the field rather than on campus)). (This category was called Primarily public service prior to 2012-13.)
Race and ethnicity unknown	The category used to report students or employees whose race and ethnicity are not known.
Race/ethnicity	Categories developed in 1997 by the Office of Management and Budget (OMB) that are used to describe groups to which individuals belong, identify with, or belong in the eyes of the community. The categories do not denote scientific definitions of anthropological origins. The designations are used to categorize U.S. citizens, resident aliens, and other eligible non-citizens. Individuals are asked to first designate ethnicity as: - <u>Hispanic or Latino</u> or - Not Hispanic or Latino Second, individuals are asked to indicate all races that apply among the following: - <u>American Indian or Alaska Native</u> - <u>Asian</u> - <u>Black or African American</u> - <u>Native Hawaiian or Other Pacific Islander</u> - <u>White</u>
Research Staff	An occupational category used to classify persons whose specific assignments customarily are made for the purpose of conducting research. Regardless of title, academic rank, or tenure status, these employees formally spend the majority of their time conducting research. (This category was called Primarily research prior to 2012-13.)
Sales and Related Occupations	An occupational category based on the major group in the 2010 Standard Occupational Classification (SOC) Manual called "Sales and Related Occupations." For detailed information refer to the following website: http://www.bls.gov/soc/2010/soc410000.htm .
Service Occupations	An occupational category based on the following five major groups in the 2010 Standard Occupational Classification (SOC) Manual: 1) Healthcare Support Occupations (http://www.bls.gov/soc/2010/soc310000.htm); 2) Protective Service Occupations (http://www.bls.gov/soc/2010/soc330000.htm); 3) Food Preparation and Serving Related Occupations (http://www.bls.gov/soc/2010/soc350000.htm); 4) Building and Grounds Cleaning and Maintenance Occupations (http://www.bls.gov/soc/2010/soc370000.htm); and 5) Personal Care and Service Occupations (http://www.bls.gov/soc/2010/soc390000.htm).
Student and Academic Affairs and Other Education Services Occupations	An occupational category based on the following three minor groups in the 2010 Standard Occupational Classification (SOC) Manual: 1) Pre-school, Primary, Secondary, and Special Education School Teachers (http://www.bls.gov/soc/2010/soc250000.htm#25-2000); 2) Other Teachers and Instructors (http://www.bls.gov/soc/2010/soc250000.htm#25-3000); and 3) Other Education, Training, and Library Occupations (http://www.bls.gov/soc/2010/soc250000.htm#25-9000).
Tenure	Status of a personnel position with respect to permanence of the position.
Tenure track	Personnel positions that lead to consideration for <u>tenure</u> .
Title IV institution	An institution that has a written agreement with the Secretary of Education that allows the institution to participate in any of the Title IV federal student financial assistance programs (other than the State Student Incentive Grant (SSIG) and the National Early Intervention Scholarship and Partnership (NEISP) programs).
White	A person having origins in any of the original peoples of Europe, the Middle East, or North Africa.



Human Resources

Click one of the following questions to view the answer.

General

- 1) [How often are data for the IPEDS HR survey collected?](#)
- 2) [How do I know if I must complete the Equal Employment Opportunity Commission \(EEOC\) EEO-1 survey form?](#)
- 3) [Should I include full-time staff who are paid by another entity or who are paid indirectly by my institution?](#)
- 4) [How do I know if my data are consistent across parts?](#)
- 5) [Can I change my data after completing a part?](#)
- 6) [Why do I keep receiving error messages about missing data when I have entered all necessary data for my institution?](#)
- 7) [My institution has staff for which gender is unknown. Since there is no place to report "gender unknown" on the IPEDS data collection screens, how should we report these individuals?](#)
- 8) [What is the relationship between the EEO-6 form and IPEDS?](#)

Nondegree-granting institutions

- 1) [How should I classify my school's receptionist?](#)
- 2) [How do I report Managers and Supervisors?](#)
- 3) [How do I report teachers?](#)
- 4) [We're a very small school, and all our staff have job duties in more than one area? How do I report them?](#)

Degree-granting institutions

- 1) [My tenured and tenure-track faculty are generally expected to devote 40 percent time and effort to teaching, 40 percent to research, and 20 percent to service. Both teaching and research performance are evaluated for promotion and tenure decisions. "Instruction, research, and/or public service" describes their work far better than "Primarily instruction." Where should I report these tenured and tenure-track faculty?](#)
- 2) [Should instructional staff who provide instruction in non-credit courses be included in the HR component?](#)
- 3) [Should I include in the IPEDS survey a professor who teaches courses via distance education and who is not based out of the college?](#)
- 4) [How should I count Deans and Vice Presidents \(VP\) who are tenured staff?](#)
- 5) [Where do we report research professionals who do not have faculty status?](#)
- 6) [How do I categorize employees such as research scientists and research engineers?](#)
- 7) [How should research assistants, associates, etc. be classified?](#)
- 8) [Do we include guest lecturers when we report to IPEDS?](#)
- 9) [How do we handle individuals who are employees and also taking courses?](#)
- 10) [How are data on library-related occupations collected?](#)
- 11) [The certified public accountant \(CPA\) in my office has spent the past 10 years working solely in that capacity; however, recently, the CPA was asked to split half his time performing his regular, on-going duties as a CPA and the other half of his time preparing time-cards and other duties generally performed by payroll clerks. What occupational category should I place this person in within the IPEDS HR survey?](#)
- 12) [My institution has a graduate assistant who assists with updating the website for the computer department. How should I code this person in IPEDS?](#)
- 13) [What is meant by "medical school" staff?](#)
- 14) [Who should I report as "Without faculty status"?](#)
- 15) [If a person currently employed by an institution accepts a new full-time position within the institution, is that person considered a new hire?](#)
- 16) [How are salaries reported for new hires that have not worked a full year as of the snapshot date?](#)
- 17) [We have a new instructional staff member who was hired for a 3 year period. Her pay was funded by a 3-year grant and her job could be picked up again if we receive another grant. Should we report her as a permanent new hire?](#)
- 18) [How should full-time instructional staff on a "confidential payroll" \(where salary is unavailable\) be handled?](#)
- 19) [Are salary data collected from all institutions?](#)
- 20) [How do I report Instructional Staff?](#)
- 21) [How do I report Instructional Staff by Academic Rank?](#)
- 22) [How do I report Instructional Staff by Contract Length?](#)
- 23) [How do I report Research Staff?](#)
- 24) [How do I report Public Service Staff?](#)
- 25) [How do I report Postdoctoral Staff?](#)
- 26) [How do I report Graduate Assistants?](#)
- 27) [How do I report Adjunct Instructional Staff?](#)
- 28) [How do I report Managers and Supervisors?](#)
- 29) [Who should be reported in the "Student and Academic Services and Other Education Occupations" category?](#)
- 30) [How do I report staff by Tenure Status?](#)
- 31) [How do I report staff by Faculty Status?](#)
- 32) [How do I report salaries for instructional staff?](#)
- 33) [What is CUPA-HR, and how will it help me categorize my staff?](#)

IPEDS and SOC

- 1) [What is the SOC?](#)
- 2) [What is the purpose of the Standard Occupational Classification \(SOC\) system?](#)
- 3) [How are occupations classified in the SOC?](#)
- 4) [How is the SOC structured?](#)
- 5) [Where can I find definitions of the 2010 SOC occupations?](#)
- 6) [Where can I find additional information about the SOC system?](#)

- 7) [When will the next SOC revision take place?](#)
- 8) [Why did NCES change the occupational categories in the IPEDS HR survey in 2012-13?](#)
- 9) [Is there a summary of resources that relate to the new IPEDS occupational categories and the 2010 SOC?](#)
- 10) [Is there additional information on classifying and coding supervisors and managers?](#)
- 11) [For IPEDS reporting, are institutions required to code and report all occupations at the lowest, detailed SOC level?](#)
- 12) [Can the previous IPEDS primary function/occupational activity categories be mapped to the new IPEDS occupational categories?](#)
- 13) [What is the relationship between IPEDS reporting and the SOC Postsecondary Teachers 25-1000 category?](#)

Answers:

General

1) How often are data for the IPEDS HR survey collected?

Beginning with the 2016-17 IPEDS HR survey, the reporting of all applicable data (**including race/ethnicity and gender**) in the IPEDS HR survey is required.

[Back to top](#)

2) How do I know if I must complete the Equal Employment Opportunity Commission (EEOC) EEO-1 survey form?

Since the EEO-1 survey form is conducted by EEOC, you must contact EEOC directly to find out about their survey reporting requirements. For more information about EEO-1 reporting, please refer to the following EEOC website, which includes contact information: <http://www.eeoc.gov/eo1survey/index.html>.

[Back to top](#)

3) Should I include full-time staff who are paid by another entity or who are paid indirectly by my institution?

No. Include only paid employees of your institution, recognizing that this may undercount the number of staff.

[Back to top](#)

4) How do I know if my data are consistent across parts?

There are internal edit checks in place to ensure consistency. Also, some cells will be pre-populated from data in other parts to help ensure consistent reporting.

[Back to top](#)

5) Can I change my data after completing a part?

Yes. Data may be changed after completing any part. Once edit checks are run, errors may be detected that will require users to revise data in one part to agree with what is reported in another part. Data cannot be locked until all errors are resolved.

[Back to top](#)

6) Why do I keep receiving error messages about missing data when I have entered all necessary data for my institution?

If a displayed screen is not applicable to your institution, you must enter at least one zero in a field on that screen. If you are still unable to resolve the edit involving missing data, please contact the IPEDS Help Desk at 1-877-225-2568 for further assistance.

[Back to top](#)

7) My institution has staff for which gender is unknown. Since there is no place to report "gender unknown" on the IPEDS data collection screens, how should we report these individuals?

These individuals are still to be reported to IPEDS, even though their gender is unknown. It is up to the institution to decide how best to handle reporting individuals whose gender is unknown. However, a common method used is to allocate the individuals with gender unknown based on the known proportion of men to women for staff.

[Back to top](#)

8) What is the relationship between the EEO-6 form and IPEDS?

The Equal Employment Opportunity Commission (EEOC) previously collected data on the EEO-6 form. In 1993, IPEDS took over the collection of the EEO-6 data. These data are made available to the EEOC and to the Office for Civil Rights.

[Back to top](#)

Nondegree-granting institutions

1) How should I classify my school's receptionist?

Classify this employee in the Office and Administrative Support Occupations category.

[Back to top](#)

2) How do I report Managers and Supervisors?

The Management Occupations category should include those staff whose job it is to plan, direct, or coordinate policies and programs, and may include some supervision of other workers. In addition, Postsecondary Deans should be classified in this category as well, even though they perform similar activities to the workers that they supervise.

All other supervisors should be categorized within the same category as the workers that they supervise. However, there is an exception for those that supervise workers in the Healthcare Support Occupations. These staff are usually supervised by workers in Major Group 29-0000 Healthcare Practitioners and Technical Occupations. Therefore, there are no first-line supervisor occupations in Major Group 31-0000 Healthcare Support Occupations.

[Back to top](#)

3) How do I report teachers?

Report teachers as Instructional staff.

[Back to top](#)

4) We're a very small school, and all our staff have job duties in more than one area? How do I report them?

You can report each employee only once, and you cannot split the employee over occupational categories. The SOC Coding Guideline #2 gives this guidance: When workers in a single job could be coded in more than one occupation, they should be coded in the occupation that requires the highest level of skill. If there is no measurable difference in skill requirements, workers should be coded in the occupation in which they spend the most time.

[Back to top](#)

Degree-granting institutions

1) My tenured and tenure-track faculty are generally expected to devote 40 percent time and effort to teaching, 40 percent to research, and 20 percent to service. Both teaching and research

performance are evaluated for promotion and tenure decisions. "Instruction, research, and/or public service" describes their work far better than "Primarily instruction." Where should I report these tenured and tenure-track faculty?

Report the employees as Instruction combined with research and/or public service, in the appropriate faculty status category.

[Back to top](#)

2) **Should instructional staff who provide instruction in non-credit courses be included in the HR component?**

Yes. Instructional staff who provide instruction in non-credit courses should be included in the HR component.

[Back to top](#)

3) **Should I include in the IPEDS survey a professor who teaches courses via distance education and who is not based out of the college?**

Staff at off-campus centers/sites associated with the campus covered by this report should be included in the HR component; however, staff who work at branch campuses located in a foreign country should **NOT** be included in the HR component. Also, the staff must be on the payroll of the institution.

[Back to top](#)

4) **How should I count Deans and Vice Presidents (VP) who are tenured staff?**

If the Dean's or VP's primary function is **Management**, they should be counted as Management in the Tenured column. Then, report their salaries on the non-instructional page. However, if the Dean's or VP's primary function is **Instruction** or **Instruction combined with research/public service**, then classify them as such AND report them in the Instructional Staff Salaries section (if they are full time).

[Back to top](#)

5) **Where do we report research professionals who do not have faculty status?**

Report them as Research staff without faculty status.

[Back to top](#)

6) **How do I categorize employees such as research scientists and research engineers?**

Categorize research scientists and research engineers as Research staff.

[Back to top](#)

7) **How should research assistants, associates, etc. be classified?**

If they are graduate students at your institution performing research or graduate assistant duties while enrolled, report them as Graduate assistants - research in Part B (part-time employees). If they are not graduate students, but are performing discipline oriented research work (e.g., biology, materials engineering, etc.) generally requiring a bachelor's or higher degree, report them As Research staff in either Part A (full-time employees) or Part B (part-time employees).

[Back to top](#)

8) **Do we include guest lecturers when we report to IPEDS?**

If a guest lecturer is hired by the institution and placed on the institution's payroll then the person should be included in the HR component. However, guest lecturers typically are given honoraria or lecture fees and thus are not paid through the institution's payroll accounts.

[Back to top](#)

9) **How do we handle individuals who are employees and also taking courses?**

1 - If they are student workers (e.g., College-Work study), exclude them from the HR component.
2 - If they are employed as graduate assistants to assist in the classroom or laboratory or to do research, include them as part-time employees in the graduate assistants category.
3 - If they are employed in regular jobs, either full-time or part-time, include them according to their primary function/occupational activity.

[Back to top](#)

10) **How are data on library-related occupations collected?**

Beginning with 2012-13 IPEDS HR reporting, most degree-granting institutions report library-related occupations separately as:

- Archivists, Curators, and Museum Technicians
- Librarians
- Library Technicians

Non-degree granting institutions report library-related occupations in a single category:

- Librarians, Curators, and Archivists

[Back to top](#)

11) **The certified public accountant (CPA) in my office has spent the past 10 years working solely in that capacity; however, recently, the CPA was asked to split half his time performing his regular, on-going duties as a CPA and the other half of his time preparing time-cards and other duties generally performed by payroll clerks. What occupational category should I place this person in within the IPEDS HR survey?**

SOC Coding Guideline #2 states that when workers in a single job could be coded in more than one occupation, they should be coded in the occupation that requires the highest level of skill. If there is no measurable difference in skill requirements, workers should be coded in the occupation in which they spend the most time.

This employee should be placed in the IPEDS HR occupational category of "Business and Financial Operations Occupations" for the following reasons:

- The occupation of CPA requires a higher level of skill than the occupation of payroll clerk; therefore, the person in question would fall under the SOC Detailed occupation of "[Accountants and Auditors](#)" (SOC code **13-2011**), which falls under the SOC Major group of "[Business and Financial Operations Occupations](#)" (SOC code **13-0000**).
- In determining the equivalent IPEDS HR occupational category, refer to the [IPEDS/SOC crosswalk](#), where you will see that the SOC Major group of Business and Financial Operations Occupations" has been crosswalked to the 2012-13 IPEDS HR Major Occupational Category of "Business and Financial Operations Occupations."

[NOTE: For IPEDS purposes, there is no need to code occupations to the detailed SOC level, although doing that can help answer questions such as this.]

[Back to top](#)

12) **My institution has a graduate assistant who assists with updating the website for the computer department. How should I code this person in IPEDS?**

Include this person as a graduate assistant in the IPEDS HR category called, "Computer, Engineering, and Science Occupations."

[Back to top](#)

13) **What is meant by "medical school" staff?**

Medical school staff are staff employed by or working in the medical school component (M.D. or D.O.) of a postsecondary institution, or in a freestanding medical school. However, this does not include staff employed by or working strictly in a hospital associated with a medical school, those who volunteer their services at the

medical school, or those who work in health or allied health schools or departments such as dentistry, veterinary medicine, nursing, or dental hygiene, unless the health or allied health schools or departments are affiliated with (housed in or under the authority of) the medical school. (The HR medical school pages are only applicable to institutions with M.D. or D.O. programs.)

Freestanding hospitals, medical centers, and other entities that offer postsecondary education programs as part of their mission should report only those staff who work full-time or part-time in the postsecondary education division or component of the institution. If a staff member works full-time for the institution - but only part-time in the postsecondary education division or component - for the purposes of IPEDS HR reporting, that person should be reported as part-time in his or her occupational category in the postsecondary education division or component.

[Back to top](#)

14) Who should I report as "Without faculty status"?

While institutions may use different designations of who is functioning as "faculty," there is generally some designation of whether or not an employee has faculty status. Report employees with faculty status in either the **Tenured, On Tenure Track, or Not on Tenure Track** column by occupational category. Institutions may also employ individuals in the various occupational categories who do not have or who are not eligible to have faculty status. Report these individuals in the Without Faculty Status category. For example, an individual hired as a Computer Engineer without faculty eligibility should be reported in the IPEDS occupational category of "Computer, Engineering, and Science Occupations" in the Without Faculty Status category. Similarly, Postdoctoral Research Associates, because they do not have faculty status, would be reported in the Without Faculty Status category.

[Back to top](#)

15) If a person currently employed by an institution accepts a new full-time position within the institution, is that person considered a new hire?

NO. The currently employed person is not considered a new hire. New hires are full-time permanent staff on the payroll of the institution between November 1, 2015 and October 31, 2016 either for the first time (new to the institution) or after a break in service. Also, new hires do not include persons who have returned from sabbatical leave or full-time staff who are working on less-than-9-month contracts.

[Back to top](#)

16) How are salaries reported for new hires that have not worked a full year as of the snapshot date?

Even if staff were not employed for an entire year as of the snapshot date, their entire base annual salary should be reported, as applicable, in the Salaries section of the HR survey.

[Back to top](#)

17) We have a new instructional staff member who was hired for a 3 year period. Her pay was funded by a 3-year grant and her job could be picked up again if we receive another grant. Should we report her as a permanent new hire?

In this case, the new hire should not be reported as a permanent staff member since their position is contingent on the availability of grant funding. There is no guarantee that the job will be renewed at the end of the 3-year-term.

In general, IPEDS does not have a definition of "permanent" as it applies to new hires. It is up to the institution to determine whether a position is "permanent" or "temporary." One way to make this determination could be to consult with the institution's Human Resources department on how they classify the position (e.g. as "permanent" or "temporary.")

[Back to top](#)

18) How should full-time instructional staff on a "confidential payroll" (where salary is unavailable) be handled?

Make the best estimate of the salary of the full-time instructional staff.

[Back to top](#)

19) Are salary data collected from all institutions?

No. Salary data are collected from degree-granting institutions only, unless one or more of the following are true:

- All instructional staff are employed on a part time basis.
- All instructional staff are military personnel.
- All instructional staff contribute their services (e.g., are members of a religious order).
- All instructional staff teach pre-clinical or clinical medicine.

All applicable institutions are required to complete the Salaries section annually.

[Back to top](#)

20) How do I report Instructional Staff?

Instructional Staff, as defined by IPEDS, is comprised of staff who are either: 1) Primarily Instruction (PI), or 2) Instruction combined with Research and/or Public Service (IRPS).

The intent of the instructional staff category is to include all individuals whose primary occupation includes instruction at the institution. Primarily Instruction staff are those individuals whose primary responsibility can be defined as teaching (e.g., the majority of their total time).

Instruction combined with Research and/or Public Service (IRPS) staff are those individuals who have instruction as part of their job, but it cannot readily be differentiated from the research or public service functions of their jobs (e.g., they teach, but a percentage of time spent teaching is not discernible since their teaching responsibilities are not clearly differentiated from their other responsibilities). Instructional staff could include postdoctoral students if they meet the criteria for one of the two categories above. Adjunct instructional staff would also typically meet the criteria.

[Back to top](#)

21) How do I report Instructional Staff by Academic Rank?

Report instructional staff by academic rank (e.g., professor, associate professor, etc.), as designated by the institution. Institutions without standard academic ranks should report all instructional staff in the No Academic Rank category.

[Back to top](#)

22) How do I report Instructional Staff by Contract Length?

Data on full-time instructional staff with faculty status who are not on tenure track are collected for four categories of employment:

Although the use of contracts and employment agreements varies by institution, this section is meant to capture all non-tenure-track instructional staff, regardless of what type of employment agreement is utilized. This includes formal contracts, informal agreements, at-will employment, teaching periods, and the like.

[Back to top](#)

23) How do I report Research Staff?

A staff member should be classified as Research Staff if the majority of their work is focused on conducting research, regardless of their title, academic rank, or tenure status.

[Back to top](#)

24) How do I report Public Service Staff?

A staff member should be classified as Public Service Staff if the majority of their work is focused on carrying out public service activities. These would be staff members who work in agricultural extension services, clinical services, or continuing education, regardless of their title, academic rank, or tenure status. If the staff member is located off campus, such as in an extension office, they should still be classified as Public Service Staff as long as the majority of their work is focused on carrying out public service activities.

[Back to top](#)

25) How do I report Postdoctoral Staff?

Postdoctoral staff members should be classified based on where the majority of their work is performed. For example, if the postdoc spends the majority of their time conducting research, they should be classified as Research Staff. In addition, postdoctoral staff members typically do not have faculty status, and they should be reported as Without Faculty Status.

[Back to top](#)

26) How do I report Graduate Assistants?

Graduate Assistants are considered part-time employees and should be classified in the occupational category in which the majority of their work is performed. IPEDS only collects information for graduate assistants working in a subset of the occupational categories. Those primarily performing duties in other categories should be excluded.

[Back to top](#)

27) How do I report Adjunct Instructional Staff?

Adjunct Instructional Staff serve in either a temporary or auxiliary capacity to teach academic degree-credit courses, as well as remedial, developmental, or ESL courses, and are paid on a course-by-course basis. They should be reported as either part-time or full-time based on their designation on the institution's payroll, and as non-tenured instructional staff.

[Back to top](#)

28) How do I report Managers and Supervisors?

The Management Occupations category should include those staff whose job it is to plan, direct, or coordinate policies and programs, and may include some supervision of other workers. In addition, Postsecondary Deans should be classified in this category as well, even though they perform similar activities to the workers that they supervise.

All other supervisors should be categorized within the same category as the workers that they supervise.

However, there is an exception for those that supervise workers in the Healthcare Support Occupations. These staff are usually supervised by workers in Major Group 29-0000 Healthcare Practitioners and Technical Occupations. Therefore, there are no first-line supervisor occupations in Major Group 31-0000 Healthcare Support Occupations.

[Back to top](#)

29) Who should be reported in the "Student and Academic Services and Other Education Occupations" category?

This category includes professionals who work in the areas of student activities, student admissions, student affairs, student career services, student enrollment, student financial aid, student registration and records, campus recreation services, and similar functions. Typically, the person who directs or heads the office would not be included in this category.

Note, the majority of these occupations are not included in the 2010 Standard Occupational Classification (SOC) system. In IPEDS, these occupations are coded in the SOC Minor Groups of 25-2000, 25-3000, and 25-9000 because those categories represent the best fit, **not** because they are specifically listed there. For more specific guidance on how to categorize these occupations and others, please see CUPA-HR's position descriptions: <http://www.cupahr.org/surveys/worksheets.aspx> or contact the IPEDS Help Desk.

[Back to top](#)

30) How do I report staff by Tenure Status?

Report instructional staff by tenure status (e.g., tenured, on tenure track, and not on tenure track) as designated by the institution.

Staff should be classified as Not on Tenure Track if they have faculty status, but are not considered to be tenured or on tenure track.

[Back to top](#)

31) How do I report staff by Faculty Status?

Please refer to your institution's policies to determine whether staff members have the designation of faculty. The designation of faculty is not limited to instructional staff, but can also include such positions as president, provost, or librarians.

For IPEDS reporting purposes, graduate assistants do not have faculty status.

[Back to top](#)

32) How do I report salaries for instructional staff?

Historically, IPEDS has collected average annual salaries. Because there is variation in what an annual salary entails, IPEDS now calculates weighted average monthly salaries. The salaries worksheet is used to determine average monthly salaries by collecting the number of instructional staff and the number of months their salaries cover, along with the total salary outlays for all of those individuals.

Full-time instructional staff should be reported based on the number of months during which they work during the year, NOT the number of months during which they are paid.

[Back to top](#)

33) What is CUPA-HR, and how will it help me categorize my staff?

CUPA-HR, or the College and University Professional Association for Human Resources, developed worksheets to assist institutions in classifying their staff members, and graciously offered them for use in IPEDS reporting, regardless of whether institutions are CUPA-HR members or not.

These worksheets contain many positions in postsecondary education (which aren't specifically mentioned in the SOC itself) such as: registrar, bursar, outreach specialist, etc. The following link will take you to CUPA-HR's website: <http://www.cupahr.org/surveys/reporting.aspx>. Look under the SOC Codes for IPEDS Reporting heading and click on "position descriptions." This will take you to position descriptions for Administrators and Professionals which list the title, description, and SOC code recommendation for many positions in postsecondary education. SOC Codes are also provided for Non-Exempt staff, though specific position descriptions are not available.

[Back to top](#)

IPEDS and SOC

1) What is the SOC?

The Standard Occupational Classification system, or SOC, is designed to reflect the current occupational structure of the United States.

[Back to top](#)

2) What is the purpose of the Standard Occupational Classification (SOC) system?

The SOC system is used by Federal statistical agencies to classify workers and jobs into occupational categories for the purpose of collecting, calculating, analyzing, or disseminating data. All Federal agencies that publish occupational data for statistical purposes are required to use the SOC in order to increase data comparability.

[Back to top](#)

3) How are occupations classified in the SOC?

Occupations in the SOC are classified based on work performed and, in some cases, on the skills, education, and/or training needed to perform the work at a competent level.

This is SOC Classification Principle #2, available at the following link:
http://www.bls.gov/soc/soc_2010_class_prin_cod_guide.pdf

[Back to top](#)

4) How is the SOC structured?

The SOC is a tiered occupational classification system with four levels: major group, minor group, broad occupation, and detailed occupation. The 23 major groups are broken down into 97 minor groups, followed by 461 broad occupations, and finally 840 detailed occupations.

[Back to top](#)

5) Where can I find definitions of the 2010 SOC occupations?

A pdf version of the 2010 SOC definitions can be found at the following website:
http://www.bls.gov/soc/soc_2010_definitions.pdf. A link to the Excel version of the definitions can be found on the SOC homepage (<http://www.bls.gov/soc>) under the category "2010 SOC, Downloadable Materials". While the SOC system is a four-level tiered system, SOC definitions only exist at the lowest occupational level, which is known as the "detailed occupation" level.

[Back to top](#)

6) Where can I find additional information about the SOC system?

Refer to the SOC homepage at: <http://www.bls.gov/soc>.

- A hardcopy of the English version of the 2010 SOC Manual can also be purchased from the following website: <http://www.ntis.gov/products/soc.aspx>.
- The Spanish version of the 2010 SOC Manual is only available online and can be found at: http://www.bls.gov/soc/soc_2010_Spanish_Version.pdf.

[Back to top](#)

7) When will the next SOC revision take place?

The SOC 2018 revision process is underway! Major review of the 2010 SOC Classification Principles and detailed occupations began in 2013, and a Federal Register notice requesting public comment was published in June 2014 with a deadline of July 21, 2014. NCES proposed a number of changes that would help better align the SOC with postsecondary education. The review and possible revision of the 2010 SOC is intended to be completed by the end of 2016, and then released to begin use in 2018.

[Back to top](#)

8) Why did NCES change the occupational categories in the IPEDS HR survey in 2012-13?

The IPEDS HR survey was changed to comply with the requirement to align IPEDS HR reporting with the 2010 Standard Occupational Classification (SOC) system. Also, prior to 2012-13, most of the occupational categories and corresponding definitions in the IPEDS HR survey and its predecessor called the Higher Education General Information Survey (HEGIS) remained basically the same for over two decades. (The 2010 SOC reflects changes in the workforce over the last decade.)

[Back to top](#)

9) Is there a summary of resources that relate to the new IPEDS occupational categories and the 2010 SOC?

The IPEDS HR/SOC Information Center can be found at: <http://nces.ed.gov/ipeds/resource/soc.asp>.

[Back to top](#)

10) Is there additional information on classifying and coding supervisors and managers?

For additional information on classifying and coding supervisors and managers, refer to the IPEDS HR instructions.

[Back to top](#)

11) For IPEDS reporting, are institutions required to code and report all occupations at the lowest, detailed SOC level?

IPEDS does not require institutions to report most occupations at the detailed SOC level. Most of the occupational data in IPEDS are collected at a higher level (e.g., major level); however, there are a few instances where data are collected at a lower level (e.g., detailed) such as Librarians.

For IPEDS purposes, institutions should report their employees in the categories defined in the IPEDS HR survey. For example, a College President would most likely fall under the detailed SOC occupation of "Education Administrators, Postsecondary" (11-9033) where the first two-digits (11) of the SOC code represent the SOC "major group" in this example. Based on the IPEDS HR/SOC crosswalk at http://nces.ed.gov/ipeds/resource/download/IPEDS_HR_2010_SOC_Crosswalk.pdf, the SOC code of "11-0000" corresponds to the SOC major group of "Management Occupations," which is crosswalked to the IPEDS HR "Management Occupations" category.

[Back to top](#)

12) Can the previous IPEDS primary function/occupational activity categories be mapped to the new IPEDS occupational categories?

In most cases, no. The detailed occupations in the 2010 SOC are grouped together based on similar job duties, and in some cases skills, education, and/or training. Consequently, many categories such as "technical and paraprofessional" and "other professionals (support/service)" no longer exist in IPEDS.

For example, for the 2011-12 IPEDS HR survey, "Dietitians and Nutritionists" were included in the "Other Professional" (support/service) category while "Dietetic Technicians" were included in the "Technical and Paraprofessionals" category. In the 2012-13 IPEDS HR survey, "Dietitians and Nutritionists" and "Dietetic Technicians" are included in the SAME major occupational category called "Healthcare Practitioners and Technical Occupations".

However, the Instructional Staff (Primarily instruction and Instruction combined with research and/or public service), Research Staff, and Public Service Staff categories remained the same in IPEDS.

[Back to top](#)

13) What is the relationship between IPEDS reporting and the SOC Postsecondary Teachers 25-1000 category?

Postsecondary Teachers is an occupational category in the 2010 Standard Occupational Classification (SOC) Manual with the SOC code 25-1000. This category is not an IPEDS reporting category because staff generally regarded by institutions as "faculty" are not only instructional staff, but can be research staff and public service staff as well. Postsecondary Teachers is not a good description of these occupational categories on postsecondary campuses, and introduces confusion into the reporting done by institutions.

However, because of the requirement to align with the SOC, all three categories (instructional staff, research staff, and public service staff) are included individually under the Postsecondary Teachers category in the IPEDS Data Center, with explanations.

[Back to top](#)

U.S. Department of Education



[Software Provider Resources](#)

[Browsers Supported](#)

[Use of Cookies](#)

[Troubleshooting](#)

[Section 508 Compliance](#)

[NCES Privacy Policy](#)

Human Resources for degree-granting institutions and related administrative offices that have 15 or more full-time staff, No Tenure System

Overview

Human Resources Overview

Welcome to the IPEDS Human Resources (HR) survey component. The HR component collects important information about your institution's staff.

Data Reporting Reminders

- Report each employee only once. If an employee could be coded in more than one occupation, code the employee in the occupation that requires the highest level of skill OR if there is no measurable difference in skill requirements, code the employee in the occupation in which they spend the most time.
- Report staff members difficult to categorize in the "Human Resources Survey Evaluation" box at the end of the survey.
- Enter data on each displayed screen. If a screen is not applicable, enter at least one zero in a field on the screen and save before continuing.
- When reporting salary data (applicable to degree-granting institutions only) include all full-time, non-medical school, instructional staff - both with and without faculty status.

See the instructions for the **Key Reporting Concepts** section -- basic reporting concepts that will assist you in completing the Human Resources survey component.

Resources:

- To download the survey materials for this component: [Survey Materials](#)
- All staff must now be reported using the new IPEDS occupational categories, which align with the 2010 Standard Occupational Classification (SOC) codes. Additional information and resources can be found in the [IPEDS HR/SOC Information Center](#), including general information about the SOC, the IPEDS/SOC crosswalk, a SOC Browse Tool, frequently asked questions, and web tutorials.

If you have questions about completing this survey, please contact the **IPEDS Help Desk at 1-877-225-2568**.

Human Resources Screening Questions

Does your institution have any part-time staff?

If you answer **Yes** to this question, you will be provided the screens to report part-time staff.

No

Yes

Does your institution have graduate assistants?

If you answer **Yes** to this question, you will be provided the screens to report graduate assistants.

No

Yes

Does your institution have 15 or more full-time staff?

No

Yes

Does your institution have a tenure system?

If you answer **Yes** to this question, you will be provided the screens to report some data by tenure status.

No

Yes

Did your institution hire any **full-time permanent staff** who were included on the payroll of the institution between **November 1, 2016 and October 31, 2017** either for the **first time** (new to the institution) or **after a break in service**? (Exclude persons who have returned from sabbatical leave and full-time instructional staff who are working less-than-9-month contracts.)

If you answer **Yes** to this question, you will be provided the screens to report **full-time permanent new hires in Part H**.

No

Yes

Do **ALL** of the instructional staff at your institution fall into any of the following categories?

If you answer **Yes** to any of the questions below, you will **NOT** be required to report **Part G - Salaries** for instructional staff. However, Part G will still be required for reporting data for full-time non-instructional staff.

No Yes Are ALL of the instructional staff military personnel?

No Yes Do ALL of the instructional staff contribute their services (e.g., members of a religious order)?

You may use the space below to provide context for the data you've reported above.

Part A1 - Full-time Instructional Staff by Academic Rank and Tenure Status - Multi-Year Contract

**Number of Full-time Instructional Staff
With Faculty Status
Not on Tenure Track - Multi-Year Contract**

As of November 1, 2017

- Report Hispanic/Latino individuals of any race as Hispanic/Latino
- Report race for non-Hispanic/Latino individuals only
- Include both Primarily Instruction and Instruction Combined with Research and/or Public Service
- Include both non-medical and medical staff

Men

Gender and race/ethnicity	Academic Rank					No academic rank	Total
	Professors	Associate professors	Assistant professors	Instructors	Lecturers		
Nonresident alien	<input type="text"/>	<input type="text"/>	<input type="text"/>	<input type="text"/>	<input type="text"/>	<input type="text"/>	
Hispanic/Latino	<input type="text"/>	<input type="text"/>	<input type="text"/>	<input type="text"/>	<input type="text"/>	<input type="text"/>	
American Indian or Alaska Native	<input type="text"/>	<input type="text"/>	<input type="text"/>	<input type="text"/>	<input type="text"/>	<input type="text"/>	
Asian	<input type="text"/>	<input type="text"/>	<input type="text"/>	<input type="text"/>	<input type="text"/>	<input type="text"/>	
Black or African American	<input type="text"/>	<input type="text"/>	<input type="text"/>	<input type="text"/>	<input type="text"/>	<input type="text"/>	
Native Hawaiian or Other Pacific Islander	<input type="text"/>	<input type="text"/>	<input type="text"/>	<input type="text"/>	<input type="text"/>	<input type="text"/>	
White	<input type="text"/>	<input type="text"/>	<input type="text"/>	<input type="text"/>	<input type="text"/>	<input type="text"/>	
Two or more races	<input type="text"/>	<input type="text"/>	<input type="text"/>	<input type="text"/>	<input type="text"/>	<input type="text"/>	
Race and ethnicity unknown	<input type="text"/>	<input type="text"/>	<input type="text"/>	<input type="text"/>	<input type="text"/>	<input type="text"/>	
Total men							

Women

Gender and race/ethnicity	Academic Rank					No academic rank	Total
	Professors	Associate professors	Assistant professors	Instructors	Lecturers		
Nonresident alien	<input type="text"/>	<input type="text"/>	<input type="text"/>	<input type="text"/>	<input type="text"/>	<input type="text"/>	
Hispanic/Latino	<input type="text"/>	<input type="text"/>	<input type="text"/>	<input type="text"/>	<input type="text"/>	<input type="text"/>	
American Indian or Alaska Native	<input type="text"/>	<input type="text"/>	<input type="text"/>	<input type="text"/>	<input type="text"/>	<input type="text"/>	
Asian	<input type="text"/>	<input type="text"/>	<input type="text"/>	<input type="text"/>	<input type="text"/>	<input type="text"/>	
Black or African American	<input type="text"/>	<input type="text"/>	<input type="text"/>	<input type="text"/>	<input type="text"/>	<input type="text"/>	
Native Hawaiian or Other Pacific Islander	<input type="text"/>	<input type="text"/>	<input type="text"/>	<input type="text"/>	<input type="text"/>	<input type="text"/>	
White	<input type="text"/>	<input type="text"/>	<input type="text"/>	<input type="text"/>	<input type="text"/>	<input type="text"/>	
Two or more races	<input type="text"/>	<input type="text"/>	<input type="text"/>	<input type="text"/>	<input type="text"/>	<input type="text"/>	
Race and ethnicity unknown	<input type="text"/>	<input type="text"/>	<input type="text"/>	<input type="text"/>	<input type="text"/>	<input type="text"/>	
Total women							

Total (men+women)

Total from prior year							
-----------------------	--	--	--	--	--	--	--

Part A1 - Full-time Instructional Staff by Academic Rank and Tenure Status - Annual Contract

**Number of Full-time Instructional Staff
With Faculty Status
Not on Tenure Track - Annual Contract**

As of November 1, 2017

- Report Hispanic/Latino individuals of any race as Hispanic/Latino
- Report race for non-Hispanic/Latino individuals only
- Include both Primarily Instruction and Instruction Combined with Research and/or Public Service
- Include both non-medical and medical staff

Men							
Race/ethnicity	Academic Rank					No academic rank	Total
	Professors	Associate professors	Assistant professors	Instructors	Lecturers		
Nonresident alien	<input type="text"/>	<input type="text"/>	<input type="text"/>	<input type="text"/>	<input type="text"/>	<input type="text"/>	
Hispanic/Latino	<input type="text"/>	<input type="text"/>	<input type="text"/>	<input type="text"/>	<input type="text"/>	<input type="text"/>	
American Indian or Alaska Native	<input type="text"/>	<input type="text"/>	<input type="text"/>	<input type="text"/>	<input type="text"/>	<input type="text"/>	
Asian	<input type="text"/>	<input type="text"/>	<input type="text"/>	<input type="text"/>	<input type="text"/>	<input type="text"/>	
Black or African American	<input type="text"/>	<input type="text"/>	<input type="text"/>	<input type="text"/>	<input type="text"/>	<input type="text"/>	
Native Hawaiian or Other Pacific Islander	<input type="text"/>	<input type="text"/>	<input type="text"/>	<input type="text"/>	<input type="text"/>	<input type="text"/>	
White	<input type="text"/>	<input type="text"/>	<input type="text"/>	<input type="text"/>	<input type="text"/>	<input type="text"/>	
Two or more races	<input type="text"/>	<input type="text"/>	<input type="text"/>	<input type="text"/>	<input type="text"/>	<input type="text"/>	
Race and ethnicity unknown	<input type="text"/>	<input type="text"/>	<input type="text"/>	<input type="text"/>	<input type="text"/>	<input type="text"/>	
Total men							
Women							
Race/ethnicity	Academic Rank					No academic rank	Total
	Professors	Associate professors	Assistant professors	Instructors	Lecturers		
Nonresident alien	<input type="text"/>	<input type="text"/>	<input type="text"/>	<input type="text"/>	<input type="text"/>	<input type="text"/>	
Hispanic/Latino	<input type="text"/>	<input type="text"/>	<input type="text"/>	<input type="text"/>	<input type="text"/>	<input type="text"/>	
American Indian or Alaska Native	<input type="text"/>	<input type="text"/>	<input type="text"/>	<input type="text"/>	<input type="text"/>	<input type="text"/>	
Asian	<input type="text"/>	<input type="text"/>	<input type="text"/>	<input type="text"/>	<input type="text"/>	<input type="text"/>	
Black or African American	<input type="text"/>	<input type="text"/>	<input type="text"/>	<input type="text"/>	<input type="text"/>	<input type="text"/>	
Native Hawaiian or Other Pacific Islander	<input type="text"/>	<input type="text"/>	<input type="text"/>	<input type="text"/>	<input type="text"/>	<input type="text"/>	
White	<input type="text"/>	<input type="text"/>	<input type="text"/>	<input type="text"/>	<input type="text"/>	<input type="text"/>	
Two or more races	<input type="text"/>	<input type="text"/>	<input type="text"/>	<input type="text"/>	<input type="text"/>	<input type="text"/>	
Race and ethnicity unknown	<input type="text"/>	<input type="text"/>	<input type="text"/>	<input type="text"/>	<input type="text"/>	<input type="text"/>	
Total women							
Total (men+women)							
Total from prior year							

Part A1 - Full-time Instructional Staff by Academic Rank and Tenure Status - Less-Than-Annual Contract

**Number of Full-time Instructional Staff
With Faculty Status
Not on Tenure Track - Less-than-annual Contract**

As of November 1, 2017

- Report Hispanic/Latino individuals of any race as Hispanic/Latino
- Report race for non-Hispanic/Latino individuals only
- Include both Primarily Instruction and Instruction Combined with Research and/or Public Service
- Include both non-medical and medical staff

Men							
Race/ethnicity	Academic Rank					No academic rank	Total
	Professors	Associate professors	Assistant professors	Instructors	Lecturers		
Nonresident alien	<input type="text"/>	<input type="text"/>	<input type="text"/>	<input type="text"/>	<input type="text"/>	<input type="text"/>	
Hispanic/Latino	<input type="text"/>	<input type="text"/>	<input type="text"/>	<input type="text"/>	<input type="text"/>	<input type="text"/>	
American Indian or Alaska Native	<input type="text"/>	<input type="text"/>	<input type="text"/>	<input type="text"/>	<input type="text"/>	<input type="text"/>	
Asian	<input type="text"/>	<input type="text"/>	<input type="text"/>	<input type="text"/>	<input type="text"/>	<input type="text"/>	
Black or African American	<input type="text"/>	<input type="text"/>	<input type="text"/>	<input type="text"/>	<input type="text"/>	<input type="text"/>	
Native Hawaiian or Other Pacific Islander	<input type="text"/>	<input type="text"/>	<input type="text"/>	<input type="text"/>	<input type="text"/>	<input type="text"/>	
White	<input type="text"/>	<input type="text"/>	<input type="text"/>	<input type="text"/>	<input type="text"/>	<input type="text"/>	
Two or more races	<input type="text"/>	<input type="text"/>	<input type="text"/>	<input type="text"/>	<input type="text"/>	<input type="text"/>	
Race and ethnicity unknown	<input type="text"/>	<input type="text"/>	<input type="text"/>	<input type="text"/>	<input type="text"/>	<input type="text"/>	
Total men							
Women							
Race/ethnicity	Academic Rank					No academic rank	Total
	Professors	Associate professors	Assistant professors	Instructors	Lecturers		
Nonresident alien	<input type="text"/>	<input type="text"/>	<input type="text"/>	<input type="text"/>	<input type="text"/>	<input type="text"/>	
Hispanic/Latino	<input type="text"/>	<input type="text"/>	<input type="text"/>	<input type="text"/>	<input type="text"/>	<input type="text"/>	
American Indian or Alaska Native	<input type="text"/>	<input type="text"/>	<input type="text"/>	<input type="text"/>	<input type="text"/>	<input type="text"/>	
Asian	<input type="text"/>	<input type="text"/>	<input type="text"/>	<input type="text"/>	<input type="text"/>	<input type="text"/>	
Black or African American	<input type="text"/>	<input type="text"/>	<input type="text"/>	<input type="text"/>	<input type="text"/>	<input type="text"/>	
Native Hawaiian or Other Pacific Islander	<input type="text"/>	<input type="text"/>	<input type="text"/>	<input type="text"/>	<input type="text"/>	<input type="text"/>	
White	<input type="text"/>	<input type="text"/>	<input type="text"/>	<input type="text"/>	<input type="text"/>	<input type="text"/>	
Two or more races	<input type="text"/>	<input type="text"/>	<input type="text"/>	<input type="text"/>	<input type="text"/>	<input type="text"/>	
Race and ethnicity unknown	<input type="text"/>	<input type="text"/>	<input type="text"/>	<input type="text"/>	<input type="text"/>	<input type="text"/>	
Total women							
Total (men+women)							
Total from prior year							

Part A1 - Full-time Instructional Staff by Academic Rank and Tenure Status - Indefinite duration contract

**Number of Full-time Instructional Staff
With Faculty Status
Not on Tenure Track - Indefinite duration contract**

As of November 1, 2017

- Report Hispanic/Latino individuals of any race as Hispanic/Latino
- Report race for non-Hispanic/Latino individuals only
- Include both Primarily Instruction and Instruction Combined with Research and/or Public Service
- Include both non-medical and medical staff

Men							
Gender and race/ethnicity	Academic Rank					No academic rank	Total
	Professors	Associate professors	Assistant professors	Instructors	Lecturers		
Nonresident alien	<input type="text"/>	<input type="text"/>	<input type="text"/>	<input type="text"/>	<input type="text"/>	<input type="text"/>	
Hispanic/Latino	<input type="text"/>	<input type="text"/>	<input type="text"/>	<input type="text"/>	<input type="text"/>	<input type="text"/>	
American Indian or Alaska Native	<input type="text"/>	<input type="text"/>	<input type="text"/>	<input type="text"/>	<input type="text"/>	<input type="text"/>	
Asian	<input type="text"/>	<input type="text"/>	<input type="text"/>	<input type="text"/>	<input type="text"/>	<input type="text"/>	
Black or African American	<input type="text"/>	<input type="text"/>	<input type="text"/>	<input type="text"/>	<input type="text"/>	<input type="text"/>	
Native Hawaiian or Other Pacific Islander	<input type="text"/>	<input type="text"/>	<input type="text"/>	<input type="text"/>	<input type="text"/>	<input type="text"/>	
White	<input type="text"/>	<input type="text"/>	<input type="text"/>	<input type="text"/>	<input type="text"/>	<input type="text"/>	
Two or more races	<input type="text"/>	<input type="text"/>	<input type="text"/>	<input type="text"/>	<input type="text"/>	<input type="text"/>	
Race and ethnicity unknown	<input type="text"/>	<input type="text"/>	<input type="text"/>	<input type="text"/>	<input type="text"/>	<input type="text"/>	
Total men							
Women							
Gender and race/ethnicity	Academic Rank					No academic rank	Total
	Professors	Associate professors	Assistant professors	Instructors	Lecturers		
Nonresident alien	<input type="text"/>	<input type="text"/>	<input type="text"/>	<input type="text"/>	<input type="text"/>	<input type="text"/>	
Hispanic/Latino	<input type="text"/>	<input type="text"/>	<input type="text"/>	<input type="text"/>	<input type="text"/>	<input type="text"/>	
American Indian or Alaska Native	<input type="text"/>	<input type="text"/>	<input type="text"/>	<input type="text"/>	<input type="text"/>	<input type="text"/>	
Asian	<input type="text"/>	<input type="text"/>	<input type="text"/>	<input type="text"/>	<input type="text"/>	<input type="text"/>	
Black or African American	<input type="text"/>	<input type="text"/>	<input type="text"/>	<input type="text"/>	<input type="text"/>	<input type="text"/>	
Native Hawaiian or Other Pacific Islander	<input type="text"/>	<input type="text"/>	<input type="text"/>	<input type="text"/>	<input type="text"/>	<input type="text"/>	
White	<input type="text"/>	<input type="text"/>	<input type="text"/>	<input type="text"/>	<input type="text"/>	<input type="text"/>	
Two or more races	<input type="text"/>	<input type="text"/>	<input type="text"/>	<input type="text"/>	<input type="text"/>	<input type="text"/>	
Race and ethnicity unknown	<input type="text"/>	<input type="text"/>	<input type="text"/>	<input type="text"/>	<input type="text"/>	<input type="text"/>	
Total women							
Total (men+women)							
Total from prior year							

Part A1 - Full-time Instructional Staff - Without Faculty Status

**Number of Full-time Instructional Staff
Without Faculty Status
As of November 1, 2017**

- Report Hispanic/Latino individuals of any race as Hispanic/Latino
- Report race for non-Hispanic/Latino individuals only
- Include both Primarily Instruction and Instruction Combined with Research and/or Public Service
- Include both non-medical and medical staff

Men	
Race/ethnicity	Without Faculty Status
<u>Nonresident alien</u>	<input type="text"/>
<u>Hispanic/Latino</u>	<input type="text"/>
<u>American Indian or Alaska Native</u>	<input type="text"/>
<u>Asian</u>	<input type="text"/>
<u>Black or African American</u>	<input type="text"/>
<u>Native Hawaiian or Other Pacific Islander</u>	<input type="text"/>
<u>White</u>	<input type="text"/>
Two or more races	<input type="text"/>
<u>Race and ethnicity unknown</u>	<input type="text"/>
Total men	
Women	
Race/ethnicity	Without Faculty Status
Nonresident alien	<input type="text"/>
Hispanic/Latino	<input type="text"/>
American Indian or Alaska Native	<input type="text"/>
Asian	<input type="text"/>
Black or African American	<input type="text"/>
Native Hawaiian or Other Pacific Islander	<input type="text"/>
White	<input type="text"/>
Two or more races	<input type="text"/>
Race and ethnicity unknown	<input type="text"/>
Total women	
Total (men+women)	
Total from prior year	

Part A2 - Full-time Instructional Staff by Function

Number of **Full-time Instructional Staff**

As of November 1, 2017

- Report Primarily Instruction and Instruction Combined with Research and/or Public Service separately, as indicated below
- Report Non-medical school and Medical school staff separately, as indicated below

	With Faculty Status				Without Faculty Status	Total
	Multi-year	Annual contract	Less-than-annual contract	Indefinite duration (continuing or at-will)		
Non-medical school staff						
Non-medical school staff from prior year						
<u>Primarily Instruction</u>						
Exclusively credit	<input type="text"/>	<input type="text"/>	<input type="text"/>	<input type="text"/>	<input type="text"/>	<input type="text"/>
Exclusively not-for-credit	<input type="text"/>	<input type="text"/>	<input type="text"/>	<input type="text"/>	<input type="text"/>	<input type="text"/>
Combined credit/not-for-credit	<input type="text"/>	<input type="text"/>	<input type="text"/>	<input type="text"/>	<input type="text"/>	<input type="text"/>
<u>Instruction/research/public service staff</u>	<input type="text"/>	<input type="text"/>	<input type="text"/>	<input type="text"/>	<input type="text"/>	<input type="text"/>
Medical school staff						
Medical school staff from prior year						
<u>Primarily Instruction</u>						
Exclusively credit	<input type="text"/>	<input type="text"/>	<input type="text"/>	<input type="text"/>	<input type="text"/>	<input type="text"/>
Exclusively not-for-credit	<input type="text"/>	<input type="text"/>	<input type="text"/>	<input type="text"/>	<input type="text"/>	<input type="text"/>
Combined credit/not-for-credit	<input type="text"/>	<input type="text"/>	<input type="text"/>	<input type="text"/>	<input type="text"/>	<input type="text"/>
<u>Instruction/research/public service staff</u>	<input type="text"/>	<input type="text"/>	<input type="text"/>	<input type="text"/>	<input type="text"/>	<input type="text"/>
Total carried forward from previous screens						

Part A3 - Full-time Instructional Staff - Totals

Total number of Full-time Instructional Staff

As of November 1, 2017

Race/ethnicity	Total men	Total women	Total (men+women)
Nonresident alien			
Hispanic/Latino			
American Indian or Alaska Native			
Asian			
Black or African American			
Native Hawaiian or Other Pacific Islander			
White			
Two or more races			
Race and ethnicity unknown			
Total			
Total from prior year			

Part B1 - Full-time Non-instructional Staff by Occupational Category

Number of **Full-time** Non-instructional Staff
by Occupational Category

As of November 1, 2017

- Report Hispanic/Latino individuals of any race as Hispanic/Latino
- Report race for non-Hispanic/Latino individuals only
- Include both non-medical and medical staff

Men

Race/ethnicity	<u>Instructional Staff</u> (carried forward from Part A)	<u>Research staff</u>	<u>Public Service staff</u>
<u>Nonresident alien</u>		<input type="text"/>	<input type="text"/>
<u>Hispanic/Latino</u>		<input type="text"/>	<input type="text"/>
<u>American Indian or Alaska Native</u>		<input type="text"/>	<input type="text"/>
<u>Asian</u>		<input type="text"/>	<input type="text"/>
<u>Black or African American</u>		<input type="text"/>	<input type="text"/>
<u>Native Hawaiian or Other Pacific Islander</u>		<input type="text"/>	<input type="text"/>
<u>White</u>		<input type="text"/>	<input type="text"/>
Two or more races		<input type="text"/>	<input type="text"/>
<u>Race and ethnicity unknown</u>		<input type="text"/>	<input type="text"/>
Total men			

Women

Race/ethnicity	<u>Instructional Staff</u> (carried forward from Part A)	<u>Research staff</u>	<u>Public Service staff</u>
Nonresident alien		<input type="text"/>	<input type="text"/>
Hispanic/Latino		<input type="text"/>	<input type="text"/>
American Indian or Alaska Native		<input type="text"/>	<input type="text"/>
Asian		<input type="text"/>	<input type="text"/>
Black or African American		<input type="text"/>	<input type="text"/>
Native Hawaiian or Other Pacific Islander		<input type="text"/>	<input type="text"/>
White		<input type="text"/>	<input type="text"/>
Two or more races		<input type="text"/>	<input type="text"/>
Race and ethnicity unknown		<input type="text"/>	<input type="text"/>
Total women			
Total (men+women)			
Total from prior year			

Part B1 - Full-time Non-instructional Staff by Occupational Category

Number of **Full-time** Non-instructional Staff
by Occupational Category

As of November 1, 2017

- Report Hispanic/Latino individuals of any race as Hispanic/Latino
- Report race for non-Hispanic/Latino individuals only
- Include both non-medical and medical staff

Men

Race/ethnicity	Archivists, Curators, and Museum Technicians 25-4010	Librarians 25-4020	Library Technicians 25-4030	Student and Academic Affairs and Other Education Services Occupations 25-2000 + 25-3000 + 25-9000
Nonresident alien	<input type="text"/>	<input type="text"/>	<input type="text"/>	<input type="text"/>
Hispanic/Latino	<input type="text"/>	<input type="text"/>	<input type="text"/>	<input type="text"/>
American Indian or Alaska Native	<input type="text"/>	<input type="text"/>	<input type="text"/>	<input type="text"/>
Asian	<input type="text"/>	<input type="text"/>	<input type="text"/>	<input type="text"/>
Black or African American	<input type="text"/>	<input type="text"/>	<input type="text"/>	<input type="text"/>
Native Hawaiian or Other Pacific Islander	<input type="text"/>	<input type="text"/>	<input type="text"/>	<input type="text"/>
White	<input type="text"/>	<input type="text"/>	<input type="text"/>	<input type="text"/>
Two or more races	<input type="text"/>	<input type="text"/>	<input type="text"/>	<input type="text"/>
Race and ethnicity unknown	<input type="text"/>	<input type="text"/>	<input type="text"/>	<input type="text"/>
Total men				

Women

Race/ethnicity	Archivists, Curators, and Museum Technicians 25-4010	Librarians 25-4020	Library Technicians 25-4030	Student and Academic Affairs and Other Education Services Occupations 25-2000 + 25-3000 + 25-9000
Nonresident alien	<input type="text"/>	<input type="text"/>	<input type="text"/>	<input type="text"/>
Hispanic/Latino	<input type="text"/>	<input type="text"/>	<input type="text"/>	<input type="text"/>
American Indian or Alaska Native	<input type="text"/>	<input type="text"/>	<input type="text"/>	<input type="text"/>
Asian	<input type="text"/>	<input type="text"/>	<input type="text"/>	<input type="text"/>
Black or African American	<input type="text"/>	<input type="text"/>	<input type="text"/>	<input type="text"/>
Native Hawaiian or Other Pacific Islander	<input type="text"/>	<input type="text"/>	<input type="text"/>	<input type="text"/>
White	<input type="text"/>	<input type="text"/>	<input type="text"/>	<input type="text"/>
Two or more races	<input type="text"/>	<input type="text"/>	<input type="text"/>	<input type="text"/>
Race and ethnicity unknown	<input type="text"/>	<input type="text"/>	<input type="text"/>	<input type="text"/>
Total women				

Total (men+women)

Total from prior year				
-----------------------	--	--	--	--

Part B1 - Full-time Non-instructional Staff by Occupational Category

Number of **Full-time** Non-instructional Staff
by Occupational Category

As of November 1, 2017

- Report Hispanic/Latino individuals of any race as Hispanic/Latino
- Report race for non-Hispanic/Latino individuals only
- Include both non-medical and medical staff

Men

Race/ethnicity	<u>Management Occupations</u> 11-0000	<u>Business and Financial Operations Occupations</u> 13-0000	<u>Computer, Engineering, and Science Occupations</u> 15-0000 + 17-0000 + 19-0000	<u>Community, Social Service, Legal, Arts, Design, Entertainment, Sports, and Media Occupations</u> 21-0000 + 23-0000 + 27-0000	<u>Healthcare Practitioners and Technical Occupations</u> 29-0000
Nonresident alien	<input type="text"/>	<input type="text"/>	<input type="text"/>	<input type="text"/>	<input type="text"/>
Hispanic/Latino	<input type="text"/>	<input type="text"/>	<input type="text"/>	<input type="text"/>	<input type="text"/>
American Indian or Alaska Native	<input type="text"/>	<input type="text"/>	<input type="text"/>	<input type="text"/>	<input type="text"/>
Asian	<input type="text"/>	<input type="text"/>	<input type="text"/>	<input type="text"/>	<input type="text"/>
Black or African American	<input type="text"/>	<input type="text"/>	<input type="text"/>	<input type="text"/>	<input type="text"/>
Native Hawaiian or Other Pacific Islander	<input type="text"/>	<input type="text"/>	<input type="text"/>	<input type="text"/>	<input type="text"/>
White	<input type="text"/>	<input type="text"/>	<input type="text"/>	<input type="text"/>	<input type="text"/>
Two or more races	<input type="text"/>	<input type="text"/>	<input type="text"/>	<input type="text"/>	<input type="text"/>
Race and ethnicity unknown	<input type="text"/>	<input type="text"/>	<input type="text"/>	<input type="text"/>	<input type="text"/>
Total men					

Women

Race/ethnicity	<u>Management Occupations</u> 11-0000	<u>Business and Financial Operations Occupations</u> 13-0000	<u>Computer, Engineering, and Science Occupations</u> 15-0000 + 17-0000 + 19-0000	<u>Community, Social Service, Legal, Arts, Design, Entertainment, Sports, and Media Occupations</u> 21-0000 + 23-0000 + 27-0000	<u>Healthcare Practitioners and Technical Occupations</u> 29-0000
Nonresident alien	<input type="text"/>	<input type="text"/>	<input type="text"/>	<input type="text"/>	<input type="text"/>
Hispanic/Latino	<input type="text"/>	<input type="text"/>	<input type="text"/>	<input type="text"/>	<input type="text"/>
American Indian or Alaska Native	<input type="text"/>	<input type="text"/>	<input type="text"/>	<input type="text"/>	<input type="text"/>
Asian	<input type="text"/>	<input type="text"/>	<input type="text"/>	<input type="text"/>	<input type="text"/>
Black or African American	<input type="text"/>	<input type="text"/>	<input type="text"/>	<input type="text"/>	<input type="text"/>
Native Hawaiian or Other Pacific Islander	<input type="text"/>	<input type="text"/>	<input type="text"/>	<input type="text"/>	<input type="text"/>
White	<input type="text"/>	<input type="text"/>	<input type="text"/>	<input type="text"/>	<input type="text"/>
Two or more races	<input type="text"/>	<input type="text"/>	<input type="text"/>	<input type="text"/>	<input type="text"/>
Race and ethnicity unknown	<input type="text"/>	<input type="text"/>	<input type="text"/>	<input type="text"/>	<input type="text"/>
Total women					
Total (men+women)					
Total from prior year					

Part B1 - Full-time Non-instructional Staff by Occupational Category

Number of Full-time Non-instructional Staff
by Occupational Category

As of November 1, 2017

- Report Hispanic/Latino individuals of any race as Hispanic/Latino
- Report race for non-Hispanic/Latino individuals only
- Include both non-medical and medical staff

Men

Race/ethnicity	<u>Service Occupations</u> 31-0000 + 33-0000 + 35-0000 + 37-0000 + 39-0000	<u>Sales and Related Occupations</u> 41-0000	<u>Office and Administrative Support Occupations</u> 43-0000	<u>Natural Resources, Construction, and Maintenance Occupations</u> 45-0000 + 47-0000 + 49-0000	<u>Production, Transportation, and Material Moving Occupations</u> 51-0000 + 53-0000	Grand Total (All full-time staff)
Nonresident alien	<input type="text"/>	<input type="text"/>	<input type="text"/>	<input type="text"/>	<input type="text"/>	
Hispanic/Latino	<input type="text"/>	<input type="text"/>	<input type="text"/>	<input type="text"/>	<input type="text"/>	
American Indian or Alaska Native	<input type="text"/>	<input type="text"/>	<input type="text"/>	<input type="text"/>	<input type="text"/>	
Asian	<input type="text"/>	<input type="text"/>	<input type="text"/>	<input type="text"/>	<input type="text"/>	
Black or African American	<input type="text"/>	<input type="text"/>	<input type="text"/>	<input type="text"/>	<input type="text"/>	
Native Hawaiian or Other Pacific Islander	<input type="text"/>	<input type="text"/>	<input type="text"/>	<input type="text"/>	<input type="text"/>	
White	<input type="text"/>	<input type="text"/>	<input type="text"/>	<input type="text"/>	<input type="text"/>	
Two or more races	<input type="text"/>	<input type="text"/>	<input type="text"/>	<input type="text"/>	<input type="text"/>	
Race and ethnicity unknown	<input type="text"/>	<input type="text"/>	<input type="text"/>	<input type="text"/>	<input type="text"/>	
Total men						

Women

Race/ethnicity	<u>Service Occupations</u> 31-0000 + 33-0000 + 35-0000 + 37-0000 + 39-0000	<u>Sales and Related Occupations</u> 41-0000	<u>Office and Administrative Support Occupations</u> 43-0000	<u>Natural Resources, Construction, and Maintenance Occupations</u> 45-0000 + 47-0000 + 49-0000	<u>Production, Transportation, and Material Moving Occupations</u> 51-0000 + 53-0000	Grand Total (All full-time staff)
Nonresident alien	<input type="text"/>	<input type="text"/>	<input type="text"/>	<input type="text"/>	<input type="text"/>	
Hispanic/Latino	<input type="text"/>	<input type="text"/>	<input type="text"/>	<input type="text"/>	<input type="text"/>	
American Indian or Alaska Native	<input type="text"/>	<input type="text"/>	<input type="text"/>	<input type="text"/>	<input type="text"/>	
Asian	<input type="text"/>	<input type="text"/>	<input type="text"/>	<input type="text"/>	<input type="text"/>	
Black or African American	<input type="text"/>	<input type="text"/>	<input type="text"/>	<input type="text"/>	<input type="text"/>	
Native Hawaiian or Other Pacific Islander	<input type="text"/>	<input type="text"/>	<input type="text"/>	<input type="text"/>	<input type="text"/>	
White	<input type="text"/>	<input type="text"/>	<input type="text"/>	<input type="text"/>	<input type="text"/>	
Two or more races	<input type="text"/>	<input type="text"/>	<input type="text"/>	<input type="text"/>	<input type="text"/>	
Race and ethnicity unknown	<input type="text"/>	<input type="text"/>	<input type="text"/>	<input type="text"/>	<input type="text"/>	
Total women						

Total (men+women)

Total from prior year

--	--	--	--	--	--	--

Part B2 - Full-time Non-instructional Staff by Occupational Category and Contract Length

Number of **Full-time** Non-instructional Staff

As of November 1, 2017

Non-medical school staff

Occupational category	With Faculty Status				Without Faculty Status	Total
	Multi-year	Annual contract	Less-than-annual contract	Indefinite duration (continuing or at-will)		
Research staff	<input type="text"/>	<input type="text"/>	<input type="text"/>	<input type="text"/>	<input type="text"/>	<input type="text"/>
Public Service staff	<input type="text"/>	<input type="text"/>	<input type="text"/>	<input type="text"/>	<input type="text"/>	<input type="text"/>
Archivists, Curators, and Museum Technicians 25-4010	<input type="text"/>	<input type="text"/>	<input type="text"/>	<input type="text"/>	<input type="text"/>	<input type="text"/>
Librarians 25-4020	<input type="text"/>	<input type="text"/>	<input type="text"/>	<input type="text"/>	<input type="text"/>	<input type="text"/>
Library Technicians 25-4030	<input type="text"/>	<input type="text"/>	<input type="text"/>	<input type="text"/>	<input type="text"/>	<input type="text"/>
Student and Academic Affairs and Other Education Services Occupations 25-2000 + 25-3000 + 25-9000	<input type="text"/>	<input type="text"/>	<input type="text"/>	<input type="text"/>	<input type="text"/>	<input type="text"/>
Management Occupations 11-0000	<input type="text"/>	<input type="text"/>	<input type="text"/>	<input type="text"/>	<input type="text"/>	<input type="text"/>
Business and Financial Operations Occupations 13-0000	<input type="text"/>	<input type="text"/>	<input type="text"/>	<input type="text"/>	<input type="text"/>	<input type="text"/>
Computer, Engineering, and Science Occupations 15-0000 + 17-0000 + 19-0000	<input type="text"/>	<input type="text"/>	<input type="text"/>	<input type="text"/>	<input type="text"/>	<input type="text"/>
Community, Social Service, Legal, Arts, Design, Entertainment, Sports, and Media Occupations 21-0000 + 23-0000 + 27-0000	<input type="text"/>	<input type="text"/>	<input type="text"/>	<input type="text"/>	<input type="text"/>	<input type="text"/>
Healthcare Practitioners and Technical Occupations 29-0000	<input type="text"/>	<input type="text"/>	<input type="text"/>	<input type="text"/>	<input type="text"/>	<input type="text"/>
Total						
Total from prior year						

Medical school staff

Occupational category	With Faculty Status				Without Faculty Status	Total
	Multi-year	Annual contract	Less-than-annual contract	Indefinite duration (continuing or at-will)		
Research staff	<input type="text"/>	<input type="text"/>	<input type="text"/>	<input type="text"/>	<input type="text"/>	<input type="text"/>
Public Service staff	<input type="text"/>	<input type="text"/>	<input type="text"/>	<input type="text"/>	<input type="text"/>	<input type="text"/>
Archivists, Curators, and Museum Technicians 25-4010	<input type="text"/>	<input type="text"/>	<input type="text"/>	<input type="text"/>	<input type="text"/>	<input type="text"/>
Librarians 25-4020	<input type="text"/>	<input type="text"/>	<input type="text"/>	<input type="text"/>	<input type="text"/>	<input type="text"/>
Library Technicians 25-4030	<input type="text"/>	<input type="text"/>	<input type="text"/>	<input type="text"/>	<input type="text"/>	<input type="text"/>
Student and Academic Affairs and Other Education Services Occupations 25-2000 + 25-3000 + 25-9000	<input type="text"/>	<input type="text"/>	<input type="text"/>	<input type="text"/>	<input type="text"/>	<input type="text"/>
Management Occupations 11-0000	<input type="text"/>	<input type="text"/>	<input type="text"/>	<input type="text"/>	<input type="text"/>	<input type="text"/>
Business and Financial Operations Occupations 13-0000	<input type="text"/>	<input type="text"/>	<input type="text"/>	<input type="text"/>	<input type="text"/>	<input type="text"/>
Computer, Engineering, and Science Occupations 15-0000 + 17-0000 + 19-0000	<input type="text"/>	<input type="text"/>	<input type="text"/>	<input type="text"/>	<input type="text"/>	<input type="text"/>
Community, Social Service, Legal, Arts, Design, Entertainment, Sports, and Media Occupations 21-0000 + 23-0000 + 27-0000	<input type="text"/>	<input type="text"/>	<input type="text"/>	<input type="text"/>	<input type="text"/>	<input type="text"/>
Healthcare Practitioners and Technical Occupations 29-0000	<input type="text"/>	<input type="text"/>	<input type="text"/>	<input type="text"/>	<input type="text"/>	<input type="text"/>
Total						
Total from prior year						

Part B2 - Full-time Non-instructional Staff by Medical School Status

Number of Full-time Non-instructional Staff

As of November 1, 2017

Occupational category	Total (carried forward from Part B1)	Non-medical school staff	Medical school staff
<u>Service Occupations</u> 31-0000 + 33-0000 + 35-0000 + 37-0000 + 39-0000		<input type="text"/>	<input type="text"/>
<u>Sales and Related Occupations</u> 41-0000		<input type="text"/>	<input type="text"/>
<u>Office and Administrative Support Occupations</u> 43-0000		<input type="text"/>	<input type="text"/>
<u>Natural Resources, Construction, and Maintenance Occupations</u> 45-0000 + 47-0000 + 49-0000		<input type="text"/>	<input type="text"/>
<u>Production, Transportation, and Material Moving Occupations</u> 51-0000 + 53-0000		<input type="text"/>	<input type="text"/>
Total			
Total from prior year			

Part C - Full-time Summary Non-medical school staff

Summary of Full-time Non-medical School Staff

As of November 1, 2017

• Data will not be generated on this screen until the relevant screens in the previous section have been completed.

Occupational category	With Faculty Status				Without Faculty Status	Total
	Multi-year	Annual contract	Less-than-annual contract	Indefinite duration (continuing or at-will)		
Primarily Instruction						
Exclusively credit						
Exclusively not-for-credit						
Combined credit/not-for-credit						
Instruction/research/public service staff						
Research staff						
Public Service staff						
Archivists, Curators, and Museum Technicians 25-4010						
Librarians 25-4020						
Library Technicians 25-4030						
Student and Academic Affairs and Other Education Services Occupations 25-2000 + 25-3000 + 25-9000						
Management Occupations 11-0000						
Business and Financial Operations Occupations 13-0000						
Computer, Engineering, and Science Occupations 15-0000 + 17-0000 + 19-0000						
Community, Social Service, Legal, Arts, Design, Entertainment, Sports, and Media Occupations 21-0000 + 23-0000 + 27-0000						
Healthcare Practitioners and Technical Occupations 29-0000						
Service Occupations 31-0000 + 33-0000 + 35-0000 + 37-0000 + 39-0000						
Sales and Related Occupations 41-0000						
Office and Administrative Support Occupations 43-0000						
Natural Resources, Construction, and Maintenance Occupations 45-0000 + 47-0000 + 49-0000						
Production, Transportation, and Material Moving Occupations 51-0000 + 53-0000						
Total						

Part C - Full-time Summary Medical school staff

Summary of Full-time Medical School Staff

As of November 1, 2017

• Data will not be generated on this screen until the relevant screens in the previous section have been completed.

Occupational category	With Faculty Status				Without Faculty Status	Total
	Multi-year	Annual contract	Less-than-annual contract	Indefinite duration (continuing or at-will)		
Primarily Instruction						
Exclusively credit						
Exclusively not-for-credit						
Combined credit/not-for-credit						
Instruction/research/public service staff						
Research staff						
Public Service staff						
Archivists, Curators, and Museum Technicians 25-4010						
Librarians 25-4020						
Library Technicians 25-4030						
Student and Academic Affairs and Other Education Services Occupations 25-2000 + 25-3000 + 25-9000						
Management Occupations 11-0000						
Business and Financial Operations Occupations 13-0000						
Computer, Engineering, and Science Occupations 15-0000 + 17-0000 + 19-0000						
Community, Social Service, Legal, Arts, Design, Entertainment, Sports, and Media Occupations 21-0000 + 23-0000 + 27-0000						
Healthcare Practitioners and Technical Occupations 29-0000						
Service Occupations 31-0000 + 33-0000 + 35-0000 + 37-0000 + 39-0000						
Sales and Related Occupations 41-0000						
Office and Administrative Support Occupations 43-0000						
Natural Resources, Construction, and Maintenance Occupations 45-0000 + 47-0000 + 49-0000						
Production, Transportation, and Material Moving Occupations 51-0000 + 53-0000						
Total						

Part G1 - Salaries Worksheet

**Number of Full-time Non-medical School Instructional Staff
For Calculation of Total Number of Months**

Annual Salary, 2017-18

- Report the number of instructional staff based on the number of months to be worked
- Months reported should correspond with the number of months that staff worked (which may differ from the number of months over which they are paid)
- Include ONLY full-time, non-medical school instructional staff
- Include instructional staff *with* faculty status and *without* faculty status
- Include instructional staff regardless of tenure status

Gender and academic rank	Months worked					Total staff	Total staff for salary reporting
	12 months	11 months	10 months	9 months	< 9 months		
Men							
Professors	<input type="text"/>	<input type="text"/>	<input type="text"/>	<input type="text"/>	<input type="text"/>		
Associate professors	<input type="text"/>	<input type="text"/>	<input type="text"/>	<input type="text"/>	<input type="text"/>		
Assistant professors	<input type="text"/>	<input type="text"/>	<input type="text"/>	<input type="text"/>	<input type="text"/>		
Instructors	<input type="text"/>	<input type="text"/>	<input type="text"/>	<input type="text"/>	<input type="text"/>		
Lecturers	<input type="text"/>	<input type="text"/>	<input type="text"/>	<input type="text"/>	<input type="text"/>		
No academic rank	<input type="text"/>	<input type="text"/>	<input type="text"/>	<input type="text"/>	<input type="text"/>		
Total men							
Women							
Professors	<input type="text"/>	<input type="text"/>	<input type="text"/>	<input type="text"/>	<input type="text"/>		
Associate professors	<input type="text"/>	<input type="text"/>	<input type="text"/>	<input type="text"/>	<input type="text"/>		
Assistant professors	<input type="text"/>	<input type="text"/>	<input type="text"/>	<input type="text"/>	<input type="text"/>		
Instructors	<input type="text"/>	<input type="text"/>	<input type="text"/>	<input type="text"/>	<input type="text"/>		
Lecturers	<input type="text"/>	<input type="text"/>	<input type="text"/>	<input type="text"/>	<input type="text"/>		
No academic rank	<input type="text"/>	<input type="text"/>	<input type="text"/>	<input type="text"/>	<input type="text"/>		
Total women							
Total (men + women)							
Total (men+women) full-time non-medical school instructional staff from Part A							

Part G2 - Salary Outlays for Instructional Staff

Salary Outlays
for **Full-time Non-medical School Instructional Staff**

Annual Salary Outlays, 2017-18

- Report the **TOTAL ANNUAL** salary outlays for the full-time Non-medical School instructional staff reported in the 12 months, 11 months, 10 months, and 9 months columns on the previous screen, Part G1 – Salaries Worksheet
- Using the **TOTAL ANNUAL** salary outlays data provided, the system will calculate the Equated 9 months by academic rank and gender.

Gender and academic rank	Total staff for salary reporting (from Part G, screen 1)	Salary Outlays					Equated 9 months
		12 months	11 months	10 months	9 months		
Men							
Professors		<input type="text"/>	<input type="text"/>	<input type="text"/>	<input type="text"/>		
Associate professors		<input type="text"/>	<input type="text"/>	<input type="text"/>	<input type="text"/>		
Assistant professors		<input type="text"/>	<input type="text"/>	<input type="text"/>	<input type="text"/>		
Instructors		<input type="text"/>	<input type="text"/>	<input type="text"/>	<input type="text"/>		
Lecturers		<input type="text"/>	<input type="text"/>	<input type="text"/>	<input type="text"/>		
No academic rank		<input type="text"/>	<input type="text"/>	<input type="text"/>	<input type="text"/>		
Total men							
Women							
Professors		<input type="text"/>	<input type="text"/>	<input type="text"/>	<input type="text"/>		
Associate professors		<input type="text"/>	<input type="text"/>	<input type="text"/>	<input type="text"/>		
Assistant professors		<input type="text"/>	<input type="text"/>	<input type="text"/>	<input type="text"/>		
Instructors		<input type="text"/>	<input type="text"/>	<input type="text"/>	<input type="text"/>		
Lecturers		<input type="text"/>	<input type="text"/>	<input type="text"/>	<input type="text"/>		
No academic rank		<input type="text"/>	<input type="text"/>	<input type="text"/>	<input type="text"/>		
Total women							
Total (men + women)							

Part G4 - Salary Outlays for Non-instructional Staff

Salary Outlays
for Full-time Non-medical School Non-instructional Staff
Annual Salary Outlays, 2017-18

Occupational category	 Number of full-time staff (carried forward from the Part B - FT, non-instructional staff screens)	 Total annual salary outlays
<u>Research staff</u>		<input type="text"/>
<u>Public Service staff</u>		<input type="text"/>
<u>Library and Student and Academic Affairs and Other Education Services Occupations</u> 25-4000 + 25-2000 + 25-3000 + 25-9000		<input type="text"/>
<u>Management Occupations</u> 11-0000		<input type="text"/>
<u>Business and Financial Operations Occupations</u> 13-0000		<input type="text"/>
<u>Computer, Engineering, and Science Occupations</u> 15-0000 + 17-0000 + 19-0000		<input type="text"/>
<u>Community, Social Service, Legal, Arts, Design, Entertainment, Sports, and Media Occupations</u> 21-0000 + 23-0000 + 27-0000		<input type="text"/>
<u>Healthcare Practitioners and Technical Occupations</u> 29-0000		<input type="text"/>
<u>Service Occupations</u> 31-0000 + 33-0000 + 35-0000 + 37-0000 + 39-0000		<input type="text"/>
<u>Sales and Related Occupations</u> 41-0000		<input type="text"/>
<u>Office and Administrative Support Occupations</u> 43-0000		<input type="text"/>
<u>Natural Resources, Construction, and Maintenance Occupations</u> 45-0000 + 47-0000 + 49-0000		<input type="text"/>
<u>Production, Transportation, and Material Moving Occupations</u> 51-0000 + 53-0000		<input type="text"/>

Part D - Part-time Staff by Occupational Category

Number of Part-time Staff by Occupational Category

As of November 1, 2017

- Report Hispanic/Latino individuals of any race as Hispanic/Latino
- Report race for non-Hispanic/Latino individuals only
- Include both non-medical and medical staff

Men

Race/ethnicity	<u>Instructional staff</u>	<u>Research staff</u>	<u>Public Service staff</u>
<u>Nonresident alien</u>	<input type="text"/>	<input type="text"/>	<input type="text"/>
<u>Hispanic/Latino</u>	<input type="text"/>	<input type="text"/>	<input type="text"/>
<u>American Indian or Alaska Native</u>	<input type="text"/>	<input type="text"/>	<input type="text"/>
<u>Asian</u>	<input type="text"/>	<input type="text"/>	<input type="text"/>
<u>Black or African American</u>	<input type="text"/>	<input type="text"/>	<input type="text"/>
<u>Native Hawaiian or Other Pacific Islander</u>	<input type="text"/>	<input type="text"/>	<input type="text"/>
<u>White</u>	<input type="text"/>	<input type="text"/>	<input type="text"/>
Two or more races	<input type="text"/>	<input type="text"/>	<input type="text"/>
<u>Race and ethnicity unknown</u>	<input type="text"/>	<input type="text"/>	<input type="text"/>
Total men			

Women

Race/ethnicity	<u>Instructional staff</u>	<u>Research staff</u>	<u>Public Service staff</u>
Nonresident alien	<input type="text"/>	<input type="text"/>	<input type="text"/>
Hispanic/Latino	<input type="text"/>	<input type="text"/>	<input type="text"/>
American Indian or Alaska Native	<input type="text"/>	<input type="text"/>	<input type="text"/>
Asian	<input type="text"/>	<input type="text"/>	<input type="text"/>
Black or African American	<input type="text"/>	<input type="text"/>	<input type="text"/>
Native Hawaiian or Other Pacific Islander	<input type="text"/>	<input type="text"/>	<input type="text"/>
White	<input type="text"/>	<input type="text"/>	<input type="text"/>
Two or more races	<input type="text"/>	<input type="text"/>	<input type="text"/>
Race and ethnicity unknown	<input type="text"/>	<input type="text"/>	<input type="text"/>
Total women			

Total (men+women)

Total from prior year			
-----------------------	--	--	--

Part D - Part-time Staff by Occupational Category

Number of Part-time Staff by Occupational Category

As of November 1, 2017

- Report Hispanic/Latino individuals of any race as Hispanic/Latino
- Report race for non-Hispanic/Latino individuals only
- Include both non-medical and medical staff

Men

Race/ethnicity	<u>Archivists, Curators, and Museum Technicians</u> 25-4010	<u>Librarians</u> 25-4020	<u>Library Technicians</u> 25-4030	<u>Student and Academic Affairs and Other Education Services Occupations</u> 25-2000 + 25-3000 + 25-9000	<u>Library and Student and Academic Affairs and Other Education Services Occupations</u>
Nonresident alien	<input type="text"/>	<input type="text"/>	<input type="text"/>	<input type="text"/>	<input type="text"/>
Hispanic/Latino	<input type="text"/>	<input type="text"/>	<input type="text"/>	<input type="text"/>	<input type="text"/>
<u>American Indian or Alaska Native</u>	<input type="text"/>	<input type="text"/>	<input type="text"/>	<input type="text"/>	<input type="text"/>
Asian	<input type="text"/>	<input type="text"/>	<input type="text"/>	<input type="text"/>	<input type="text"/>
<u>Black or African American</u>	<input type="text"/>	<input type="text"/>	<input type="text"/>	<input type="text"/>	<input type="text"/>
<u>Native Hawaiian or Other Pacific Islander</u>	<input type="text"/>	<input type="text"/>	<input type="text"/>	<input type="text"/>	<input type="text"/>
White	<input type="text"/>	<input type="text"/>	<input type="text"/>	<input type="text"/>	<input type="text"/>
Two or more races	<input type="text"/>	<input type="text"/>	<input type="text"/>	<input type="text"/>	<input type="text"/>
<u>Race and ethnicity unknown</u>	<input type="text"/>	<input type="text"/>	<input type="text"/>	<input type="text"/>	<input type="text"/>
Total men					

Women

Race/ethnicity	<u>Archivists, Curators, and Museum Technicians</u> 25-4010	<u>Librarians</u> 25-4020	<u>Library Technicians</u> 25-4030	<u>Student and Academic Affairs and Other Education Services Occupations</u> 25-2000 + 25-3000 + 25-9000	<u>Library and Student and Academic Affairs and Other Education Services Occupations</u>
Nonresident alien	<input type="text"/>	<input type="text"/>	<input type="text"/>	<input type="text"/>	<input type="text"/>
Hispanic/Latino	<input type="text"/>	<input type="text"/>	<input type="text"/>	<input type="text"/>	<input type="text"/>
American Indian or Alaska Native	<input type="text"/>	<input type="text"/>	<input type="text"/>	<input type="text"/>	<input type="text"/>
Asian	<input type="text"/>	<input type="text"/>	<input type="text"/>	<input type="text"/>	<input type="text"/>
Black or African American	<input type="text"/>	<input type="text"/>	<input type="text"/>	<input type="text"/>	<input type="text"/>
Native Hawaiian or Other Pacific Islander	<input type="text"/>	<input type="text"/>	<input type="text"/>	<input type="text"/>	<input type="text"/>
White	<input type="text"/>	<input type="text"/>	<input type="text"/>	<input type="text"/>	<input type="text"/>
Two or more races	<input type="text"/>	<input type="text"/>	<input type="text"/>	<input type="text"/>	<input type="text"/>
Race and ethnicity unknown	<input type="text"/>	<input type="text"/>	<input type="text"/>	<input type="text"/>	<input type="text"/>
Total women					

Total (men+women)

Total from prior year					
-----------------------	--	--	--	--	--

Part D - Part-time Staff by Occupational Category

Number of Part-time Staff

As of November 1, 2017

- Report Hispanic/Latino individuals of any race as Hispanic/Latino
- Report race for non-Hispanic/Latino individuals only
- Include both non-medical and medical staff

Men

Race/ethnicity	<u>Management Occupations</u> 11-0000	<u>Business and Financial Operations Occupations</u> 13-0000	<u>Computer, Engineering, and Science Occupations</u> 15-0000 + 17-0000 + 19-0000	<u>Community, Social Service, Legal, Arts, Design, Entertainment, Sports, and Media Occupations</u> 21-0000 + 23-0000 + 27-0000	<u>Healthcare Practitioners and Technical Occupations</u> 29-0000
<u>Nonresident alien</u>	<input type="text"/>	<input type="text"/>	<input type="text"/>	<input type="text"/>	<input type="text"/>
<u>Hispanic/Latino</u>	<input type="text"/>	<input type="text"/>	<input type="text"/>	<input type="text"/>	<input type="text"/>
<u>American Indian or Alaska Native</u>	<input type="text"/>	<input type="text"/>	<input type="text"/>	<input type="text"/>	<input type="text"/>
<u>Asian</u>	<input type="text"/>	<input type="text"/>	<input type="text"/>	<input type="text"/>	<input type="text"/>
<u>Black or African American</u>	<input type="text"/>	<input type="text"/>	<input type="text"/>	<input type="text"/>	<input type="text"/>
<u>Native Hawaiian or Other Pacific Islander</u>	<input type="text"/>	<input type="text"/>	<input type="text"/>	<input type="text"/>	<input type="text"/>
<u>White</u>	<input type="text"/>	<input type="text"/>	<input type="text"/>	<input type="text"/>	<input type="text"/>
Two or more races	<input type="text"/>	<input type="text"/>	<input type="text"/>	<input type="text"/>	<input type="text"/>
<u>Race and ethnicity unknown</u>	<input type="text"/>	<input type="text"/>	<input type="text"/>	<input type="text"/>	<input type="text"/>
Total men					

Women

Race/ethnicity	<u>Management Occupations</u> 11-0000	<u>Business and Financial Operations Occupations</u> 13-0000	<u>Computer, Engineering, and Science Occupations</u> 15-0000 + 17-0000 + 19-0000	<u>Community, Social Service, Legal, Arts, Design, Entertainment, Sports, and Media Occupations</u> 21-0000 + 23-0000 + 27-0000	<u>Healthcare Practitioners and Technical Occupations</u> 29-0000
Nonresident alien	<input type="text"/>	<input type="text"/>	<input type="text"/>	<input type="text"/>	<input type="text"/>
Hispanic/Latino	<input type="text"/>	<input type="text"/>	<input type="text"/>	<input type="text"/>	<input type="text"/>
American Indian or Alaska Native	<input type="text"/>	<input type="text"/>	<input type="text"/>	<input type="text"/>	<input type="text"/>
Asian	<input type="text"/>	<input type="text"/>	<input type="text"/>	<input type="text"/>	<input type="text"/>
Black or African American	<input type="text"/>	<input type="text"/>	<input type="text"/>	<input type="text"/>	<input type="text"/>
Native Hawaiian or Other Pacific Islander	<input type="text"/>	<input type="text"/>	<input type="text"/>	<input type="text"/>	<input type="text"/>
White	<input type="text"/>	<input type="text"/>	<input type="text"/>	<input type="text"/>	<input type="text"/>
Two or more races	<input type="text"/>	<input type="text"/>	<input type="text"/>	<input type="text"/>	<input type="text"/>
Race and ethnicity unknown	<input type="text"/>	<input type="text"/>	<input type="text"/>	<input type="text"/>	<input type="text"/>
Total women					

Total (men+women)

Total from prior year					
-----------------------	--	--	--	--	--

Part D - Part-time Staff by Occupational Category

Number of Part-time Staff

As of November 1, 2017

- Report Hispanic/Latino individuals of any race as Hispanic/Latino
- Report race for non-Hispanic/Latino individuals only
- Include both non-medical and medical staff

Men							
Race/ethnicity	<u>Service Occupations</u> 31-0000 + 33-0000 + 35-0000 + 37-0000 + 39-0000	<u>Sales and Related Occupations</u> 41-0000	<u>Office and Administrative Support Occupations</u> 43-0000	<u>Natural Resources, Construction, and Maintenance Occupations</u> 45-0000 + 47-0000 + 49-0000	<u>Production, Transportation, and Material Moving Occupations</u> 51-0000 + 53-0000	Grand Total (All part-time staff)	
Nonresident alien	<input type="text"/>	<input type="text"/>	<input type="text"/>	<input type="text"/>	<input type="text"/>	<input type="text"/>	
Hispanic/Latino	<input type="text"/>	<input type="text"/>	<input type="text"/>	<input type="text"/>	<input type="text"/>	<input type="text"/>	
American Indian or Alaska Native	<input type="text"/>	<input type="text"/>	<input type="text"/>	<input type="text"/>	<input type="text"/>	<input type="text"/>	
Asian	<input type="text"/>	<input type="text"/>	<input type="text"/>	<input type="text"/>	<input type="text"/>	<input type="text"/>	
Black or African American	<input type="text"/>	<input type="text"/>	<input type="text"/>	<input type="text"/>	<input type="text"/>	<input type="text"/>	
Native Hawaiian or Other Pacific Islander	<input type="text"/>	<input type="text"/>	<input type="text"/>	<input type="text"/>	<input type="text"/>	<input type="text"/>	
White	<input type="text"/>	<input type="text"/>	<input type="text"/>	<input type="text"/>	<input type="text"/>	<input type="text"/>	
Two or more races	<input type="text"/>	<input type="text"/>	<input type="text"/>	<input type="text"/>	<input type="text"/>	<input type="text"/>	
Race and ethnicity unknown	<input type="text"/>	<input type="text"/>	<input type="text"/>	<input type="text"/>	<input type="text"/>	<input type="text"/>	
Total men							
Women							
Race/ethnicity	<u>Service Occupations</u> 31-0000 + 33-0000 + 35-0000 + 37-0000 + 39-0000	<u>Sales and Related Occupations</u> 41-0000	<u>Office and Administrative Support Occupations</u> 43-0000	<u>Natural Resources, Construction, and Maintenance Occupations</u> 45-0000 + 47-0000 + 49-0000	<u>Production, Transportation, and Material Moving Occupations</u> 51-0000 + 53-0000	Grand Total (All part-time staff)	
Nonresident alien	<input type="text"/>	<input type="text"/>	<input type="text"/>	<input type="text"/>	<input type="text"/>	<input type="text"/>	
Hispanic/Latino	<input type="text"/>	<input type="text"/>	<input type="text"/>	<input type="text"/>	<input type="text"/>	<input type="text"/>	
American Indian or Alaska Native	<input type="text"/>	<input type="text"/>	<input type="text"/>	<input type="text"/>	<input type="text"/>	<input type="text"/>	
Asian	<input type="text"/>	<input type="text"/>	<input type="text"/>	<input type="text"/>	<input type="text"/>	<input type="text"/>	
Black or African American	<input type="text"/>	<input type="text"/>	<input type="text"/>	<input type="text"/>	<input type="text"/>	<input type="text"/>	
Native Hawaiian or Other Pacific Islander	<input type="text"/>	<input type="text"/>	<input type="text"/>	<input type="text"/>	<input type="text"/>	<input type="text"/>	
White	<input type="text"/>	<input type="text"/>	<input type="text"/>	<input type="text"/>	<input type="text"/>	<input type="text"/>	
Two or more races	<input type="text"/>	<input type="text"/>	<input type="text"/>	<input type="text"/>	<input type="text"/>	<input type="text"/>	
Race and ethnicity unknown	<input type="text"/>	<input type="text"/>	<input type="text"/>	<input type="text"/>	<input type="text"/>	<input type="text"/>	
Total women							
Total (men+women)							
Total from prior year							

Part D - Graduate assistants

Number of Graduate Assistants

As of November 1, 2017

- Report Hispanic/Latino individuals of any race as Hispanic/Latino
- Report race for non-Hispanic/Latino individuals only

Men

Race/ethnicity	Teaching 25-1191	Research	Other 11-0000, 13-0000, 15-0000, 17-0000, 19-0000, 21-0000, 23-0000, 27-0000, 25-4000, 25-4010, 25-4020, 25-4030, 25-2000, 25-3000, 25-9000, 29-0000	Total
Nonresident alien	<input type="text"/>	<input type="text"/>	<input type="text"/>	<input type="text"/>
Hispanic/Latino	<input type="text"/>	<input type="text"/>	<input type="text"/>	<input type="text"/>
American Indian or Alaska Native	<input type="text"/>	<input type="text"/>	<input type="text"/>	<input type="text"/>
Asian	<input type="text"/>	<input type="text"/>	<input type="text"/>	<input type="text"/>
Black or African American	<input type="text"/>	<input type="text"/>	<input type="text"/>	<input type="text"/>
Native Hawaiian or Other Pacific Islander	<input type="text"/>	<input type="text"/>	<input type="text"/>	<input type="text"/>
White	<input type="text"/>	<input type="text"/>	<input type="text"/>	<input type="text"/>
Two or more races	<input type="text"/>	<input type="text"/>	<input type="text"/>	<input type="text"/>
Race and ethnicity unknown	<input type="text"/>	<input type="text"/>	<input type="text"/>	<input type="text"/>
Total men				

Women

Race/ethnicity	Teaching 25-1191	Research	Other 11-0000, 13-0000, 15-0000, 17-0000, 19-0000, 21-0000, 23-0000, 27-0000, 25-4000, 25-4010, 25-4020, 25-4030, 25-2000, 25-3000, 25-9000, 29-0000	Total
Nonresident alien	<input type="text"/>	<input type="text"/>	<input type="text"/>	<input type="text"/>
Hispanic/Latino	<input type="text"/>	<input type="text"/>	<input type="text"/>	<input type="text"/>
American Indian or Alaska Native	<input type="text"/>	<input type="text"/>	<input type="text"/>	<input type="text"/>
Asian	<input type="text"/>	<input type="text"/>	<input type="text"/>	<input type="text"/>
Black or African American	<input type="text"/>	<input type="text"/>	<input type="text"/>	<input type="text"/>
Native Hawaiian or Other Pacific Islander	<input type="text"/>	<input type="text"/>	<input type="text"/>	<input type="text"/>
White	<input type="text"/>	<input type="text"/>	<input type="text"/>	<input type="text"/>
Two or more races	<input type="text"/>	<input type="text"/>	<input type="text"/>	<input type="text"/>
Race and ethnicity unknown	<input type="text"/>	<input type="text"/>	<input type="text"/>	<input type="text"/>
Total women				

Total (men+women)

Total from prior year

--	--	--	--	--

Computer, Engineering, and Science Occupations 15-0000 + 17-0000 + 19-0000	<input type="text"/>	<input type="text"/>	<input type="text"/>	<input type="text"/>	<input type="text"/>	<input type="text"/>	
Community, Social Service, Legal, Arts, Design, Entertainment, Sports, and Media Occupations 21-0000 + 23-0000 + 27-0000	<input type="text"/>	<input type="text"/>	<input type="text"/>	<input type="text"/>	<input type="text"/>	<input type="text"/>	
Healthcare Practitioners and Technical Occupations 29-0000	<input type="text"/>	<input type="text"/>	<input type="text"/>	<input type="text"/>	<input type="text"/>	<input type="text"/>	
Total							
Total from prior year							

Part E - Part-time Staff by Medical School Status

Number of Part-time Staff

As of November 1, 2017

Occupational category	Total (carried forward from Part D)	Non-medical school staff	Medical school staff
<u>Service Occupations</u> 31-0000 + 33-0000 + 35-0000 + 37-0000 + 39-0000		<input type="text"/>	<input type="text"/>
<u>Sales and Related Occupations</u> 41-0000		<input type="text"/>	<input type="text"/>
<u>Office and Administrative Support Occupations</u> 43-0000		<input type="text"/>	<input type="text"/>
<u>Natural Resources, Construction, and Maintenance Occupations</u> 45-0000 + 47-0000 + 49-0000		<input type="text"/>	<input type="text"/>
<u>Production, Transportation, and Material Moving Occupations</u> 51-0000 + 53-0000		<input type="text"/>	<input type="text"/>
Total			
PY Total			
Graduate Assistants			
<u>Teaching</u> 25-1191		<input type="text"/>	<input type="text"/>
<u>Research</u>		<input type="text"/>	<input type="text"/>
<u>Other</u> 11-0000, 13-0000, 15-0000, 17-0000, 19-0000, 21-0000, 23-0000, 27-0000, 25-4000, 25-4010, 25-4020, 25-4030, 25-2000, 25-3000, 25-9000, 29-0000		<input type="text"/>	<input type="text"/>
Total			
PY Graduate Assistants			

Part F - Part-time Summary Non-medical school staff

Summary of Part-time Non-medical School Staff

As of November 1, 2017

Occupational category	With Faculty Status				Without Faculty Status	Total
	Multi-year	Annual contract	Less-than-annual contract	Indefinite duration (continuing or at-will)		
Primarily Instruction						
Exclusively credit						
Exclusively not-for-credit						
Combined credit/not-for-credit						
Instruction/research/public service staff						
Research staff						
Public Service staff						
Archivists, Curators, and Museum Technicians 25-4010						
Librarians 25-4020						
Library Technicians 25-4030						
Student and Academic Affairs and Other Education Services Occupations 25-2000 + 25-3000 + 25-9000						
Management Occupations 11-0000						
Business and Financial Operations Occupations 13-0000						
Computer, Engineering, and Science Occupations 15-0000 + 17-0000 + 19-0000						
Community, Social Service, Legal, Arts, Design, Entertainment, Sports, and Media Occupations 21-0000 + 23-0000 + 27-0000						
Healthcare Practitioners and Technical Occupations 29-0000						
Service Occupations 31-0000 + 33-0000 + 35-0000 + 37-0000 + 39-0000						
Sales and Related Occupations 41-0000						
Office and Administrative Support Occupations 43-0000						
Natural Resources, Construction, and Maintenance Occupations 45-0000 + 47-0000 + 49-0000						
Production, Transportation, and Material Moving Occupations 51-0000 + 53-0000						
Graduate Assistants						
Teaching 25-1191						
Research						
Other 11-0000, 13-0000, 15-0000, 17-0000, 19-0000, 21-0000, 23-0000, 27-0000, 25-4000, 25-4010, 25-4020, 25-4030, 25-2000, 25-3000, 25-9000, 29-0000						
Total						

Part F - Part-time Summary Medical school staff

Summary of Part-time Medical School Staff

As of November 1, 2017

Occupational category	With Faculty Status				Without Faculty Status	Total
	Multi-year	Annual contract	Less-than-annual contract	Indefinite duration (continuing or at-will)		
Primarily Instruction						
Exclusively credit						
Exclusively not-for-credit						
Combined credit/not-for-credit						
Instruction/research/public service staff						
Research staff						
Public Service staff						
Archivists, Curators, and Museum Technicians 25-4010						
Librarians 25-4020						
Library Technicians 25-4030						
Student and Academic Affairs and Other Education Services Occupations 25-2000 + 25-3000 + 25-9000						
Management Occupations 11-0000						
Business and Financial Operations Occupations 13-0000						
Computer, Engineering, and Science Occupations 15-0000 + 17-0000 + 19-0000						
Community, Social Service, Legal, Arts, Design, Entertainment, Sports, and Media Occupations 21-0000 + 23-0000 + 27-0000						
Healthcare Practitioners and Technical Occupations 29-0000						
Service Occupations 31-0000 + 33-0000 + 35-0000 + 37-0000 + 39-0000						
Sales and Related Occupations 41-0000						
Office and Administrative Support Occupations 43-0000						
Natural Resources, Construction, and Maintenance Occupations 45-0000 + 47-0000 + 49-0000						
Production, Transportation, and Material Moving Occupations 51-0000 + 53-0000						
Graduate Assistants						
Teaching 25-1191						
Research						
Other 11-0000, 13-0000, 15-0000, 17-0000, 19-0000, 21-0000, 23-0000, 27-0000, 25-4000, 25-4010, 25-4020, 25-4030, 25-2000, 25-3000, 25-9000, 29-0000						
Total						

Part H - New Hires, Full-time Instructional Staff by Contract Length

Number of Newly Hired Full-time Permanent Instructional Staff

(Hired full-time between November 1, 2016 - October 31, 2017)

- Report Hispanic/Latino individuals of any race as Hispanic/Latino
- Report race for non-Hispanic/Latino individuals only
- Include both Primarily Instruction and Instruction Combined with Research and Public Service
- Include both non-medical and medical staff

Men

Race/ethnicity	With Faculty Status				Without Faculty Status	Total
	Multi-year	Annual contract	Less-than-annual contract	Indefinite duration (continuing or at-will)		
Nonresident alien	<input type="text"/>	<input type="text"/>	<input type="text"/>	<input type="text"/>	<input type="text"/>	<input type="text"/>
Hispanic/Latino	<input type="text"/>	<input type="text"/>	<input type="text"/>	<input type="text"/>	<input type="text"/>	<input type="text"/>
American Indian or Alaska Native	<input type="text"/>	<input type="text"/>	<input type="text"/>	<input type="text"/>	<input type="text"/>	<input type="text"/>
Asian	<input type="text"/>	<input type="text"/>	<input type="text"/>	<input type="text"/>	<input type="text"/>	<input type="text"/>
Black or African American	<input type="text"/>	<input type="text"/>	<input type="text"/>	<input type="text"/>	<input type="text"/>	<input type="text"/>
Native Hawaiian or Other Pacific Islander	<input type="text"/>	<input type="text"/>	<input type="text"/>	<input type="text"/>	<input type="text"/>	<input type="text"/>
White	<input type="text"/>	<input type="text"/>	<input type="text"/>	<input type="text"/>	<input type="text"/>	<input type="text"/>
Two or more races	<input type="text"/>	<input type="text"/>	<input type="text"/>	<input type="text"/>	<input type="text"/>	<input type="text"/>
Race and ethnicity unknown	<input type="text"/>	<input type="text"/>	<input type="text"/>	<input type="text"/>	<input type="text"/>	<input type="text"/>
Total men						

Women

Race/ethnicity	With Faculty Status				Without Faculty Status	Total
	Multi-year	Annual contract	Less-than-annual contract	Indefinite duration (continuing or at-will)		
Nonresident alien	<input type="text"/>	<input type="text"/>	<input type="text"/>	<input type="text"/>	<input type="text"/>	<input type="text"/>
Hispanic/Latino	<input type="text"/>	<input type="text"/>	<input type="text"/>	<input type="text"/>	<input type="text"/>	<input type="text"/>
American Indian or Alaska Native	<input type="text"/>	<input type="text"/>	<input type="text"/>	<input type="text"/>	<input type="text"/>	<input type="text"/>
Asian	<input type="text"/>	<input type="text"/>	<input type="text"/>	<input type="text"/>	<input type="text"/>	<input type="text"/>
Black or African American	<input type="text"/>	<input type="text"/>	<input type="text"/>	<input type="text"/>	<input type="text"/>	<input type="text"/>
Native Hawaiian or Other Pacific Islander	<input type="text"/>	<input type="text"/>	<input type="text"/>	<input type="text"/>	<input type="text"/>	<input type="text"/>
White	<input type="text"/>	<input type="text"/>	<input type="text"/>	<input type="text"/>	<input type="text"/>	<input type="text"/>
Two or more races	<input type="text"/>	<input type="text"/>	<input type="text"/>	<input type="text"/>	<input type="text"/>	<input type="text"/>
Race and ethnicity unknown	<input type="text"/>	<input type="text"/>	<input type="text"/>	<input type="text"/>	<input type="text"/>	<input type="text"/>
Total women						

Total (men+women)

--	--	--	--	--	--	--

Part H - New Hires, Full-time Staff by Occupational Category

Number of Newly Hired Full-time Staff
 (Hired full-time between November 1, 2016 - October 31, 2017)

- Report Hispanic/Latino individuals of any race as Hispanic/Latino
- Report race for non-Hispanic/Latino individuals only
- Include both non-medical and medical staff

Men				
Race/ethnicity	<u>Instructional Staff</u> (from Part H, screen 1)	<u>Research staff</u>	<u>Public Service staff</u>	<u>Library and Student and Academic Affairs and Other Education Services Occupations</u> 25-4000 + 25-2000 + 25-3000 + 25-9000
Nonresident alien		<input type="text"/>	<input type="text"/>	<input type="text"/>
Hispanic/Latino		<input type="text"/>	<input type="text"/>	<input type="text"/>
American Indian or Alaska Native		<input type="text"/>	<input type="text"/>	<input type="text"/>
Asian		<input type="text"/>	<input type="text"/>	<input type="text"/>
Black or African American		<input type="text"/>	<input type="text"/>	<input type="text"/>
Native Hawaiian or Other Pacific Islander		<input type="text"/>	<input type="text"/>	<input type="text"/>
White		<input type="text"/>	<input type="text"/>	<input type="text"/>
Two or more races		<input type="text"/>	<input type="text"/>	<input type="text"/>
Race and ethnicity unknown		<input type="text"/>	<input type="text"/>	<input type="text"/>
Total men				
Women				
Race/ethnicity	<u>Instructional Staff</u> (from Part H, screen 1)	<u>Research staff</u>	<u>Public Service staff</u>	<u>Library and Student and Academic Affairs and Other Education Services Occupations</u> 25-4000 + 25-2000 + 25-3000 + 25-9000
Nonresident alien		<input type="text"/>	<input type="text"/>	<input type="text"/>
Hispanic/Latino		<input type="text"/>	<input type="text"/>	<input type="text"/>
American Indian or Alaska Native		<input type="text"/>	<input type="text"/>	<input type="text"/>
Asian		<input type="text"/>	<input type="text"/>	<input type="text"/>
Black or African American		<input type="text"/>	<input type="text"/>	<input type="text"/>
Native Hawaiian or Other Pacific Islander		<input type="text"/>	<input type="text"/>	<input type="text"/>
White		<input type="text"/>	<input type="text"/>	<input type="text"/>
Two or more races		<input type="text"/>	<input type="text"/>	<input type="text"/>
Race and ethnicity unknown		<input type="text"/>	<input type="text"/>	<input type="text"/>
Total women				
Total (men+women)				

Part H - New Hires, Full-time Staff by Occupational Category

Number of Newly Hired Full-time Staff

(Hired full-time between November 1, 2016 - October 31, 2017)

- Report Hispanic/Latino individuals of any race as Hispanic/Latino
- Report race for non-Hispanic/Latino individuals only

Men

Race/ethnicity	<u>Management Occupations</u> 11-0000	<u>Business and Financial Operations Occupations</u> 13-0000	<u>Computer, Engineering, and Science Occupations</u> 15-0000 + 17-0000 + 19-0000	<u>Community, Social Service, Legal, Arts, Design, Entertainment, Sports, and Media Occupations</u> 21-0000 + 23-0000 + 27-0000	<u>Healthcare Practitioners and Technical Occupations</u> 29-0000
<u>Nonresident alien</u>	<input type="text"/>	<input type="text"/>	<input type="text"/>	<input type="text"/>	<input type="text"/>
<u>Hispanic/Latino</u>	<input type="text"/>	<input type="text"/>	<input type="text"/>	<input type="text"/>	<input type="text"/>
<u>American Indian or Alaska Native</u>	<input type="text"/>	<input type="text"/>	<input type="text"/>	<input type="text"/>	<input type="text"/>
<u>Asian</u>	<input type="text"/>	<input type="text"/>	<input type="text"/>	<input type="text"/>	<input type="text"/>
<u>Black or African American</u>	<input type="text"/>	<input type="text"/>	<input type="text"/>	<input type="text"/>	<input type="text"/>
<u>Native Hawaiian or Other Pacific Islander</u>	<input type="text"/>	<input type="text"/>	<input type="text"/>	<input type="text"/>	<input type="text"/>
<u>White</u>	<input type="text"/>	<input type="text"/>	<input type="text"/>	<input type="text"/>	<input type="text"/>
Two or more races	<input type="text"/>	<input type="text"/>	<input type="text"/>	<input type="text"/>	<input type="text"/>
<u>Race and ethnicity unknown</u>	<input type="text"/>	<input type="text"/>	<input type="text"/>	<input type="text"/>	<input type="text"/>
Total men					

Women

Race/ethnicity	<u>Management Occupations</u> 11-0000	<u>Business and Financial Operations Occupations</u> 13-0000	<u>Computer, Engineering, and Science Occupations</u> 15-0000 + 17-0000 + 19-0000	<u>Community, Social Service, Legal, Arts, Design, Entertainment, Sports, and Media Occupations</u> 21-0000 + 23-0000 + 27-0000	<u>Healthcare Practitioners and Technical Occupations</u> 29-0000
Nonresident alien	<input type="text"/>	<input type="text"/>	<input type="text"/>	<input type="text"/>	<input type="text"/>
Hispanic/Latino	<input type="text"/>	<input type="text"/>	<input type="text"/>	<input type="text"/>	<input type="text"/>
American Indian or Alaska Native	<input type="text"/>	<input type="text"/>	<input type="text"/>	<input type="text"/>	<input type="text"/>
Asian	<input type="text"/>	<input type="text"/>	<input type="text"/>	<input type="text"/>	<input type="text"/>
Black or African American	<input type="text"/>	<input type="text"/>	<input type="text"/>	<input type="text"/>	<input type="text"/>
Native Hawaiian or Other Pacific Islander	<input type="text"/>	<input type="text"/>	<input type="text"/>	<input type="text"/>	<input type="text"/>
White	<input type="text"/>	<input type="text"/>	<input type="text"/>	<input type="text"/>	<input type="text"/>
Two or more races	<input type="text"/>	<input type="text"/>	<input type="text"/>	<input type="text"/>	<input type="text"/>
Race and ethnicity unknown	<input type="text"/>	<input type="text"/>	<input type="text"/>	<input type="text"/>	<input type="text"/>
Total women					

Total (men+women)

--	--	--	--	--	--

Part H - New Hires, Full-time Staff by Occupational Category

Number of Newly Hired Full-time Staff

(Hired full-time between November 1, 2016 - October 31, 2017)

- Report Hispanic/Latino individuals of any race as Hispanic/Latino
- Report race for non-Hispanic/Latino individuals only
- Include both non-medical and medical staff

Men

Race/ethnicity	Service Occupations 31-0000 + 33-0000 + 35-0000 + 37-0000 + 39-0000	Sales and Related Occupations 41-0000	Office and Administrative Support Occupations 43-0000	Natural Resources, Construction, and Maintenance Occupations 45-0000 + 47-0000 + 49-0000	Production, Transportation, and Material Moving Occupations 51-0000 + 53-0000	Grand Total (All full- time new hires)
Nonresident alien	<input type="text"/>	<input type="text"/>	<input type="text"/>	<input type="text"/>	<input type="text"/>	
Hispanic/Latino	<input type="text"/>	<input type="text"/>	<input type="text"/>	<input type="text"/>	<input type="text"/>	
American Indian or Alaska Native	<input type="text"/>	<input type="text"/>	<input type="text"/>	<input type="text"/>	<input type="text"/>	
Asian	<input type="text"/>	<input type="text"/>	<input type="text"/>	<input type="text"/>	<input type="text"/>	
Black or African American	<input type="text"/>	<input type="text"/>	<input type="text"/>	<input type="text"/>	<input type="text"/>	
Native Hawaiian or Other Pacific Islander	<input type="text"/>	<input type="text"/>	<input type="text"/>	<input type="text"/>	<input type="text"/>	
White	<input type="text"/>	<input type="text"/>	<input type="text"/>	<input type="text"/>	<input type="text"/>	
Two or more races	<input type="text"/>	<input type="text"/>	<input type="text"/>	<input type="text"/>	<input type="text"/>	
Race and ethnicity unknown	<input type="text"/>	<input type="text"/>	<input type="text"/>	<input type="text"/>	<input type="text"/>	
Total men						

Women

Race/ethnicity	Service Occupations 31-0000 + 33-0000 + 35-0000 + 37-0000 + 39-0000	Sales and Related Occupations 41-0000	Office and Administrative Support Occupations 43-0000	Natural Resources, Construction, and Maintenance Occupations 45-0000 + 47-0000 + 49-0000	Production, Transportation, and Material Moving Occupations 51-0000 + 53-0000	Grand Total (All full- time new hires)
Nonresident alien	<input type="text"/>	<input type="text"/>	<input type="text"/>	<input type="text"/>	<input type="text"/>	
Hispanic/Latino	<input type="text"/>	<input type="text"/>	<input type="text"/>	<input type="text"/>	<input type="text"/>	
American Indian or Alaska Native	<input type="text"/>	<input type="text"/>	<input type="text"/>	<input type="text"/>	<input type="text"/>	
Asian	<input type="text"/>	<input type="text"/>	<input type="text"/>	<input type="text"/>	<input type="text"/>	
Black or African American	<input type="text"/>	<input type="text"/>	<input type="text"/>	<input type="text"/>	<input type="text"/>	
Native Hawaiian or Other Pacific Islander	<input type="text"/>	<input type="text"/>	<input type="text"/>	<input type="text"/>	<input type="text"/>	
White	<input type="text"/>	<input type="text"/>	<input type="text"/>	<input type="text"/>	<input type="text"/>	
Two or more races	<input type="text"/>	<input type="text"/>	<input type="text"/>	<input type="text"/>	<input type="text"/>	
Race and ethnicity unknown	<input type="text"/>	<input type="text"/>	<input type="text"/>	<input type="text"/>	<input type="text"/>	
Total women						

Total (men+women)

--	--	--	--	--	--	--

Human Resources Survey Evaluation

Were any staff members difficult to categorize? If so, please explain in the box below.

U.S. Department of Education

[Software Provider Resources](#)

[Use of Cookies](#)

[Section 508 Compliance](#)

[Browsers Supported](#)

[Troubleshooting](#)

[NCES Privacy Policy](#)



2017-18 HR: Degree-granting Institutions that have 15 or more full-time staff**[Purpose of Component - Data Collected](#)****[Changes in Reporting](#)****[General Instructions](#)**[Reporting Period Covered](#)[Context Boxes](#)**[Coverage](#)****[Where to Get Help](#)****[Where the Data Will Appear](#)****[Uploading Files to the IPEDS Data Collection System](#)****[Detailed Instructions](#)**[Summary of Parts](#)[Screening Questions](#)[Part A - Full-time Instructional Staff](#)[Part B - Full-time non-instructional staff](#)[Parts D and E - Part-time staff](#)[Part G - Salaries](#)[Part H - New Hires](#)**[Key Reporting Concepts](#)**[Reporting Persons by Racial/Ethnic Category \(1997 OMB\)](#)[How do I report Instructional Staff?](#)[How do I report staff by Faculty Status?](#)[How do I report staff by Tenure Status?](#)[How do I report Instructional Staff by Academic Rank?](#)[How do I report Instructional Staff by Contract Length?](#)[How do I report Adjunct Instructional Staff?](#)[How do I Report Medical School Staff?](#)[How do I report Research Staff?](#)[How do I report Public Service Staff?](#)[How do I report Postdoctoral Staff?](#)[How do I report Managers and Supervisors?](#)[Who should be reported in the "Student and Academic Services and Other Education Occupations" Category?](#)[How do I report Graduate Assistants?](#)[How do I report Salaries?](#)[What is CUPA-HR and how will it help me categorize my staff?](#)**[Reporting Staff by Occupational Category](#)**[Structure of the 2010 Standard Occupational Classification \(SOC\) System](#)[2010 SOC Classification Principles](#)[Additional Information from the 2010 SOC Coding Guidelines](#)[Comparison of the IPEDS HR Occupational Categories to the 2010 SOC Occupational Categories](#)[Crosswalk Between IPEDS HR Occupational Categories and the 2010 SOC Occupational Categories](#)[Reporting Instructional Staff by Occupational Category](#)[Note regarding the use of the "Postsecondary Teachers" Terminology](#)[Reporting Graduate Assistants by Occupational Category](#)[Resources for Classifying Employees Using the 2010 SOC Codes](#)**[Purpose of the Survey Component](#)**

The primary purpose of the IPEDS Human Resources (HR) survey component is to measure the number and type of staff supporting postsecondary education in terms of employment status (full-time and part-time) and occupational category. In addition, for degree-granting institutions and related administrative offices that have 15 or more full-time staff, additional data are collected for some staff by faculty status, tenure status, contract length, and academic rank. Salary data for full-time, non-medical school staff and data on newly hired full-time permanent staff are also collected, and some data are collected by medical/non-medical school status for 4-year and above degree-granting institutions with Doctor of Medicine (M.D.) and/or Doctor of Osteopathic Medicine (D.O.) programs.

The reporting of data by race/ethnicity and gender is now required every year.

Special note for state and corporate systems: If a separate administrative office entity has been established for the system in IPEDS, that entity will report all staff associated with the administrative office. If no separate administrative office entity has been created, administrative office staff will be reported by the main campus of the system. If you have any questions concerning whether a separate reporting entity exists for your system, please contact your system's coordinator or keyholder, or the IPEDS Help Desk for further assistance

Top ▲

Changes in Reporting

Changes in reporting for 2016-17 include the following:

- Salary outlays are now collected by months worked (rather than total across all months worked).
- Categories for reporting of Graduate Assistants have been collapsed from 8 categories to 3 categories (Teaching, Research, Other).
- Contract reporting categories for full-time instructional staff with faculty status (not-on-tenure track) have been revised. The new categories are: 1) Multi-year contract, 2) Annual contract, 3) Less-than-annual contract, and 4) Contract of indefinite duration (continuing or at-will). The former categories were: 1) Multi-year, continuing, or at-will contract, 2) Annual contract, and 3) Less-than-annual contract.
- New Hires reporting (Part L) now covers November 1 through October 31 (rather than July 1 through October 31).

Top ▲

General Instructions

Reporting Period Covered

The HR component is intended to provide a snapshot of your institution's human resources/payroll data at a specific point in the fall. As such, report employees on the payroll of the institution as of November 1, 2017.

Top ▲

Context Boxes

Context boxes are provided to allow institutions to provide more information regarding survey component items. Note that some context boxes are posted on the [College Navigator Website](#), which is the college search tool offered by NCES. NCES will review entries in these context boxes for applicability and appropriateness before posting them on the [College Navigator Website](#); institutions should check grammar and spelling of their entries.

Top ▲

Coverage

Who to Include in this Report

- Persons on the payroll of the institution as of November 1, 2017.
- Staff who are on sabbatical leave and staff who are on leave but remain on the payroll.
- Staff who are hired to temporarily replace staff who are on sabbatical leave or on leave with or without pay.
- "Visiting" instructional, research, and public service staff who are paid by your institution.
- Adjunct instructional staff (see definition in Glossary below). Report adjuncts as either full-time or part-time instructional staff.
- Staff in workforce development training programs and Adult Basic Education (ABE) programs.
- Staff at off-campus centers associated with the campus covered by this report. (Do not include staff who work at branch campuses located in a foreign country.)
- Corporate administrators for single-campus institutions or for multi-campus organizations (administrative units).

Who *NOT* to Include in this Report

- Staff on leave without pay.
- Staff in the military or religious orders who are not paid by your institution.
- Staff whose services are contracted by or donated to the institution.
- Casual staff (hired on an ad-hoc or occasional basis to meet short-term needs).
- Undergraduate students.
- Students in the College Work-Study Program.
- Graduate students who are receiving waivers and stipends that are not in exchange for services rendered (e.g., fellowships or training grant support).
- Staff who work in hospitals associated with medical schools, but are not employed by the medical school.

Top ▲

Where to Get Help with Reporting

IPEDS Help Desk

Phone: 1-877-225-2568
Email: ipedshelp@rti.org

Web Tutorials

You can also consult the [IPEDS Website Trainings & Outreach](#) page which contains several tutorials on IPEDS data collection, a self-paced overview of IPEDS tools, and other valuable resources.

IPEDS Resource Page

The [IPEDS Website Reporting Tools](#) page contains frequently asked questions, a link to data tip sheets, tutorials, taxonomies, information centers (e.g., academic libraries, average net price, human resources, race/ethnicity, etc.), and other valuable information.

In addition, in 2012-13, new IPEDS occupational categories replaced the primary function/occupational activity categories previously used for IPEDS HR reporting. The change was required to align the IPEDS HR survey component with the 2010 Standard Occupational Classification (SOC) System.

Information specific to the IPEDS HR component and the SOC system can be found within the IPEDS Resource Page in the [Standard Occupational Classification \(SOC\)](#).

[Top ▲](#)

Where the Reported Data Will Appear

Data collected through IPEDS will be accessible at the institution- and aggregate-levels.

At the institution-level, data will appear in the:

- [College Navigator Website](#)
- [IPEDS Data Center](#)
- [IPEDS Data Feedback Reports](#)
- [College Affordability and Transparency Center Website](#)

At the aggregate-level, data will appear in:

- [IPEDS First Looks](#)
- [IPEDS Table Library](#)
- [IPEDS Data Feedback Reports](#)
- [The Digest of Education Statistics](#)
- [The Condition of Education](#)

[Top ▲](#)

Uploading Files to the IPEDS Data Collection System

The *File Import/Upload* option is found under the Tools menu. In order to perform the upload you'll need to have a file formatted to specifications. Upload specifications are included with the survey materials found under the Help menu. There are two upload formats available for the HR survey component:

- Fixed width file
- Key value file

[Top ▲](#)

Detailed Instructions

Summary of Parts

Listed below is a summary of each section of the HR survey component.

- **Part A - Full-time instructional staff:** Collects the number of full-time instructional staff by faculty status, tenure status (if applicable), contract length, and academic rank. Also, for staff classified as "Primarily Instruction", these data are also collected for the following three subcategories: Exclusively credit; Exclusively not-for-credit; and Combined credit/not-for-credit.
- **Part B - Full-time non-instructional staff:** Collects the number of full-time non-instructional staff by occupational category. Data are also collected for some full-time non-instructional staff by faculty status, tenure status (if applicable), and contract length.
- **Part C - Full-time staff summary:** Provides a summary of the data reported for full-time staff in Parts A and B.
- **Part D - Part-time staff:** Collects the number of part-time staff (and graduate assistants, if applicable) by occupational category.
- **Part E - Part-time staff:** Collects the number of some part-time staff by faculty status, tenure status (if applicable), and contract length. Also, for staff classified as "Primarily Instruction" these data are also collected for the following three subcategories: Exclusively credit; Exclusively not-for-credit; and Combined credit/not-for-credit.
- **Part F - Part-time staff summary:** Provides a summary of the data reported for part-time staff in Parts D and E.
- **Part G - Salaries:** Collects the number of full-time, non-medical school, instructional staff by academic rank based on the number of months covered by their annual salary: 9 months, 10 months, 11 months, and 12 months; as well as the total annual salary outlays for these staff by academic rank. In addition, total annual salary outlays are collected for full-time, non-medical school, non-instructional staff by occupational category.
- **Part H - New Hires:** Collects data on the number of newly hired full-time permanent staff by occupational category. In addition, for instructional staff, these data are collected by faculty status, tenure status (if applicable), and contract length.

You must enter data on each displayed screen. If a screen is not applicable to your institution, enter at least one zero in a field on the screen and save the screen before continuing.

For screens that ARE applicable to your institution, once data are entered in one or more cells on the screen it is not necessary to enter zeros in inapplicable cells/rows/columns. In this case, cells that are left blank will be treated as zeros.

[Top ▲](#)

Screening Questions

Please read and answer the screening questions in the data collection system very carefully. **These questions must be answered before providing detailed data.** Responses to the screening questions will determine which items of the survey must be completed by your

institution.

Top ▲

Part A - Full-time Instructional Staff

All staff must be reported using the new IPEDS occupational categories, which align with the 2010 Standard Occupational Classification (SOC) codes.

Report each employee only once. If an employee in a single job could be coded in more than one occupation:

- code the employee in the occupation that requires the highest level of skill

- OR -

- if there is no measurable difference in skill requirements, code the employee in the occupation in which they spend the most time

For each applicable faculty and tenure status in Part A, report the number of full-time instructional staff at the institution by academic rank (e.g., professor, associate professor, etc.), as designated by the institution. Institutions without standard academic ranks should report all instructional staff in the "No Academic Rank" category.

NOTE: It is possible for an institution to report some instructional staff with academic rank and some with no academic rank.

In addition, you must report the number of full-time instructional staff at the institution by faculty status, tenure status (if applicable), contract length, and medical school status (if applicable) for each of the following functions:

- Primarily Instruction (carried forward based on the data reported on the previous screens in Part A)
 - Exclusively credit
 - Exclusively not-for-credit
 - Combined credit/not-for-credit
- Instruction/research/public service staff

For additional information relevant to reporting data on full-time instructional staff in Part A please refer to the [Key Reporting Concepts](#) section of these instructions below.

Top ▲

Part B - Full-time non-instructional staff

All staff must be reported using the new IPEDS occupational categories, which align with the 2010 Standard Occupational Classification (SOC) codes.

Report each employee only once. If an employee in a single job could be coded in more than one occupation:

- code the employee in the occupation that requires the highest level of skill

- OR -

- if there is no measurable difference in skill requirements, code the employee in the occupation in which they spend the most time

In Part B, you must report the number of full-time non-instructional staff at the institution by occupational category, and for some occupational categories, by faculty status, tenure status (if applicable), contract length, and medical school status (if applicable).

For additional information relevant to reporting full-time non-instructional staff in Part B, please refer to the [Key Reporting Concepts](#) section of these instructions below.

Top ▲

Parts D and E - Part-time staff

All staff must be reported using the new IPEDS occupational categories, which align with the 2010 Standard Occupational Classification (SOC) codes.

Report each employee only once. If an employee in a single job could be coded in more than one occupation:

- code the employee in the occupation that requires the highest level of skill

- OR -

- if there is no measurable difference in skill requirements, code the employee in the occupation in which they spend the most time

In Parts D and E, you must report the number of part-time staff (including graduate assistants, if applicable) at the institution by occupational category; and for some occupational categories by faculty status, tenure status (if applicable), contract length, and medical school status (if applicable).

In addition, in Part E, you must report the number of part-time instructional staff at the institution by faculty status, tenure status (if applicable), contract length, and medical school status (if applicable) for each of the following functions:

- Primarily Instruction (carried forward based on the data reported in Part D)
 - Exclusively credit
 - Exclusively not-for-credit
 - Combined credit/not-for-credit
- Instruction/research/public service staff

For additional information relevant to reporting part-time staff in Parts D and E, please refer to the [Key Reporting Concepts](#) section of these instructions below.

Top ▲

Part G - Salaries

Full-time, non-medical school, instructional staff

On the "Salaries Worksheet" screen, report the number of full-time, non-medical school, instructional staff at the institution by academic rank (e.g., professor, associate professor, etc.) based on the number of months of work covered by the annual salary paid to the employee: 9 months, 10 months, 11 months, or 12 months. This includes instructional staff *with* faculty status and *without* faculty status. The number of months reported should correspond with the number of months worked (which may differ from the number of months over which they are paid).

Note: If a full-time employee who was reported in Part A is paid an annual salary that covers fewer than 9 months worked, do not include that employee in the worksheet counts. These employees will appear in the "Balance" column on the worksheet so that you may double check your entries.

For each academic rank the system will calculate:

- The total number of staff reported (i.e., the sum of the values entered in the 9 months, 10 months, 11 months, and 12 months categories); and
- The total number of months covered (i.e., the sum of the staff reported in each column multiplied by the number of months worked).

The above two values will be carried forward to the "Salary Outlays" screen. Here you must report the TOTAL ANNUAL salary outlays for the full-time, non-medical school, instructional staff reported on the "Salaries Worksheet" screen by academic rank. This should include the staff reported in the 9 months, 10 months, 11 months, and 12 months categories. **Do NOT include salary outlays for employees whose annual salary covers fewer than 9 months worked.**

Based on the data provided, the system will calculate the "Weighted Average Monthly Salaries" by academic rank.

Full-time, non-medical school, non-instructional staff

You must also report the TOTAL ANNUAL salary outlays for full-time, non-medical school, non-instructional staff at the institution by occupational category.

Report total annual salary outlays for 2017-18.

Salary outlays (combined salaries of all staff) should include base salaries only - no supplements, overloads, or bonuses. Additional stipends for administrative, managerial, or other responsibilities should NOT be included in the salary outlays data for instructional staff.

Staff on leave: When reporting staff on sabbatical leave and staff who are on leave but remain on the payroll of the institution, report such persons at their regular salaries even though the staff may be receiving a reduced annuity while on leave.

For additional information relevant to reporting Salaries data in Part G, please refer to the Key Reporting Concepts section of these instructions below.

New hires: Even if staff were not employed for an entire year as of the snapshot date, their entire base annual salary should be reported in Part G, as applicable.

Top ▲

Part H - New Hires

If you responded "Yes" to the screening question about full-time permanent new hires, you will be required to report the number of newly hired full-time permanent staff at the institution by occupational category in Part H. In addition, you must report the number of newly hired full-time permanent instructional staff at the institution by faculty status, tenure status (if applicable), and contract length.

In Part H, you must report the number of persons who were hired for full-time permanent employment **either for the first time (new to the institution) or after a break in service between November 1, 2016 and October 31, 2017, whether or not the persons were still on the payroll as of November 1, 2017.** Does not include persons who have returned from sabbatical leave OR full-time Postsecondary Staff who are working less-than-9-month contracts.

All staff must now be reported using the new IPEDS occupational categories, which align with the 2010 Standard Occupational Classification (SOC) codes.

Report each employee only once. If an employee in a single job could be coded in more than one occupation:

- code the employee in the occupation that requires the highest level of skill
- OR -
- if there is no measurable difference in skill requirements, code the employee in the occupation in which they spend the most time

For additional information relevant to reporting data on New Hires in Part H, please refer to the [Key Reporting Concepts](#) section of these instructions below.

Top ▲

Key Reporting Concepts

The following are key reporting concepts that will assist you with completing the IPEDS Human Resources survey component. Please read all instructions thoroughly prior to entering data.

Top ▲

Reporting Persons by Racial/Ethnic Category (1997 OMB)

This information is being collected in compliance with Title VI of the Civil Rights Act of 1964 and Title IX of the Education Amendments of 1972 and Sec. 421(a)(1) of the Carl D. Perkins Vocational Education Act. These instructions correspond with the Final Guidance on

Maintaining, Collecting, and Reporting Racial and Ethnic Data to the U.S. Department of Education, published in the Federal Register on October 19, 2007.

Method of collection - Institutions must collect race and ethnicity information using a 2-question format. The first question is whether the respondent is Hispanic/Latino. The second question is whether the respondent is from one or more races from the following list: American Indian or Alaska Native, Asian, Black or African American, Native Hawaiian or Other Pacific Islander, and White. Institutions should allow students and staff to self-identify their race and ethnicity. For further details on the guidance for collecting these data, please see the full Federal Register notice.

Method of reporting aggregate data - Institutions must report aggregate data to the U.S. Department of Education using the NINE categories below. Racial/ethnic designations are requested only for United States citizens, resident aliens, and other eligible non-citizens.

- Hispanic or Latino, regardless of race

For Non-Hispanic/Latino individuals:

- American Indian or Alaska Native
- Asian
- Black or African American
- Native Hawaiian or Other Pacific Islander
- White
- Two or more races

In addition, the following categories may be used:

- Nonresident alien
- Race and ethnicity unknown

Racial/ethnic descriptions - Racial/ethnic designations as used in this survey do not denote scientific definitions of anthropological origins. The categories are:

- Hispanic or Latino- A person of Cuban, Mexican, Puerto Rican, South or Central American, or other Spanish culture or origin, regardless of race.
- American Indian or Alaska Native- A person having origins in any of the original peoples of North and South America (including Central America) who maintains cultural identification through tribal affiliation or community attachment.
- Asian- A person having origins in any of the original peoples of the Far East, Southeast Asia, or the Indian Subcontinent, including, for example, Cambodia, China, India, Japan, Korea, Malaysia, Pakistan, the Philippine Islands, Thailand, and Vietnam.
- Black or African American- A person having origins in any of the black racial groups of Africa.
- Native Hawaiian or Other Pacific Islander- A person having origins in any of the original peoples of Hawaii, Guam, Samoa, or other Pacific Islands.
- White - A person having origins in any of the original peoples of Europe, the Middle East, or North Africa.

Other descriptive categories

- **Nonresident alien** - A person who is not a citizen or national of the United States and who is in this country on a visa or temporary basis and does not have the right to remain indefinitely. NOTE - Nonresident aliens are to be reported separately, in the boxes provided, rather than included in any of the seven racial/ethnic categories. Resident aliens and other eligible (for financial aid purposes) non-citizens who are not citizens or nationals of the United States and who have been admitted as legal immigrants for the purpose of obtaining permanent resident alien status (and who hold either an alien registration card (Form I-551 or I-151), a Temporary Resident Card (Form I-688), or an Arrival-Departure Record (Form I-94) with a notation that conveys legal immigrant status such as Section 207 Refugee, Section 208 Asylee, Conditional Entrant Parolee or Cuban-Haitian) are to be reported in the appropriate racial/ethnic categories along with United States citizens.
- **Race and ethnicity unknown** - This category is used only if the person did not select EITHER a racial or ethnic designation.

Top ▲

How do I report Instructional Staff?

"Instructional Staff", as defined by IPEDS, is comprised of staff who are either: 1) Primarily Instruction (PI); or 2) "Instruction combined with Research and/or Public Service" (IRPS). The intent of the "Instructional Staff" category is to include all individuals whose primary occupation includes instruction at the institution. "Primarily Instruction" are those individuals whose primary responsibility can be defined as teaching (e.g. the majority of their total time). "Instruction combined with Research and/or Public Service" (IRPS) are those individuals who have instruction as part of their job, but it cannot readily be differentiated from the research or public service functions of their jobs (e.g. they teach, but a percentage of time spent teaching is not discernible since their teaching responsibilities are not clearly differentiated from their other responsibilities). Instructional staff could include postdoctoral students, if they meet the criteria for one of the above two categories. Adjunct Instructional Staff would also typically meet the criteria.

Top ▲

How do I report staff by Faculty Status?

Please refer to your **institution's policies** to determine whether staff members have the designation of faculty. The designation of faculty is not limited to "Instructional Staff", but can also include such positions as president, provost, or librarians.

*For IPEDS reporting purposes graduate assistants **DO NOT** have faculty status.*

Top ▲

How do I report staff by Tenure Status?

Report data on staff with faculty status by tenure status (e.g., tenured, on tenure track, and not on tenure track) as designated by the institution.

Staff should be classified as "not on tenure track" if they have faculty status, but are not considered to be "tenured" or "on tenure track."

Top ▲

How do I report Instructional Staff by Academic Rank?

(For degree-granting institutions with less than 15 full-time staff members this is only applicable to Part G - Salaries)

Report Instructional Staff by academic rank (e.g., professor, associate professor, etc.), as designated by the institution. Institutions without standard academic ranks should report all their Instructional Staff in the "No Academic Rank" category.

Top ▲

How do I report staff by Contract Length?

Data on staff with faculty status who are not on tenure track (or where the institution does not have a tenure system) are collected for three categories of employment agreements or contracts:

- **Multi-year:** An employment agreement or contract that is in effect for more than one year (e.g., more than 365 days). The renewal period of a multi-year contract is not on an annual basis (e.g., a 5-year contract is renewed every 5 years, NOT annually).
- **Indefinite duration:** An employment agreement that has an indefinite duration (e.g., continuing, at-will).
- **Annual:** An annually renewable employment agreement or contract that is in effect for a stated annual period within one year of execution, and may be equal to 365 days or a standard academic year, or the equivalent. Does not include contracts for partial year periods, such as a single semester, quarter, term, block, or course.
- **Less-than-annual:** An employment agreement or contract that is in effect for a partial year period of less than 365 days or less than a standard academic year, or equivalent. Includes contracts for partial year periods such as a single semester, quarter, term, block, or course.

Although the use of "contracts" and "employment agreements" varies by institution, this section is meant to capture all non-tenure-track faculty, regardless of what type of employment agreement is utilized. This includes formal contracts, informal agreements, at-will employment, teaching periods, and the like.

Top ▲

How do I report Adjunct Instructional staff?

Adjunct Instructional Staff serve in either a temporary or auxiliary capacity to teach academic degree-credit courses, as well as remedial, developmental, or ESL courses, and are paid on a course-by-course basis. They should be reported as either part-time or full-time based on their designation on the institution's payroll, and as non-tenured instructional staff.

Top ▲

How do I Report Medical School Staff?

4-year and above degree-granting institutions with M.D. and/or D.O. programs report some data specifically for medical school staff. The data for these institutions are reported in three ways:

- **Combined:** On some screens, data are reported for medical school and non-medical school staff combined (Parts A1, B1, D, and H).
- **Separately:** On some screens, data are reported separately for non-medical school staff and for medical school staff (A2, B2, E).
- **Excluded:** Data are reported for NON-MEDICAL SCHOOL STAFF ONLY in Part G – Salaries.

Staff employed by or working in the medical school (M.D. and/or D.O.) component of a postsecondary institution, or in a freestanding medical school, should be reported as medical school staff. However, this does NOT include:

- Employees working strictly in a hospital associated with a medical school.
- Those who volunteer their services at the medical school.
- Those who work in health or allied health schools or departments such as dentistry, veterinary medicine, nursing, or dental hygiene – **unless** the health or allied health schools or departments are affiliated with (housed in or under the authority of) the medical school.

NOTE: Staff that are in health disciplines that are NOT considered part of a medical school must be reported on the non-medical school pages.

Free-Standing Hospitals and Medical Centers

Hospitals, medical centers, and other entities that offer postsecondary education programs as part of their mission should report only those staff who work full-time or part-time in the **postsecondary education division or component of the institution**. If a staff member works full-time for the institution - but only part-time in the postsecondary education division or component - for the purposes of this survey, that person should be reported as part-time in his or her occupational category in the postsecondary education division or component.

Top ▲

How do I report Research staff?

A staff member should be classified as "Research Staff" if the majority of their work is focused on conducting research, regardless of their title, academic rank, or tenure status.

Top ▲

How do I report Public service staff?

A staff member should be classified as "Public Service Staff" if the majority of their work is focused on carrying out public service activities. These would be staff members who work in agricultural extension services, clinical services, or continuing education, regardless of their title, academic rank, or tenure status. If the staff member is located off campus, such as in an extension office, they should still be classified as Public Service Staff as long as the majority of their work is focused on carrying out public service activities.

Top ▲

How do I report Postdoctoral staff?

Postdoctoral staff members should be classified based on where the majority of their work is performed. For example, if the postdoc spends the majority of their time conducting research they should be classified as "[Research Staff](#)". In addition, postdoctoral staff members typically do not have [faculty status](#) and they should be reported as "Without faculty status".

Top ▲

How do I report Managers and Supervisors?

The "[Management Occupations](#)" category is a direct match to the "11-0000 Management Occupations" SOC category. This category should include those staff whose job it is to plan, direct, or coordinate policies, programs, and may include some supervision of other workers. In addition, Postsecondary Deans should be classified in this category as well, even though they perform similar activities to the workers that they supervise.

All other supervisors should be categorized within the same category as the workers that they supervise. However, there is an exception for those that supervise workers in the Healthcare Support Occupations. For additional information please refer to the [2010 SOC Classification Principles](#) section of these instructions.

Top ▲

Who should be reported in the "Student and Academic Affairs and Other Education Services Occupations" category?

This category includes professionals who work in the areas of student activities, student admissions, student affairs, student career services, student enrollment, student financial aid, student registration and records, campus recreation services, and similar functions. Typically, the person who directs or heads the office would not be included in this category. For additional information on whom should be included in this category, as well as whom should be included in other categories, please see the [IPEDS/SOC Crosswalk](#).

Top ▲

How do I report Graduate Assistants?

Graduate Assistants are considered [part-time employees](#) and should be classified in the occupational category in which the majority of their work is performed. IPEDS only collects information for graduate assistants working in a subset of the occupational categories. Those primarily performing duties in other categories should be excluded. Additional information on reporting Graduate Assistants can be found in the [Reporting Graduate Assistants by Occupational Category](#) section of these instructions.

Top ▲

How do I report Salaries?

Historically, IPEDS has collected average annual salaries. Because there is variation in what an "annual" salary entails, IPEDS now calculates **equated 9 month salaries**. The salaries worksheet is used to determine average monthly salaries by collecting the number of [Instructional Staff](#) and the number of months they worked, along with the total annual salary outlays for the staff reported in the 12 months, 11 months, 10 months, and the 9 months columns on the salaries worksheet.

Full-time instructional staff should be reported based on the number of months during which they work during the year, NOT the number of months during which they are paid. Additional information on reporting Salaries data can be found in the instructions for [Part G - Salaries](#).

Top ▲

What is CUPA-HR and how will it help me categorize my staff?

CUPA-HR, or the College and University Professional Association for Human Resources, developed worksheets to assist institutions in classifying their staff members according to the 2010 SOC, and graciously offered them for use in IPEDS reporting, regardless of whether institutions are CUPA-HR members or not. These worksheets contain many positions in postsecondary education (which aren't specifically mentioned in the SOC itself) such as: registrar, bursar, alumni, outreach specialist, etc. These worksheets, along with Position Descriptions, can be found at: <http://www.cupahr.org/surveys/worksheets.aspx>.

Additional information on the CUPA-HR worksheets and additional resources to assist you with categorizing employees using the new HR occupational categories / 2010 SOC can be found in the [Resources for Classifying Employees Using the 2010 SOC Codes](#) section of these instructions.

Top ▲

Reporting Staff by Occupational Category

The occupational categories in the IPEDS HR component were changed in 2012-13 to align with the occupational categories in the 2010 Standard Occupational Classification (SOC) System.

Structure of the 2010 Standard Occupational Classification (SOC) System

The occupations in the SOC are classified at four levels of aggregation: 23 major groups, 97 minor groups, 461 broad occupations, and 840 detailed occupations. Each lower level of detail identifies a more specific group of occupations. (For more information refer to the table at http://www.bls.gov/soc/soc_structure_2010.pdf.)

Each item in the SOC is designated by a six-digit code:

- Major group codes end with 0000 (e.g., 25-0000 Education, Training, and Library Occupations)
- Minor group codes generally end with 000 (e.g., 25-1000 Postsecondary Teachers)
- Broad occupations end with 0 (e.g., 25-4020 Librarians)
- Detailed occupations end with a number other than 0 (e.g., 25-1191 Graduate Teaching Assistant)

IPEDS does not require institutions to manually code and report all occupations at the detailed SOC level. However, although coding at the 6-digit level is not required, it can make categorization more precise and would also provide supporting documentation if there were questions about why a given job was classified in a specific IPEDS category.

Most of the occupational data in IPEDS will be collected at the higher, major 2-digit level (e.g., 11-0000 Management Occupations).

However, there are a few instances where data will be collected at a lower level such as Postsecondary Teachers; Librarians, Curators, and Archivists; Library Technicians; and Graduate Assistants-Teaching. For IPEDS purposes, institutions should report their employees in the occupational categories defined in the IPEDS HR survey.

The IPEDS HR occupational categories and the associated SOC codes are provided below and at http://nces.ed.gov/ipeds/resource/download/IPEDS_HR_2012-13_and_2010_SOC_Crosswalk.pdf.

Top ▲

2010 SOC Classification Principles

The SOC Classification Principles form the basis on which the SOC system is structured.

1. The SOC covers all occupations in which work is performed for pay or profit, including work performed in family-operated enterprises by family members who are not directly compensated. It excludes occupations unique to volunteers. Each occupation is assigned to only one occupational category at the lowest level of the classification.
2. Occupations are classified based on work performed and, in some cases, on the skills, education, and/or training needed to perform the work at a competent level.
3. Workers primarily engaged in planning and directing are classified in management occupations in Major Group 11-0000. Duties of these workers may include supervision.
4. Supervisors of workers in Major Groups 13-0000 through 29-0000 *usually* have work experience and perform activities similar to those of the workers they supervise, and therefore are classified with the workers they supervise. **
5. Workers in Major Group 31-0000 Healthcare Support Occupations assist and are usually supervised by workers in Major Group 29-0000 Healthcare Practitioners and Technical Occupations. Therefore, there are no first-line supervisor occupations in Major Group 31-0000.
6. Workers in Major Groups 33-0000 through 53-0000 whose primary duty is supervising are classified in the appropriate first-line supervisor category because their work activities are distinct from those of the workers they supervise.
7. Apprentices and trainees are classified with the occupations for which they are being trained, while helpers and aides are classified separately because they are not in training for the occupation they are helping.
8. If an occupation is not included as a distinct detailed occupation in the structure, it is classified in an appropriate "All Other" (or residual) occupation. "All Other" occupations are placed in the structure when it is determined that the detailed occupations comprising a broad occupation group do not account for all of the workers in the group. These occupations appear as the last occupation in the group, with a code ending in "9", and are identified in their title by having "All Other" appear at the end.
9. The U.S. Bureau of Labor Statistics and the U.S. Census Bureau are charged with collecting and reporting data on total U.S. employment across the full spectrum of SOC major groups. Thus, for a detailed occupation to be included in the SOC, either the Bureau of Labor Statistics or the Census Bureau must be able to collect and report data on that occupation.

** Postsecondary administrators such as Deans are classified as 11-000 Management occupations.

Top ▲

Additional Information from the 2010 SOC Coding Guidelines

Job Titles That Could be Coded in More than One SOC Occupational Category

An employee should be reported in only one SOC occupational category.

When workers in a single job could be coded in more than one occupation, they should be coded in the occupation that requires the highest level of skill. If there is no measurable difference in skill requirements, workers should be coded in the occupation in which they spend the most time. Workers whose job is to teach at different levels (e.g., elementary, middle, or secondary) should be coded in the occupation corresponding to the highest educational level they teach.

Determining Supervisory Category for Major Groups 33-0000 through 53-0000

Workers in Major Groups 33-0000 through 53-0000 who spend 80 percent or more of their time performing supervisory activities are coded in the appropriate first-line supervisor category in the SOC. In these same Major Groups (33-0000 through 53-0000), persons with supervisory duties who spend less than 80 percent of their time supervising are coded with the workers they supervise.

Top ▲

Comparison of the 2017-18 IPEDS HR Occupational Categories to the 2010 SOC Occupational Categories

(see crosswalk below for complete information)

The IPEDS HR occupational categories and the 2010 SOC occupational categories are similar for several of the categories that directly match (e.g., 11-0000 Management Occupations).

However, they differ in three major ways:

- There are 13 broad IPEDS HR occupational categories and 23 major SOC categories.
 - Several of the IPEDS HR occupational categories represent combinations of separate SOC categories, e.g., the HR category "Service Occupations" includes five SOC categories.

- The major SOC category "Education, Training, and Library Occupations" (25-0000) is reported in the IPEDS HR survey at a more detailed level: "Postsecondary Teachers"; "Librarians, Curators, and Archivists"; "Student and Academic Affairs and Other Education Services Occupations"; and "Graduate Assistants-Teaching"
- The category "Graduate Assistants-Research" does not have a single associated SOC code.
- The SOC "Military Specific Occupations" (55-0000) category is not included in IPEDS reporting because the IPEDS HR component collects data on civilian staff only.

Top ▲

Crosswalk for Degree-Granting Institutions

2017-18 IPEDS Human Resources Occupational Categories to the 2010 Standard Occupational Classification (SOC) Occupational Categories

2017-18 IPEDS HR Occupational Categories	2010 SOC Occupational Categories
Education, Training, and Library Occupations	<u>25-0000 Education, Training, and Library Occupations</u>
<p>Educational Occupations</p> <ul style="list-style-type: none"> • Instructional Staff <ul style="list-style-type: none"> ◦ Primarily Instruction ◦ Instruction Combined with Research and/or Public Service • Research staff • Public Service staff 	<u>25-1000 Postsecondary Teachers</u>
<p>Library and Instructional Support Occupations</p> <ul style="list-style-type: none"> • Librarians, Curators, and Archivists <ul style="list-style-type: none"> ◦ Archivists, Curators, and Museum Technicians ◦ Librarians ◦ Library Technicians • Student and Academic Services and Other Education Occupations 	<u>25-4000 Librarians, Curators, and Archivists</u> <u>25-4010 Archivists, Curators, and Museum Technicians</u> <u>25-4020 Librarians</u> <u>25-4030 Library Technicians</u> <u>25-2000 Preschool, Primary, Secondary, and Special Education School Teachers</u> <u>25-3000 Other Teachers and Instructors</u> <u>25-9000 Other Education, Training, and Library Occupations</u>
Other Occupations	
Management Occupations	<u>11-0000 Management Occupations</u>
Business and Financial Operations Occupations	<u>13-0000 Business and Financial Operations Occupations</u>
Computer, Engineering, and Science Occupations	<u>15-0000 Computer and Mathematical Occupations</u> <u>17-0000 Architecture and Engineering Occupations</u> <u>19-0000 Life, Physical, and Social Science Occupations</u>
Community, Social Service, Legal, Arts, Design, Entertainment, Sports, and Media Occupations	<u>21-0000 Community and Social Service Occupations</u> <u>23-0000 Legal Occupations</u> <u>27-0000 Arts, Design, Entertainment, Sports, and Media Occupations</u>
Healthcare Practitioners and Technical Occupations	<u>29-0000 Healthcare Practitioners and Technical</u>

	Occupations
Service Occupations	31-0000 Healthcare Support Occupations 33-0000 Protective Service Occupations 35-0000 Food Preparation and Serving Related Occupations 37-0000 Building and Grounds Cleaning and Maintenance Occupations 39-0000 Personal Care and Service Occupations
Sales and Related Occupations	41-0000 Sales and Related Occupations
Office and Administrative Support Occupations	43-0000 Office and Administrative Support Occupations
Natural Resources, Construction, and Maintenance Occupations	45-0000 Farming, Fishing, and Forestry Occupations 47-0000 Construction and Extraction Occupations 49-0000 Installation, Maintenance, and Repair Occupations
Production, Transportation, and Material Moving Occupations	51-0000 Production Occupations 53-0000 Transportation and Material Moving Occupations
<i>Not applicable to HR Survey (Military Specific Occupations are not reported in the IPEDS HR survey)</i>	55-0000 Military Specific Occupations
Graduate Assistants	
Graduate Assistants - Teaching	25-1191 Graduate Teaching Assistant
Graduate Assistants - Research	<i>There is no single SOC Code associated with this IPEDS Occupational Category</i>
Graduate Assistants - Other	25-4000 Librarians, Curators, and Archivists 25-4010 Archivists, Curators, and Museum Technicians 25-4020 Librarians 25-4030 Library Technicians 25-2000 Preschool, Primary, Secondary, and Special Education School Teachers 25-3000 Other Teachers and Instructors 25-9000 Other Education, Training, and Library Occupations 11-0000 Management Occupations 13-0000 Business and Financial Operations Occupations 15-0000 Computer and Mathematical Occupations 17-0000 Architecture and Engineering Occupations

	19-0000 Life, Physical, and Social Science Occupations 21-0000 Community and Social Service Occupations 23-0000 Legal Occupations 27-0000 Arts, Design, Entertainment, Sports, and Media Occupations 29-0000 Healthcare Practitioners and Technical Occupations
Graduate Assistants in occupational categories other than those listed above are not reported in the HR Survey	

Top ▲

Reporting Instructional Staff by Occupational Category

SOC category 25-1000, Postsecondary Teachers, includes the following IPEDS occupational categories:

- **Instructional Staff**
In the HR survey component, Instructional Staff is defined as the combined category of Primarily Instruction AND Instruction Combined with Research and/or Public Service.
- **Primarily Instruction**
Persons whose specific assignments customarily are made for the purpose of providing instruction or teaching. Regardless of title, faculty status, academic rank, or tenure status, these employees formally spend the majority of their time providing instruction or teaching.
- **Instruction combined with research and/or public service**
Persons for whom it is not possible to differentiate between instruction or teaching, research, and public service because each of these functions is an integral component of his/her regular assignment. Regardless of title, faculty status, academic rank, or tenure status, these employees formally spend the majority of their time providing instruction, research, and/or public service.

Top ▲

Note regarding the use of the "Postsecondary Teachers" Terminology:

Postsecondary Teachers is an occupational category in the 2010 Standard Occupational Classification (SOC) Manual with the SOC code 25-1000. This category is not an IPEDS reporting category because staff generally regarded by institutions as "faculty" are not only instructional staff, but can be research staff and public service staff as well. Postsecondary Teachers is not a good description of these occupational categories on postsecondary campuses, and introduces confusion into the reporting done by institutions.

However, because of the requirement to align with the SOC, all three categories (instructional staff, research staff, and public service staff) are included individually under the Postsecondary Teachers category in the IPEDS Data Center, with explanations.

Top ▲

Reporting Graduate Assistants by Occupational Category

For IPEDS purposes, graduate assistants are considered part-time employees and should be reported on the graduate assistant screen located in the part-time section of the survey.

Listed below are the graduate assistant categories that are included in the HR survey:

- **Graduate Assistant - Teaching** [SOC Detailed Occupation 25-1191 <http://www.bls.gov/soc/2010/soc251191.htm>]
Assist faculty or other instructional staff in postsecondary institutions by performing teaching or teaching related duties, such as teaching lower level courses, developing teaching materials, preparing and giving examinations, and grading examinations or papers. Graduate teaching assistants must be enrolled in a graduate school program. Excludes "Teacher Assistant" (25-9041).

Graduate Assistants in Non-Instructional Occupational Categories

Graduate assistants who primarily perform non-teaching duties, such as health care, should be reported in the occupational category related to the work performed. For example, a graduate assistant updating websites in the IT department should be reported as a graduate assistant in the IPEDS HR occupational category "Computer, Engineering, and Science Occupations".

- **Graduate Assistant - Research** Persons whose specific assignments customarily are made for the purpose of conducting research.
- **Graduate Assistant - Other** Persons in the following former Non-Instructional Occupation Categories:
 - Graduate Assistant - Management
 - Graduate Assistant - Business and Financial Operations
 - Graduate Assistant - Computer, Engineering, and Science
 - Graduate Assistant - Community, Social Service, Legal, Arts, Design, Entertainment, Sports, and Media
 - Graduate Assistant - Library and Student and Academic Affairs and Other Education Services
 - Graduate Assistant - Healthcare Practitioners and Technical

Note: Public Service is not included in the above categories as recommended by the IPEDS Technical Review Panel.

Top ▲

Resources for Classifying Employees Using the 2010 SOC Codes

Several resources to assist institutions with classifying employees using the 2010 SOC codes are provided in the IPEDS Human Resources/SOC Information Center <http://nces.ed.gov/ipeds/resource/soc.asp>.

- [New IPEDS Occupational Categories and 2010 SOC](#)
- [2017-18 HR Survey Screens, Instructions, and Frequently Asked Questions](#)
- [Comparison of New IPEDS Occupational Categories with Previous IPEDS Categories](#)
- [Web Tutorials](#)

Tools:

- Resource provided by CUPA-HR:
CUPA-HR has developed a resource that may assist institutions and keyholders. The position description spreadsheets are publicly available on the CUPA-HR website and provide suggestions for mapping administrator and professional positions to SOC codes and corresponding IPEDS occupational categories (<http://www.cupahr.org/surveys/worksheets.aspx>).
- SOC Browse Tool (<https://surveys.nces.ed.gov/ipeds/VisHRSOCBrowse.aspx>)
Browse the entire SOC to see codes, titles, descriptions, and corresponding IPEDS occupational categories.

2010 SOC Resources:

Several Resources can be downloaded from the [2010 SOC Home Page](#):

- The 2010 SOC User Guide*
 - What's New in the 2010 SOC
 - Classification Principles and Coding Guidelines, 2010 SOC
 - Standard Occupational Classification Principles and Coding Structure, 2010 SOC
 - FAQs and Acknowledgements, 2010 SOC
- 2010 SOC Structure
- 2010 SOC Definitions
- Type of Change by Detailed Occupation, 2010 SOC
- Alphabetical Index to the 2010 SOC
- Direct Match Title File, 2010 SOC

This file, sorted by SOC code, lists associated job titles for detailed SOC occupations. (Excel file can be sorted by job title.)

- Sorted by Direct Match title
This file, sorted by job title, lists associated SOC codes for specific job titles
- Chronological list of changes to the Direct Match Title File
- Updating the Direct Match Title File

* Copies of the 2010 SOC manual in hard cover or CD-ROM are available to the public from the U.S. Department of Commerce National Technical Information Service. Please call (703) 605-6000 or 1-800-553-NTIS (6847), or visit the web site (<http://www.ntis.gov/products/soc.aspx>) to receive either a printed copy (\$45) or a CDROM (\$55).

Top ▲

Part B: Full-time Non-instructional Staff by Occupational Category and Medical School Status

On this screen, report the number of full-time non-instructional staff at the institution by medical school status and occupational category as of November 1, 2017 for each of the following:

- Service Occupations (31-0000 + 33-0000 + 35-0000 + 37-0000 + 39-0000)
- Sales and Related Occupations (41-0000)
- Office and Administrative Support Occupations (43-0000)
- Natural Resources, Construction, and Maintenance Occupations (45-0000 + 47-0000 + 49-0000)
- Production, Transportation, and Material Moving Occupations (51-0000 + 53-0000)

All staff must be reported using the new IPEDS occupational categories, which align with the 2010 Standard Occupational Classification (SOC) codes.

Report each employee only once. If an employee in a single job could be coded in more than one occupation:

- Code the employee in the occupation that requires the highest level of skill

-OR-

- if there is no measurable difference in skill requirements, code the employee in the occupation in which they spend the most time

For information on who to include/exclude, click [here](#). For SOC Classification Principles and Coding Guidelines, click [here](#).

Provide the number of **Non-medical school staff** and the number of **Medical school staff** for each of the occupational categories listed on this screen.

Key Reporting Concepts

Part G1: Salary Worksheet

Full-time, Non-medical School, Instructional Staff. On this screen, report the number of full-time, non-medical school, instructional staff at the institution by gender and academic rank. Academic ranks include Professors, Associate professors, Assistant

professors, Instructors, Lecturers, and No academic rank. Counts should be reported based on the number of months of work covered by the annual salary paid to the employee: 12 months, 11 months, 10 months, 9 months, and less than 9 months. This includes instructional staff *with* and *without* faculty status. The number of months reported should correspond with the number of months worked (which may differ from the number of months over which they are paid).

For each gender and academic rank category, the system will calculate:

1. The total number of staff reported (i.e. the sum of the values entered in the less than 9 months, 9 months, 10 months, 11 months, and 12 months categories);
2. Total staff for salary reporting (i.e., the sum of the values entered in the 12 months, 11 months, 10 months, and 9 months categories).

The total staff for salary reporting values will be used on the Salaries Part G3 to calculate annual average salaries.

Key Reporting Concepts:

Part G2: Salary Outlays for Full-time Instructional Staff by Gender and Academic Rank

On this screen, report the TOTAL ANNUAL salary outlays for the full-time, non-medical school, instructional staff reported on the previous screen, by gender and academic rank. This should include the staff reported in the 12 months, 11 months, 10 months, and 9 months categories. Do NOT include salary outlays for employees whose annual salary covers fewer than 9 months worked. For information on who to include/exclude, click [here](#).

The **Total staff for salary reporting** from the **Part G - Salaries Worksheet** are displayed for your reference. Using the data provided, the system will calculate the **equated 9 months**, by academic rank and gender.

Report total annual salary outlays for 2017-18

Include all full-time, non-medical school, instructional staff – with and without faculty status.

Salary outlays (combined salaries of all staff) should include base salaries only – no supplements, overloads or bonuses. Additional stipends for administrative, managerial or other responsibilities should NOT be included in the salary outlays data for instructional staff.

Staff on leave. When reporting staff on sabbatical leave and staff who are on leave, but remain on the payroll of the institution, report such persons at their regular salaries even though the staff may be receiving a reduced annuity while on leave.

New hires. Even if staff were not employed for an entire year as of the snapshot date, their entire base annual salary should be reported in Part G, as applicable.

Key Reporting Concepts:

Part G4: Salary Outlays for Full-time Non-instructional Staff by Occupational Category

On this screen, report the TOTAL ANNUAL salary outlays for full-time, non-medical school, non-instructional staff at the institution by occupational category. (The total number of full-time, non-medical school, non-instructional staff is carried forward from the previous screens for your reference.) These totals are not disaggregated by race/ethnicity and gender.

For information on who to include/exclude, click [here](#). For SOC Classification Principles and Coding Guidelines, click [here](#).

Report total annual salary outlays for 2017-18

Include all full-time, non-medical school, non-instructional staff *with* and *without* faculty status.

The salary outlays (combined salaries of all staff) should include base salaries only – no supplements, overloads or bonuses.

Staff on leave. When reporting staff on sabbatical leave and staff who are on leave, but remain on the payroll of the institution, report such persons at their regular salaries even though the staff may be receiving a reduced annuity while on leave.

New hires. Even if staff were not employed for an entire year as of the snapshot date, their entire base annual salary should be reported in Part G, as applicable.

Term	Definition
Academic Rank	A status designated by the institution according to the institution's policies. The IPEDS HR survey includes the ranks of Professor, Associate Professor, Assistant Professor, Instructor, and Lecturer.
Adjunct instructional staff	Non-tenure track <u>instructional staff</u> serving in a temporary or auxiliary capacity to teach specific courses on a course-by-course basis. Includes both instructional staff who are hired to teach an academic degree-credit course and those hired to teach a remedial, developmental, or ESL course; whether the latter three categories earn college <u>credit</u> is immaterial. Excludes regular part-time instructional staff (who, unlike adjuncts are not paid on a course-by-course basis), graduate assistants, full-time <u>professional staff</u> of the institution who may teach individual courses (such as a dean or academic advisor), and appointees who teach non-credit courses exclusively.
American Indian or Alaska Native	A person having origins in any of the original peoples of North and South America (including Central America) who maintains cultural identification through tribal affiliation or community attachment.
Annual contract or employment agreement	An annually-renewable contract or employment agreement that is in effect for a stated annual period within one year of execution, and may be equal to a period of 365 days, or a standard academic year, or the equivalent. Does not include contracts for partial year periods such as a single semester, quarter, term, block, or course.
Archivists, Curators, and Museum Technicians	An occupational category based on the broad occupation in the 2010 Standard Occupational Classification (SOC) Manual called "Archivists, Curators, and Museum Technicians." For detailed information, refer to the following website: http://www.bls.gov/soc/2010/soc254010.htm .
Asian	A person having origins in any of the original peoples of the Far East, Southeast Asia, or the Indian Subcontinent, including, for example, Cambodia, China, India, Japan, Korea, Malaysia, Pakistan, the Philippine Islands, Thailand, and Vietnam.
Black or African American	A person having origins in any of the black racial groups of Africa.
Business and Financial Operations Occupations	An occupational category based on the major group in the 2010 Standard Occupational Classification (SOC) Manual called "Business and Financial Operations Occupations." For detailed information refer to the following website: http://www.bls.gov/soc/2010/soc130000.htm .
Casual employees	Persons who are hired to work during peak times such as those that help at registration time or those that work in the bookstore for a day or two at the start of a session.
Community, Social Service, Legal, Arts, Design, Entertainment, Sports, and Media Occupations	An occupational category based on the following three major groups in the 2010 Standard Occupational Classification (SOC) Manual: 1) Community and Social Service Occupations (http://www.bls.gov/soc/2010/soc210000.htm); 2) Legal Occupations (http://www.bls.gov/soc/2010/soc230000.htm); and 3) Arts, Design, Entertainment, Sports, and Media Occupations (http://www.bls.gov/soc/2010/soc270000.htm).
Computer, Engineering, and Science Occupations	An occupational category based on the following three major groups in the 2010 Standard Occupational Classification (SOC) Manual: 1) Computer and Mathematical Occupations (http://www.bls.gov/soc/2010/soc150000.htm); 2) Architecture and Engineering Occupations (http://www.bls.gov/soc/2010/soc170000.htm); and 3) Life, Physical, and Social Science Occupations (http://www.bls.gov/soc/2010/soc190000.htm).
Faculty Status	A status designated by the institution according to the institution's policies. "Faculty" may include staff with academic appointments (instruction, research, public service) and other staff members who are appointed as faculty members. The designation "faculty" is separate from the activities to which the staff members are currently assigned. For example, a president, provost, or librarian may also be appointed as a faculty member. For IPEDS reporting, graduate assistants do not have faculty status.
Full-time staff (employees)	As defined by the institution. The type of appointment at the snapshot date determines whether an employee is full-time or part-time. The employee's term of contract is not considered in making the determination of full- or part-time.
Graduate Assistants (Other)	An occupational category based on the detailed occupation in the 2010 Standard Occupational Classification (SOC) Manual called "Management Occupations" (SOC code 11-0000), "Business and Financial Operations Occupations" (SOC code 13-0000), "Computer and Mathematical Occupations" (SOC code 15-0000), "Architecture and Engineering Occupations" (SOC code 17-0000), "Life, Physical, and Social Science Occupations" (SOC code 19-0000), "Community and Social Service Occupations" (SOC code 21-0000), "Legal Occupations" (SOC code 23-0000), "Arts, Design, Entertainment, Sports, and Media Occupations" (SOC code 27-0000), "Librarians, Curators, and Archivists" (SOC code 25-4000), "Archivists, Curators, and Museum Technicians" (SOC code 25-4010), "Librarians" (SOC code 25-4020), "Library Technicians" (SOC code 25-4030), "Preschool, Primary, Secondary, and Special Education School Teachers" (SOC code 25-2000), "Other Teachers and Instructors" (SOC code 25-3000), "Other Education, Training, and Library Occupations" (SOC code 25-9000) and "Healthcare Practitioners and Technical Occupations" (SOC code 29-0000). For detailed information, refer to the following website: http://www.bls.gov/soc/2010/soc251191.htm .
Graduate Assistants (Research)	An occupational category used to classify graduate assistants whose specific assignments customarily are made for the purpose of conducting research.
Graduate Assistants (Teaching)	An occupational category based on the detailed occupation in the 2010 Standard Occupational Classification (SOC) Manual called "Graduate Assistant - Teaching" (SOC code 25-1191). For detailed information, refer to the following website: http://www.bls.gov/soc/2010/soc251191.htm .
Healthcare Practitioners and Technical Occupations	An occupational category based on the major group in the 2010 Standard Occupational Classification (SOC) Manual called "Healthcare Practitioners and Technical Occupations." For detailed information refer to the following website: http://www.bls.gov/soc/2010/soc290000.htm .
Hispanic/Latino	A person of Cuban, Mexican, Puerto Rican, South or Central American, or other Spanish culture or origin, regardless of race.
Indefinite duration (continuing or at-will) contract or employment agreement	A contract or employment agreement that has an indefinite duration (<u>continuing, at-will</u>).
Instruction combined with research and/or public service	An occupational category used to classify persons for whom it is not possible to differentiate between instruction or teaching, research, and public service because each of these functions is an integral component of his/her regular assignment. Regardless of title, academic rank, or tenure status, these employees formally spend the majority of their time providing instruction, research, and/or public service.
Instructional Staff	An occupational category that is comprised of staff who are either: 1) <u>Primarily Instruction</u> or 2) <u>Instruction combined with research and/or public service</u> . The intent of the Instructional Staff category is to include all individuals whose primary occupation includes instruction at the institution.
Integrated Postsecondary Education Data System (IPEDS)	The Integrated Postsecondary Education Data System (IPEDS), conducted by the <u>NCES</u> , began in 1986 and involves annual institution-level data collections. All <u>postsecondary institutions</u> that have a <u>Program Participation Agreement</u> with the Office of Postsecondary Education (OPE), U.S. Department of Education (throughout IPEDS referred to as "Title IV") are required to report data using a web-based <u>data collection system</u> . IPEDS currently consists of the following components: <u>Institutional Characteristics (IC)</u> ; <u>12-month Enrollment (E12)</u> ; <u>Completions (C)</u> ; <u>Admissions (ADM)</u> ; <u>Student Financial Aid (SFA)</u> ; <u>Human Resources (HR)</u> composed of Employees by Assigned Position, Fall Staff, and Salaries; <u>Fall Enrollment (EF)</u> ; <u>Graduation Rates (GR)</u> ; <u>Outcome Measures (OM)</u> ; <u>Finance (F)</u> ; and <u>Academic Libraries (AL)</u> .
Less-than-annual contract or employment agreement	A contract or employment agreement that is in effect for a partial year period of less than 365 days, or less than a standard academic year or the equivalent. Includes contracts for partial year periods such as a single semester, quarter, term, block, or course.
Librarians	An occupational category based on the broad occupation in the 2010 Standard Occupational Classification (SOC) Manual called "Librarians." For detailed information, refer to the following website: http://www.bls.gov/soc/2010/soc254020.htm .
Library and Student and Academic Affairs and Other Education Services Occupations	An occupational category consisting of the following: 1. <u>Archivists, Curators, and Museum Technicians</u> 2. <u>Librarians</u> 3. <u>Library Technicians</u> 4. <u>Student and Academic Affairs and Other Education Services Occupations</u>
Library Technicians	An occupational category based on the broad occupation in the 2010 Standard Occupational Classification (SOC) Manual called "Library Technicians." For detailed information, refer to the following website: http://www.bls.gov/soc/2010/soc254030.htm .
Management Occupations	An occupational category based on the major group in the 2010 Standard Occupational Classification (SOC) Manual called "Management Occupations." For detailed information refer to the following website: http://www.bls.gov/soc/2010/soc110000.htm .

Medical school staff	Staff employed by or staff working in the medical school (Doctor of Medicine [M.D.] and/or Doctor of Osteopathic Medicine [D.O.]) component of a postsecondary institution or in a free standing medical school. Does not include staff employed by or employees working strictly in a hospital associated with a medical school or those who work in health or allied health schools or departments such as dentistry, veterinary medicine, nursing or dental hygiene unless the health or allied health schools or departments are affiliated with (housed in or under the authority of) the medical school.
Multi-year contract or employment agreement	A contract or employment agreement that is in effect for more than one year (e.g., more than 365 days). The renewal period of a multi-year contract is not on an annual basis (e.g., a 5-year multi-year contract is renewed every 5 years NOT annually).
Multi-year or continuing or at-will contract or employment agreement (old definition)	A contract or employment agreement that is in effect for more than one year (e.g., more than 365 days) or that has an indefinite duration (<u>continuing, at-will</u>). The renewal period of a multi-year contract is not on an annual basis (e.g., a 5-year multi-year contract is renewed every 5 years NOT annually).
Native Hawaiian or Other Pacific Islander	A person having origins in any of the original peoples of Hawaii, Guam, Samoa, or other Pacific Islands.
Natural Resources, Construction, and Maintenance Occupations	An occupational category based on the following three major groups in the 2010 Standard Occupational Classification (SOC) Manual: 1) Farming, Fishing, and Forestry Occupations (http://www.bls.gov/soc/2010/soc450000.htm); 2) Construction and Extraction Occupations (http://www.bls.gov/soc/2010/soc470000.htm); and 3) Installation, Maintenance, and Repair Occupations (http://www.bls.gov/soc/2010/soc490000.htm).
New hires	Persons who were hired for full-time permanent employment either for the first time (new to the institution) or after a break in service between November 1, 2015 and October 31, 2016. Does not include persons who have returned from sabbatical leave OR full-time Postsecondary Staff who are working less-than-9-month contracts.
Non-medical school staff	See <u>Institution's staff</u> (not in medical schools)
Nonresident alien	A person who is not a citizen or national of the United States and who is in this country on a visa or temporary basis and does not have the right to remain indefinitely.
Not on tenure track	Personnel positions that are considered non-tenure earning positions.
Office and Administrative Support Occupations	An occupational category based on the major group in the 2010 Standard Occupational Classification (SOC) Manual called "Office and Administrative Support Occupations." For detailed information refer to the following website: http://www.bls.gov/soc/2010/soc430000.htm .
Part-time staff (employees)	As determined by the institution. The type of appointment at the snapshot date determines whether an employee is full-time or part-time. The employee's term of contract is not considered in making the determination of full- or part-time. <u>Casual employees</u> (hired on an ad-hoc basis or occasional basis to meet short-term needs) and students in the <u>College Work-Study Program (CWS)</u> are not considered part-time staff.
Postsecondary Teachers	An occupational category in the 2012 Standard Occupational Classification (SOC) Manual with the SOC code 25-1000. This category is not an IPEDS reporting category.
Primarily Instruction	An occupational category used to classify persons whose specific assignments customarily are made for the purpose of providing instruction or teaching. Regardless of title, academic rank, or tenure status, these employees formally spend the majority of their time providing instruction or teaching.
Production, Transportation, and Material Moving Occupations	An occupational category based on the following two major groups in the 2010 Standard Occupational Classification (SOC) Manual: 1) Production Occupations (http://www.bls.gov/soc/2010/soc510000.htm) and 2) Transportation and Material Moving Occupations (http://www.bls.gov/soc/2010/soc530000.htm).
Public Service staff	An occupational category used to classify persons whose specific assignments customarily are made for the purpose of carrying out public service activities such as agricultural extension services, clinical services, or continuing education. Regardless of title, academic rank, or tenure status, these employees formally spend the majority of their time carrying out public service activities. (This category includes employees with a public service assignment regardless of the location of the assignment (e.g., in the field rather than on campus)). (This category was called Primarily public service prior to 2012-13.)
Race and ethnicity unknown	The category used to report students or employees whose race and ethnicity are not known.
Race/ethnicity	Categories developed in 1997 by the Office of Management and Budget (OMB) that are used to describe groups to which individuals belong, identify with, or belong in the eyes of the community. The categories do not denote scientific definitions of anthropological origins. The designations are used to categorize U.S. citizens, resident aliens, and other eligible non-citizens. Individuals are asked to first designate ethnicity as: - <u>Hispanic or Latino</u> or - Not Hispanic or Latino Second, individuals are asked to indicate all races that apply among the following: - <u>American Indian or Alaska Native</u> - <u>Asian</u> - <u>Black or African American</u> - <u>Native Hawaiian or Other Pacific Islander</u> - <u>White</u>
Research Staff	An occupational category used to classify persons whose specific assignments customarily are made for the purpose of conducting research. Regardless of title, academic rank, or tenure status, these employees formally spend the majority of their time conducting research. (This category was called Primarily research prior to 2012-13.)
Sales and Related Occupations	An occupational category based on the major group in the 2010 Standard Occupational Classification (SOC) Manual called "Sales and Related Occupations." For detailed information refer to the following website: http://www.bls.gov/soc/2010/soc410000.htm .
Service Occupations	An occupational category based on the following five major groups in the 2010 Standard Occupational Classification (SOC) Manual: 1) Healthcare Support Occupations (http://www.bls.gov/soc/2010/soc310000.htm); 2) Protective Service Occupations (http://www.bls.gov/soc/2010/soc330000.htm); 3) Food Preparation and Serving Related Occupations (http://www.bls.gov/soc/2010/soc350000.htm); 4) Building and Grounds Cleaning and Maintenance Occupations (http://www.bls.gov/soc/2010/soc370000.htm); and 5) Personal Care and Service Occupations (http://www.bls.gov/soc/2010/soc390000.htm).
Student and Academic Affairs and Other Education Services Occupations	An occupational category based on the following three minor groups in the 2010 Standard Occupational Classification (SOC) Manual: 1) Pre-school, Primary, Secondary, and Special Education School Teachers (http://www.bls.gov/soc/2010/soc250000.htm#25-2000); 2) Other Teachers and Instructors (http://www.bls.gov/soc/2010/soc250000.htm#25-3000); and 3) Other Education, Training, and Library Occupations (http://www.bls.gov/soc/2010/soc250000.htm#25-9000).
Tenure	Status of a personnel position with respect to permanence of the position.
Tenure track	Personnel positions that lead to consideration for <u>tenure</u> .
Title IV institution	An institution that has a written agreement with the Secretary of Education that allows the institution to participate in any of the Title IV federal student financial assistance programs (other than the State Student Incentive Grant (SSIG) and the National Early Intervention Scholarship and Partnership (NEISP) programs).
White	A person having origins in any of the original peoples of Europe, the Middle East, or North Africa.



Human Resources

Click one of the following questions to view the answer.

General

- 1) [How often are data for the IPEDS HR survey collected?](#)
- 2) [How do I know if I must complete the Equal Employment Opportunity Commission \(EEOC\) EEO-1 survey form?](#)
- 3) [Should I include full-time staff who are paid by another entity or who are paid indirectly by my institution?](#)
- 4) [How do I know if my data are consistent across parts?](#)
- 5) [Can I change my data after completing a part?](#)
- 6) [Why do I keep receiving error messages about missing data when I have entered all necessary data for my institution?](#)
- 7) [My institution has staff for which gender is unknown. Since there is no place to report "gender unknown" on the IPEDS data collection screens, how should we report these individuals?](#)
- 8) [What is the relationship between the EEO-6 form and IPEDS?](#)

Nondegree-granting institutions

- 1) [How should I classify my school's receptionist?](#)
- 2) [How do I report Managers and Supervisors?](#)
- 3) [How do I report teachers?](#)
- 4) [We're a very small school, and all our staff have job duties in more than one area? How do I report them?](#)

Degree-granting institutions

- 1) [My tenured and tenure-track faculty are generally expected to devote 40 percent time and effort to teaching, 40 percent to research, and 20 percent to service. Both teaching and research performance are evaluated for promotion and tenure decisions. "Instruction, research, and/or public service" describes their work far better than "Primarily instruction." Where should I report these tenured and tenure-track faculty?](#)
- 2) [Should instructional staff who provide instruction in non-credit courses be included in the HR component?](#)
- 3) [Should I include in the IPEDS survey a professor who teaches courses via distance education and who is not based out of the college?](#)
- 4) [How should I count Deans and Vice Presidents \(VP\) who are tenured staff?](#)
- 5) [Where do we report research professionals who do not have faculty status?](#)
- 6) [How do I categorize employees such as research scientists and research engineers?](#)
- 7) [How should research assistants, associates, etc. be classified?](#)
- 8) [Do we include guest lecturers when we report to IPEDS?](#)
- 9) [How do we handle individuals who are employees and also taking courses?](#)
- 10) [How are data on library-related occupations collected?](#)
- 11) [The certified public accountant \(CPA\) in my office has spent the past 10 years working solely in that capacity; however, recently, the CPA was asked to split half his time performing his regular, on-going duties as a CPA and the other half of his time preparing time-cards and other duties generally performed by payroll clerks. What occupational category should I place this person in within the IPEDS HR survey?](#)
- 12) [My institution has a graduate assistant who assists with updating the website for the computer department. How should I code this person in IPEDS?](#)
- 13) [What is meant by "medical school" staff?](#)
- 14) [Who should I report as "Without faculty status"?](#)
- 15) [If a person currently employed by an institution accepts a new full-time position within the institution, is that person considered a new hire?](#)
- 16) [How are salaries reported for new hires that have not worked a full year as of the snapshot date?](#)
- 17) [We have a new instructional staff member who was hired for a 3 year period. Her pay was funded by a 3-year grant and her job could be picked up again if we receive another grant. Should we report her as a permanent new hire?](#)
- 18) [How should full-time instructional staff on a "confidential payroll" \(where salary is unavailable\) be handled?](#)
- 19) [Are salary data collected from all institutions?](#)
- 20) [How do I report Instructional Staff?](#)
- 21) [How do I report Instructional Staff by Academic Rank?](#)
- 22) [How do I report Instructional Staff by Contract Length?](#)
- 23) [How do I report Research Staff?](#)
- 24) [How do I report Public Service Staff?](#)
- 25) [How do I report Postdoctoral Staff?](#)
- 26) [How do I report Graduate Assistants?](#)
- 27) [How do I report Adjunct Instructional Staff?](#)
- 28) [How do I report Managers and Supervisors?](#)
- 29) [Who should be reported in the "Student and Academic Services and Other Education Occupations" category?](#)
- 30) [How do I report staff by Tenure Status?](#)
- 31) [How do I report staff by Faculty Status?](#)
- 32) [How do I report salaries for instructional staff?](#)
- 33) [What is CUPA-HR, and how will it help me categorize my staff?](#)

IPEDS and SOC

- 1) [What is the SOC?](#)
- 2) [What is the purpose of the Standard Occupational Classification \(SOC\) system?](#)
- 3) [How are occupations classified in the SOC?](#)
- 4) [How is the SOC structured?](#)
- 5) [Where can I find definitions of the 2010 SOC occupations?](#)
- 6) [Where can I find additional information about the SOC system?](#)

- 7) [When will the next SOC revision take place?](#)
- 8) [Why did NCES change the occupational categories in the IPEDS HR survey in 2012-13?](#)
- 9) [Is there a summary of resources that relate to the new IPEDS occupational categories and the 2010 SOC?](#)
- 10) [Is there additional information on classifying and coding supervisors and managers?](#)
- 11) [For IPEDS reporting, are institutions required to code and report all occupations at the lowest, detailed SOC level?](#)
- 12) [Can the previous IPEDS primary function/occupational activity categories be mapped to the new IPEDS occupational categories?](#)
- 13) [What is the relationship between IPEDS reporting and the SOC Postsecondary Teachers 25-1000 category?](#)

Answers:

General

1) How often are data for the IPEDS HR survey collected?

Beginning with the 2016-17 IPEDS HR survey, the reporting of all applicable data (**including race/ethnicity and gender**) in the IPEDS HR survey is required.

[Back to top](#)

2) How do I know if I must complete the Equal Employment Opportunity Commission (EEOC) EEO-1 survey form?

Since the EEO-1 survey form is conducted by EEOC, you must contact EEOC directly to find out about their survey reporting requirements. For more information about EEO-1 reporting, please refer to the following EEOC website, which includes contact information: <http://www.eeoc.gov/eo1survey/index.html>.

[Back to top](#)

3) Should I include full-time staff who are paid by another entity or who are paid indirectly by my institution?

No. Include only paid employees of your institution, recognizing that this may undercount the number of staff.

[Back to top](#)

4) How do I know if my data are consistent across parts?

There are internal edit checks in place to ensure consistency. Also, some cells will be pre-populated from data in other parts to help ensure consistent reporting.

[Back to top](#)

5) Can I change my data after completing a part?

Yes. Data may be changed after completing any part. Once edit checks are run, errors may be detected that will require users to revise data in one part to agree with what is reported in another part. Data cannot be locked until all errors are resolved.

[Back to top](#)

6) Why do I keep receiving error messages about missing data when I have entered all necessary data for my institution?

If a displayed screen is not applicable to your institution, you must enter at least one zero in a field on that screen. If you are still unable to resolve the edit involving missing data, please contact the IPEDS Help Desk at 1-877-225-2568 for further assistance.

[Back to top](#)

7) My institution has staff for which gender is unknown. Since there is no place to report "gender unknown" on the IPEDS data collection screens, how should we report these individuals?

These individuals are still to be reported to IPEDS, even though their gender is unknown. It is up to the institution to decide how best to handle reporting individuals whose gender is unknown. However, a common method used is to allocate the individuals with gender unknown based on the known proportion of men to women for staff.

[Back to top](#)

8) What is the relationship between the EEO-6 form and IPEDS?

The Equal Employment Opportunity Commission (EEOC) previously collected data on the EEO-6 form. In 1993, IPEDS took over the collection of the EEO-6 data. These data are made available to the EEOC and to the Office for Civil Rights.

[Back to top](#)

Nondegree-granting institutions

1) How should I classify my school's receptionist?

Classify this employee in the Office and Administrative Support Occupations category.

[Back to top](#)

2) How do I report Managers and Supervisors?

The Management Occupations category should include those staff whose job it is to plan, direct, or coordinate policies and programs, and may include some supervision of other workers. In addition, Postsecondary Deans should be classified in this category as well, even though they perform similar activities to the workers that they supervise.

All other supervisors should be categorized within the same category as the workers that they supervise. However, there is an exception for those that supervise workers in the Healthcare Support Occupations. These staff are usually supervised by workers in Major Group 29-0000 Healthcare Practitioners and Technical Occupations. Therefore, there are no first-line supervisor occupations in Major Group 31-0000 Healthcare Support Occupations.

[Back to top](#)

3) How do I report teachers?

Report teachers as Instructional staff.

[Back to top](#)

4) We're a very small school, and all our staff have job duties in more than one area? How do I report them?

You can report each employee only once, and you cannot split the employee over occupational categories. The SOC Coding Guideline #2 gives this guidance: When workers in a single job could be coded in more than one occupation, they should be coded in the occupation that requires the highest level of skill. If there is no measurable difference in skill requirements, workers should be coded in the occupation in which they spend the most time.

[Back to top](#)

Degree-granting institutions

1) My tenured and tenure-track faculty are generally expected to devote 40 percent time and effort to teaching, 40 percent to research, and 20 percent to service. Both teaching and research

performance are evaluated for promotion and tenure decisions. "Instruction, research, and/or public service" describes their work far better than "Primarily instruction." Where should I report these tenured and tenure-track faculty?

Report the employees as Instruction combined with research and/or public service, in the appropriate faculty status category.

[Back to top](#)

2) **Should instructional staff who provide instruction in non-credit courses be included in the HR component?**

Yes. Instructional staff who provide instruction in non-credit courses should be included in the HR component.

[Back to top](#)

3) **Should I include in the IPEDS survey a professor who teaches courses via distance education and who is not based out of the college?**

Staff at off-campus centers/sites associated with the campus covered by this report should be included in the HR component; however, staff who work at branch campuses located in a foreign country should **NOT** be included in the HR component. Also, the staff must be on the payroll of the institution.

[Back to top](#)

4) **How should I count Deans and Vice Presidents (VP) who are tenured staff?**

If the Dean's or VP's primary function is **Management**, they should be counted as Management in the Tenured column. Then, report their salaries on the non-instructional page. However, if the Dean's or VP's primary function is **Instruction** or **Instruction combined with research/public service**, then classify them as such AND report them in the Instructional Staff Salaries section (if they are full time).

[Back to top](#)

5) **Where do we report research professionals who do not have faculty status?**

Report them as Research staff without faculty status.

[Back to top](#)

6) **How do I categorize employees such as research scientists and research engineers?**

Categorize research scientists and research engineers as Research staff.

[Back to top](#)

7) **How should research assistants, associates, etc. be classified?**

If they are graduate students at your institution performing research or graduate assistant duties while enrolled, report them as Graduate assistants - research in Part B (part-time employees). If they are not graduate students, but are performing discipline oriented research work (e.g., biology, materials engineering, etc.) generally requiring a bachelor's or higher degree, report them As Research staff in either Part A (full-time employees) or Part B (part-time employees).

[Back to top](#)

8) **Do we include guest lecturers when we report to IPEDS?**

If a guest lecturer is hired by the institution and placed on the institution's payroll then the person should be included in the HR component. However, guest lecturers typically are given honoraria or lecture fees and thus are not paid through the institution's payroll accounts.

[Back to top](#)

9) **How do we handle individuals who are employees and also taking courses?**

1 - If they are student workers (e.g., College-Work study), exclude them from the HR component.
2 - If they are employed as graduate assistants to assist in the classroom or laboratory or to do research, include them as part-time employees in the graduate assistants category.
3 - If they are employed in regular jobs, either full-time or part-time, include them according to their primary function/occupational activity.

[Back to top](#)

10) **How are data on library-related occupations collected?**

Beginning with 2012-13 IPEDS HR reporting, most degree-granting institutions report library-related occupations separately as:

- Archivists, Curators, and Museum Technicians
- Librarians
- Library Technicians

Non-degree granting institutions report library-related occupations in a single category:

- Librarians, Curators, and Archivists

[Back to top](#)

11) **The certified public accountant (CPA) in my office has spent the past 10 years working solely in that capacity; however, recently, the CPA was asked to split half his time performing his regular, on-going duties as a CPA and the other half of his time preparing time-cards and other duties generally performed by payroll clerks. What occupational category should I place this person in within the IPEDS HR survey?**

SOC Coding Guideline #2 states that when workers in a single job could be coded in more than one occupation, they should be coded in the occupation that requires the highest level of skill. If there is no measurable difference in skill requirements, workers should be coded in the occupation in which they spend the most time.

This employee should be placed in the IPEDS HR occupational category of "Business and Financial Operations Occupations" for the following reasons:

- The occupation of CPA requires a higher level of skill than the occupation of payroll clerk; therefore, the person in question would fall under the SOC Detailed occupation of "[Accountants and Auditors](#)" (SOC code **13-2011**), which falls under the SOC Major group of "[Business and Financial Operations Occupations](#)" (SOC code **13-0000**).
- In determining the equivalent IPEDS HR occupational category, refer to the [IPEDS/SOC crosswalk](#), where you will see that the SOC Major group of Business and Financial Operations Occupations" has been crosswalked to the 2012-13 IPEDS HR Major Occupational Category of "Business and Financial Operations Occupations."

[NOTE: For IPEDS purposes, there is no need to code occupations to the detailed SOC level, although doing that can help answer questions such as this.]

[Back to top](#)

12) **My institution has a graduate assistant who assists with updating the website for the computer department. How should I code this person in IPEDS?**

Include this person as a graduate assistant in the IPEDS HR category called, "Computer, Engineering, and Science Occupations."

[Back to top](#)

13) **What is meant by "medical school" staff?**

Medical school staff are staff employed by or working in the medical school component (M.D. or D.O.) of a postsecondary institution, or in a freestanding medical school. However, this does not include staff employed by or working strictly in a hospital associated with a medical school, those who volunteer their services at the

medical school, or those who work in health or allied health schools or departments such as dentistry, veterinary medicine, nursing, or dental hygiene, unless the health or allied health schools or departments are affiliated with (housed in or under the authority of) the medical school. (The HR medical school pages are only applicable to institutions with M.D. or D.O. programs.)

Freestanding hospitals, medical centers, and other entities that offer postsecondary education programs as part of their mission should report only those staff who work full-time or part-time in the postsecondary education division or component of the institution. If a staff member works full-time for the institution - but only part-time in the postsecondary education division or component - for the purposes of IPEDS HR reporting, that person should be reported as part-time in his or her occupational category in the postsecondary education division or component.

[Back to top](#)

14) Who should I report as "Without faculty status"?

While institutions may use different designations of who is functioning as "faculty," there is generally some designation of whether or not an employee has faculty status. Report employees with faculty status in either the **Tenured, On Tenure Track, or Not on Tenure Track** column by occupational category. Institutions may also employ individuals in the various occupational categories who do not have or who are not eligible to have faculty status. Report these individuals in the *Without Faculty Status* category. For example, an individual hired as a Computer Engineer without faculty eligibility should be reported in the IPEDS occupational category of "Computer, Engineering, and Science Occupations" in the *Without Faculty Status* category. Similarly, Postdoctoral Research Associates, because they do not have faculty status, would be reported in the *Without Faculty Status* category.

[Back to top](#)

15) If a person currently employed by an institution accepts a new full-time position within the institution, is that person considered a new hire?

NO. The currently employed person is not considered a new hire. New hires are full-time permanent staff on the payroll of the institution between November 1, 2015 and October 31, 2016 either for the first time (new to the institution) or after a break in service. Also, new hires do not include persons who have returned from sabbatical leave or full-time staff who are working on less-than-9-month contracts.

[Back to top](#)

16) How are salaries reported for new hires that have not worked a full year as of the snapshot date?

Even if staff were not employed for an entire year as of the snapshot date, their entire base annual salary should be reported, as applicable, in the Salaries section of the HR survey.

[Back to top](#)

17) We have a new instructional staff member who was hired for a 3 year period. Her pay was funded by a 3-year grant and her job could be picked up again if we receive another grant. Should we report her as a permanent new hire?

In this case, the new hire should not be reported as a permanent staff member since their position is contingent on the availability of grant funding. There is no guarantee that the job will be renewed at the end of the 3-year-term.

In general, IPEDS does not have a definition of "permanent" as it applies to new hires. It is up to the institution to determine whether a position is "permanent" or "temporary." One way to make this determination could be to consult with the institution's Human Resources department on how they classify the position (e.g. as "permanent" or "temporary.")

[Back to top](#)

18) How should full-time instructional staff on a "confidential payroll" (where salary is unavailable) be handled?

Make the best estimate of the salary of the full-time instructional staff.

[Back to top](#)

19) Are salary data collected from all institutions?

No. Salary data are collected from degree-granting institutions only, unless one or more of the following are true:

- All instructional staff are employed on a part time basis.
- All instructional staff are military personnel.
- All instructional staff contribute their services (e.g., are members of a religious order).
- All instructional staff teach pre-clinical or clinical medicine.

All applicable institutions are required to complete the Salaries section annually.

[Back to top](#)

20) How do I report Instructional Staff?

Instructional Staff, as defined by IPEDS, is comprised of staff who are either: 1) Primarily Instruction (PI), or 2) Instruction combined with Research and/or Public Service (IRPS).

The intent of the instructional staff category is to include all individuals whose primary occupation includes instruction at the institution. Primarily Instruction staff are those individuals whose primary responsibility can be defined as teaching (e.g., the majority of their total time).

Instruction combined with Research and/or Public Service (IRPS) staff are those individuals who have instruction as part of their job, but it cannot readily be differentiated from the research or public service functions of their jobs (e.g., they teach, but a percentage of time spent teaching is not discernible since their teaching responsibilities are not clearly differentiated from their other responsibilities). Instructional staff could include postdoctoral students if they meet the criteria for one of the two categories above. Adjunct instructional staff would also typically meet the criteria.

[Back to top](#)

21) How do I report Instructional Staff by Academic Rank?

Report instructional staff by academic rank (e.g., professor, associate professor, etc.), as designated by the institution. Institutions without standard academic ranks should report all instructional staff in the *No Academic Rank* category.

[Back to top](#)

22) How do I report Instructional Staff by Contract Length?

Data on full-time instructional staff with faculty status who are *not on tenure track* are collected for four categories of employment:

Multi-year: An employment agreement or contract that is in effect for more than one year (e.g., more than 365 days). The renewal period of a multi-year contract is not on an annual basis (e.g., a 5-year contract is renewed every 5 years, NOT annually).

Annual: An annually renewable employment agreement or contract that is in effect for a stated annual period within one year of execution, and may be equal to 365 days or a standard academic year, or the equivalent. This does not include contracts for partial year periods, such as a single semester, quarter, term, block, or course.

Less-than-annual: An employment agreement or contract that is in effect for a partial year period of less than 365 days or less than a standard academic year, or equivalent. This includes contracts for partial year periods such as a single semester, quarter, term, block, or course.

Indefinite length: An employment agreement that has an indefinite duration (e.g., continuing, at-will).

Although the use of contracts and employment agreements varies by institution, this section is meant to capture all non-tenure-track instructional staff, regardless of what type of employment agreement is utilized. This includes formal contracts, informal agreements, at-will employment, teaching periods, and the like.

[Back to top](#)

23) How do I report Research Staff?

A staff member should be classified as Research Staff if the majority of their work is focused on conducting research, regardless of their title, academic rank, or tenure status.

[Back to top](#)

24) How do I report Public Service Staff?

A staff member should be classified as Public Service Staff if the majority of their work is focused on carrying out public service activities. These would be staff members who work in agricultural extension services, clinical services, or continuing education, regardless of their title, academic rank, or tenure status. If the staff member is located off campus, such as in an extension office, they should still be classified as Public Service Staff as long as the majority of their work is focused on carrying out public service activities.

[Back to top](#)

25) How do I report Postdoctoral Staff?

Postdoctoral staff members should be classified based on where the majority of their work is performed. For example, if the postdoc spends the majority of their time conducting research, they should be classified as Research Staff. In addition, postdoctoral staff members typically do not have faculty status, and they should be reported as Without Faculty Status.

[Back to top](#)

26) How do I report Graduate Assistants?

Graduate Assistants are considered part-time employees and should be classified in the occupational category in which the majority of their work is performed. IPEDS only collects information for graduate assistants working in a subset of the occupational categories. Those primarily performing duties in other categories should be excluded.

[Back to top](#)

27) How do I report Adjunct Instructional Staff?

Adjunct Instructional Staff serve in either a temporary or auxiliary capacity to teach academic degree-credit courses, as well as remedial, developmental, or ESL courses, and are paid on a course-by-course basis. They should be reported as either part-time or full-time based on their designation on the institution's payroll, and as non-tenured instructional staff.

[Back to top](#)

28) How do I report Managers and Supervisors?

The Management Occupations category should include those staff whose job it is to plan, direct, or coordinate policies and programs, and may include some supervision of other workers. In addition, Postsecondary Deans should be classified in this category as well, even though they perform similar activities to the workers that they supervise.

All other supervisors should be categorized within the same category as the workers that they supervise.

However, there is an exception for those that supervise workers in the Healthcare Support Occupations. These staff are usually supervised by workers in Major Group 29-0000 Healthcare Practitioners and Technical Occupations. Therefore, there are no first-line supervisor occupations in Major Group 31-0000 Healthcare Support Occupations.

[Back to top](#)

29) Who should be reported in the "Student and Academic Services and Other Education Occupations" category?

This category includes professionals who work in the areas of student activities, student admissions, student affairs, student career services, student enrollment, student financial aid, student registration and records, campus recreation services, and similar functions. Typically, the person who directs or heads the office would not be included in this category.

Note, the majority of these occupations are not included in the 2010 Standard Occupational Classification (SOC) system. In IPEDS, these occupations are coded in the SOC Minor Groups of 25-2000, 25-3000, and 25-9000 because those categories represent the best fit, **not** because they are specifically listed there. For more specific guidance on how to categorize these occupations and others, please see CUPA-HR's position descriptions: <http://www.cupahr.org/surveys/worksheets.aspx> or contact the IPEDS Help Desk.

[Back to top](#)

30) How do I report staff by Tenure Status?

Report instructional staff by tenure status (e.g., tenured, on tenure track, and not on tenure track) as designated by the institution.

Staff should be classified as *Not on Tenure Track* if they have faculty status, but are not considered to be tenured or on tenure track.

[Back to top](#)

31) How do I report staff by Faculty Status?

Please refer to your institution's policies to determine whether staff members have the designation of faculty. The designation of faculty is not limited to instructional staff, but can also include such positions as president, provost, or librarians.

For IPEDS reporting purposes, graduate assistants do not have faculty status.

[Back to top](#)

32) How do I report salaries for instructional staff?

Historically, IPEDS has collected average annual salaries. Because there is variation in what an annual salary entails, IPEDS now calculates weighted average monthly salaries. The salaries worksheet is used to determine average monthly salaries by collecting the number of instructional staff and the number of months their salaries cover, along with the total salary outlays for all of those individuals.

Full-time instructional staff should be reported based on the number of months during which they work during the year, NOT the number of months during which they are paid.

[Back to top](#)

33) What is CUPA-HR, and how will it help me categorize my staff?

CUPA-HR, or the College and University Professional Association for Human Resources, developed worksheets to assist institutions in classifying their staff members, and graciously offered them for use in IPEDS reporting, regardless of whether institutions are CUPA-HR members or not.

These worksheets contain many positions in postsecondary education (which aren't specifically mentioned in the SOC itself) such as: registrar, bursar, outreach specialist, etc. The following link will take you to CUPA-HR's website: <http://www.cupahr.org/surveys/reporting.aspx>. Look under the SOC Codes for IPEDS Reporting heading and click on "position descriptions." This will take you to position descriptions for Administrators and Professionals which list the title, description, and SOC code recommendation for many positions in postsecondary education. SOC Codes are also provided for Non-Exempt staff, though specific position descriptions are not available.

[Back to top](#)

IPEDS and SOC

1) What is the SOC?

The Standard Occupational Classification system, or SOC, is designed to reflect the current occupational structure of the United States.

[Back to top](#)

2) What is the purpose of the Standard Occupational Classification (SOC) system?

The SOC system is used by Federal statistical agencies to classify workers and jobs into occupational categories for the purpose of collecting, calculating, analyzing, or disseminating data. All Federal agencies that publish occupational data for statistical purposes are required to use the SOC in order to increase data comparability.

[Back to top](#)

3) How are occupations classified in the SOC?

Occupations in the SOC are classified based on work performed and, in some cases, on the skills, education, and/or training needed to perform the work at a competent level.

This is SOC Classification Principle #2, available at the following link:
http://www.bls.gov/soc/soc_2010_class_prin_cod_guide.pdf

[Back to top](#)

4) How is the SOC structured?

The SOC is a tiered occupational classification system with four levels: major group, minor group, broad occupation, and detailed occupation. The 23 major groups are broken down into 97 minor groups, followed by 461 broad occupations, and finally 840 detailed occupations.

[Back to top](#)

5) Where can I find definitions of the 2010 SOC occupations?

A pdf version of the 2010 SOC definitions can be found at the following website:
http://www.bls.gov/soc/soc_2010_definitions.pdf. A link to the Excel version of the definitions can be found on the SOC homepage (<http://www.bls.gov/soc>) under the category "2010 SOC, Downloadable Materials". While the SOC system is a four-level tiered system, SOC definitions only exist at the lowest occupational level, which is known as the "detailed occupation" level.

[Back to top](#)

6) Where can I find additional information about the SOC system?

Refer to the SOC homepage at: <http://www.bls.gov/soc>.

- A hardcopy of the English version of the *2010 SOC Manual* can also be purchased from the following website: <http://www.ntis.gov/products/soc.aspx>.
- The Spanish version of the *2010 SOC Manual* is only available online and can be found at: http://www.bls.gov/soc/soc_2010_Spanish_Version.pdf.

[Back to top](#)

7) When will the next SOC revision take place?

The SOC 2018 revision process is underway! Major review of the 2010 SOC Classification Principles and detailed occupations began in 2013, and a Federal Register notice requesting public comment was published in June 2014 with a deadline of July 21, 2014. NCES proposed a number of changes that would help better align the SOC with postsecondary education. The review and possible revision of the 2010 SOC is intended to be completed by the end of 2016, and then released to begin use in 2018.

[Back to top](#)

8) Why did NCES change the occupational categories in the IPEDS HR survey in 2012-13?

The IPEDS HR survey was changed to comply with the requirement to align IPEDS HR reporting with the 2010 Standard Occupational Classification (SOC) system. Also, prior to 2012-13, most of the occupational categories and corresponding definitions in the IPEDS HR survey and its predecessor called the *Higher Education General Information Survey (HEGIS)* remained basically the same for over two decades. (The 2010 SOC reflects changes in the workforce over the last decade.)

[Back to top](#)

9) Is there a summary of resources that relate to the new IPEDS occupational categories and the 2010 SOC?

The IPEDS HR/SOC Information Center can be found at: <http://nces.ed.gov/ipeds/resource/soc.asp>.

[Back to top](#)

10) Is there additional information on classifying and coding supervisors and managers?

For additional information on classifying and coding supervisors and managers, refer to the IPEDS HR instructions.

[Back to top](#)

11) For IPEDS reporting, are institutions required to code and report all occupations at the lowest, detailed SOC level?

IPEDS does not require institutions to report most occupations at the detailed SOC level. Most of the occupational data in IPEDS are collected at a higher level (e.g., major level); however, there are a few instances where data are collected at a lower level (e.g., detailed) such as Librarians.

For IPEDS purposes, institutions should report their employees in the categories defined in the IPEDS HR survey. For example, a College President would most likely fall under the detailed SOC occupation of "Education Administrators, Postsecondary" (11-9033) where the first two-digits (11) of the SOC code represent the SOC "major group" in this example. Based on the IPEDS HR/SOC crosswalk at http://nces.ed.gov/ipeds/resource/download/IPEDS_HR_2010_SOC_Crosswalk.pdf, the SOC code of "11-0000" corresponds to the SOC major group of "Management Occupations," which is crosswalked to the IPEDS HR "Management Occupations" category.

[Back to top](#)

12) Can the previous IPEDS primary function/occupational activity categories be mapped to the new IPEDS occupational categories?

In most cases, no. The detailed occupations in the 2010 SOC are grouped together based on similar job duties, and in some cases skills, education, and/or training. Consequently, many categories such as "technical and paraprofessional" and "other professionals (support/service)" no longer exist in IPEDS.

For example, for the 2011-12 IPEDS HR survey, "Dietitians and Nutritionists" were included in the "Other Professional" (support/service) category while "Dietetic Technicians" were included in the "Technical and Paraprofessionals" category. In the 2012-13 IPEDS HR survey, "Dietitians and Nutritionists" and "Dietetic Technicians" are included in the SAME major occupational category called "Healthcare Practitioners and Technical Occupations".

However, the Instructional Staff (Primarily instruction and Instruction combined with research and/or public service), Research Staff, and Public Service Staff categories remained the same in IPEDS.

[Back to top](#)

13) What is the relationship between IPEDS reporting and the SOC Postsecondary Teachers 25-1000 category?

Postsecondary Teachers is an occupational category in the 2010 Standard Occupational Classification (SOC) Manual with the SOC code 25-1000. This category is not an IPEDS reporting category because staff generally regarded by institutions as "faculty" are not only instructional staff, but can be research staff and public service staff as well. Postsecondary Teachers is not a good description of these occupational categories on postsecondary campuses, and introduces confusion into the reporting done by institutions.

However, because of the requirement to align with the SOC, all three categories (instructional staff, research staff, and public service staff) are included individually under the Postsecondary Teachers category in the IPEDS Data Center, with explanations.

[Back to top](#)

U.S. Department of Education



[Software Provider Resources](#)

[Browsers Supported](#)

[Use of Cookies](#)

[Troubleshooting](#)

[Section 508 Compliance](#)

[NCES Privacy Policy](#)

Human Resources for degree-granting institutions and related administrative offices that have less than 15 full-time staff

Overview

Human Resources Overview

Welcome to the IPEDS Human Resources (HR) survey component. The HR component collects important information about your institution's staff.

Data Reporting Reminders

- Report each employee only once. If an employee could be coded in more than one occupation, code the employee in the occupation that requires the highest level of skill OR if there is no measurable difference in skill requirements, code the employee in the occupation in which they spend the most time.
- Report staff members difficult to categorize in the "Human Resources Survey Evaluation" box at the end of the survey.
- Enter data on each displayed screen. If a screen is not applicable, enter at least one zero in a field on the screen and save before continuing.
- When reporting salary data (applicable to degree-granting institutions only) include all full-time, non-medical school, instructional staff - both with and without faculty status.

See the instructions for the **Key Reporting Concepts** section -- basic reporting concepts that will assist you in completing the Human Resources survey component.

Resources:

- To download the survey materials for this component: [Survey Materials](#)
- All staff must now be reported using the new IPEDS occupational categories, which align with the 2010 Standard Occupational Classification (SOC) codes. Additional information and resources can be found in the [IPEDS HR/SOC Information Center](#), including general information about the SOC, the IPEDS/SOC crosswalk, a SOC Browse Tool, frequently asked questions, and web tutorials.

If you have questions about completing this survey, please contact the **IPEDS Help Desk at 1-877-225-2568**.

Human Resources Screening Questions

Does your institution have any part-time staff?

If you answer **Yes** to this question, you will be provided the screens to report part-time staff.

No

Yes

Does your institution have graduate assistants?

If you answer **Yes** to this question, you will be provided the screens to report graduate assistants.

No

Yes

Does your institution have 15 or more full-time staff?

No

Yes

Does your institution have a tenure system?

If you answer **Yes** to this question, you will be provided the screens to report some data by tenure status.

No

Yes

Did your institution hire any **full-time permanent staff** who were included on the payroll of the institution between **November 1, 2016 and October 31, 2017** either for the **first time** (new to the institution) or **after a break in service**? (Exclude persons who have returned from sabbatical leave and full-time instructional staff who are working less-than-9-month contracts.)

If you answer **Yes** to this question, you will be provided the screens to report **full-time permanent new hires** in **Part H**.

No

Yes

Do **ALL** of the instructional staff at your institution fall into any of the following categories?

If you answer **Yes** to any of the questions below, you will **NOT** be required to report **Part G - Salaries** for instructional staff. However, Part G will still be required for reporting data for full-time non-instructional staff.

No

Yes

Are ALL of the instructional staff military personnel?

No

Yes

Do ALL of the instructional staff contribute their services (e.g., members of a religious order)?

You may use the space below to provide context for the data you've reported above.

Part A - Full-time Staff by Occupational Category

Number of Full-time Staff

As of November 1, 2017

- Report Hispanic/Latino individuals of any race as Hispanic/Latino
- Report race for non-Hispanic/Latino individuals only
- Include both non-medical and medical staff

Men

Race/ethnicity	<u>Instructional Staff</u>	<u>Research staff</u>	<u>Public Service staff</u>	<u>Librarians, Curators, and Archivists</u> 25-4000	<u>Student and Academic Affairs and Other Education Services Occupations</u> 25-2000 + 25-3000 + 25-9000
<u>Nonresident alien</u>	<input type="text"/>	<input type="text"/>	<input type="text"/>	<input type="text"/>	<input type="text"/>
<u>Hispanic/Latino</u>	<input type="text"/>	<input type="text"/>	<input type="text"/>	<input type="text"/>	<input type="text"/>
<u>American Indian or Alaska Native</u>	<input type="text"/>	<input type="text"/>	<input type="text"/>	<input type="text"/>	<input type="text"/>
<u>Asian</u>	<input type="text"/>	<input type="text"/>	<input type="text"/>	<input type="text"/>	<input type="text"/>
<u>Black or African American</u>	<input type="text"/>	<input type="text"/>	<input type="text"/>	<input type="text"/>	<input type="text"/>
<u>Native Hawaiian or Other Pacific Islander</u>	<input type="text"/>	<input type="text"/>	<input type="text"/>	<input type="text"/>	<input type="text"/>
<u>White</u>	<input type="text"/>	<input type="text"/>	<input type="text"/>	<input type="text"/>	<input type="text"/>
<u>Two or more races</u>	<input type="text"/>	<input type="text"/>	<input type="text"/>	<input type="text"/>	<input type="text"/>
<u>Race and ethnicity unknown</u>	<input type="text"/>	<input type="text"/>	<input type="text"/>	<input type="text"/>	<input type="text"/>
Total men					

Women

Race/ethnicity	<u>Instructional Staff</u>	<u>Research staff</u>	<u>Public Service staff</u>	<u>Librarians, Curators, and Archivists</u> 25-4000	<u>Student and Academic Affairs and Other Education Services Occupations</u> 25-2000 + 25-3000 + 25-9000
<u>Nonresident alien</u>	<input type="text"/>	<input type="text"/>	<input type="text"/>	<input type="text"/>	<input type="text"/>
<u>Hispanic/Latino</u>	<input type="text"/>	<input type="text"/>	<input type="text"/>	<input type="text"/>	<input type="text"/>
<u>American Indian or Alaska Native</u>	<input type="text"/>	<input type="text"/>	<input type="text"/>	<input type="text"/>	<input type="text"/>
<u>Asian</u>	<input type="text"/>	<input type="text"/>	<input type="text"/>	<input type="text"/>	<input type="text"/>
<u>Black or African American</u>	<input type="text"/>	<input type="text"/>	<input type="text"/>	<input type="text"/>	<input type="text"/>
<u>Native Hawaiian or Other Pacific Islander</u>	<input type="text"/>	<input type="text"/>	<input type="text"/>	<input type="text"/>	<input type="text"/>
<u>White</u>	<input type="text"/>	<input type="text"/>	<input type="text"/>	<input type="text"/>	<input type="text"/>
<u>Two or more races</u>	<input type="text"/>	<input type="text"/>	<input type="text"/>	<input type="text"/>	<input type="text"/>
<u>Race and ethnicity unknown</u>	<input type="text"/>	<input type="text"/>	<input type="text"/>	<input type="text"/>	<input type="text"/>
Total women					

Total (men+women)

Total from prior year					
-----------------------	--	--	--	--	--

Part A - Full-time Staff by Occupational Category

Number of Full-time Staff

As of November 1, 2017

- Report Hispanic/Latino individuals of any race as Hispanic/Latino
- Report race for non-Hispanic/Latino individuals only
- Include both non-medical and medical staff

Men

Race/ethnicity	<u>Management Occupations</u> 11-0000	<u>Business and Financial Operations Occupations</u> 13-0000	<u>Computer, Engineering, and Science Occupations</u> 15-0000 + 17-0000 + 19-0000	<u>Community, Social Service, Legal, Arts, Design, Entertainment, Sports, and Media Occupations</u> 21-0000 + 23-0000 + 27-0000	<u>Healthcare Practitioners and Technical Occupations</u> 29-0000
Nonresident alien	<input type="text"/>	<input type="text"/>	<input type="text"/>	<input type="text"/>	<input type="text"/>
Hispanic/Latino	<input type="text"/>	<input type="text"/>	<input type="text"/>	<input type="text"/>	<input type="text"/>
<u>American Indian or Alaska Native</u>	<input type="text"/>	<input type="text"/>	<input type="text"/>	<input type="text"/>	<input type="text"/>
<u>Asian</u>	<input type="text"/>	<input type="text"/>	<input type="text"/>	<input type="text"/>	<input type="text"/>
<u>Black or African American</u>	<input type="text"/>	<input type="text"/>	<input type="text"/>	<input type="text"/>	<input type="text"/>
<u>Native Hawaiian or Other Pacific Islander</u>	<input type="text"/>	<input type="text"/>	<input type="text"/>	<input type="text"/>	<input type="text"/>
<u>White</u>	<input type="text"/>	<input type="text"/>	<input type="text"/>	<input type="text"/>	<input type="text"/>
Two or more races	<input type="text"/>	<input type="text"/>	<input type="text"/>	<input type="text"/>	<input type="text"/>
<u>Race and ethnicity unknown</u>	<input type="text"/>	<input type="text"/>	<input type="text"/>	<input type="text"/>	<input type="text"/>
Total men					

Women

Race/ethnicity	<u>Management Occupations</u> 11-0000	<u>Business and Financial Operations Occupations</u> 13-0000	<u>Computer, Engineering, and Science Occupations</u> 15-0000 + 17-0000 + 19-0000	<u>Community, Social Service, Legal, Arts, Design, Entertainment, Sports, and Media Occupations</u> 21-0000 + 23-0000 + 27-0000	<u>Healthcare Practitioners and Technical Occupations</u> 29-0000
Nonresident alien	<input type="text"/>	<input type="text"/>	<input type="text"/>	<input type="text"/>	<input type="text"/>
Hispanic/Latino	<input type="text"/>	<input type="text"/>	<input type="text"/>	<input type="text"/>	<input type="text"/>
<u>American Indian or Alaska Native</u>	<input type="text"/>	<input type="text"/>	<input type="text"/>	<input type="text"/>	<input type="text"/>
<u>Asian</u>	<input type="text"/>	<input type="text"/>	<input type="text"/>	<input type="text"/>	<input type="text"/>
<u>Black or African American</u>	<input type="text"/>	<input type="text"/>	<input type="text"/>	<input type="text"/>	<input type="text"/>
<u>Native Hawaiian or Other Pacific Islander</u>	<input type="text"/>	<input type="text"/>	<input type="text"/>	<input type="text"/>	<input type="text"/>
<u>White</u>	<input type="text"/>	<input type="text"/>	<input type="text"/>	<input type="text"/>	<input type="text"/>
Two or more races	<input type="text"/>	<input type="text"/>	<input type="text"/>	<input type="text"/>	<input type="text"/>
<u>Race and ethnicity unknown</u>	<input type="text"/>	<input type="text"/>	<input type="text"/>	<input type="text"/>	<input type="text"/>
Total women					

Total (men+women)

Total from prior year					
-----------------------	--	--	--	--	--

Part A - Full-time Staff by Occupational Category

Number of Full-time Staff

As of November 1, 2017

- Report Hispanic/Latino individuals of any race as Hispanic/Latino
- Report race for non-Hispanic/Latino individuals only
- Include both non-medical and medical staff

Men

Race/ethnicity	<u>Service Occupations</u> 31-0000 + 33-0000 + 35-0000 + 37-0000 + 39-0000	<u>Sales and Related Occupations</u> 41-0000	<u>Office and Administrative Support Occupations</u> 43-0000	<u>Natural Resources, Construction, and Maintenance Occupations</u> 45-0000 + 47-0000 + 49-0000	<u>Production, Transportation, and Material Moving Occupations</u> 51-0000 + 53-0000	Grand Total (All full-time staff)
Nonresident alien	<input type="text"/>	<input type="text"/>	<input type="text"/>	<input type="text"/>	<input type="text"/>	
Hispanic/Latino	<input type="text"/>	<input type="text"/>	<input type="text"/>	<input type="text"/>	<input type="text"/>	
American Indian or Alaska Native	<input type="text"/>	<input type="text"/>	<input type="text"/>	<input type="text"/>	<input type="text"/>	
Asian	<input type="text"/>	<input type="text"/>	<input type="text"/>	<input type="text"/>	<input type="text"/>	
Black or African American	<input type="text"/>	<input type="text"/>	<input type="text"/>	<input type="text"/>	<input type="text"/>	
Native Hawaiian or Other Pacific Islander	<input type="text"/>	<input type="text"/>	<input type="text"/>	<input type="text"/>	<input type="text"/>	
White	<input type="text"/>	<input type="text"/>	<input type="text"/>	<input type="text"/>	<input type="text"/>	
Two or more races	<input type="text"/>	<input type="text"/>	<input type="text"/>	<input type="text"/>	<input type="text"/>	
Race and ethnicity unknown	<input type="text"/>	<input type="text"/>	<input type="text"/>	<input type="text"/>	<input type="text"/>	
Total men						

Women

Race/ethnicity	<u>Service Occupations</u> 31-0000 + 33-0000 + 35-0000 + 37-0000 + 39-0000	<u>Sales and Related Occupations</u> 41-0000	<u>Office and Administrative Support Occupations</u> 43-0000	<u>Natural Resources, Construction, and Maintenance Occupations</u> 45-0000 + 47-0000 + 49-0000	<u>Production, Transportation, and Material Moving Occupations</u> 51-0000 + 53-0000	Grand Total (All full-time staff)
Nonresident alien	<input type="text"/>	<input type="text"/>	<input type="text"/>	<input type="text"/>	<input type="text"/>	
Hispanic/Latino	<input type="text"/>	<input type="text"/>	<input type="text"/>	<input type="text"/>	<input type="text"/>	
American Indian or Alaska Native	<input type="text"/>	<input type="text"/>	<input type="text"/>	<input type="text"/>	<input type="text"/>	
Asian	<input type="text"/>	<input type="text"/>	<input type="text"/>	<input type="text"/>	<input type="text"/>	
Black or African American	<input type="text"/>	<input type="text"/>	<input type="text"/>	<input type="text"/>	<input type="text"/>	
Native Hawaiian or Other Pacific Islander	<input type="text"/>	<input type="text"/>	<input type="text"/>	<input type="text"/>	<input type="text"/>	
White	<input type="text"/>	<input type="text"/>	<input type="text"/>	<input type="text"/>	<input type="text"/>	
Two or more races	<input type="text"/>	<input type="text"/>	<input type="text"/>	<input type="text"/>	<input type="text"/>	
Race and ethnicity unknown	<input type="text"/>	<input type="text"/>	<input type="text"/>	<input type="text"/>	<input type="text"/>	
Total women						

Total (men+women)

Total from prior year						
-----------------------	--	--	--	--	--	--

Part G1 - Salaries Worksheet

**Number of Full-time Non-medical School Instructional Staff
For Calculation of Total Number of Months**

Annual Salary, 2017-18

- Report the number of instructional staff based on the number of months to be worked
- Months reported should correspond with the number of months that staff worked (which may differ from the number of months over which they are paid)
- Include ONLY full-time, non-medical school instructional staff
- Include instructional staff *with* faculty status and *without* faculty status
- Include instructional staff regardless of tenure status

Gender and academic rank	Months worked					Total staff	Total staff for salary reporting
	12 months	11 months	10 months	9 months	< 9 months		
Men							
Professors	<input type="text"/>	<input type="text"/>	<input type="text"/>	<input type="text"/>	<input type="text"/>		
Associate professors	<input type="text"/>	<input type="text"/>	<input type="text"/>	<input type="text"/>	<input type="text"/>		
Assistant professors	<input type="text"/>	<input type="text"/>	<input type="text"/>	<input type="text"/>	<input type="text"/>		
Instructors	<input type="text"/>	<input type="text"/>	<input type="text"/>	<input type="text"/>	<input type="text"/>		
Lecturers	<input type="text"/>	<input type="text"/>	<input type="text"/>	<input type="text"/>	<input type="text"/>		
No academic rank	<input type="text"/>	<input type="text"/>	<input type="text"/>	<input type="text"/>	<input type="text"/>		
Total men							
Women							
Professors	<input type="text"/>	<input type="text"/>	<input type="text"/>	<input type="text"/>	<input type="text"/>		
Associate professors	<input type="text"/>	<input type="text"/>	<input type="text"/>	<input type="text"/>	<input type="text"/>		
Assistant professors	<input type="text"/>	<input type="text"/>	<input type="text"/>	<input type="text"/>	<input type="text"/>		
Instructors	<input type="text"/>	<input type="text"/>	<input type="text"/>	<input type="text"/>	<input type="text"/>		
Lecturers	<input type="text"/>	<input type="text"/>	<input type="text"/>	<input type="text"/>	<input type="text"/>		
No academic rank	<input type="text"/>	<input type="text"/>	<input type="text"/>	<input type="text"/>	<input type="text"/>		
Total women							
Total (men + women)							
Total (men+women) full-time non-medical school instructional staff from Part A							

Part G2 - Salary Outlays for Instructional Staff

Salary Outlays
for **Full-time Non-medical School Instructional Staff**



Annual Salary Outlays, 2017-18

- Report the **TOTAL ANNUAL** salary outlays for the full-time Non-medical School instructional staff reported in the 12 months, 11 months, 10 months, and 9 months columns on the previous screen, Part G1 – Salaries Worksheet
- Using the **TOTAL ANNUAL** salary outlays data provided, the system will calculate the Equated 9 months by academic rank and gender.

Gender and academic rank	Total staff for salary reporting (from Part G, screen 1)	Salary Outlays					Equated 9 months
		12 months	11 months	10 months	9 months		
Men							
Professors		<input type="text"/>	<input type="text"/>	<input type="text"/>	<input type="text"/>		
Associate professors		<input type="text"/>	<input type="text"/>	<input type="text"/>	<input type="text"/>		
Assistant professors		<input type="text"/>	<input type="text"/>	<input type="text"/>	<input type="text"/>		
Instructors		<input type="text"/>	<input type="text"/>	<input type="text"/>	<input type="text"/>		
Lecturers		<input type="text"/>	<input type="text"/>	<input type="text"/>	<input type="text"/>		
No academic rank		<input type="text"/>	<input type="text"/>	<input type="text"/>	<input type="text"/>		
Total men							
Women							
Professors		<input type="text"/>	<input type="text"/>	<input type="text"/>	<input type="text"/>		
Associate professors		<input type="text"/>	<input type="text"/>	<input type="text"/>	<input type="text"/>		
Assistant professors		<input type="text"/>	<input type="text"/>	<input type="text"/>	<input type="text"/>		
Instructors		<input type="text"/>	<input type="text"/>	<input type="text"/>	<input type="text"/>		
Lecturers		<input type="text"/>	<input type="text"/>	<input type="text"/>	<input type="text"/>		
No academic rank		<input type="text"/>	<input type="text"/>	<input type="text"/>	<input type="text"/>		
Total women							
Total (men + women)							

Part G4 - Salary Outlays for Non-instructional Staff

Salary Outlays
for Full-time Non-medical School Non-instructional Staff
Annual Salary Outlays, 2017-18

Occupational category	 Number of full-time staff (carried forward from the Part B - FT, non-instructional staff screens)	 Total annual salary outlays
<u>Research staff</u>		<input type="text"/>
<u>Public Service staff</u>		<input type="text"/>
<u>Library and Student and Academic Affairs and Other Education Services Occupations</u> 25-4000 + 25-2000 + 25-3000 + 25-9000		<input type="text"/>
<u>Management Occupations</u> 11-0000		<input type="text"/>
<u>Business and Financial Operations Occupations</u> 13-0000		<input type="text"/>
<u>Computer, Engineering, and Science Occupations</u> 15-0000 + 17-0000 + 19-0000		<input type="text"/>
<u>Community, Social Service, Legal, Arts, Design, Entertainment, Sports, and Media Occupations</u> 21-0000 + 23-0000 + 27-0000		<input type="text"/>
<u>Healthcare Practitioners and Technical Occupations</u> 29-0000		<input type="text"/>
<u>Service Occupations</u> 31-0000 + 33-0000 + 35-0000 + 37-0000 + 39-0000		<input type="text"/>
<u>Sales and Related Occupations</u> 41-0000		<input type="text"/>
<u>Office and Administrative Support Occupations</u> 43-0000		<input type="text"/>
<u>Natural Resources, Construction, and Maintenance Occupations</u> 45-0000 + 47-0000 + 49-0000		<input type="text"/>
<u>Production, Transportation, and Material Moving Occupations</u> 51-0000 + 53-0000		<input type="text"/>


Part B - Part-time Staff by Occupational Category

Number of Part-time Staff

As of November 1, 2017

- Report Hispanic/Latino individuals of any race as Hispanic/Latino
- Report race for non-Hispanic/Latino individuals only
- Include both non-medical and medical staff

Men

Race/ethnicity	<u>Instructional staff</u>	<u>Research staff</u>	<u>Public Service staff</u>	<u>Librarians, Curators, and Archivists</u> 25-4000	 <u>Student and Academic Affairs and Other Education Services Occupations</u> 25-2000 + 25-3000 + 25-9000
<u>Nonresident alien</u>	<input type="text"/>	<input type="text"/>	<input type="text"/>	<input type="text"/>	<input type="text"/>
<u>Hispanic/Latino</u>	<input type="text"/>	<input type="text"/>	<input type="text"/>	<input type="text"/>	<input type="text"/>
<u>American Indian or Alaska Native</u>	<input type="text"/>	<input type="text"/>	<input type="text"/>	<input type="text"/>	<input type="text"/>
<u>Asian</u>	<input type="text"/>	<input type="text"/>	<input type="text"/>	<input type="text"/>	<input type="text"/>
<u>Black or African American</u>	<input type="text"/>	<input type="text"/>	<input type="text"/>	<input type="text"/>	<input type="text"/>
<u>Native Hawaiian or Other Pacific Islander</u>	<input type="text"/>	<input type="text"/>	<input type="text"/>	<input type="text"/>	<input type="text"/>
<u>White</u>	<input type="text"/>	<input type="text"/>	<input type="text"/>	<input type="text"/>	<input type="text"/>
<u>Two or more races</u>	<input type="text"/>	<input type="text"/>	<input type="text"/>	<input type="text"/>	<input type="text"/>
<u>Race and ethnicity unknown</u>	<input type="text"/>	<input type="text"/>	<input type="text"/>	<input type="text"/>	<input type="text"/>
Total men					

Women

Race/ethnicity	<u>Instructional staff</u>	<u>Research staff</u>	<u>Public Service staff</u>	<u>Librarians, Curators, and Archivists</u> 25-4000	<u>Student and Academic Affairs and Other Education Services Occupations</u> 25-2000 + 25-3000 + 25-9000
<u>Nonresident alien</u>	<input type="text"/>	<input type="text"/>	<input type="text"/>	<input type="text"/>	<input type="text"/>
<u>Hispanic/Latino</u>	<input type="text"/>	<input type="text"/>	<input type="text"/>	<input type="text"/>	<input type="text"/>
<u>American Indian or Alaska Native</u>	<input type="text"/>	<input type="text"/>	<input type="text"/>	<input type="text"/>	<input type="text"/>
<u>Asian</u>	<input type="text"/>	<input type="text"/>	<input type="text"/>	<input type="text"/>	<input type="text"/>
<u>Black or African American</u>	<input type="text"/>	<input type="text"/>	<input type="text"/>	<input type="text"/>	<input type="text"/>
<u>Native Hawaiian or Other Pacific Islander</u>	<input type="text"/>	<input type="text"/>	<input type="text"/>	<input type="text"/>	<input type="text"/>
<u>White</u>	<input type="text"/>	<input type="text"/>	<input type="text"/>	<input type="text"/>	<input type="text"/>
<u>Two or more races</u>	<input type="text"/>	<input type="text"/>	<input type="text"/>	<input type="text"/>	<input type="text"/>
<u>Race and ethnicity unknown</u>	<input type="text"/>	<input type="text"/>	<input type="text"/>	<input type="text"/>	<input type="text"/>
Total women					

Total (men+women)

Total (men+women)					
Total from prior year					

Part B - Part-time Staff by Occupational Category

Number of Part-time Staff

As of November 1, 2017

- Report Hispanic/Latino individuals of any race as Hispanic/Latino
- Report race for non-Hispanic/Latino individuals only
- Include both non-medical and medical staff

Men

Race/ethnicity	<u>Management Occupations</u> 11-0000	<u>Business and Financial Operations Occupations</u> 13-0000	<u>Computer, Engineering, and Science Occupations</u> 15-0000 + 17-0000 + 19-0000	<u>Community, Social Service, Legal, Arts, Design, Entertainment, Sports, and Media Occupations</u> 21-0000 + 23-0000 + 27-0000	<u>Healthcare Practitioners and Technical Occupations</u> 29-0000
<u>Nonresident alien</u>	<input type="text"/>	<input type="text"/>	<input type="text"/>	<input type="text"/>	<input type="text"/>
<u>Hispanic/Latino</u>	<input type="text"/>	<input type="text"/>	<input type="text"/>	<input type="text"/>	<input type="text"/>
<u>American Indian or Alaska Native</u>	<input type="text"/>	<input type="text"/>	<input type="text"/>	<input type="text"/>	<input type="text"/>
<u>Asian</u>	<input type="text"/>	<input type="text"/>	<input type="text"/>	<input type="text"/>	<input type="text"/>
<u>Black or African American</u>	<input type="text"/>	<input type="text"/>	<input type="text"/>	<input type="text"/>	<input type="text"/>
<u>Native Hawaiian or Other Pacific Islander</u>	<input type="text"/>	<input type="text"/>	<input type="text"/>	<input type="text"/>	<input type="text"/>
<u>White</u>	<input type="text"/>	<input type="text"/>	<input type="text"/>	<input type="text"/>	<input type="text"/>
Two or more races	<input type="text"/>	<input type="text"/>	<input type="text"/>	<input type="text"/>	<input type="text"/>
<u>Race and ethnicity unknown</u>	<input type="text"/>	<input type="text"/>	<input type="text"/>	<input type="text"/>	<input type="text"/>
Total men					

Women

Race/ethnicity	<u>Management Occupations</u> 11-0000	<u>Business and Financial Operations Occupations</u> 13-0000	<u>Computer, Engineering, and Science Occupations</u> 15-0000 + 17-0000 + 19-0000	<u>Community, Social Service, Legal, Arts, Design, Entertainment, Sports, and Media Occupations</u> 21-0000 + 23-0000 + 27-0000	<u>Healthcare Practitioners and Technical Occupations</u> 29-0000
Nonresident alien	<input type="text"/>	<input type="text"/>	<input type="text"/>	<input type="text"/>	<input type="text"/>
Hispanic/Latino	<input type="text"/>	<input type="text"/>	<input type="text"/>	<input type="text"/>	<input type="text"/>
American Indian or Alaska Native	<input type="text"/>	<input type="text"/>	<input type="text"/>	<input type="text"/>	<input type="text"/>
Asian	<input type="text"/>	<input type="text"/>	<input type="text"/>	<input type="text"/>	<input type="text"/>
Black or African American	<input type="text"/>	<input type="text"/>	<input type="text"/>	<input type="text"/>	<input type="text"/>
Native Hawaiian or Other Pacific Islander	<input type="text"/>	<input type="text"/>	<input type="text"/>	<input type="text"/>	<input type="text"/>
White	<input type="text"/>	<input type="text"/>	<input type="text"/>	<input type="text"/>	<input type="text"/>
Two or more races	<input type="text"/>	<input type="text"/>	<input type="text"/>	<input type="text"/>	<input type="text"/>
Race and ethnicity unknown	<input type="text"/>	<input type="text"/>	<input type="text"/>	<input type="text"/>	<input type="text"/>
Total women					

Total (men+women)

Total from prior year					
-----------------------	--	--	--	--	--

Part B - Part-time Staff by Occupational Category

Number of Part-time Staff

As of November 1, 2017

- Report Hispanic/Latino individuals of any race as Hispanic/Latino
- Report race for non-Hispanic/Latino individuals only
- Include both non-medical and medical staff

Men							
Race/ethnicity	<u>Service Occupations</u> 31-0000 + 33-0000 + 35-0000 + 37-0000 + 39-0000	<u>Sales and Related Occupations</u> 41-0000	<u>Office and Administrative Support Occupations</u> 43-0000	<u>Natural Resources, Construction, and Maintenance Occupations</u> 45-0000 + 47-0000 + 49-0000	<u>Production, Transportation, and Material Moving Occupations</u> 51-0000 + 53-0000	Grand Total (All part-time staff)	
Nonresident alien	<input type="text"/>	<input type="text"/>	<input type="text"/>	<input type="text"/>	<input type="text"/>	<input type="text"/>	
Hispanic/Latino	<input type="text"/>	<input type="text"/>	<input type="text"/>	<input type="text"/>	<input type="text"/>	<input type="text"/>	
American Indian or Alaska Native	<input type="text"/>	<input type="text"/>	<input type="text"/>	<input type="text"/>	<input type="text"/>	<input type="text"/>	
Asian	<input type="text"/>	<input type="text"/>	<input type="text"/>	<input type="text"/>	<input type="text"/>	<input type="text"/>	
Black or African American	<input type="text"/>	<input type="text"/>	<input type="text"/>	<input type="text"/>	<input type="text"/>	<input type="text"/>	
Native Hawaiian or Other Pacific Islander	<input type="text"/>	<input type="text"/>	<input type="text"/>	<input type="text"/>	<input type="text"/>	<input type="text"/>	
White	<input type="text"/>	<input type="text"/>	<input type="text"/>	<input type="text"/>	<input type="text"/>	<input type="text"/>	
Two or more races	<input type="text"/>	<input type="text"/>	<input type="text"/>	<input type="text"/>	<input type="text"/>	<input type="text"/>	
Race and ethnicity unknown	<input type="text"/>	<input type="text"/>	<input type="text"/>	<input type="text"/>	<input type="text"/>	<input type="text"/>	
Total men							
Women							
Race/ethnicity	<u>Service Occupations</u> 31-0000 + 33-0000 + 35-0000 + 37-0000 + 39-0000	<u>Sales and Related Occupations</u> 41-0000	<u>Office and Administrative Support Occupations</u> 43-0000	<u>Natural Resources, Construction, and Maintenance Occupations</u> 45-0000 + 47-0000 + 49-0000	<u>Production, Transportation, and Material Moving Occupations</u> 51-0000 + 53-0000	Grand Total (All part-time staff)	
Nonresident alien	<input type="text"/>	<input type="text"/>	<input type="text"/>	<input type="text"/>	<input type="text"/>	<input type="text"/>	
Hispanic/Latino	<input type="text"/>	<input type="text"/>	<input type="text"/>	<input type="text"/>	<input type="text"/>	<input type="text"/>	
American Indian or Alaska Native	<input type="text"/>	<input type="text"/>	<input type="text"/>	<input type="text"/>	<input type="text"/>	<input type="text"/>	
Asian	<input type="text"/>	<input type="text"/>	<input type="text"/>	<input type="text"/>	<input type="text"/>	<input type="text"/>	
Black or African American	<input type="text"/>	<input type="text"/>	<input type="text"/>	<input type="text"/>	<input type="text"/>	<input type="text"/>	
Native Hawaiian or Other Pacific Islander	<input type="text"/>	<input type="text"/>	<input type="text"/>	<input type="text"/>	<input type="text"/>	<input type="text"/>	
White	<input type="text"/>	<input type="text"/>	<input type="text"/>	<input type="text"/>	<input type="text"/>	<input type="text"/>	
Two or more races	<input type="text"/>	<input type="text"/>	<input type="text"/>	<input type="text"/>	<input type="text"/>	<input type="text"/>	
Race and ethnicity unknown	<input type="text"/>	<input type="text"/>	<input type="text"/>	<input type="text"/>	<input type="text"/>	<input type="text"/>	
Total women							
Total (men+women)							
Total from prior year							

Part B - Graduate assistants

Number of Graduate Assistants

As of November 1, 2017

- Report Hispanic/Latino individuals of any race as Hispanic/Latino
- Report race for non-Hispanic/Latino individuals only

Men

Race/ethnicity	Teaching 25-1191	Research	Other 11-0000, 13-0000, 15-0000, 17-0000, 19-0000, 21-0000, 23-0000, 27-0000, 25-4000, 25-4010, 25-4020, 25-4030, 25-2000, 25-3000, 25-9000, 29-0000	Total
Nonresident alien	<input type="text"/>	<input type="text"/>	<input type="text"/>	<input type="text"/>
Hispanic/Latino	<input type="text"/>	<input type="text"/>	<input type="text"/>	<input type="text"/>
American Indian or Alaska Native	<input type="text"/>	<input type="text"/>	<input type="text"/>	<input type="text"/>
Asian	<input type="text"/>	<input type="text"/>	<input type="text"/>	<input type="text"/>
Black or African American	<input type="text"/>	<input type="text"/>	<input type="text"/>	<input type="text"/>
Native Hawaiian or Other Pacific Islander	<input type="text"/>	<input type="text"/>	<input type="text"/>	<input type="text"/>
White	<input type="text"/>	<input type="text"/>	<input type="text"/>	<input type="text"/>
Two or more races	<input type="text"/>	<input type="text"/>	<input type="text"/>	<input type="text"/>
Race and ethnicity unknown	<input type="text"/>	<input type="text"/>	<input type="text"/>	<input type="text"/>
Total men				

Women

Race/ethnicity	Teaching 25-1191	Research	Other 11-0000, 13-0000, 15-0000, 17-0000, 19-0000, 21-0000, 23-0000, 27-0000, 25-4000, 25-4010, 25-4020, 25-4030, 25-2000, 25-3000, 25-9000, 29-0000	Total
Nonresident alien	<input type="text"/>	<input type="text"/>	<input type="text"/>	<input type="text"/>
Hispanic/Latino	<input type="text"/>	<input type="text"/>	<input type="text"/>	<input type="text"/>
American Indian or Alaska Native	<input type="text"/>	<input type="text"/>	<input type="text"/>	<input type="text"/>
Asian	<input type="text"/>	<input type="text"/>	<input type="text"/>	<input type="text"/>
Black or African American	<input type="text"/>	<input type="text"/>	<input type="text"/>	<input type="text"/>
Native Hawaiian or Other Pacific Islander	<input type="text"/>	<input type="text"/>	<input type="text"/>	<input type="text"/>
White	<input type="text"/>	<input type="text"/>	<input type="text"/>	<input type="text"/>
Two or more races	<input type="text"/>	<input type="text"/>	<input type="text"/>	<input type="text"/>
Race and ethnicity unknown	<input type="text"/>	<input type="text"/>	<input type="text"/>	<input type="text"/>
Total women				

Total (men+women)

Total from prior year

--	--	--	--	--

Part C - Total number of staff

Total Number of Staff						
As of November 1, 2017						
	Full-time men	Full-time women	Part-time men	Part-time women	Total men	Total women
<u>Nonresident alien</u>						
<u>Hispanic/Latino</u>						
<u>American Indian or Alaska Native</u>						
<u>Asian</u>						
<u>Black or African American</u>						
<u>Native Hawaiian or Other Pacific Islander</u>						
<u>White</u>						
Two or more races						
<u>Race and ethnicity unknown</u>						
Grand total						

Human Resources Survey Evaluation

Were any staff members difficult to categorize? If so, please explain in the box below.

U.S. Department of Education



[Software Provider Resources](#)

[Browsers Supported](#)

[Use of Cookies](#)

[Troubleshooting](#)

[Section 508 Compliance](#)

[NCES Privacy Policy](#)

2017-18 HR: Degree-granting Institutions that have less than 15 full-time staff[Purpose of Component - Data Collected](#)[Changes in Reporting](#)[General Instructions](#)[Reporting Period Covered](#)[Context Boxes](#)[Coverage](#)[Where to Get Help](#)[Where the Data Will Appear](#)[Uploading Files to the IPEDS Data Collection System](#)[Detailed Instructions](#)[Summary of Parts](#)[Screening Questions](#)[Part A - Full-time Staff](#)[Part B - Part-time Staff](#)[Part G - Salaries](#)[Key Reporting Concepts](#)[Reporting Persons by Racial/Ethnic Category \(1997 OMB\)](#)[How do I report Instructional Staff?](#)[How do I report Instructional Staff by Academic Rank?](#)[How do I report Adjunct Instructional Staff?](#)[How do I Report Medical School Staff?](#)[How do I report Research Staff?](#)[How do I report Public Service Staff?](#)[How do I report Postdoctoral Staff?](#)[How do I report Managers and Supervisors?](#)[Who should be reported in the "Student and Academic Services and Other Education Occupations" Category?](#)[How do I report Graduate Assistants?](#)[How do I report Salaries?](#)[What is CUPA-HR and how will it help me categorize my staff?](#)[Reporting Staff by Occupational Category](#)[Structure of the 2010 Standard Occupational Classification \(SOC\) System](#)[2010 SOC Classification Principles](#)[Additional Information from the 2010 SOC Coding Guidelines](#)[Comparison of the IPEDS HR Occupational Categories to the 2010 SOC Occupational Categories](#)[Crosswalk Between IPEDS HR Occupational Categories and the 2010 SOC Occupational Categories](#)[Reporting Instructional Staff by Occupational Category](#)[Note regarding the use of the "Postsecondary Teachers" Terminology](#)[Reporting Graduate Assistants by Occupational Category](#)[Resources for Classifying Employees Using the 2010 SOC Codes](#)**Purpose of the Survey Component**

The primary purpose of the Human Resources (HR) survey component is to measure the number and type of staff supporting postsecondary education in terms of employment status (full-time and part-time) and occupational category. In addition, for degree-granting institutions and related administrative offices that have less than 15 full-time staff, salary data for full-time, non-medical school staff are also collected, and some data are collected by medical/non-medical school status for 4-year and above degree-granting institutions with Doctor of Medicine (M.D.) and/or Doctor of Osteopathic Medicine (D.O.) programs.

The reporting of data by race/ethnicity and gender is now required every year.

Special note for state and corporate systems: If a separate, administrative office entity has been established for the system in IPEDS, that entity will report all staff associated with the administrative office. If no separate administrative office entity has been created, administrative office staff will be reported by the main campus of the system. If you have any questions concerning whether a separate reporting entity exists for your system, please contact your system's coordinator or keyholder, or the IPEDS Help Desk for further assistance.

Changes in Reporting

Changes in reporting for 2016-17 include the following:

- Salary outlays are now collected by months worked (rather than total across all months worked).
- Categories for reporting of Graduate Assistants have been collapsed from 8 categories to 3 categories (Teaching, Research, Other).
- Contract reporting categories for full-time instructional staff with faculty status (not-on-tenure track) have been revised. The new categories are: 1) Multi-year contract, 2) Annual contract, 3) Less-than-annual contract, and 4) Contract of indefinite duration (continuing or at-will). The former categories were: 1) Multi-year, continuing, or at-will contract, 2) Annual contract, and 3) Less-than-annual contract.
- New Hires reporting (Part L) now covers November 1 through October 31 (rather than July 1 through October 31).

Top ▲

General Instructions

Reporting Period Covered

The HR component is intended to provide a snapshot of your institution's human resources/payroll data at a specific point in the fall. As such, report employees on the payroll of the institution as of November 1, 2017.

Top ▲

Context Boxes

Context boxes are provided to allow institutions to provide more information regarding survey component items. Note that some context boxes are posted on the [College Navigator Website](#), which is the college search tool offered by NCES. NCES will review entries in these context boxes for applicability and appropriateness before posting them on the [College Navigator Website](#); institutions should check grammar and spelling of their entries.

Top ▲

Coverage

Who to Include in this Report

- Persons on the payroll of the institution as of November 1, 2017.
- Staff who are on sabbatical leave and staff who are on leave but remain on the payroll.
- Staff who are hired to temporarily replace staff who are on sabbatical leave or on leave with or without pay.
- "Visiting" instructional, research, and public service staff who are paid by your institution.
- Adjunct instructional staff (see definition in Glossary below). Report adjuncts as either full-time or part-time instructional staff.
- Staff in workforce development training programs and Adult Basic Education (ABE) programs.
- Staff at off-campus centers associated with the campus covered by this report. (Do not include staff who work at branch campuses located in a foreign country.)
- Corporate administrators for single-campus institutions or for multi-campus organizations (administrative units).

Who *NOT* to Include in this Report

- Staff on leave without pay.
- Staff in the military or religious orders who are not paid by your institution.
- Staff whose services are contracted by or donated to the institution.
- Casual staff (hired on an ad-hoc or occasional basis to meet short-term needs).
- Undergraduate students.
- Students in the College Work-Study Program.
- Graduate students who are receiving waivers and stipends that are not in exchange for services rendered (e.g., fellowships or training grant support).
- Staff who work in hospitals associated with medical schools, but are not employed by the medical school.

Top ▲

Where to Get Help with Reporting

IPEDS Help Desk

Phone: 1-877-225-2568
Email: ipedshelp@rti.org

Web Tutorials

You can also consult the [IPEDS Website Trainings & Outreach](#) page which contains several tutorials on IPEDS data collection, a self-paced overview of IPEDS tools, and other valuable resources.

IPEDS Resource Page

The [IPEDS Website Reporting Tools](#) page contains frequently asked questions, a link to data tip sheets, tutorials, taxonomies, information centers (e.g., academic libraries, average net price, human resources, race/ethnicity, etc.), and other valuable information.

In addition, in 2012-13, new IPEDS occupational categories replaced the primary function/occupational activity categories previously used for IPEDS HR reporting. The change was required to align the IPEDS HR survey component with the 2010 Standard Occupational Classification (SOC) System.

Information specific to the IPEDS HR component and the SOC system can be found within the IPEDS Resource Page in the [Standard](#)

[Occupational Classification \(SOC\).](#)

Top ▲

Where the Reported Data Will Appear

Data collected through IPEDS will be accessible at the institution- and aggregate-levels.

At the institution-level, data will appear in the:

- [College Navigator Website](#)
- [IPEDS Data Center](#)
- [IPEDS Data Feedback Reports](#)
- [College Affordability and Transparency Center Website](#)

At the aggregate-level, data will appear in:

- [IPEDS First Looks](#)
- [IPEDS Table Library](#)
- [IPEDS Data Feedback Reports](#)
- [The Digest of Education Statistics](#)
- [The Condition of Education](#)

Top ▲

Uploading Files to the IPEDS Data Collection System

The *File Import/Upload* option is found under the Tools menu. In order to perform the upload you'll need to have a file formatted to specifications. Upload specifications are included with the survey materials found under the Help menu. There are two upload formats available for the HR survey component:

- Fixed width file
- Key value file

Top ▲

Detailed Instructions

Summary of Parts

Listed below is a summary of each section of the HR survey component.

- **Part A - Full-time staff:** Collects the number of full-time staff by occupational category.
- **Part B - Part-time staff:** Collects the number of part-time staff by occupational category.
- **Part C - Staff summary:** Provides a summary of the data reported in Parts A and B.

NOTE: Parts D through F are not applicable to degree-granting institutions with less than 15 full-time staff members.

- **Part G - Salaries:** Collects the number of full-time, non-medical, instructional staff by academic rank based on the number of months covered by their annual salary: 9 months, 10 months, 11 months, or 12 months; as well as the total annual salary outlays for these staff by academic rank. In addition, total annual salary outlays are collected for full-time, non-medical school, non-instructional staff by occupational category.

You must enter data on each displayed screen. If a screen is not applicable to your institution, enter at least one zero in a field on the screen and save the screen before continuing.

For screens that ARE applicable to your institution, once data are entered in one or more cells on the screen it is not necessary to enter zeros in inapplicable cells/rows/columns. In this case, cells that are left blank will be treated as zeros.

Top ▲

Screening Questions

Please read and answer the screening questions in the data collection system very carefully. **These questions must be answered before providing detailed data.** Responses to the screening questions will determine which items of the survey must be completed by your institution.

Top ▲

Part A - Full-time Staff

In Part A, report the number of full-time staff at the institution by occupational category and medical school status (if applicable).

All staff must be reported using the new IPEDS occupational categories, which align with the 2010 Standard Occupational Classification (SOC) codes.

Report each employee only once. If an employee in a single job could be coded in more than one occupation:

- code the employee in the occupation that requires the highest level of skill
- OR -
- if there is no measurable difference in skill requirements, code the employee in the occupation in which they spend the most time

For additional information relevant to reporting full-time staff in Part A, please refer to the [Key Reporting Concepts](#) section of these instructions below.

Top ▲

Part B - Part-time Staff

In Part B, report the number of part-time staff (including graduate assistants, if applicable) at the institution by occupational category and medical school status (if applicable).

All staff must be reported using the new IPEDS occupational categories, which align with the 2010 Standard Occupational Classification (SOC) codes.

Report each employee only once. If an employee in a single job could be coded in more than one occupation:

- code the employee in the occupation that requires the highest level of skill
- OR -
- if there is no measurable difference in skill requirements, code the employee in the occupation in which they spend the most time

For additional information relevant to reporting part-time staff in Part B, please refer to the [Key Reporting Concepts](#) section of these instructions below.

Top ▲

Part G - Salaries

Full-time, non-medical school, instructional staff

On the "Salaries Worksheet" screen, report the number of full-time, non-medical school, instructional staff at the institution by academic rank (e.g., professor, associate professor, etc.) based on the number of months of work covered by the annual salary paid to the employee: 9 months, 10 months, 11 months, or 12 months. This includes instructional staff *with* faculty status and *without* faculty status. The number of months reported should correspond with the number of months worked (which may differ from the number of months over which they are paid).

Note: If a full-time employee who was reported in Part A is paid an annual salary that covers fewer than 9 months worked, do not include that employee in the worksheet counts. These employees will appear in the "Balance" column on the worksheet so that you may double check your entries.

For each academic rank the system will calculate:

- The total number of staff reported (i.e., the sum of the values entered in the 9 months, 10 months, 11 months, and 12 months categories); and
- The total number of months covered (i.e., the sum of the staff reported in each column multiplied by the number of months worked).

The above two values will be carried forward to the "Salary Outlays" screen. Here you must report the TOTAL ANNUAL salary outlays for the full-time, non-medical school, instructional staff reported on the "Salaries Worksheet" screen by academic rank. This should include the staff reported in the 9 months, 10 months, 11 months, and 12 months categories. **Do NOT include salary outlays for employees whose annual salary covers fewer than 9 months worked.**

Based on the data provided, the system will calculate the "Weighted Average Monthly Salaries" by academic rank.

Full-time, non-medical school, non-instructional staff

You must also report the TOTAL ANNUAL salary outlays for full-time, non-medical school, non-instructional staff at the institution by occupational category.

Report total annual salary outlays for 2017-18.

Salary outlays (combined salaries of all staff) should include base salaries only - no supplements, overloads, or bonuses. Additional stipends for administrative, managerial, or other responsibilities should NOT be included in the salary outlays data for instructional staff.

Staff on leave: When reporting staff on sabbatical leave and staff who are on leave but remain on the payroll of the institution, report such persons at their regular salaries even though the staff may be receiving a reduced annuity while on leave.

For additional information relevant to reporting Salaries data in Part G, please refer to the Key Reporting Concepts section of these instructions below.

New hires: Even if staff were not employed for an entire year as of the snapshot date, their entire base annual salary should be reported in Part G, as applicable.

Top ▲

Key Reporting Concepts

The following are key reporting concepts that will assist you with completing the IPEDS Human Resources survey component. Please read all instructions thoroughly prior to entering data.

Top ▲

Reporting Persons by Racial/Ethnic Category (1997 OMB)

This information is being collected in compliance with Title VI of the Civil Rights Act of 1964 and Title IX of the Education Amendments of 1972 and Sec. 421(a)(1) of the Carl D. Perkins Vocational Education Act. These instructions correspond with the Final Guidance on Maintaining, Collecting, and Reporting Racial and Ethnic Data to the U.S. Department of Education, published in the Federal Register on October 19, 2007.

Method of collection - Institutions must collect race and ethnicity information using a 2-question format. The first question is whether the respondent is Hispanic/Latino. The second question is whether the respondent is from one or more races from the following list: American Indian or Alaska Native, Asian, Black or African American, Native Hawaiian or Other Pacific Islander, and White. Institutions should allow students and staff to self-identify their race and ethnicity. For further details on the guidance for collecting these data, please see the full Federal Register notice.

Method of reporting aggregate data - Institutions must report aggregate data to the U.S. Department of Education using the NINE categories below. Racial/ethnic designations are requested only for United States citizens, resident aliens, and other eligible non-citizens.

- Hispanic or Latino, regardless of race

For Non-Hispanic/Latino individuals:

- American Indian or Alaska Native
- Asian
- Black or African American
- Native Hawaiian or Other Pacific Islander
- White
- Two or more races

In addition, the following categories may be used:

- Nonresident alien
- Race and ethnicity unknown

Racial/ethnic descriptions - Racial/ethnic designations as used in this survey do not denote scientific definitions of anthropological origins. The categories are:

- Hispanic or Latino- A person of Cuban, Mexican, Puerto Rican, South or Central American, or other Spanish culture or origin, regardless of race.
- American Indian or Alaska Native- A person having origins in any of the original peoples of North and South America (including Central America) who maintains cultural identification through tribal affiliation or community attachment.
- Asian- A person having origins in any of the original peoples of the Far East, Southeast Asia, or the Indian Subcontinent, including, for example, Cambodia, China, India, Japan, Korea, Malaysia, Pakistan, the Philippine Islands, Thailand, and Vietnam.
- Black or African American- A person having origins in any of the black racial groups of Africa.
- Native Hawaiian or Other Pacific Islander- A person having origins in any of the original peoples of Hawaii, Guam, Samoa, or other Pacific Islands.
- White - A person having origins in any of the original peoples of Europe, the Middle East, or North Africa.

Other descriptive categories

- **Nonresident alien** - A person who is not a citizen or national of the United States and who is in this country on a visa or temporary basis and does not have the right to remain indefinitely. NOTE - Nonresident aliens are to be reported separately, in the boxes provided, rather than included in any of the seven racial/ethnic categories. Resident aliens and other eligible (for financial aid purposes) non-citizens who are not citizens or nationals of the United States and who have been admitted as legal immigrants for the purpose of obtaining permanent resident alien status (and who hold either an alien registration card (Form I-551 or I-151), a Temporary Resident Card (Form I-688), or an Arrival-Departure Record (Form I-94) with a notation that conveys legal immigrant status such as Section 207 Refugee, Section 208 Asylee, Conditional Entrant Parolee or Cuban-Haitian) are to be reported in the appropriate racial/ethnic categories along with United States citizens.
- **Race and ethnicity unknown** - This category is used only if the person did not select EITHER a racial or ethnic designation.

Top ▲

How do I report Instructional Staff?

"Instructional Staff", as defined by IPEDS, is comprised of staff who are either: 1) Primarily Instruction (PI); or 2) "Instruction combined with Research and/or Public Service" (IRPS). The intent of the "Instructional Staff" category is to include all individuals whose primary occupation includes instruction at the institution. "Primarily Instruction" are those individuals whose primary responsibility can be defined as teaching (e.g. the majority of their total time). "Instruction combined with Research and/or Public Service" (IRPS) are those individuals who have instruction as part of their job, but it cannot readily be differentiated from the research or public service functions of their jobs (e.g. they teach, but a percentage of time spent teaching is not discernible since their teaching responsibilities are not clearly differentiated from their other responsibilities). Instructional staff could include postdoctoral students, if they meet the criteria for one of the above two categories. Adjunct Instructional Staff would also typically meet the criteria.

Top ▲

How do I report Instructional Staff by Academic Rank?

(For degree-granting institutions with less than 15 full-time staff members this is only applicable to Part G - Salaries)

Report Instructional Staff by academic rank (e.g., professor, associate professor, etc.), as designated by the institution. Institutions without standard academic ranks should report all their Instructional Staff in the "No Academic Rank" category.

Top ▲

How do I report Adjunct Instructional staff?

Adjunct Instructional Staff serve in either a temporary or auxiliary capacity to teach academic degree-credit courses, as well as remedial, developmental, or ESL courses, and are paid on a course-by-course basis. They should be reported as either part-time or full-time based on their designation on the institution's payroll, and as non-tenured instructional staff.

Top ▲

How do I Report Medical School Staff?

4-year and above degree-granting institutions with M.D. and/or D.O. programs report some data specifically for medical school staff. The data for these institutions are reported in three ways:

- **Combined:** On some screens, data are reported for medical school and non-medical school staff combined.
- **Separately:** On some screens, data are reported separately for non-medical school staff and for medical school staff.
- **Excluded:** Data are reported for NON-MEDICAL SCHOOL STAFF ONLY in Part G – Salaries.

Staff employed by or working in the medical school (M.D. and/or D.O.) component of a postsecondary institution, or in a freestanding medical school, should be reported as medical school staff. However, this does NOT include:

- Employees working strictly in a hospital associated with a medical school.
- Those who volunteer their services at the medical school.
- Those who work in health or allied health schools or departments such as dentistry, veterinary medicine, nursing, or dental hygiene – **unless** the health or allied health schools or departments are affiliated with (housed in or under the authority of) the medical school.

NOTE: Staff that are in health disciplines that are NOT considered part of a medical school must be reported on the non-medical school pages.

Free-Standing Hospitals and Medical Centers

Hospitals, medical centers, and other entities that offer postsecondary education programs as part of their mission should report only those staff who work full-time or part-time in the **postsecondary education division or component of the institution**. If a staff member works full-time for the institution - but only part-time in the postsecondary education division or component - for the purposes of this survey, that person should be reported as part-time in his or her occupational category in the postsecondary education division or component.

Top ▲

How do I report Research staff?

A staff member should be classified as "Research Staff" if the majority of their work is focused on conducting research, regardless of their title, academic rank, or tenure status.

Top ▲

How do I report Public service staff?

A staff member should be classified as "Public Service Staff" if the majority of their work is focused on carrying out public service activities. These would be staff members who work in agricultural extension services, clinical services, or continuing education, regardless of their title, academic rank, or tenure status. *If the staff member is located off campus, such as in an extension office, they should still be classified as Public Service Staff as long as the majority of their work is focused on carrying out public service activities.*

Top ▲

How do I report Postdoctoral staff?

Postdoctoral staff members should be classified based on where the majority of their work is performed. For example, if the postdoc spends the majority of their time conducting research they should be classified as "Research Staff". In addition, postdoctoral staff members typically do not have faculty status and they should be reported as "Without faculty status".

Top ▲

How do I report Managers and Supervisors?

The "Management Occupations" category is a direct match to the "11-0000 Management Occupations" SOC category. This category should include those staff whose job it is to plan, direct, or coordinate policies, programs, and may include some supervision of other workers. In addition, Postsecondary Deans should be classified in this category as well, even though they perform similar activities to the workers that they supervise.

All other supervisors should be categorized within the same category as the workers that they supervise. However, there is an exception for those that supervise workers in the Healthcare Support Occupations. For additional information please refer to the 2010 SOC Classification Principles section of these instructions.

Top ▲

Who should be reported in the "Student and Academic Affairs and Other Education Services Occupations" category?

This category includes professionals who work in the areas of student activities, student admissions, student affairs, student career

services, student enrollment, student financial aid, student registration and records, campus recreation services, and similar functions. Typically, the person who directs or heads the office would not be included in this category. For additional information on whom should be included in this category, as well as whom should be included in other categories, please see the [IPEDS/SOC Crosswalk](#).

Top ▲

How do I report Graduate Assistants?

Graduate Assistants are considered part-time employees and should be classified in the occupational category in which the majority of their work is performed. IPEDS only collects information for graduate assistants working in a subset of the occupational categories. Those primarily performing duties in other categories should be excluded. Additional information on reporting Graduate Assistants can be found in the [Reporting Graduate Assistants by Occupational Category](#) section of these instructions.

Top ▲

How do I report Salaries?

Historically, IPEDS has collected average annual salaries. Because there is variation in what an "annual" salary entails, IPEDS now calculates **equated 9 month salaries**. The salaries worksheet is used to determine average monthly salaries by collecting the number of Instructional Staff and the number of months they worked, along with the total annual salary outlays for the staff reported in the 12 months, 11 months, 10 months, and the 9 months columns on the salaries worksheet.

Full-time instructional staff should be reported based on the number of months during which they work during the year, NOT the number of months during which they are paid. Additional information on reporting Salaries data can be found in the instructions for [Part G - Salaries](#).



What is CUPA-HR and how will it help me categorize my staff?

CUPA-HR, or the College and University Professional Association for Human Resources, developed worksheets to assist institutions in classifying their staff members according to the 2010 SOC, and graciously offered them for use in IPEDS reporting, regardless of whether institutions are CUPA-HR members or not. These worksheets contain many positions in postsecondary education (which aren't specifically mentioned in the SOC itself) such as: registrar, bursar, alumni, outreach specialist, etc. These worksheets, along with Position Descriptions, can be found at: <http://www.cupahr.org/surveys/worksheets.aspx>.

Additional information on the CUPA-HR worksheets and additional resources to assist you with categorizing employees using the new HR occupational categories / 2010 SOC can be found in the [Resources for Classifying Employees Using the 2010 SOC Codes](#) section of these instructions.

Top ▲

Reporting Staff by Occupational Category

The occupational categories in the IPEDS HR component were changed in 2012-13 to align with the occupational categories in the 2010 Standard Occupational Classification (SOC) System.

Structure of the 2010 Standard Occupational Classification (SOC) System

The occupations in the SOC are classified at four levels of aggregation: 23 major groups, 97 minor groups, 461 broad occupations, and 840 detailed occupations. Each lower level of detail identifies a more specific group of occupations. (For more information refer to the table at http://www.bls.gov/soc/soc_structure_2010.pdf.)

Each item in the SOC is designated by a six-digit code:

- Major group codes end with 0000 (e.g., 25-0000 Education, Training, and Library Occupations)
- Minor group codes generally end with 000 (e.g., 25-1000 Postsecondary Teachers)
- Broad occupations end with 0 (e.g., 25-4020 Librarians)
- Detailed occupations end with a number other than 0 (e.g., 25-1191 Graduate Teaching Assistant)

IPEDS does not require institutions to manually code and report all occupations at the detailed SOC level. However, although coding at the 6-digit level is not required, it can make categorization more precise and would also provide supporting documentation if there were questions about why a given job was classified in a specific IPEDS category.

Most of the occupational data in IPEDS will be collected at the higher, major 2-digit level (e.g., 11-0000 Management Occupations).

However, there are a few instances where data will be collected at a lower level such as Postsecondary Teachers; Librarians, Curators, and Archivists; Library Technicians; and Graduate Assistants-Teaching. For IPEDS purposes, institutions should report their employees in the occupational categories defined in the IPEDS HR survey.

The IPEDS HR occupational categories and the associated SOC codes are provided below and at http://nces.ed.gov/ipeds/resource/download/IPEDS_HR_2012-13_and_2010_SOC_Crosswalk.pdf.

Top ▲

2010 SOC Classification Principles

The SOC Classification Principles form the basis on which the SOC system is structured.

1. The SOC covers all occupations in which work is performed for pay or profit, including work performed in family-operated enterprises by family members who are not directly compensated. It excludes occupations unique to volunteers. Each occupation is assigned to only one occupational category at the lowest level of the classification.
2. Occupations are classified based on work performed and, in some cases, on the skills, education, and/or training needed to perform the work at a competent level.
3. Workers primarily engaged in planning and directing are classified in management occupations in Major Group 11-0000. Duties of these workers may include supervision.

4. Supervisors of workers in Major Groups 13-0000 through 29-0000 *usually* have work experience and perform activities similar to those of the workers they supervise, and therefore are classified with the workers they supervise. **
5. Workers in Major Group 31-0000 Healthcare Support Occupations assist and are usually supervised by workers in Major Group 29-0000 Healthcare Practitioners and Technical Occupations. Therefore, there are no first-line supervisor occupations in Major Group 31-0000.
6. Workers in Major Groups 33-0000 through 53-0000 whose primary duty is supervising are classified in the appropriate first-line supervisor category because their work activities are distinct from those of the workers they supervise.
7. Apprentices and trainees are classified with the occupations for which they are being trained, while helpers and aides are classified separately because they are not in training for the occupation they are helping.
8. If an occupation is not included as a distinct detailed occupation in the structure, it is classified in an appropriate "All Other" (or residual) occupation. "All Other" occupations are placed in the structure when it is determined that the detailed occupations comprising a broad occupation group do not account for all of the workers in the group. These occupations appear as the last occupation in the group, with a code ending in "9", and are identified in their title by having "All Other" appear at the end.
9. The U.S. Bureau of Labor Statistics and the U.S. Census Bureau are charged with collecting and reporting data on total U.S. employment across the full spectrum of SOC major groups. Thus, for a detailed occupation to be included in the SOC, either the Bureau of Labor Statistics or the Census Bureau must be able to collect and report data on that occupation.

** Postsecondary administrators such as Deans are classified as 11-000 Management occupations.

Top ▲

Additional Information from the 2010 SOC Coding Guidelines

Job Titles That Could be Coded in More than One SOC Occupational Category

An employee should be reported in only one SOC occupational category.

When workers in a single job could be coded in more than one occupation, they should be coded in the occupation that requires the highest level of skill. If there is no measurable difference in skill requirements, workers should be coded in the occupation in which they spend the most time. Workers whose job is to teach at different levels (e.g., elementary, middle, or secondary) should be coded in the occupation corresponding to the highest educational level they teach.

Determining Supervisory Category for Major Groups 33-0000 through 53-000

Workers in Major Groups 33-0000 through 53-0000 who spend 80 percent or more of their time performing supervisory activities are coded in the appropriate first-line supervisor category in the SOC. In these same Major Groups (33-0000 through 53-0000), persons with supervisory duties who spend less than 80 percent of their time supervising are coded with the workers they supervise.

Top ▲

Comparison of the 2017-18 IPEDS HR Occupational Categories to the 2010 SOC Occupational Categories

(see crosswalk below for complete information)

The IPEDS HR occupational categories and the 2010 SOC occupational categories are similar for several of the categories that directly match (e.g., 11-0000 Management Occupations).

However, they differ in three major ways:

- There are 13 broad IPEDS HR occupational categories and 23 major SOC categories.
 - Several of the IPEDS HR occupational categories represent combinations of separate SOC categories, e.g., the HR category "Service Occupations" includes five SOC categories.
 - The major SOC category "Education, Training, and Library Occupations" (25-0000) is reported in the IPEDS HR survey at a more detailed level: "Postsecondary Teachers"; "Librarians, Curators, and Archivists"; "Student and Academic Affairs and Other Education Services Occupations"; and "Graduate Assistants-Teaching"
- The category "Graduate Assistants-Research" does not have a single associated SOC code.
- The SOC "Military Specific Occupations" (55-0000) category is not included in IPEDS reporting because the IPEDS HR component collects data on civilian staff only.

Top ▲

Crosswalk for Degree-Granting Institutions

2017-18 IPEDS Human Resources Occupational Categories to the 2010 Standard Occupational Classification (SOC) Occupational Categories

2017-18 IPEDS HR Occupational Categories	2010 SOC Occupational Categories
Education, Training, and Library Occupations	25-0000 Education, Training, and Library Occupations
Educational Occupations <ul style="list-style-type: none"> • Instructional Staff <ul style="list-style-type: none"> ◦ Primarily Instruction ◦ Instruction Combined with Research and/or Public Service • Research staff • Public Service staff 	25-1000 Postsecondary Teachers

Library and Instructional Support Occupations <ul style="list-style-type: none"> • Librarians, Curators, and Archivists <ul style="list-style-type: none"> ◦ Archivists, Curators, and Museum Technicians ◦ Librarians ◦ Library Technicians • Student and Academic Services and Other Education Occupations 	25-4000 Librarians, Curators, and Archivists 25-4010 Archivists, Curators, and Museum Technicians 25-4020 Librarians 25-4030 Library Technicians 25-2000 Preschool, Primary, Secondary, and Special Education School Teachers 25-3000 Other Teachers and Instructors 25-9000 Other Education, Training, and Library Occupations
Other Occupations	
Management Occupations	11-0000 Management Occupations
Business and Financial Operations Occupations	13-0000 Business and Financial Operations Occupations
Computer, Engineering, and Science Occupations	15-0000 Computer and Mathematical Occupations 17-0000 Architecture and Engineering Occupations 19-0000 Life, Physical, and Social Science Occupations
Community, Social Service, Legal, Arts, Design, Entertainment, Sports, and Media Occupations	21-0000 Community and Social Service Occupations 23-0000 Legal Occupations 27-0000 Arts, Design, Entertainment, Sports, and Media Occupations
Healthcare Practitioners and Technical Occupations	29-0000 Healthcare Practitioners and Technical Occupations
Service Occupations	31-0000 Healthcare Support Occupations 33-0000 Protective Service Occupations 35-0000 Food Preparation and Serving Related Occupations 37-0000 Building and Grounds Cleaning and Maintenance Occupations 39-0000 Personal Care and Service Occupations
Sales and Related Occupations	41-0000 Sales and Related Occupations
Office and Administrative Support Occupations	43-0000 Office and Administrative Support Occupations
Natural Resources, Construction, and Maintenance Occupations	45-0000 Farming, Fishing, and Forestry Occupations 47-0000 Construction and Extraction Occupations 49-0000 Installation,

	Maintenance, and Repair Occupations
Production, Transportation, and Material Moving Occupations	51-0000 Production Occupations 53-0000 Transportation and Material Moving Occupations
<i>Not applicable to HR Survey</i> <i>(Military Specific Occupations are not reported in the IPEDS HR survey)</i>	55-0000 Military Specific Occupations
Graduate Assistants	
Graduate Assistants - Teaching	25-1191 Graduate Teaching Assistant
Graduate Assistants - Research	<i>There is no single SOC Code associated with this IPEDS Occupational Category</i>
Graduate Assistants - Other	25-4000 Librarians, Curators, and Archivists 25-4010 Archivists, Curators, and Museum Technicians 25-4020 Librarians 25-4030 Library Technicians 25-2000 Preschool, Primary, Secondary, and Special Education School Teachers 25-3000 Other Teachers and Instructors 25-9000 Other Education, Training, and Library Occupations 11-0000 Management Occupations 13-0000 Business and Financial Operations Occupations 15-0000 Computer and Mathematical Occupations 17-0000 Architecture and Engineering Occupations 19-0000 Life, Physical, and Social Science Occupations 21-0000 Community and Social Service Occupations 23-0000 Legal Occupations 27-0000 Arts, Design, Entertainment, Sports, and Media Occupations 29-0000 Healthcare Practitioners and Technical Occupations
<i>Graduate Assistants in occupational categories other than those listed above are not reported in the HR Survey</i>	

Top ▲

Reporting Instructional Staff by Occupational Category

SOC category 25-1000, Postsecondary Teachers, includes the following IPEDS occupational categories:

- **Instructional Staff**
In the HR survey component, Instructional Staff is defined as the combined category of Primarily Instruction AND Instruction Combined with Research and/or Public Service.
- **Primarily Instruction**
Persons whose specific assignments customarily are made for the purpose of providing instruction or teaching. Regardless of title, faculty status, academic rank, or tenure status, these employees formally spend the majority of their time providing instruction or teaching.

- **Instruction combined with research and/or public service**

Persons for whom it is not possible to differentiate between instruction or teaching, research, and public service because each of these functions is an integral component of his/her regular assignment. Regardless of title, faculty status, academic rank, or tenure status, these employees formally spend the majority of their time providing instruction, research, and/or public service.

Top ▲

Note regarding the use of the "Postsecondary Teachers" Terminology:

Postsecondary Teachers is an occupational category in the 2010 Standard Occupational Classification (SOC) Manual with the SOC code 25-1000. This category is not an IPEDS reporting category because staff generally regarded by institutions as "faculty" are not only instructional staff, but can be research staff and public service staff as well. Postsecondary Teachers is not a good description of these occupational categories on postsecondary campuses, and introduces confusion into the reporting done by institutions.

However, because of the requirement to align with the SOC, all three categories (instructional staff, research staff, and public service staff) are included individually under the Postsecondary Teachers category in the IPEDS Data Center, with explanations.

Top ▲

Reporting Graduate Assistants by Occupational Category

For IPEDS purposes, graduate assistants are considered part-time employees and should be reported on the graduate assistant screen located in the part-time section of the survey.

Listed below are the graduate assistant categories that are included in the HR survey:

- **Graduate Assistant - Teaching** [SOC Detailed Occupation 25-1191 <http://www.bls.gov/soc/2010/soc251191.htm>]

Assist faculty or other instructional staff in postsecondary institutions by performing teaching or teaching related duties, such as teaching lower level courses, developing teaching materials, preparing and giving examinations, and grading examinations or papers. Graduate teaching assistants must be enrolled in a graduate school program. Excludes "Teacher Assistant" (25-9041).

Graduate Assistants in Non-Instructional Occupational Categories

Graduate assistants who primarily perform non-teaching duties, such as health care, should be reported in the occupational category related to the work performed. For example, a graduate assistant updating websites in the IT department should be reported as a graduate assistant in the IPEDS HR occupational category "Computer, Engineering, and Science Occupations".

- **Graduate Assistant - Research** Persons whose specific assignments customarily are made for the purpose of conducting research.
- **Graduate Assistant - Other Persons in the following former Non-Instructional Occupation Categories:**
 - Graduate Assistant - Management
 - Graduate Assistant - Business and Financial Operations
 - Graduate Assistant - Computer, Engineering, and Science
 - Graduate Assistant - Community, Social Service, Legal, Arts, Design, Entertainment, Sports, and Media
 - Graduate Assistant - Library and Student and Academic Affairs and Other Education Services
 - Graduate Assistant - Healthcare Practitioners and Technical

Note: Public Service is not included in the above categories as recommended by the IPEDS Technical Review Panel.

Top ▲

Resources for Classifying Employees Using the 2010 SOC Codes

Several resources to assist institutions with classifying employees using the 2010 SOC codes are provided in the IPEDS Human Resources/SOC Information Center <http://nces.ed.gov/ipeds/resource/soc.asp>.

- [New IPEDS Occupational Categories and 2010 SOC](#)
- [2017-18 HR Survey Screens, Instructions, and Frequently Asked Questions](#)
- [Comparison of New IPEDS Occupational Categories with Previous IPEDS Categories](#)
- [Web Tutorials](#)

Tools:

- Resource provided by CUPA-HR:
CUPA-HR has developed a resource that may assist institutions and keyholders. The position description spreadsheets are publicly available on the CUPA-HR website and provide suggestions for mapping administrator and professional positions to SOC codes and corresponding IPEDS occupational categories (<http://www.cupahr.org/surveys/worksheets.aspx>).
- SOC Browse Tool (<https://surveys.nces.ed.gov/ipeds/VisHRSOCBrowse.aspx>)
Browse the entire SOC to see codes, titles, descriptions, and corresponding IPEDS occupational categories.

2010 SOC Resources:



Several Resources can be downloaded from the [2010 SOC Home Page](#):

- The 2010 SOC User Guide*
 - What's New in the 2010 SOC
 - Classification Principles and Coding Guidelines, 2010 SOC
 - Standard Occupational Classification Principles and Coding Structure, 2010 SOC
 - FAQs and Acknowledgements, 2010 SOC
- 2010 SOC Structure

- 2010 SOC Definitions
- Type of Change by Detailed Occupation, 2010 SOC
- Alphabetical Index to the 2010 SOC
- Direct Match Title File, 2010 SOC

This file, sorted by SOC code, lists associated job titles for detailed SOC occupations. (Excel file can be sorted by job title.)

- Sorted by Direct Match title
This file, sorted by job title, lists associated SOC codes for specific job titles
- Chronological list of changes to the Direct Match Title File
- Updating the Direct Match Title File

* Copies of the 2010 SOC manual in hard cover or CD-ROM are available to the public from the U.S. Department of Commerce National Technical Information Service. Please call (703) 605-6000  or 1-800-553-NTIS  (6847), or visit the web site (<http://www.ntis.gov/products/soc.aspx>) to receive either a printed copy (\$45) or a CDROM (\$55).

Top ▲

Term	Definition
Academic Rank	A status designated by the institution according to the institution's policies. The IPEDS HR survey includes the ranks of Professor, Associate Professor, Assistant Professor, Instructor, and Lecturer.
Adjunct instructional staff	Non-tenure track <u>instructional staff</u> serving in a temporary or auxiliary capacity to teach specific courses on a course-by-course basis. Includes both instructional staff who are hired to teach an academic degree-credit course and those hired to teach a remedial, developmental, or ESL course; whether the latter three categories earn college <u>credit</u> is immaterial. Excludes regular part-time instructional staff (who, unlike adjuncts are not paid on a course-by-course basis), graduate assistants, full-time <u>professional staff</u> of the institution who may teach individual courses (such as a dean or academic advisor), and appointees who teach non-credit courses exclusively.
American Indian or Alaska Native	A person having origins in any of the original peoples of North and South America (including Central America) who maintains cultural identification through tribal affiliation or community attachment.
Annual contract or employment agreement	An annually-renewable contract or employment agreement that is in effect for a stated annual period within one year of execution, and may be equal to a period of 365 days, or a standard academic year, or the equivalent. Does not include contracts for partial year periods such as a single semester, quarter, term, block, or course.
Archivists, Curators, and Museum Technicians	An occupational category based on the broad occupation in the 2010 Standard Occupational Classification (SOC) Manual called "Archivists, Curators, and Museum Technicians." For detailed information, refer to the following website: http://www.bls.gov/soc/2010/soc254010.htm .
Asian	A person having origins in any of the original peoples of the Far East, Southeast Asia, or the Indian Subcontinent, including, for example, Cambodia, China, India, Japan, Korea, Malaysia, Pakistan, the Philippine Islands, Thailand, and Vietnam.
Black or African American	A person having origins in any of the black racial groups of Africa.
Business and Financial Operations Occupations	An occupational category based on the major group in the 2010 Standard Occupational Classification (SOC) Manual called "Business and Financial Operations Occupations." For detailed information refer to the following website: http://www.bls.gov/soc/2010/soc130000.htm .
Casual employees	Persons who are hired to work during peak times such as those that help at registration time or those that work in the bookstore for a day or two at the start of a session.
Community, Social Service, Legal, Arts, Design, Entertainment, Sports, and Media Occupations	An occupational category based on the following three major groups in the 2010 Standard Occupational Classification (SOC) Manual: 1) Community and Social Service Occupations (http://www.bls.gov/soc/2010/soc210000.htm); 2) Legal Occupations (http://www.bls.gov/soc/2010/soc230000.htm); and 3) Arts, Design, Entertainment, Sports, and Media Occupations (http://www.bls.gov/soc/2010/soc270000.htm).
Computer, Engineering, and Science Occupations	An occupational category based on the following three major groups in the 2010 Standard Occupational Classification (SOC) Manual: 1) Computer and Mathematical Occupations (http://www.bls.gov/soc/2010/soc150000.htm); 2) Architecture and Engineering Occupations (http://www.bls.gov/soc/2010/soc170000.htm); and 3) Life, Physical, and Social Science Occupations (http://www.bls.gov/soc/2010/soc190000.htm).
Faculty Status	A status designated by the institution according to the institution's policies. "Faculty" may include staff with academic appointments (instruction, research, public service) and other staff members who are appointed as faculty members. The designation "faculty" is separate from the activities to which the staff members are currently assigned. For example, a president, provost, or librarian may also be appointed as a faculty member. For IPEDS reporting, graduate assistants do not have faculty status.
Full-time staff (employees)	As defined by the institution. The type of appointment at the snapshot date determines whether an employee is full-time or part-time. The employee's term of contract is not considered in making the determination of full- or part-time.
Graduate Assistants (Other)	An occupational category based on the detailed occupation in the 2010 Standard Occupational Classification (SOC) Manual called "Management Occupations" (SOC code 11-0000), "Business and Financial Operations Occupations" (SOC code 13-0000), "Computer and Mathematical Occupations" (SOC code 15-0000), "Architecture and Engineering Occupations" (SOC code 17-0000), "Life, Physical, and Social Science Occupations" (SOC code 19-0000), "Community and Social Service Occupations" (SOC code 21-0000), "Legal Occupations" (SOC code 23-0000), "Arts, Design, Entertainment, Sports, and Media Occupations" (SOC code 27-0000), "Librarians, Curators, and Archivists" (SOC code 25-4000), "Archivists, Curators, and Museum Technicians" (SOC code 25-4010), "Librarians" (SOC code 25-4020), "Library Technicians" (SOC code 25-4030), "Preschool, Primary, Secondary, and Special Education School Teachers" (SOC code 25-2000), "Other Teachers and Instructors" (SOC code 25-3000), "Other Education, Training, and Library Occupations" (SOC code 25-9000) and "Healthcare Practitioners and Technical Occupations" (SOC code 29-0000). For detailed information, refer to the following website: http://www.bls.gov/soc/2010/soc251191.htm .
Graduate Assistants (Research)	An occupational category used to classify graduate assistants whose specific assignments customarily are made for the purpose of conducting research.
Graduate Assistants (Teaching)	An occupational category based on the detailed occupation in the 2010 Standard Occupational Classification (SOC) Manual called "Graduate Assistant - Teaching" (SOC code 25-1191). For detailed information, refer to the following website: http://www.bls.gov/soc/2010/soc251191.htm .
Healthcare Practitioners and Technical Occupations	An occupational category based on the major group in the 2010 Standard Occupational Classification (SOC) Manual called "Healthcare Practitioners and Technical Occupations." For detailed information refer to the following website: http://www.bls.gov/soc/2010/soc290000.htm .
Hispanic/Latino	A person of Cuban, Mexican, Puerto Rican, South or Central American, or other Spanish culture or origin, regardless of race.
Indefinite duration (continuing or at-will) contract or employment agreement	A contract or employment agreement that has an indefinite duration (<u>continuing, at-will</u>).
Instruction combined with research and/or public service	An occupational category used to classify persons for whom it is not possible to differentiate between instruction or teaching, research, and public service because each of these functions is an integral component of his/her regular assignment. Regardless of title, academic rank, or tenure status, these employees formally spend the majority of their time providing instruction, research, and/or public service.
Instructional Staff	An occupational category that is comprised of staff who are either: 1) <u>Primarily Instruction</u> or 2) <u>Instruction combined with research and/or public service</u> . The intent of the Instructional Staff category is to include all individuals whose primary occupation includes instruction at the institution.
Integrated Postsecondary Education Data System (IPEDS)	The Integrated Postsecondary Education Data System (IPEDS), conducted by the <u>NCES</u> , began in 1986 and involves annual institution-level data collections. All <u>postsecondary institutions</u> that have a <u>Program Participation Agreement</u> with the Office of Postsecondary Education (OPE), U.S. Department of Education (throughout IPEDS referred to as "Title IV") are required to report data using a web-based <u>data collection system</u> . IPEDS currently consists of the following components: <u>Institutional Characteristics (IC)</u> ; <u>12-month Enrollment (E12)</u> ; <u>Completions (C)</u> ; <u>Admissions (ADM)</u> ; <u>Student Financial Aid (SFA)</u> ; <u>Human Resources (HR)</u> composed of Employees by Assigned Position, Fall Staff, and Salaries; <u>Fall Enrollment (EF)</u> ; <u>Graduation Rates (GR)</u> ; <u>Outcome Measures (OM)</u> ; <u>Finance (F)</u> ; and <u>Academic Libraries (AL)</u> .
Less-than-annual contract or employment agreement	A contract or employment agreement that is in effect for a partial year period of less than 365 days, or less than a standard academic year or the equivalent. Includes contracts for partial year periods such as a single semester, quarter, term, block, or course.
Librarians	An occupational category based on the broad occupation in the 2010 Standard Occupational Classification (SOC) Manual called "Librarians." For detailed information, refer to the following website: http://www.bls.gov/soc/2010/soc254020.htm .
Library and Student and Academic Affairs and Other Education Services Occupations	An occupational category consisting of the following: 1. <u>Archivists, Curators, and Museum Technicians</u> 2. <u>Librarians</u> 3. <u>Library Technicians</u> 4. <u>Student and Academic Affairs and Other Education Services Occupations</u>
Library Technicians	An occupational category based on the broad occupation in the 2010 Standard Occupational Classification (SOC) Manual called "Library Technicians." For detailed information, refer to the following website: http://www.bls.gov/soc/2010/soc254030.htm .
Management Occupations	An occupational category based on the major group in the 2010 Standard Occupational Classification (SOC) Manual called "Management Occupations." For detailed information refer to the following website: http://www.bls.gov/soc/2010/soc110000.htm .

Medical school staff	Staff employed by or staff working in the medical school (Doctor of Medicine [M.D.] and/or Doctor of Osteopathic Medicine [D.O.]) component of a postsecondary institution or in a free standing medical school. Does not include staff employed by or employees working strictly in a hospital associated with a medical school or those who work in health or allied health schools or departments such as dentistry, veterinary medicine, nursing or dental hygiene unless the health or allied health schools or departments are affiliated with (housed in or under the authority of) the medical school.
Multi-year contract or employment agreement	A contract or employment agreement that is in effect for more than one year (e.g., more than 365 days). The renewal period of a multi-year contract is not on an annual basis (e.g., a 5-year multi-year contract is renewed every 5 years NOT annually).
Multi-year or continuing or at-will contract or employment agreement (old definition)	A contract or employment agreement that is in effect for more than one year (e.g., more than 365 days) or that has an indefinite duration (<u>continuing, at-will</u>). The renewal period of a multi-year contract is not on an annual basis (e.g., a 5-year multi-year contract is renewed every 5 years NOT annually).
Native Hawaiian or Other Pacific Islander	A person having origins in any of the original peoples of Hawaii, Guam, Samoa, or other Pacific Islands.
Natural Resources, Construction, and Maintenance Occupations	An occupational category based on the following three major groups in the 2010 Standard Occupational Classification (SOC) Manual: 1) Farming, Fishing, and Forestry Occupations (http://www.bls.gov/soc/2010/soc450000.htm); 2) Construction and Extraction Occupations (http://www.bls.gov/soc/2010/soc470000.htm); and 3) Installation, Maintenance, and Repair Occupations (http://www.bls.gov/soc/2010/soc490000.htm).
New hires	Persons who were hired for full-time permanent employment either for the first time (new to the institution) or after a break in service between November 1, 2015 and October 31, 2016. Does not include persons who have returned from sabbatical leave OR full-time Postsecondary Staff who are working less-than-9-month contracts.
Non-medical school staff	See <u>Institution's staff</u> (not in medical schools)
Nonresident alien	A person who is not a citizen or national of the United States and who is in this country on a visa or temporary basis and does not have the right to remain indefinitely.
Not on tenure track	Personnel positions that are considered non-tenure earning positions.
Office and Administrative Support Occupations	An occupational category based on the major group in the 2010 Standard Occupational Classification (SOC) Manual called "Office and Administrative Support Occupations." For detailed information refer to the following website: http://www.bls.gov/soc/2010/soc430000.htm .
Part-time staff (employees)	As determined by the institution. The type of appointment at the snapshot date determines whether an employee is full-time or part-time. The employee's term of contract is not considered in making the determination of full- or part-time. <u>Casual employees</u> (hired on an ad-hoc basis or occasional basis to meet short-term needs) and students in the <u>College Work-Study Program (CWS)</u> are not considered part-time staff.
Postsecondary Teachers	An occupational category in the 2012 Standard Occupational Classification (SOC) Manual with the SOC code 25-1000. This category is not an IPEDS reporting category.
Primarily Instruction	An occupational category used to classify persons whose specific assignments customarily are made for the purpose of providing instruction or teaching. Regardless of title, academic rank, or tenure status, these employees formally spend the majority of their time providing instruction or teaching.
Production, Transportation, and Material Moving Occupations	An occupational category based on the following two major groups in the 2010 Standard Occupational Classification (SOC) Manual: 1) Production Occupations (http://www.bls.gov/soc/2010/soc510000.htm) and 2) Transportation and Material Moving Occupations (http://www.bls.gov/soc/2010/soc530000.htm).
Public Service staff	An occupational category used to classify persons whose specific assignments customarily are made for the purpose of carrying out public service activities such as agricultural extension services, clinical services, or continuing education. Regardless of title, academic rank, or tenure status, these employees formally spend the majority of their time carrying out public service activities. (This category includes employees with a public service assignment regardless of the location of the assignment (e.g., in the field rather than on campus)). (This category was called Primarily public service prior to 2012-13.)
Race and ethnicity unknown	The category used to report students or employees whose race and ethnicity are not known.
Race/ethnicity	Categories developed in 1997 by the Office of Management and Budget (OMB) that are used to describe groups to which individuals belong, identify with, or belong in the eyes of the community. The categories do not denote scientific definitions of anthropological origins. The designations are used to categorize U.S. citizens, resident aliens, and other eligible non-citizens. Individuals are asked to first designate ethnicity as: - <u>Hispanic or Latino</u> or - Not Hispanic or Latino Second, individuals are asked to indicate all races that apply among the following: - <u>American Indian or Alaska Native</u> - <u>Asian</u> - <u>Black or African American</u> - <u>Native Hawaiian or Other Pacific Islander</u> - <u>White</u>
Research Staff	An occupational category used to classify persons whose specific assignments customarily are made for the purpose of conducting research. Regardless of title, academic rank, or tenure status, these employees formally spend the majority of their time conducting research. (This category was called Primarily research prior to 2012-13.)
Sales and Related Occupations	An occupational category based on the major group in the 2010 Standard Occupational Classification (SOC) Manual called "Sales and Related Occupations." For detailed information refer to the following website: http://www.bls.gov/soc/2010/soc410000.htm .
Service Occupations	An occupational category based on the following five major groups in the 2010 Standard Occupational Classification (SOC) Manual: 1) Healthcare Support Occupations (http://www.bls.gov/soc/2010/soc310000.htm); 2) Protective Service Occupations (http://www.bls.gov/soc/2010/soc330000.htm); 3) Food Preparation and Serving Related Occupations (http://www.bls.gov/soc/2010/soc350000.htm); 4) Building and Grounds Cleaning and Maintenance Occupations (http://www.bls.gov/soc/2010/soc370000.htm); and 5) Personal Care and Service Occupations (http://www.bls.gov/soc/2010/soc390000.htm).
Student and Academic Affairs and Other Education Services Occupations	An occupational category based on the following three minor groups in the 2010 Standard Occupational Classification (SOC) Manual: 1) Pre-school, Primary, Secondary, and Special Education School Teachers (http://www.bls.gov/soc/2010/soc250000.htm#25-2000); 2) Other Teachers and Instructors (http://www.bls.gov/soc/2010/soc250000.htm#25-3000); and 3) Other Education, Training, and Library Occupations (http://www.bls.gov/soc/2010/soc250000.htm#25-9000).
Tenure	Status of a personnel position with respect to permanence of the position.
Tenure track	Personnel positions that lead to consideration for <u>tenure</u> .
Title IV institution	An institution that has a written agreement with the Secretary of Education that allows the institution to participate in any of the Title IV federal student financial assistance programs (other than the State Student Incentive Grant (SSIG) and the National Early Intervention Scholarship and Partnership (NEISP) programs).
White	A person having origins in any of the original peoples of Europe, the Middle East, or North Africa.



Human Resources

Click one of the following questions to view the answer.

General

- 1) [How often are data for the IPEDS HR survey collected?](#)
- 2) [How do I know if I must complete the Equal Employment Opportunity Commission \(EEOC\) EEO-1 survey form?](#)
- 3) [Should I include full-time staff who are paid by another entity or who are paid indirectly by my institution?](#)
- 4) [How do I know if my data are consistent across parts?](#)
- 5) [Can I change my data after completing a part?](#)
- 6) [Why do I keep receiving error messages about missing data when I have entered all necessary data for my institution?](#)
- 7) [My institution has staff for which gender is unknown. Since there is no place to report "gender unknown" on the IPEDS data collection screens, how should we report these individuals?](#)
- 8) [What is the relationship between the EEO-6 form and IPEDS?](#)

Nondegree-granting institutions

- 1) [How should I classify my school's receptionist?](#)
- 2) [How do I report Managers and Supervisors?](#)
- 3) [How do I report teachers?](#)
- 4) [We're a very small school, and all our staff have job duties in more than one area? How do I report them?](#)

Degree-granting institutions

- 1) [My tenured and tenure-track faculty are generally expected to devote 40 percent time and effort to teaching, 40 percent to research, and 20 percent to service. Both teaching and research performance are evaluated for promotion and tenure decisions. "Instruction, research, and/or public service" describes their work far better than "Primarily instruction." Where should I report these tenured and tenure-track faculty?](#)
- 2) [Should instructional staff who provide instruction in non-credit courses be included in the HR component?](#)
- 3) [Should I include in the IPEDS survey a professor who teaches courses via distance education and who is not based out of the college?](#)
- 4) [How should I count Deans and Vice Presidents \(VP\) who are tenured staff?](#)
- 5) [Where do we report research professionals who do not have faculty status?](#)
- 6) [How do I categorize employees such as research scientists and research engineers?](#)
- 7) [How should research assistants, associates, etc. be classified?](#)
- 8) [Do we include guest lecturers when we report to IPEDS?](#)
- 9) [How do we handle individuals who are employees and also taking courses?](#)
- 10) [How are data on library-related occupations collected?](#)
- 11) [The certified public accountant \(CPA\) in my office has spent the past 10 years working solely in that capacity; however, recently, the CPA was asked to split half his time performing his regular, on-going duties as a CPA and the other half of his time preparing time-cards and other duties generally performed by payroll clerks. What occupational category should I place this person in within the IPEDS HR survey?](#)
- 12) [My institution has a graduate assistant who assists with updating the website for the computer department. How should I code this person in IPEDS?](#)
- 13) [What is meant by "medical school" staff?](#)
- 14) [Who should I report as "Without faculty status"?](#)
- 15) [If a person currently employed by an institution accepts a new full-time position within the institution, is that person considered a new hire?](#)
- 16) [How are salaries reported for new hires that have not worked a full year as of the snapshot date?](#)
- 17) [We have a new instructional staff member who was hired for a 3 year period. Her pay was funded by a 3-year grant and her job could be picked up again if we receive another grant. Should we report her as a permanent new hire?](#)
- 18) [How should full-time instructional staff on a "confidential payroll" \(where salary is unavailable\) be handled?](#)
- 19) [Are salary data collected from all institutions?](#)
- 20) [How do I report Instructional Staff?](#)
- 21) [How do I report Instructional Staff by Academic Rank?](#)
- 22) [How do I report Instructional Staff by Contract Length?](#)
- 23) [How do I report Research Staff?](#)
- 24) [How do I report Public Service Staff?](#)
- 25) [How do I report Postdoctoral Staff?](#)
- 26) [How do I report Graduate Assistants?](#)
- 27) [How do I report Adjunct Instructional Staff?](#)
- 28) [How do I report Managers and Supervisors?](#)
- 29) [Who should be reported in the "Student and Academic Services and Other Education Occupations" category?](#)
- 30) [How do I report staff by Tenure Status?](#)
- 31) [How do I report staff by Faculty Status?](#)
- 32) [How do I report salaries for instructional staff?](#)
- 33) [What is CUPA-HR, and how will it help me categorize my staff?](#)

IPEDS and SOC

- 1) [What is the SOC?](#)
- 2) [What is the purpose of the Standard Occupational Classification \(SOC\) system?](#)
- 3) [How are occupations classified in the SOC?](#)
- 4) [How is the SOC structured?](#)
- 5) [Where can I find definitions of the 2010 SOC occupations?](#)
- 6) [Where can I find additional information about the SOC system?](#)

- 7) [When will the next SOC revision take place?](#)
- 8) [Why did NCES change the occupational categories in the IPEDS HR survey in 2012-13?](#)
- 9) [Is there a summary of resources that relate to the new IPEDS occupational categories and the 2010 SOC?](#)
- 10) [Is there additional information on classifying and coding supervisors and managers?](#)
- 11) [For IPEDS reporting, are institutions required to code and report all occupations at the lowest, detailed SOC level?](#)
- 12) [Can the previous IPEDS primary function/occupational activity categories be mapped to the new IPEDS occupational categories?](#)
- 13) [What is the relationship between IPEDS reporting and the SOC Postsecondary Teachers 25-1000 category?](#)

Answers:

General

1) How often are data for the IPEDS HR survey collected?

Beginning with the 2016-17 IPEDS HR survey, the reporting of all applicable data (**including race/ethnicity and gender**) in the IPEDS HR survey is required.

[Back to top](#)

2) How do I know if I must complete the Equal Employment Opportunity Commission (EEOC) EEO-1 survey form?

Since the EEO-1 survey form is conducted by EEOC, you must contact EEOC directly to find out about their survey reporting requirements. For more information about EEO-1 reporting, please refer to the following EEOC website, which includes contact information: <http://www.eeoc.gov/eo1survey/index.html>.

[Back to top](#)

3) Should I include full-time staff who are paid by another entity or who are paid indirectly by my institution?

No. Include only paid employees of your institution, recognizing that this may undercount the number of staff.

[Back to top](#)

4) How do I know if my data are consistent across parts?

There are internal edit checks in place to ensure consistency. Also, some cells will be pre-populated from data in other parts to help ensure consistent reporting.

[Back to top](#)

5) Can I change my data after completing a part?

Yes. Data may be changed after completing any part. Once edit checks are run, errors may be detected that will require users to revise data in one part to agree with what is reported in another part. Data cannot be locked until all errors are resolved.

[Back to top](#)

6) Why do I keep receiving error messages about missing data when I have entered all necessary data for my institution?

If a displayed screen is not applicable to your institution, you must enter at least one zero in a field on that screen. If you are still unable to resolve the edit involving missing data, please contact the IPEDS Help Desk at 1-877-225-2568 for further assistance.

[Back to top](#)

7) My institution has staff for which gender is unknown. Since there is no place to report "gender unknown" on the IPEDS data collection screens, how should we report these individuals?

These individuals are still to be reported to IPEDS, even though their gender is unknown. It is up to the institution to decide how best to handle reporting individuals whose gender is unknown. However, a common method used is to allocate the individuals with gender unknown based on the known proportion of men to women for staff.

[Back to top](#)

8) What is the relationship between the EEO-6 form and IPEDS?

The Equal Employment Opportunity Commission (EEOC) previously collected data on the EEO-6 form. In 1993, IPEDS took over the collection of the EEO-6 data. These data are made available to the EEOC and to the Office for Civil Rights.

[Back to top](#)

Nondegree-granting institutions

1) How should I classify my school's receptionist?

Classify this employee in the Office and Administrative Support Occupations category.

[Back to top](#)

2) How do I report Managers and Supervisors?

The Management Occupations category should include those staff whose job it is to plan, direct, or coordinate policies and programs, and may include some supervision of other workers. In addition, Postsecondary Deans should be classified in this category as well, even though they perform similar activities to the workers that they supervise.

All other supervisors should be categorized within the same category as the workers that they supervise. However, there is an exception for those that supervise workers in the Healthcare Support Occupations. These staff are usually supervised by workers in Major Group 29-0000 Healthcare Practitioners and Technical Occupations. Therefore, there are no first-line supervisor occupations in Major Group 31-0000 Healthcare Support Occupations.

[Back to top](#)

3) How do I report teachers?

Report teachers as Instructional staff.

[Back to top](#)

4) We're a very small school, and all our staff have job duties in more than one area? How do I report them?

You can report each employee only once, and you cannot split the employee over occupational categories. The SOC Coding Guideline #2 gives this guidance: When workers in a single job could be coded in more than one occupation, they should be coded in the occupation that requires the highest level of skill. If there is no measurable difference in skill requirements, workers should be coded in the occupation in which they spend the most time.

[Back to top](#)

Degree-granting institutions

1) My tenured and tenure-track faculty are generally expected to devote 40 percent time and effort to teaching, 40 percent to research, and 20 percent to service. Both teaching and research

performance are evaluated for promotion and tenure decisions. "Instruction, research, and/or public service" describes their work far better than "Primarily instruction." Where should I report these tenured and tenure-track faculty?

Report the employees as Instruction combined with research and/or public service, in the appropriate faculty status category.

[Back to top](#)

2) **Should instructional staff who provide instruction in non-credit courses be included in the HR component?**

Yes. Instructional staff who provide instruction in non-credit courses should be included in the HR component.

[Back to top](#)

3) **Should I include in the IPEDS survey a professor who teaches courses via distance education and who is not based out of the college?**

Staff at off-campus centers/sites associated with the campus covered by this report should be included in the HR component; however, staff who work at branch campuses located in a foreign country should **NOT** be included in the HR component. Also, the staff must be on the payroll of the institution.

[Back to top](#)

4) **How should I count Deans and Vice Presidents (VP) who are tenured staff?**

If the Dean's or VP's primary function is **Management**, they should be counted as Management in the Tenured column. Then, report their salaries on the non-instructional page. However, if the Dean's or VP's primary function is **Instruction** or **Instruction combined with research/public service**, then classify them as such AND report them in the Instructional Staff Salaries section (if they are full time).

[Back to top](#)

5) **Where do we report research professionals who do not have faculty status?**

Report them as Research staff without faculty status.

[Back to top](#)

6) **How do I categorize employees such as research scientists and research engineers?**

Categorize research scientists and research engineers as Research staff.

[Back to top](#)

7) **How should research assistants, associates, etc. be classified?**

If they are graduate students at your institution performing research or graduate assistant duties while enrolled, report them as Graduate assistants - research in Part B (part-time employees). If they are not graduate students, but are performing discipline oriented research work (e.g., biology, materials engineering, etc.) generally requiring a bachelor's or higher degree, report them As Research staff in either Part A (full-time employees) or Part B (part-time employees).

[Back to top](#)

8) **Do we include guest lecturers when we report to IPEDS?**

If a guest lecturer is hired by the institution and placed on the institution's payroll then the person should be included in the HR component. However, guest lecturers typically are given honoraria or lecture fees and thus are not paid through the institution's payroll accounts.

[Back to top](#)

9) **How do we handle individuals who are employees and also taking courses?**

1 - If they are student workers (e.g., College-Work study), exclude them from the HR component.
2 - If they are employed as graduate assistants to assist in the classroom or laboratory or to do research, include them as part-time employees in the graduate assistants category.
3 - If they are employed in regular jobs, either full-time or part-time, include them according to their primary function/occupational activity.

[Back to top](#)

10) **How are data on library-related occupations collected?**

Beginning with 2012-13 IPEDS HR reporting, most degree-granting institutions report library-related occupations separately as:

- Archivists, Curators, and Museum Technicians
- Librarians
- Library Technicians

Non-degree granting institutions report library-related occupations in a single category:

- Librarians, Curators, and Archivists

[Back to top](#)

11) **The certified public accountant (CPA) in my office has spent the past 10 years working solely in that capacity; however, recently, the CPA was asked to split half his time performing his regular, on-going duties as a CPA and the other half of his time preparing time-cards and other duties generally performed by payroll clerks. What occupational category should I place this person in within the IPEDS HR survey?**

SOC Coding Guideline #2 states that when workers in a single job could be coded in more than one occupation, they should be coded in the occupation that requires the highest level of skill. If there is no measurable difference in skill requirements, workers should be coded in the occupation in which they spend the most time.

This employee should be placed in the IPEDS HR occupational category of "Business and Financial Operations Occupations" for the following reasons:

- The occupation of CPA requires a higher level of skill than the occupation of payroll clerk; therefore, the person in question would fall under the SOC Detailed occupation of "[Accountants and Auditors](#)" (SOC code **13-2011**), which falls under the SOC Major group of "[Business and Financial Operations Occupations](#)" (SOC code **13-0000**).
- In determining the equivalent IPEDS HR occupational category, refer to the [IPEDS/SOC crosswalk](#), where you will see that the SOC Major group of Business and Financial Operations Occupations" has been crosswalked to the 2012-13 IPEDS HR Major Occupational Category of "Business and Financial Operations Occupations."

[NOTE: For IPEDS purposes, there is no need to code occupations to the detailed SOC level, although doing that can help answer questions such as this.]

[Back to top](#)

12) **My institution has a graduate assistant who assists with updating the website for the computer department. How should I code this person in IPEDS?**

Include this person as a graduate assistant in the IPEDS HR category called, "Computer, Engineering, and Science Occupations."

[Back to top](#)

13) **What is meant by "medical school" staff?**

Medical school staff are staff employed by or working in the medical school component (M.D. or D.O.) of a postsecondary institution, or in a freestanding medical school. However, this does not include staff employed by or working strictly in a hospital associated with a medical school, those who volunteer their services at the

medical school, or those who work in health or allied health schools or departments such as dentistry, veterinary medicine, nursing, or dental hygiene, unless the health or allied health schools or departments are affiliated with (housed in or under the authority of) the medical school. (The HR medical school pages are only applicable to institutions with M.D. or D.O. programs.)

Freestanding hospitals, medical centers, and other entities that offer postsecondary education programs as part of their mission should report only those staff who work full-time or part-time in the postsecondary education division or component of the institution. If a staff member works full-time for the institution - but only part-time in the postsecondary education division or component - for the purposes of IPEDS HR reporting, that person should be reported as part-time in his or her occupational category in the postsecondary education division or component.

[Back to top](#)

14) Who should I report as "Without faculty status"?

While institutions may use different designations of who is functioning as "faculty," there is generally some designation of whether or not an employee has faculty status. Report employees with faculty status in either the **Tenured, On Tenure Track, or Not on Tenure Track** column by occupational category. Institutions may also employ individuals in the various occupational categories who do not have or who are not eligible to have faculty status. Report these individuals in the *Without Faculty Status* category. For example, an individual hired as a Computer Engineer without faculty eligibility should be reported in the IPEDS occupational category of "Computer, Engineering, and Science Occupations" in the *Without Faculty Status* category. Similarly, Postdoctoral Research Associates, because they do not have faculty status, would be reported in the *Without Faculty Status* category.

[Back to top](#)

15) If a person currently employed by an institution accepts a new full-time position within the institution, is that person considered a new hire?

NO. The currently employed person is not considered a new hire. New hires are full-time permanent staff on the payroll of the institution between November 1, 2015 and October 31, 2016 either for the first time (new to the institution) or after a break in service. Also, new hires do not include persons who have returned from sabbatical leave or full-time staff who are working on less-than-9-month contracts.

[Back to top](#)

16) How are salaries reported for new hires that have not worked a full year as of the snapshot date?

Even if staff were not employed for an entire year as of the snapshot date, their entire base annual salary should be reported, as applicable, in the Salaries section of the HR survey.

[Back to top](#)

17) We have a new instructional staff member who was hired for a 3 year period. Her pay was funded by a 3-year grant and her job could be picked up again if we receive another grant. Should we report her as a permanent new hire?

In this case, the new hire should not be reported as a permanent staff member since their position is contingent on the availability of grant funding. There is no guarantee that the job will be renewed at the end of the 3-year-term.

In general, IPEDS does not have a definition of "permanent" as it applies to new hires. It is up to the institution to determine whether a position is "permanent" or "temporary." One way to make this determination could be to consult with the institution's Human Resources department on how they classify the position (e.g. as "permanent" or "temporary.")

[Back to top](#)

18) How should full-time instructional staff on a "confidential payroll" (where salary is unavailable) be handled?

Make the best estimate of the salary of the full-time instructional staff.

[Back to top](#)

19) Are salary data collected from all institutions?

No. Salary data are collected from degree-granting institutions only, unless one or more of the following are true:

- All instructional staff are employed on a part time basis.
- All instructional staff are military personnel.
- All instructional staff contribute their services (e.g., are members of a religious order).
- All instructional staff teach pre-clinical or clinical medicine.

All applicable institutions are required to complete the Salaries section annually.

[Back to top](#)

20) How do I report Instructional Staff?

Instructional Staff, as defined by IPEDS, is comprised of staff who are either: 1) Primarily Instruction (PI), or 2) Instruction combined with Research and/or Public Service (IRPS).

The intent of the instructional staff category is to include all individuals whose primary occupation includes instruction at the institution. Primarily Instruction staff are those individuals whose primary responsibility can be defined as teaching (e.g., the majority of their total time).

Instruction combined with Research and/or Public Service (IRPS) staff are those individuals who have instruction as part of their job, but it cannot readily be differentiated from the research or public service functions of their jobs (e.g., they teach, but a percentage of time spent teaching is not discernible since their teaching responsibilities are not clearly differentiated from their other responsibilities). Instructional staff could include postdoctoral students if they meet the criteria for one of the two categories above. Adjunct instructional staff would also typically meet the criteria.

[Back to top](#)

21) How do I report Instructional Staff by Academic Rank?

Report instructional staff by academic rank (e.g., professor, associate professor, etc.), as designated by the institution. Institutions without standard academic ranks should report all instructional staff in the *No Academic Rank* category.

[Back to top](#)

22) How do I report Instructional Staff by Contract Length?

Data on full-time instructional staff with faculty status who are *not on tenure track* are collected for four categories of employment:

Multi-year: An employment agreement or contract that is in effect for more than one year (e.g., more than 365 days). The renewal period of a multi-year contract is not on an annual basis (e.g., a 5-year contract is renewed every 5 years, NOT annually).

Annual: An annually renewable employment agreement or contract that is in effect for a stated annual period within one year of execution, and may be equal to 365 days or a standard academic year, or the equivalent. This does not include contracts for partial year periods, such as a single semester, quarter, term, block, or course.

Less-than-annual: An employment agreement or contract that is in effect for a partial year period of less than 365 days or less than a standard academic year, or equivalent. This includes contracts for partial year periods such as a single semester, quarter, term, block, or course.

Indefinite length: An employment agreement that has an indefinite duration (e.g., continuing, at-will).

Although the use of contracts and employment agreements varies by institution, this section is meant to capture all non-tenure-track instructional staff, regardless of what type of employment agreement is utilized. This includes formal contracts, informal agreements, at-will employment, teaching periods, and the like.

[Back to top](#)

23) How do I report Research Staff?

A staff member should be classified as Research Staff if the majority of their work is focused on conducting research, regardless of their title, academic rank, or tenure status.

[Back to top](#)

24) How do I report Public Service Staff?

A staff member should be classified as Public Service Staff if the majority of their work is focused on carrying out public service activities. These would be staff members who work in agricultural extension services, clinical services, or continuing education, regardless of their title, academic rank, or tenure status. If the staff member is located off campus, such as in an extension office, they should still be classified as Public Service Staff as long as the majority of their work is focused on carrying out public service activities.

[Back to top](#)

25) How do I report Postdoctoral Staff?

Postdoctoral staff members should be classified based on where the majority of their work is performed. For example, if the postdoc spends the majority of their time conducting research, they should be classified as Research Staff. In addition, postdoctoral staff members typically do not have faculty status, and they should be reported as Without Faculty Status.

[Back to top](#)

26) How do I report Graduate Assistants?

Graduate Assistants are considered part-time employees and should be classified in the occupational category in which the majority of their work is performed. IPEDS only collects information for graduate assistants working in a subset of the occupational categories. Those primarily performing duties in other categories should be excluded.

[Back to top](#)

27) How do I report Adjunct Instructional Staff?

Adjunct Instructional Staff serve in either a temporary or auxiliary capacity to teach academic degree-credit courses, as well as remedial, developmental, or ESL courses, and are paid on a course-by-course basis. They should be reported as either part-time or full-time based on their designation on the institution's payroll, and as non-tenured instructional staff.

[Back to top](#)

28) How do I report Managers and Supervisors?

The Management Occupations category should include those staff whose job it is to plan, direct, or coordinate policies and programs, and may include some supervision of other workers. In addition, Postsecondary Deans should be classified in this category as well, even though they perform similar activities to the workers that they supervise.

All other supervisors should be categorized within the same category as the workers that they supervise.

However, there is an exception for those that supervise workers in the Healthcare Support Occupations. These staff are usually supervised by workers in Major Group 29-0000 Healthcare Practitioners and Technical Occupations. Therefore, there are no first-line supervisor occupations in Major Group 31-0000 Healthcare Support Occupations.

[Back to top](#)

29) Who should be reported in the "Student and Academic Services and Other Education Occupations" category?

This category includes professionals who work in the areas of student activities, student admissions, student affairs, student career services, student enrollment, student financial aid, student registration and records, campus recreation services, and similar functions. Typically, the person who directs or heads the office would not be included in this category.

Note, the majority of these occupations are not included in the 2010 Standard Occupational Classification (SOC) system. In IPEDS, these occupations are coded in the SOC Minor Groups of 25-2000, 25-3000, and 25-9000 because those categories represent the best fit, **not** because they are specifically listed there. For more specific guidance on how to categorize these occupations and others, please see CUPA-HR's position descriptions: <http://www.cupahr.org/surveys/worksheets.aspx> or contact the IPEDS Help Desk.

[Back to top](#)

30) How do I report staff by Tenure Status?

Report instructional staff by tenure status (e.g., tenured, on tenure track, and not on tenure track) as designated by the institution.

Staff should be classified as *Not on Tenure Track* if they have faculty status, but are not considered to be tenured or on tenure track.

[Back to top](#)

31) How do I report staff by Faculty Status?

Please refer to your institution's policies to determine whether staff members have the designation of faculty. The designation of faculty is not limited to instructional staff, but can also include such positions as president, provost, or librarians.

For IPEDS reporting purposes, graduate assistants do not have faculty status.

[Back to top](#)

32) How do I report salaries for instructional staff?

Historically, IPEDS has collected average annual salaries. Because there is variation in what an annual salary entails, IPEDS now calculates weighted average monthly salaries. The salaries worksheet is used to determine average monthly salaries by collecting the number of instructional staff and the number of months their salaries cover, along with the total salary outlays for all of those individuals.

Full-time instructional staff should be reported based on the number of months during which they work during the year, NOT the number of months during which they are paid.

[Back to top](#)

33) What is CUPA-HR, and how will it help me categorize my staff?

CUPA-HR, or the College and University Professional Association for Human Resources, developed worksheets to assist institutions in classifying their staff members, and graciously offered them for use in IPEDS reporting, regardless of whether institutions are CUPA-HR members or not.

These worksheets contain many positions in postsecondary education (which aren't specifically mentioned in the SOC itself) such as: registrar, bursar, outreach specialist, etc. The following link will take you to CUPA-HR's website: <http://www.cupahr.org/surveys/reporting.aspx>. Look under the SOC Codes for IPEDS Reporting heading and click on "position descriptions." This will take you to position descriptions for Administrators and Professionals which list the title, description, and SOC code recommendation for many positions in postsecondary education. SOC Codes are also provided for Non-Exempt staff, though specific position descriptions are not available.

[Back to top](#)

IPEDS and SOC

1) What is the SOC?

The Standard Occupational Classification system, or SOC, is designed to reflect the current occupational structure of the United States.

[Back to top](#)

2) What is the purpose of the Standard Occupational Classification (SOC) system?

The SOC system is used by Federal statistical agencies to classify workers and jobs into occupational categories for the purpose of collecting, calculating, analyzing, or disseminating data. All Federal agencies that publish occupational data for statistical purposes are required to use the SOC in order to increase data comparability.

[Back to top](#)

3) How are occupations classified in the SOC?

Occupations in the SOC are classified based on work performed and, in some cases, on the skills, education, and/or training needed to perform the work at a competent level.

This is SOC Classification Principle #2, available at the following link:
http://www.bls.gov/soc/soc_2010_class_prin_cod_guide.pdf

[Back to top](#)

4) How is the SOC structured?

The SOC is a tiered occupational classification system with four levels: major group, minor group, broad occupation, and detailed occupation. The 23 major groups are broken down into 97 minor groups, followed by 461 broad occupations, and finally 840 detailed occupations.

[Back to top](#)

5) Where can I find definitions of the 2010 SOC occupations?

A pdf version of the 2010 SOC definitions can be found at the following website:
http://www.bls.gov/soc/soc_2010_definitions.pdf. A link to the Excel version of the definitions can be found on the SOC homepage (<http://www.bls.gov/soc>) under the category "2010 SOC, Downloadable Materials". While the SOC system is a four-level tiered system, SOC definitions only exist at the lowest occupational level, which is known as the "detailed occupation" level.

[Back to top](#)

6) Where can I find additional information about the SOC system?

Refer to the SOC homepage at: <http://www.bls.gov/soc>.

- A hardcopy of the English version of the *2010 SOC Manual* can also be purchased from the following website: <http://www.ntis.gov/products/soc.aspx>.
- The Spanish version of the *2010 SOC Manual* is only available online and can be found at: http://www.bls.gov/soc/soc_2010_Spanish_Version.pdf.

[Back to top](#)

7) When will the next SOC revision take place?

The SOC 2018 revision process is underway! Major review of the 2010 SOC Classification Principles and detailed occupations began in 2013, and a Federal Register notice requesting public comment was published in June 2014 with a deadline of July 21, 2014. NCES proposed a number of changes that would help better align the SOC with postsecondary education. The review and possible revision of the 2010 SOC is intended to be completed by the end of 2016, and then released to begin use in 2018.

[Back to top](#)

8) Why did NCES change the occupational categories in the IPEDS HR survey in 2012-13?

The IPEDS HR survey was changed to comply with the requirement to align IPEDS HR reporting with the 2010 Standard Occupational Classification (SOC) system. Also, prior to 2012-13, most of the occupational categories and corresponding definitions in the IPEDS HR survey and its predecessor called the *Higher Education General Information Survey (HEGIS)* remained basically the same for over two decades. (The 2010 SOC reflects changes in the workforce over the last decade.)

[Back to top](#)

9) Is there a summary of resources that relate to the new IPEDS occupational categories and the 2010 SOC?

The IPEDS HR/SOC Information Center can be found at: <http://nces.ed.gov/ipeds/resource/soc.asp>.

[Back to top](#)

10) Is there additional information on classifying and coding supervisors and managers?

For additional information on classifying and coding supervisors and managers, refer to the IPEDS HR instructions.

[Back to top](#)

11) For IPEDS reporting, are institutions required to code and report all occupations at the lowest, detailed SOC level?

IPEDS does not require institutions to report most occupations at the detailed SOC level. Most of the occupational data in IPEDS are collected at a higher level (e.g., major level); however, there are a few instances where data are collected at a lower level (e.g., detailed) such as Librarians.

For IPEDS purposes, institutions should report their employees in the categories defined in the IPEDS HR survey. For example, a College President would most likely fall under the detailed SOC occupation of "Education Administrators, Postsecondary" (**11-9033**) where the first two-digits (**11**) of the SOC code represent the SOC "major group" in this example. Based on the IPEDS HR/SOC crosswalk at http://nces.ed.gov/ipeds/resource/download/IPEDS_HR_2010_SOC_Crosswalk.pdf, the SOC code of "**11-0000**" corresponds to the SOC major group of "Management Occupations," which is crosswalked to the IPEDS HR "Management Occupations" category.

[Back to top](#)

12) Can the previous IPEDS primary function/occupational activity categories be mapped to the new IPEDS occupational categories?

In most cases, no. The detailed occupations in the 2010 SOC are grouped together based on similar job duties, and in some cases skills, education, and/or training. Consequently, many categories such as "technical and paraprofessional" and "other professionals (support/service)" no longer exist in IPEDS.

For example, for the 2011-12 IPEDS HR survey, "Dietitians and Nutritionists" were included in the "Other Professional" (support/service) category while "Dietetic Technicians" were included in the "Technical and Paraprofessionals" category. In the 2012-13 IPEDS HR survey, "Dietitians and Nutritionists" and "Dietetic Technicians" are included in the SAME major occupational category called "Healthcare Practitioners and Technical Occupations".

However, the Instructional Staff (Primarily instruction and Instruction combined with research and/or public service), Research Staff, and Public Service Staff categories remained the same in IPEDS.

[Back to top](#)

13) What is the relationship between IPEDS reporting and the SOC Postsecondary Teachers 25-1000 category?

Postsecondary Teachers is an occupational category in the 2010 Standard Occupational Classification (SOC) Manual with the SOC code 25-1000. This category is not an IPEDS reporting category because staff generally regarded by institutions as "faculty" are not only instructional staff, but can be research staff and public service staff as well. Postsecondary Teachers is not a good description of these occupational categories on postsecondary campuses, and introduces confusion into the reporting done by institutions.

However, because of the requirement to align with the SOC, all three categories (instructional staff, research staff, and public service staff) are included individually under the Postsecondary Teachers category in the IPEDS Data Center, with explanations.

[Back to top](#)

U.S. Department of Education



[Software Provider Resources](#)

[Browsers Supported](#)

[Use of Cookies](#)

[Troubleshooting](#)

[Section 508 Compliance](#)

[NCES Privacy Policy](#)

Human Resources for non-degree-granting institutions and related administrative offices

Overview

Human Resources Overview

Welcome to the IPEDS Human Resources (HR) survey component. The HR component collects important information about your institution's staff.

Data Reporting Reminders

- Report each employee only once. If an employee could be coded in more than one occupation, code the employee in the occupation that requires the highest level of skill OR if there is no measurable difference in skill requirements, code the employee in the occupation in which they spend the most time.
- Report staff members difficult to categorize in the "Human Resources Survey Evaluation" box at the end of the survey.
- Enter data on each displayed screen. If a screen is not applicable, enter at least one zero in a field on the screen and save before continuing.
- When reporting salary data (applicable to degree-granting institutions only) include all full-time, non-medical school, instructional staff - both with and without faculty status.

See the instructions for the **Key Reporting Concepts** section -- basic reporting concepts that will assist you in completing the Human Resources survey component.

Resources:

- To download the survey materials for this component: [Survey Materials](#)
- All staff must now be reported using the new IPEDS occupational categories, which align with the 2010 Standard Occupational Classification (SOC) codes. Additional information and resources can be found in the [IPEDS HR/SOC Information Center](#), including general information about the SOC, the IPEDS/SOC crosswalk, a SOC Browse Tool, frequently asked questions, and web tutorials.

If you have questions about completing this survey, please contact the **IPEDS Help Desk at 1-877-225-2568**.

Human Resources Screening Questions

Does your institution have any part-time staff?

If you answer **Yes** to this question, you will be provided the screens to report part-time staff.

No

Yes

You may use the space below to provide context for the data you've reported above.

Part A - Full-time Staff by Occupational Category

Number of Full-time Staff

As of November 1, 2017

- Report Hispanic/Latino individuals of any race as Hispanic/Latino
- Report race for non-Hispanic/Latino individuals only

Men

Race/ethnicity	Instructional staff	Librarians, Curators, and Archivists 25-4000	Student and Academic Affairs and Other Education Services Occupations 25-2000 + 25-3000 + 25-9000
Nonresident alien	<input type="text"/>	<input type="text"/>	<input type="text"/>
Hispanic/Latino	<input type="text"/>	<input type="text"/>	<input type="text"/>
American Indian or Alaska Native	<input type="text"/>	<input type="text"/>	<input type="text"/>
Asian	<input type="text"/>	<input type="text"/>	<input type="text"/>
Black or African American	<input type="text"/>	<input type="text"/>	<input type="text"/>
Native Hawaiian or Other Pacific Islander	<input type="text"/>	<input type="text"/>	<input type="text"/>
White	<input type="text"/>	<input type="text"/>	<input type="text"/>
Two or more races	<input type="text"/>	<input type="text"/>	<input type="text"/>
Race and ethnicity unknown	<input type="text"/>	<input type="text"/>	<input type="text"/>
Total men			

Women

Race/ethnicity	Instructional staff	Librarians, Curators, and Archivists 25-4000	Student and Academic Affairs and Other Education Services Occupations 25-2000 + 25-3000 + 25-9000
Nonresident alien	<input type="text"/>	<input type="text"/>	<input type="text"/>
Hispanic/Latino	<input type="text"/>	<input type="text"/>	<input type="text"/>
American Indian or Alaska Native	<input type="text"/>	<input type="text"/>	<input type="text"/>
Asian	<input type="text"/>	<input type="text"/>	<input type="text"/>
Black or African American	<input type="text"/>	<input type="text"/>	<input type="text"/>
Native Hawaiian or Other Pacific Islander	<input type="text"/>	<input type="text"/>	<input type="text"/>
White	<input type="text"/>	<input type="text"/>	<input type="text"/>
Two or more races	<input type="text"/>	<input type="text"/>	<input type="text"/>
Race and ethnicity unknown	<input type="text"/>	<input type="text"/>	<input type="text"/>
Total women			
Total (men+women)			
Total from prior year			

Part A - Full-time Staff by Occupational Category

Number of Full-time Staff

As of November 1, 2017

- Report Hispanic/Latino individuals of any race as Hispanic/Latino
- Report race for non-Hispanic/Latino individuals only

Men

Race/ethnicity	<u>Management Occupations</u> 11-0000	<u>Business and Financial Operations Occupations</u> 13-0000	<u>Computer, Engineering, and Science Occupations</u> 15-0000 + 17-0000 + 19-0000	<u>Community, Social Service, Legal, Arts, Design, Entertainment, Sports, and Media Occupations</u> 21-0000 + 23-0000 + 27-0000	<u>Healthcare Practitioners and Technical Occupations</u> 29-0000
<u>Nonresident alien</u>	<input type="text"/>	<input type="text"/>	<input type="text"/>	<input type="text"/>	<input type="text"/>
<u>Hispanic/Latino</u>	<input type="text"/>	<input type="text"/>	<input type="text"/>	<input type="text"/>	<input type="text"/>
<u>American Indian or Alaska Native</u>	<input type="text"/>	<input type="text"/>	<input type="text"/>	<input type="text"/>	<input type="text"/>
<u>Asian</u>	<input type="text"/>	<input type="text"/>	<input type="text"/>	<input type="text"/>	<input type="text"/>
<u>Black or African American</u>	<input type="text"/>	<input type="text"/>	<input type="text"/>	<input type="text"/>	<input type="text"/>
<u>Native Hawaiian or Other Pacific Islander</u>	<input type="text"/>	<input type="text"/>	<input type="text"/>	<input type="text"/>	<input type="text"/>
<u>White</u>	<input type="text"/>	<input type="text"/>	<input type="text"/>	<input type="text"/>	<input type="text"/>
<u>Two or more races</u>	<input type="text"/>	<input type="text"/>	<input type="text"/>	<input type="text"/>	<input type="text"/>
<u>Race and ethnicity unknown</u>	<input type="text"/>	<input type="text"/>	<input type="text"/>	<input type="text"/>	<input type="text"/>
Total men					

Women

Race/ethnicity	<u>Management Occupations</u> 11-0000	<u>Business and Financial Operations Occupations</u> 13-0000	<u>Computer, Engineering, and Science Occupations</u> 15-0000 + 17-0000 + 19-0000	<u>Community, Social Service, Legal, Arts, Design, Entertainment, Sports, and Media Occupations</u> 21-0000 + 23-0000 + 27-0000	<u>Healthcare Practitioners and Technical Occupations</u> 29-0000
<u>Nonresident alien</u>	<input type="text"/>	<input type="text"/>	<input type="text"/>	<input type="text"/>	<input type="text"/>
<u>Hispanic/Latino</u>	<input type="text"/>	<input type="text"/>	<input type="text"/>	<input type="text"/>	<input type="text"/>
<u>American Indian or Alaska Native</u>	<input type="text"/>	<input type="text"/>	<input type="text"/>	<input type="text"/>	<input type="text"/>
<u>Asian</u>	<input type="text"/>	<input type="text"/>	<input type="text"/>	<input type="text"/>	<input type="text"/>
<u>Black or African American</u>	<input type="text"/>	<input type="text"/>	<input type="text"/>	<input type="text"/>	<input type="text"/>
<u>Native Hawaiian or Other Pacific Islander</u>	<input type="text"/>	<input type="text"/>	<input type="text"/>	<input type="text"/>	<input type="text"/>
<u>White</u>	<input type="text"/>	<input type="text"/>	<input type="text"/>	<input type="text"/>	<input type="text"/>
<u>Two or more races</u>	<input type="text"/>	<input type="text"/>	<input type="text"/>	<input type="text"/>	<input type="text"/>
<u>Race and ethnicity unknown</u>	<input type="text"/>	<input type="text"/>	<input type="text"/>	<input type="text"/>	<input type="text"/>
Total women					

Total (men+women)

Total (men+women)					
Total from prior year					

Part A - Full-time Staff by Occupational Category

Number of Full-time Staff

As of November 1, 2017

- Report Hispanic/Latino individuals of any race as Hispanic/Latino
- Report race for non-Hispanic/Latino individuals only

Men

Race/ethnicity	<u>Service Occupations</u> 31-0000 + 33-0000 + 35-0000 + 37-0000 + 39-0000	<u>Sales and Related Occupations</u> 41-0000	<u>Office and Administrative Support Occupations</u> 43-0000	<u>Natural Resources, Construction, and Maintenance Occupations</u> 45-0000 + 47-0000 + 49-0000	<u>Production, Transportation, and Material Moving Occupations</u> 51-0000 + 53-0000	Grand Total (All full-time staff)
<u>Nonresident alien</u>	<input type="text"/>	<input type="text"/>	<input type="text"/>	<input type="text"/>	<input type="text"/>	
<u>Hispanic/Latino</u>	<input type="text"/>	<input type="text"/>	<input type="text"/>	<input type="text"/>	<input type="text"/>	
<u>American Indian or Alaska Native</u>	<input type="text"/>	<input type="text"/>	<input type="text"/>	<input type="text"/>	<input type="text"/>	
<u>Asian</u>	<input type="text"/>	<input type="text"/>	<input type="text"/>	<input type="text"/>	<input type="text"/>	
<u>Black or African American</u>	<input type="text"/>	<input type="text"/>	<input type="text"/>	<input type="text"/>	<input type="text"/>	
<u>Native Hawaiian or Other Pacific Islander</u>	<input type="text"/>	<input type="text"/>	<input type="text"/>	<input type="text"/>	<input type="text"/>	
<u>White</u>	<input type="text"/>	<input type="text"/>	<input type="text"/>	<input type="text"/>	<input type="text"/>	
<u>Two or more races</u>	<input type="text"/>	<input type="text"/>	<input type="text"/>	<input type="text"/>	<input type="text"/>	
<u>Race and ethnicity unknown</u>	<input type="text"/>	<input type="text"/>	<input type="text"/>	<input type="text"/>	<input type="text"/>	
Total men						

Women

Race/ethnicity	<u>Service Occupations</u> 31-0000 + 33-0000 + 35-0000 + 37-0000 + 39-0000	<u>Sales and Related Occupations</u> 41-0000	<u>Office and Administrative Support Occupations</u> 43-0000	<u>Natural Resources, Construction, and Maintenance Occupations</u> 45-0000 + 47-0000 + 49-0000	<u>Production, Transportation, and Material Moving Occupations</u> 51-0000 + 53-0000	Grand Total (All full-time staff)
<u>Nonresident alien</u>	<input type="text"/>	<input type="text"/>	<input type="text"/>	<input type="text"/>	<input type="text"/>	
<u>Hispanic/Latino</u>	<input type="text"/>	<input type="text"/>	<input type="text"/>	<input type="text"/>	<input type="text"/>	
<u>American Indian or Alaska Native</u>	<input type="text"/>	<input type="text"/>	<input type="text"/>	<input type="text"/>	<input type="text"/>	
<u>Asian</u>	<input type="text"/>	<input type="text"/>	<input type="text"/>	<input type="text"/>	<input type="text"/>	
<u>Black or African American</u>	<input type="text"/>	<input type="text"/>	<input type="text"/>	<input type="text"/>	<input type="text"/>	
<u>Native Hawaiian or Other Pacific Islander</u>	<input type="text"/>	<input type="text"/>	<input type="text"/>	<input type="text"/>	<input type="text"/>	
<u>White</u>	<input type="text"/>	<input type="text"/>	<input type="text"/>	<input type="text"/>	<input type="text"/>	
<u>Two or more races</u>	<input type="text"/>	<input type="text"/>	<input type="text"/>	<input type="text"/>	<input type="text"/>	
<u>Race and ethnicity unknown</u>	<input type="text"/>	<input type="text"/>	<input type="text"/>	<input type="text"/>	<input type="text"/>	
Total women						

Total (men+women)

Total from prior year						
-----------------------	--	--	--	--	--	--

Part A - Full-time Staff Total

Number of Full-time Staff

As of November 1, 2017

Occupational category	Total
Instructional staff	
Librarians, Curators, and Archivists 25-4000	
Student and Academic Affairs and Other Education Services Occupations 25-2000 + 25-3000 + 25-9000	
Management Occupations 11-0000	
Business and Financial Operations Occupations 13-0000	
Computer, Engineering, and Science Occupations 15-0000 + 17-0000 + 19-0000	
Community, Social Service, Legal, Arts, Design, Entertainment, Sports, and Media Occupations 21-0000 + 23-0000 + 27-0000	
Healthcare Practitioners and Technical Occupations 29-0000	
Service Occupations 31-0000 + 33-0000 + 35-0000 + 37-0000 + 39-0000	
Sales and Related Occupations 41-0000	
Office and Administrative Support Occupations 43-0000	
Natural Resources, Construction, and Maintenance Occupations 45-0000 + 47-0000 + 49-0000	
Production, Transportation, and Material Moving Occupations 51-0000 + 53-0000	

Part B - Part-time Staff by Occupational Category

Number of Part-time Staff

As of November 1, 2017

- Report Hispanic/Latino individuals of any race as Hispanic/Latino
- Report race for non-Hispanic/Latino individuals only

Men

Race/ethnicity	Instructional staff	Librarians, Curators, and Archivists 25-4000	Student and Academic Affairs and Other Education Services Occupations 25-2000 + 25-3000 + 25-9000
Nonresident alien	<input type="text"/>	<input type="text"/>	<input type="text"/>
Hispanic/Latino	<input type="text"/>	<input type="text"/>	<input type="text"/>
American Indian or Alaska Native	<input type="text"/>	<input type="text"/>	<input type="text"/>
Asian	<input type="text"/>	<input type="text"/>	<input type="text"/>
Black or African American	<input type="text"/>	<input type="text"/>	<input type="text"/>
Native Hawaiian or Other Pacific Islander	<input type="text"/>	<input type="text"/>	<input type="text"/>
White	<input type="text"/>	<input type="text"/>	<input type="text"/>
Two or more races	<input type="text"/>	<input type="text"/>	<input type="text"/>
Race and ethnicity unknown	<input type="text"/>	<input type="text"/>	<input type="text"/>
Total men			

Women

Race/ethnicity	Instructional staff	Librarians, Curators, and Archivists 25-4000	Student and Academic Affairs and Other Education Services Occupations 25-2000 + 25-3000 + 25-9000
Nonresident alien	<input type="text"/>	<input type="text"/>	<input type="text"/>
Hispanic/Latino	<input type="text"/>	<input type="text"/>	<input type="text"/>
American Indian or Alaska Native	<input type="text"/>	<input type="text"/>	<input type="text"/>
Asian	<input type="text"/>	<input type="text"/>	<input type="text"/>
Black or African American	<input type="text"/>	<input type="text"/>	<input type="text"/>
Native Hawaiian or Other Pacific Islander	<input type="text"/>	<input type="text"/>	<input type="text"/>
White	<input type="text"/>	<input type="text"/>	<input type="text"/>
Two or more races	<input type="text"/>	<input type="text"/>	<input type="text"/>
Race and ethnicity unknown	<input type="text"/>	<input type="text"/>	<input type="text"/>
Total women			
Total (men+women)			
Total from prior year			

Part B - Part-time Staff by Occupational Category

Number of Part-time Staff

As of November 1, 2017

- Report Hispanic/Latino individuals of any race as Hispanic/Latino
- Report race for non-Hispanic/Latino individuals only

Men

Race/ethnicity	<u>Management Occupations</u> 11-0000	<u>Business and Financial Operations Occupations</u> 13-0000	<u>Computer, Engineering, and Science Occupations</u> 15-0000 + 17-0000 + 19-0000	<u>Community, Social Service, Legal, Arts, Design, Entertainment, Sports, and Media Occupations</u> 21-0000 + 23-0000 + 27-0000	<u>Healthcare Practitioners and Technical Occupations</u> 29-0000
<u>Nonresident alien</u>	<input type="text"/>	<input type="text"/>	<input type="text"/>	<input type="text"/>	<input type="text"/>
<u>Hispanic/Latino</u>	<input type="text"/>	<input type="text"/>	<input type="text"/>	<input type="text"/>	<input type="text"/>
<u>American Indian or Alaska Native</u>	<input type="text"/>	<input type="text"/>	<input type="text"/>	<input type="text"/>	<input type="text"/>
<u>Asian</u>	<input type="text"/>	<input type="text"/>	<input type="text"/>	<input type="text"/>	<input type="text"/>
<u>Black or African American</u>	<input type="text"/>	<input type="text"/>	<input type="text"/>	<input type="text"/>	<input type="text"/>
<u>Native Hawaiian or Other Pacific Islander</u>	<input type="text"/>	<input type="text"/>	<input type="text"/>	<input type="text"/>	<input type="text"/>
<u>White</u>	<input type="text"/>	<input type="text"/>	<input type="text"/>	<input type="text"/>	<input type="text"/>
<u>Two or more races</u>	<input type="text"/>	<input type="text"/>	<input type="text"/>	<input type="text"/>	<input type="text"/>
<u>Race and ethnicity unknown</u>	<input type="text"/>	<input type="text"/>	<input type="text"/>	<input type="text"/>	<input type="text"/>
Total men					

Women

Race/ethnicity	<u>Management Occupations</u> 11-0000	<u>Business and Financial Operations Occupations</u> 13-0000	<u>Computer, Engineering, and Science Occupations</u> 15-0000 + 17-0000 + 19-0000	<u>Community, Social Service, Legal, Arts, Design, Entertainment, Sports, and Media Occupations</u> 21-0000 + 23-0000 + 27-0000	<u>Healthcare Practitioners and Technical Occupations</u> 29-0000
<u>Nonresident alien</u>	<input type="text"/>	<input type="text"/>	<input type="text"/>	<input type="text"/>	<input type="text"/>
<u>Hispanic/Latino</u>	<input type="text"/>	<input type="text"/>	<input type="text"/>	<input type="text"/>	<input type="text"/>
<u>American Indian or Alaska Native</u>	<input type="text"/>	<input type="text"/>	<input type="text"/>	<input type="text"/>	<input type="text"/>
<u>Asian</u>	<input type="text"/>	<input type="text"/>	<input type="text"/>	<input type="text"/>	<input type="text"/>
<u>Black or African American</u>	<input type="text"/>	<input type="text"/>	<input type="text"/>	<input type="text"/>	<input type="text"/>
<u>Native Hawaiian or Other Pacific Islander</u>	<input type="text"/>	<input type="text"/>	<input type="text"/>	<input type="text"/>	<input type="text"/>
<u>White</u>	<input type="text"/>	<input type="text"/>	<input type="text"/>	<input type="text"/>	<input type="text"/>
<u>Two or more races</u>	<input type="text"/>	<input type="text"/>	<input type="text"/>	<input type="text"/>	<input type="text"/>
<u>Race and ethnicity unknown</u>	<input type="text"/>	<input type="text"/>	<input type="text"/>	<input type="text"/>	<input type="text"/>
Total women					

Total (men+women)

Total from prior year					
-----------------------	--	--	--	--	--

Part B - Part-time Staff by Occupational Category

Number of Part-time Staff

As of November 1, 2017

- Report Hispanic/Latino individuals of any race as Hispanic/Latino
- Report race for non-Hispanic/Latino individuals only

Men

Race/ethnicity	<u>Service Occupations</u> 31-0000 + 33-0000 + 35-0000 + 37-0000 + 39-0000	<u>Sales and Related Occupations</u> 41-0000	<u>Office and Administrative Support Occupations</u> 43-0000	<u>Natural Resources, Construction, and Maintenance Occupations</u> 45-0000 + 47-0000 + 49-0000	<u>Production, Transportation, and Material Moving Occupations</u> 51-0000 + 53-0000	Grand Total (All part-time staff)
<u>Nonresident alien</u>	<input type="text"/>	<input type="text"/>	<input type="text"/>	<input type="text"/>	<input type="text"/>	
<u>Hispanic/Latino</u>	<input type="text"/>	<input type="text"/>	<input type="text"/>	<input type="text"/>	<input type="text"/>	
<u>American Indian or Alaska Native</u>	<input type="text"/>	<input type="text"/>	<input type="text"/>	<input type="text"/>	<input type="text"/>	
<u>Asian</u>	<input type="text"/>	<input type="text"/>	<input type="text"/>	<input type="text"/>	<input type="text"/>	
<u>Black or African American</u>	<input type="text"/>	<input type="text"/>	<input type="text"/>	<input type="text"/>	<input type="text"/>	
<u>Native Hawaiian or Other Pacific Islander</u>	<input type="text"/>	<input type="text"/>	<input type="text"/>	<input type="text"/>	<input type="text"/>	
<u>White</u>	<input type="text"/>	<input type="text"/>	<input type="text"/>	<input type="text"/>	<input type="text"/>	
Two or more races	<input type="text"/>	<input type="text"/>	<input type="text"/>	<input type="text"/>	<input type="text"/>	
<u>Race and ethnicity unknown</u>	<input type="text"/>	<input type="text"/>	<input type="text"/>	<input type="text"/>	<input type="text"/>	
Total men						

Women

Race/ethnicity	<u>Service Occupations</u> 31-0000 + 33-0000 + 35-0000 + 37-0000 + 39-0000	<u>Sales and Related Occupations</u> 41-0000	<u>Office and Administrative Support Occupations</u> 43-0000	<u>Natural Resources, Construction, and Maintenance Occupations</u> 45-0000 + 47-0000 + 49-0000	<u>Production, Transportation, and Material Moving Occupations</u> 51-0000 + 53-0000	Grand Total (All part-time staff)
<u>Nonresident alien</u>	<input type="text"/>	<input type="text"/>	<input type="text"/>	<input type="text"/>	<input type="text"/>	
<u>Hispanic/Latino</u>	<input type="text"/>	<input type="text"/>	<input type="text"/>	<input type="text"/>	<input type="text"/>	
<u>American Indian or Alaska Native</u>	<input type="text"/>	<input type="text"/>	<input type="text"/>	<input type="text"/>	<input type="text"/>	
<u>Asian</u>	<input type="text"/>	<input type="text"/>	<input type="text"/>	<input type="text"/>	<input type="text"/>	
<u>Black or African American</u>	<input type="text"/>	<input type="text"/>	<input type="text"/>	<input type="text"/>	<input type="text"/>	
<u>Native Hawaiian or Other Pacific Islander</u>	<input type="text"/>	<input type="text"/>	<input type="text"/>	<input type="text"/>	<input type="text"/>	
<u>White</u>	<input type="text"/>	<input type="text"/>	<input type="text"/>	<input type="text"/>	<input type="text"/>	
Two or more races	<input type="text"/>	<input type="text"/>	<input type="text"/>	<input type="text"/>	<input type="text"/>	
<u>Race and ethnicity unknown</u>	<input type="text"/>	<input type="text"/>	<input type="text"/>	<input type="text"/>	<input type="text"/>	
Total women						

Total (men+women)

Total from prior year						
-----------------------	--	--	--	--	--	--

Part B - Part-time Staff Total

Number of Part-time Staff

As of November 1, 2017

Occupational category	Total
Instructional staff	
Librarians, Curators, and Archivists 25-4000	
Student and Academic Affairs and Other Education Services Occupations 25-2000 + 25-3000 + 25-9000	
Management Occupations 11-0000	
Business and Financial Operations Occupations 13-0000	
Computer, Engineering, and Science Occupations 15-0000 + 17-0000 + 19-0000	
Community, Social Service, Legal, Arts, Design, Entertainment, Sports, and Media Occupations 21-0000 + 23-0000 + 27-0000	
Healthcare Practitioners and Technical Occupations 29-0000	
Service Occupations 31-0000 + 33-0000 + 35-0000 + 37-0000 + 39-0000	
Sales and Related Occupations 41-0000	
Office and Administrative Support Occupations 43-0000	
Natural Resources, Construction, and Maintenance Occupations 45-0000 + 47-0000 + 49-0000	
Production, Transportation, and Material Moving Occupations 51-0000 + 53-0000	

Human Resources Survey Evaluation

Were any staff members difficult to categorize? If so, please explain in the box below.

U.S. Department of Education



[Software Provider Resources](#)

[Browsers Supported](#)

[Use of Cookies](#)

[Troubleshooting](#)

[Section 508 Compliance](#)

[NCES Privacy Policy](#)

2017-18 HR: Non-degree-granting Institutions

[Purpose of Component - Data Collected](#)

[Changes in Reporting](#)

[General Instructions](#)

[Reporting Period Covered](#)

[Context Boxes](#)

[Coverage](#)

[Where to Get Help](#)

[Where the Data Will Appear](#)

[Uploading Files to the IPEDS Data Collection System](#)

[Detailed Instructions](#)

[Summary of Parts](#)

[Screening Questions](#)

[Part A - Full-time Staff](#)

[Part B - Part-time Staff](#)

[Key Reporting Concepts](#)

[Reporting Persons by Racial/Ethnic Category \(1997 OMB\)](#)

[How do I report Managers and Supervisors?](#)

[Who should be reported in the "Student and Academic Services and Other Education Occupations" Category?](#)

[What is CUPA-HR and how will it help me categorize my staff?](#)

[Reporting Staff by Occupational Category](#)

[Structure of the 2010 Standard Occupational Classification \(SOC\) System](#)

[2010 SOC Classification Principles](#)

[Additional Information from the 2010 SOC Coding Guidelines](#)

[Comparison of the IPEDS HR Occupational Categories to the 2010 SOC Occupational Categories](#)

[Crosswalk Between IPEDS HR Occupational Categories and the 2010 SOC Occupational Categories](#)

[Reporting Instructional Staff by Occupational Category](#)

[Note regarding the use of the "Postsecondary Teachers" Terminology](#)

[Resources for Classifying Employees Using the 2010 SOC Codes](#)

[Purpose of the Survey Component](#)

The primary purpose of the Human Resources (HR) survey component is to measure the number and type of staff supporting postsecondary education in terms of employment status (full-time and part-time) and occupational category. The reporting of data by race/ethnicity and gender is now required every year.

Special note for state and corporate systems: If a separate, administrative office entity has been established for the system in IPEDS, that entity will report all staff associated with the administrative office. If no separate administrative office entity has been created, administrative office staff will be reported by the main campus of the system. If you have any questions concerning whether a separate reporting entity exists for your system, please contact your system's coordinator or keyholder, or the IPEDS Help Desk for further assistance.

[Top ▲](#)

[Changes in Reporting](#)

Changes in reporting for 2016-17 include the following:

- Salary outlays are now collected by months worked (rather than total across all months worked).
- Categories for reporting of Graduate Assistants have been collapsed from 8 categories to 3 categories (Teaching, Research, Other).
- Contract reporting categories for full-time instructional staff with faculty status (not-on-tenure track) have been revised. The new categories are: 1) Multi-year contract, 2) Annual contract, 3) Less-than-annual contract, and 4) Contract of indefinite duration (continuing or at-will). The former categories were: 1) Multi-year, continuing, or at-will contract, 2) Annual contract, and 3) Less-than-annual contract.
- New Hires reporting (Part L) now covers November 1 through October 31 (rather than July 1 through October 31).

[Top ▲](#)

[General Instructions](#)

[Reporting Period Covered](#)

The HR component is intended to provide a snapshot of your institution's human resources/payroll data at a specific point in the fall. As

such, report employees on the payroll of the institution as of November 1, 2017.

Top ▲

Context Boxes

Context boxes are provided to allow institutions to provide more information regarding survey component items. Note that some context boxes are posted on the [College Navigator Website](#), which is the college search tool offered by NCES. NCES will review entries in these context boxes for applicability and appropriateness before posting them on the [College Navigator Website](#); institutions should check grammar and spelling of their entries.

Top ▲

Coverage

Who to Include in this Report

- Persons on the payroll of the institution as of November 1, 2017.
- Staff who are on sabbatical leave and staff who are on leave but remain on the payroll.
- Staff who are hired to temporarily replace staff who are on sabbatical leave or on leave with or without pay.
- "Visiting" instructional, research, and public service staff who are paid by your institution.
- Adjunct instructional staff (see definition in Glossary below). Report adjuncts as either full-time or part-time instructional staff.
- Staff in workforce development training programs and Adult Basic Education (ABE) programs.
- Staff at off-campus centers associated with the campus covered by this report. (Do not include staff who work at branch campuses located in a foreign country.)
- Corporate administrators for single-campus institutions or for multi-campus organizations (administrative units).

Who *NOT* to Include in this Report

- Staff on leave without pay.
- Staff in the military or religious orders who are not paid by your institution.
- Staff whose services are contracted by or donated to the institution.
- Casual staff (hired on an ad-hoc or occasional basis to meet short-term needs).
- Undergraduate students.
- Students in the College Work-Study Program.
- Graduate students who are receiving waivers and stipends that are not in exchange for services rendered (e.g., fellowships or training grant support).
- Staff who work in hospitals associated with medical schools, but are not employed by the medical school.

Top ▲

Where to Get Help with Reporting

IPEDS Help Desk

Phone: 1-877-225-2568
Email: ipedshelp@rti.org

Web Tutorials

You can also consult the [IPEDS Website Trainings & Outreach](#) page which contains several tutorials on IPEDS data collection, a self-paced overview of IPEDS tools, and other valuable resources.

IPEDS Resource Page

The [IPEDS Website Reporting Tools](#) page contains frequently asked questions, a link to data tip sheets, tutorials, taxonomies, information centers (e.g., academic libraries, average net price, human resources, race/ethnicity, etc.), and other valuable information.

In addition, in 2012-13, new IPEDS occupational categories replaced the primary function/occupational activity categories previously used for IPEDS HR reporting. The change was required to align the IPEDS HR survey component with the 2010 Standard Occupational Classification (SOC) System.

Information specific to the IPEDS HR component and the SOC system can be found within the IPEDS Resource Page in the [Standard Occupational Classification \(SOC\)](#).

Top ▲

Where the Reported Data Will Appear

Data collected through IPEDS will be accessible at the institution- and aggregate-levels.

At the institution-level, data will appear in the:

- [College Navigator Website](#)
- [IPEDS Data Center](#)
- [IPEDS Data Feedback Reports](#)
- [College Affordability and Transparency Center Website](#)

At the aggregate-level, data will appear in:

- [IPEDS First Looks](#)
- [IPEDS Table Library](#)
- [IPEDS Data Feedback Reports](#)
- [The Digest of Education Statistics](#)
- [The Condition of Education](#)

Top ▲

Uploading Files to the IPEDS Data Collection System

The *File Import/Upload* option is found under the Tools menu. In order to perform the upload you'll need to have a file formatted to specifications. Upload specifications are included with the survey materials found under the Help menu. There are two upload formats available for the HR survey component:

- Fixed width file
- Key value file

Top ▲

Detailed Instructions

Summary of Parts

Listed below is a summary of each section of the HR survey component.

- **Part A - Full-time staff:** Collects the number of full-time staff by occupational category.
- **Part B - Part-time staff:** Collects the number of part-time staff by occupational category.

You must enter data on each displayed screen. If a screen is not applicable to your institution, enter at least one zero in a field on the screen and save the screen before continuing.

For screens that ARE applicable to your institution, once data are entered in one or more cells on the screen it is not necessary to enter zeros in inapplicable cells/rows/columns. In this case, cells that are left blank will be treated as zeros.

Top ▲

Screening Questions

Please read and answer the screening questions in the data collection system very carefully. **These questions must be answered before providing detailed data.** Responses to the screening questions will determine which items of the survey must be completed by your institution.

Top ▲

Part A - Full-time Staff

In Part A, report the number of full-time staff at the institution by occupational category.

All staff must be reported using the new IPEDS occupational categories, which align with the 2010 Standard Occupational Classification (SOC) codes.

Report each employee only once. If an employee in a single job could be coded in more than one occupation:

- code the employee in the occupation that requires the highest level of skill
- OR -
- if there is no measurable difference in skill requirements, code the employee in the occupation in which they spend the most time

For additional information relevant to reporting full-time staff in Part A, please refer to the [Key Reporting Concepts](#) section of these instructions below.

Top ▲

Part B - Part-time Staff

In Part B, report the number of part-time staff at the institution by occupational category.

All staff must be reported using the new IPEDS occupational categories, which align with the 2010 Standard Occupational Classification (SOC) codes.

Report each employee only once. If an employee in a single job could be coded in more than one occupation:

- code the employee in the occupation that requires the highest level of skill

- OR -

- if there is no measurable difference in skill requirements, code the employee in the occupation in which they spend the most time

For additional information relevant to reporting part-time staff in Part B, please refer to the [Key Reporting Concepts](#) section of these instructions below.

Top ▲

Key Reporting Concepts

The following are key reporting concepts that will assist you with completing the IPEDS Human Resources survey component. Please read all instructions thoroughly prior to entering data.

Top ▲

Reporting Persons by Racial/Ethnic Category (1997 OMB)

This information is being collected in compliance with Title VI of the Civil Rights Act of 1964 and Title IX of the Education Amendments of 1972 and Sec. 421(a)(1) of the Carl D. Perkins Vocational Education Act. These instructions correspond with the Final Guidance on Maintaining, Collecting, and Reporting Racial and Ethnic Data to the U.S. Department of Education, published in the Federal Register on October 19, 2007.

Method of collection - Institutions must collect race and ethnicity information using a 2-question format. The first question is whether the respondent is Hispanic/Latino. The second question is whether the respondent is from one or more races from the following list: American Indian or Alaska Native, Asian, Black or African American, Native Hawaiian or Other Pacific Islander, and White. Institutions should allow students and staff to self-identify their race and ethnicity. For further details on the guidance for collecting these data, please see the full Federal Register notice.

Method of reporting aggregate data - Institutions must report aggregate data to the U.S. Department of Education using the NINE categories below. Racial/ethnic designations are requested only for United States citizens, resident aliens, and other eligible non-citizens.

- Hispanic or Latino, regardless of race

For Non-Hispanic/Latino individuals:

- American Indian or Alaska Native
- Asian
- Black or African American
- Native Hawaiian or Other Pacific Islander
- White
- Two or more races

In addition, the following categories may be used:

- Nonresident alien
- Race and ethnicity unknown

Racial/ethnic descriptions - Racial/ethnic designations as used in this survey do not denote scientific definitions of anthropological origins. The categories are:

- Hispanic or Latino- A person of Cuban, Mexican, Puerto Rican, South or Central American, or other Spanish culture or origin, regardless of race.
- American Indian or Alaska Native- A person having origins in any of the original peoples of North and South America (including Central America) who maintains cultural identification through tribal affiliation or community attachment.
- Asian- A person having origins in any of the original peoples of the Far East, Southeast Asia, or the Indian Subcontinent, including, for example, Cambodia, China, India, Japan, Korea, Malaysia, Pakistan, the Philippine Islands, Thailand, and Vietnam.
- Black or African American- A person having origins in any of the black racial groups of Africa.
- Native Hawaiian or Other Pacific Islander- A person having origins in any of the original peoples of Hawaii, Guam, Samoa, or other Pacific Islands.
- White - A person having origins in any of the original peoples of Europe, the Middle East, or North Africa.

Other descriptive categories

- **Nonresident alien** - A person who is not a citizen or national of the United States and who is in this country on a visa or temporary basis and does not have the right to remain indefinitely. NOTE - Nonresident aliens are to be reported separately, in the boxes provided, rather than included in any of the seven racial/ethnic categories. Resident aliens and other eligible (for financial aid purposes) non-citizens who are not citizens or nationals of the United States and who have been admitted as legal immigrants for the purpose of obtaining permanent resident alien status (and who hold either an alien registration card (Form I-551 or I-151), a Temporary Resident Card (Form I-688), or an Arrival-Departure Record (Form I-94) with a notation that conveys legal immigrant status such as Section 207 Refugee, Section 208 Asylee, Conditional Entrant Parolee or Cuban-Haitian) are to be reported in the appropriate racial/ethnic categories along with United States citizens.
- **Race and ethnicity unknown** - This category is used only if the person did not select EITHER a racial or ethnic designation.

Top ▲

How do I report Managers and Supervisors?

The "[Management Occupations](#)" category is a direct match to the "11-0000 Management Occupations" SOC category. This category should include those staff whose job it is to plan, direct, or coordinate policies, programs, and may include some supervision of other workers. In addition, Postsecondary Deans should be classified in this category as well, even though they perform similar activities to the workers that they supervise.

All other supervisors should be categorized within the same category as the workers that they supervise. However, there is an exception for those that supervise workers in the Healthcare Support Occupations. For additional information please refer to the [2010 SOC Classification Principles](#) section of these instructions.

Top ▲

Who should be reported in the "Student and Academic Services and Other Education Occupations" category?

This category includes professionals who work in the areas of student activities, student admissions, student affairs, student career services, student enrollment, student financial aid, student registration and records, campus recreation services, and similar functions. Typically, the person who directs or heads the office would not be included in this category. For additional information on whom should be included in this category as well whom should be included in other categories please see the [IPEDS/SOC Crosswalk](#).

Top ▲

What is CUPA-HR and how will it help me categorize my staff?

CUPA-HR, or the College and University Professional Association for Human Resources, developed worksheets to assist institutions in classifying their staff members according to the 2010 SOC, and graciously offered them for use in IPEDS reporting, regardless of whether institutions are CUPA-HR members or not. These worksheets contain many positions in postsecondary education (which aren't specifically mentioned in the SOC itself) such as: registrar, bursar, alumni, outreach specialist, etc. These worksheets, along with Position Descriptions, can be found at: <http://www.cupahr.org/surveys/worksheets.aspx>.

Additional information on the CUPA-HR worksheets and additional resources to assist you with categorizing employees using the new HR occupational categories / 2010 SOC can be found in the [Resources for Classifying Employees Using the 2010 SOC Codes](#) section of these instructions.

Top ▲

Reporting Staff by Occupational Category

The occupational categories in the IPEDS HR component were changed in 2012-13 to align with the occupational categories in the 2010 Standard Occupational Classification (SOC) System.

Structure of the 2010 Standard Occupational Classification (SOC) System

The occupations in the SOC are classified at four levels of aggregation: 23 major groups, 97 minor groups, 461 broad occupations, and 840 detailed occupations. Each lower level of detail identifies a more specific group of occupations. (For more information refer to the table at http://www.bls.gov/soc/soc_structure_2010.pdf.)

Each item in the SOC is designated by a six-digit code:

- Major group codes end with 0000 (e.g., 25-0000 Education, Training, and Library Occupations)
- Minor group codes generally end with 000 (e.g., 25-1000 Postsecondary Teachers)
- Broad occupations end with 0 (e.g., 25-4020 Librarians)
- Detailed occupations end with a number other than 0 (e.g., 25-1191 Graduate Teaching Assistant)

IPEDS does not require institutions to manually code and report all occupations at the detailed SOC level. However, although coding at the 6-digit level is not required, it can make categorization more precise and would also provide supporting documentation if there were questions about why a given job was classified in a specific IPEDS category.

Most of the occupational data in IPEDS will be collected at the higher, major 2-digit level (e.g., 11-0000 Management Occupations).

However, there are a few instances where data will be collected at a lower level such as Postsecondary Teachers; Librarians, Curators, and Archivists; Library Technicians; and Graduate Assistants-Teaching. For IPEDS purposes, institutions should report their employees in the occupational categories defined in the IPEDS HR survey.

The IPEDS HR occupational categories and the associated SOC codes are provided below and at http://nces.ed.gov/ipeds/resource/download/IPEDS_HR_2012-13_and_2010_SOC_Crosswalk.pdf.

Top ▲

2010 SOC Classification Principles

The SOC Classification Principles form the basis on which the SOC system is structured.

1. The SOC covers all occupations in which work is performed for pay or profit, including work performed in family-operated enterprises by family members who are not directly compensated. It excludes occupations unique to volunteers. Each occupation is assigned to only one occupational category at the lowest level of the classification.
2. Occupations are classified based on work performed and, in some cases, on the skills, education, and/or training needed to perform the work at a competent level.
3. Workers primarily engaged in planning and directing are classified in management occupations in Major Group 11-0000. Duties of these workers may include supervision.
4. Supervisors of workers in Major Groups 13-0000 through 29-0000 *usually* have work experience and perform activities similar to those of the workers they supervise, and therefore are classified with the workers they supervise. **
5. Workers in Major Group 31-0000 Healthcare Support Occupations assist and are usually supervised by workers in Major Group 29-0000 Healthcare Practitioners and Technical Occupations. Therefore, there are no first-line supervisor occupations in Major Group 31-0000.
6. Workers in Major Groups 33-0000 through 53-0000 whose primary duty is supervising are classified in the appropriate first-line supervisor category because their work activities are distinct from those of the workers they supervise.
7. Apprentices and trainees are classified with the occupations for which they are being trained, while helpers and aides are classified

- separately because they are not in training for the occupation they are helping.
8. If an occupation is not included as a distinct detailed occupation in the structure, it is classified in an appropriate "All Other" (or residual) occupation. "All Other" occupations are placed in the structure when it is determined that the detailed occupations comprising a broad occupation group do not account for all of the workers in the group. These occupations appear as the last occupation in the group, with a code ending in "9", and are identified in their title by having "All Other" appear at the end.
 9. The U.S. Bureau of Labor Statistics and the U.S. Census Bureau are charged with collecting and reporting data on total U.S. employment across the full spectrum of SOC major groups. Thus, for a detailed occupation to be included in the SOC, either the Bureau of Labor Statistics or the Census Bureau must be able to collect and report data on that occupation.

** Postsecondary administrators such as Deans are classified as 11-000 Management occupations.

Top ▲

Additional Information from the 2010 SOC Coding Guidelines

Job Titles That Could be Coded in More than One SOC Occupational Category

An employee should be reported in only one SOC occupational category.

When workers in a single job could be coded in more than one occupation, they should be coded in the occupation that requires the highest level of skill. If there is no measurable difference in skill requirements, workers should be coded in the occupation in which they spend the most time. Workers whose job is to teach at different levels (e.g., elementary, middle, or secondary) should be coded in the occupation corresponding to the highest educational level they teach.

Determining Supervisory Category for Major Groups 33-0000 through 53-000

Workers in Major Groups 33-0000 through 53-0000 who spend 80 percent or more of their time performing supervisory activities are coded in the appropriate first-line supervisor category in the SOC. In these same Major Groups (33-0000 through 53-0000), persons with supervisory duties who spend less than 80 percent of their time supervising are coded with the workers they supervise.

Top ▲

Comparison of the 2017-18 IPEDS HR Occupational Categories to the 2010 SOC Occupational Categories

(see crosswalk below for complete information)

The IPEDS HR occupational categories and the 2010 SOC occupational categories are similar for several of the categories that directly match (e.g., 11-0000 Management Occupations).

However, they differ in three major ways:

- There are 13 broad IPEDS HR occupational categories and 23 major SOC categories.
 - Several of the IPEDS HR occupational categories represent combinations of separate SOC categories, e.g., the HR category "Service Occupations" includes five SOC categories.
 - The major SOC category "Education, Training, and Library Occupations" (25-0000) is reported in the IPEDS HR survey at a more detailed level: "Postsecondary Teachers"; "Librarians, Curators, and Archivists"; "Student and Academic Affairs and Other Education Services Occupations"; and "Graduate Assistants-Teaching"
- The category "Graduate Assistants-Research" does not have a single associated SOC code.
- The SOC "Military Specific Occupations" (55-0000) category is not included in IPEDS reporting because the IPEDS HR component collects data on civilian staff only.

Top ▲

Crosswalk for Non-Degree-Granting Institutions 2017-18 IPEDS Human Resources Survey Occupational Categories to the 2010 Standard Occupational Classification System (SOC) System Occupational Categories 2017-18 IPEDS HR Occupational Categories

2017-18 IPEDS HR Occupational Categories	2010 SOC Occupational Categories
Education, Training, and Library Occupations	25-0000 Education, Training, and Library Occupations
Educational Occupations <ul style="list-style-type: none"> • Instructional Staff <ul style="list-style-type: none"> ◦ Primarily Instruction ◦ Instruction Combined with Research and/or Public Service 	25-1000 Postsecondary Teachers
Library and Instructional Support Occupations <ul style="list-style-type: none"> • Librarians, Curators, and Archivists • Student and Academic Services and Other 	25-4000 Librarians, Curators, and Archivists

Education Occupations	25-4010 Archivists, Curators, and Museum Technicians 25-4020 Librarians 25-4030 Library Technicians 25-2000 Preschool, Primary, Secondary, and Special Education School Teachers 25-3000 Other Teachers and Instructors 25-9000 Other Education, Training, and Library Occupations
Other Occupations	
Management Occupations	11-0000 Management Occupations
Business and Financial Operations Occupations	13-0000 Business and Financial Operations Occupations
Computer, Engineering, and Science Occupations	15-0000 Computer and Mathematical Occupations 17-0000 Architecture and Engineering Occupations 19-0000 Life, Physical, and Social Science Occupations
Community, Social Service, Legal, Arts, Design, Entertainment, Sports, and Media Occupations	21-0000 Community and Social Service Occupations 23-0000 Legal Occupations 27-0000 Arts, Design, Entertainment, Sports, and Media Occupations
Healthcare Practitioners and Technical Occupations	29-0000 Healthcare Practitioners and Technical Occupations
Service Occupations	31-0000 Healthcare Support Occupations 33-0000 Protective Service Occupations 35-0000 Food Preparation and Serving Related Occupations 37-0000 Building and Grounds Cleaning and Maintenance Occupations 39-0000 Personal Care and Service Occupations
Sales and Related Occupations	41-0000 Sales and Related Occupations
Office and Administrative Support Occupations	43-0000 Office and Administrative Support Occupations
Natural Resources, Construction, and Maintenance Occupations	45-0000 Farming, Fishing, and Forestry Occupations 47-0000 Construction and Extraction Occupations 49-0000 Installation, Maintenance, and Repair Occupations
Production, Transportation, and Material Moving Occupations	51-0000 Production Occupations 53-0000 Transportation and Material Moving Occupations
<i>Not applicable to HR Survey</i> <i>(Military Specific Occupations are not reported in the IPEDS HR survey)</i>	55-0000 Military Specific Occupations

Top ▲

Reporting Instructional Staff by Occupational Category

SOC category 25-1000, Postsecondary Teachers, includes the following IPEDS occupational categories:

- **Instructional Staff**
In the HR survey component, Instructional Staff is defined as the combined category of Primarily Instruction AND Instruction Combined with Research and/or Public Service.
- **Primarily Instruction**
Persons whose specific assignments customarily are made for the purpose of providing instruction or teaching. Regardless of title, faculty status, academic rank, or tenure status, these employees formally spend the majority of their time providing instruction or

teaching.

- **Instruction combined with research and/or public service**

Persons for whom it is not possible to differentiate between instruction or teaching, research, and public service because each of these functions is an integral component of his/her regular assignment. Regardless of title, faculty status, academic rank, or tenure status, these employees formally spend the majority of their time providing instruction, research, and/or public service.

Top ▲

Note regarding the use of the "Postsecondary Teachers" Terminology:

Postsecondary Teachers is an occupational category in the 2010 Standard Occupational Classification (SOC) Manual with the SOC code 25-1000. This category is not an IPEDS reporting category because staff generally regarded by institutions as "faculty" are not only instructional staff, but can be research staff and public service staff as well. Postsecondary Teachers is not a good description of these occupational categories on postsecondary campuses, and introduces confusion into the reporting done by institutions.

However, because of the requirement to align with the SOC, all three categories (instructional staff, research staff, and public service staff) are included individually under the Postsecondary Teachers category in the IPEDS Data Center, with explanations.

Top ▲

Resources for Classifying Employees Using the 2010 SOC Codes

Several resources to assist institutions with classifying employees using the 2010 SOC codes are provided in the IPEDS Human Resources/SOC Information Center (<http://nces.ed.gov/ipeds/resource/soc.asp>).

- [New IPEDS Occupational Categories and 2010 SOC](#)
- [2017-18 HR Survey Screens, Instructions, and Frequently Asked Questions](#)
- [Comparison of New IPEDS Occupational Categories with Previous IPEDS Categories](#)
- [Web Tutorials](#)

Tools:

- Resource provided by CUPA-HR:
CUPA-HR has developed a resource that may assist institutions and keyholders. The position description spreadsheets are publicly available on the CUPA-HR website and provide suggestions for mapping administrator and professional positions to SOC codes and corresponding IPEDS occupational categories (<http://www.cupahr.org/surveys/worksheets.aspx>).
- SOC Browse Tool (<https://surveys.nces.ed.gov/ipeds/VisHRSOCBrowse.aspx>)
Browse the entire SOC to see codes, titles, descriptions, and corresponding IPEDS occupational categories.



2010 SOC Resources:

Several Resources can be downloaded from the [2010 SOC Home Page](#):

- The 2010 SOC User Guide*
 - What's New in the 2010 SOC
 - Classification Principles and Coding Guidelines, 2010 SOC
 - Standard Occupational Classification Principles and Coding Structure, 2010 SOC
 - FAQs and Acknowledgements, 2010 SOC
- 2010 SOC Structure
- 2010 SOC Definitions
- Type of Change by Detailed Occupation, 2010 SOC
- Alphabetical Index to the 2010 SOC
- Direct Match Title File, 2010 SOC

This file, sorted by SOC code, lists associated job titles for detailed SOC occupations. (Excel file can be sorted by job title.)

- Sorted by Direct Match title
This file, sorted by job title, lists associated SOC codes for specific job titles
- Chronological list of changes to the Direct Match Title File
- Updating the Direct Match Title File

* Copies of the 2010 SOC manual in hard cover or CD-ROM are available to the public from the U.S. Department of Commerce National Technical Information Service. Please call (703) 605-6000  or 1-800-553-NTIS  (6847), or visit the web site (<http://www.ntis.gov/products/soc.aspx>) to receive either a printed copy (\$45) or a CDROM (\$55).

Top ▲

Term	Definition
Adjunct instructional staff	Non-tenure track <u>instructional staff</u> serving in a temporary or auxiliary capacity to teach specific courses on a course-by-course basis. Includes both instructional staff who are hired to teach an academic degree-credit course and those hired to teach a remedial, developmental, or ESL course; whether the latter three categories earn college <u>credit</u> is immaterial. Excludes regular part-time instructional staff (who, unlike adjuncts are not paid on a course-by-course basis), graduate assistants, full-time <u>professional staff</u> of the institution who may teach individual courses (such as a dean or academic advisor), and appointees who teach non-credit courses exclusively.
American Indian or Alaska Native	A person having origins in any of the original peoples of North and South America (including Central America) who maintains cultural identification through tribal affiliation or community attachment.
Asian	A person having origins in any of the original peoples of the Far East, Southeast Asia, or the Indian Subcontinent, including, for example, Cambodia, China, India, Japan, Korea, Malaysia, Pakistan, the Philippine Islands, Thailand, and Vietnam.
Black or African American	A person having origins in any of the black racial groups of Africa.
Business and Financial Operations Occupations	An occupational category based on the major group in the 2010 Standard Occupational Classification (SOC) Manual called "Business and Financial Operations Occupations." For detailed information refer to the following website: http://www.bls.gov/soc/2010/soc130000.htm .
Casual employees	Persons who are hired to work during peak times such as those that help at registration time or those that work in the bookstore for a day or two at the start of a session.
Community, Social Service, Legal, Arts, Design, Entertainment, Sports, and Media Occupations	An occupational category based on the following three major groups in the 2010 Standard Occupational Classification (SOC) Manual: 1) Community and Social Service Occupations (http://www.bls.gov/soc/2010/soc210000.htm); 2) Legal Occupations (http://www.bls.gov/soc/2010/soc230000.htm); and 3) Arts, Design, Entertainment, Sports, and Media Occupations (http://www.bls.gov/soc/2010/soc270000.htm).
Computer, Engineering, and Science Occupations	An occupational category based on the following three major groups in the 2010 Standard Occupational Classification (SOC) Manual: 1) Computer and Mathematical Occupations (http://www.bls.gov/soc/2010/soc150000.htm); 2) Architecture and Engineering Occupations (http://www.bls.gov/soc/2010/soc170000.htm); and 3) Life, Physical, and Social Science Occupations (http://www.bls.gov/soc/2010/soc190000.htm).
Full-time staff (employees)	As defined by the institution. The type of appointment at the snapshot date determines whether an employee is full-time or part-time. The employee's term of contract is not considered in making the determination of full- or part-time.
Healthcare Practitioners and Technical Occupations	An occupational category based on the major group in the 2010 Standard Occupational Classification (SOC) Manual called "Healthcare Practitioners and Technical Occupations." For detailed information refer to the following website: http://www.bls.gov/soc/2010/soc290000.htm .
Hispanic/Latino	A person of Cuban, Mexican, Puerto Rican, South or Central American, or other Spanish culture or origin, regardless of race.
Instructional Staff	An occupational category that is comprised of staff who are either: 1) <u>Primarily Instruction</u> or 2) <u>Instruction combined with research and/or public service</u> . The intent of the Instructional Staff category is to include all individuals whose primary occupation includes instruction at the institution.
Integrated Postsecondary Education Data System (IPEDS)	The Integrated Postsecondary Education Data System (IPEDS), conducted by the <u>NCES</u> , began in 1986 and involves annual institution-level data collections. All <u>postsecondary institutions</u> that have a <u>Program Participation Agreement</u> with the Office of Postsecondary Education (OPE), U.S. Department of Education (throughout IPEDS referred to as "Title IV") are required to report data using a web-based <u>data collection system</u> . IPEDS currently consists of the following components: <u>Institutional Characteristics (IC)</u> ; <u>12-month Enrollment (E12)</u> ; <u>Completions (C)</u> ; <u>Admissions (ADM)</u> ; <u>Student Financial Aid (SFA)</u> ; <u>Human Resources (HR)</u> composed of Employees by Assigned Position, Fall Staff, and Salaries; <u>Fall Enrollment (EF)</u> ; <u>Graduation Rates (GR)</u> ; <u>Outcome Measures (OM)</u> ; <u>Finance (F)</u> ; and <u>Academic Libraries (AL)</u> .
Librarians, Curators, and Archivists	An occupational category based on the following three broad occupations in the 2010 Standard Occupational Classification (SOC) Manual: 1) Librarians (http://www.bls.gov/soc/2010/soc254020.htm); 2) Archivists, Curators, and Museum Technicians (http://www.bls.gov/soc/2010/soc254010.htm); and 3) Library Technicians (http://www.bls.gov/soc/2010/soc254030.htm).
Management Occupations	An occupational category based on the major group in the 2010 Standard Occupational Classification (SOC) Manual called "Management Occupations." For detailed information refer to the following website: http://www.bls.gov/soc/2010/soc110000.htm .
Native Hawaiian or Other Pacific Islander	A person having origins in any of the original peoples of Hawaii, Guam, Samoa, or other Pacific Islands.
Natural Resources, Construction, and Maintenance Occupations	An occupational category based on the following three major groups in the 2010 Standard Occupational Classification (SOC) Manual: 1) Farming, Fishing, and Forestry Occupations (http://www.bls.gov/soc/2010/soc450000.htm); 2) Construction and Extraction Occupations (http://www.bls.gov/soc/2010/soc470000.htm); and 3) Installation, Maintenance, and Repair Occupations (http://www.bls.gov/soc/2010/soc490000.htm).
Nonresident alien	A person who is not a citizen or national of the United States and who is in this country on a visa or temporary basis and does not have the right to remain indefinitely.
Office and Administrative Support Occupations	An occupational category based on the major group in the 2010 Standard Occupational Classification (SOC) Manual called "Office and Administrative Support Occupations." For detailed information refer to the following website: http://www.bls.gov/soc/2010/soc430000.htm .
Part-time staff (employees)	As determined by the institution. The type of appointment at the snapshot date determines whether an employee is full-time or part-time. The employee's term of contract is not considered in making the determination of full- or part-time. <u>Casual employees</u> (hired on an ad-hoc basis or occasional basis to meet short-term needs) and students in the <u>College Work-Study Program (CWS)</u> are not considered part-time staff.
Postsecondary Teachers	An occupational category in the 2012 Standard Occupational Classification (SOC) Manual with the SOC code 25-1000. This category is not an IPEDS reporting category.
Production, Transportation, and Material Moving Occupations	An occupational category based on the following two major groups in the 2010 Standard Occupational Classification (SOC) Manual: 1) Production Occupations (http://www.bls.gov/soc/2010/soc510000.htm) and 2) Transportation and Material Moving Occupations (http://www.bls.gov/soc/2010/soc530000.htm).
Race and ethnicity unknown	The category used to report students or employees whose race and ethnicity are not known.
Race/ethnicity	Categories developed in 1997 by the Office of Management and Budget (OMB) that are used to describe groups to which individuals belong, identify with, or belong in the eyes of the community. The categories do not denote scientific definitions of anthropological origins. The designations are used to categorize U.S. citizens, resident aliens, and other eligible non-citizens. Individuals are asked to first designate ethnicity as: - <u>Hispanic or Latino</u> or - Not Hispanic or Latino Second, individuals are asked to indicate all races that apply among the following: - <u>American Indian or Alaska Native</u> - <u>Asian</u> - <u>Black or African American</u> - <u>Native Hawaiian or Other Pacific Islander</u> - <u>White</u>
Sales and Related Occupations	An occupational category based on the major group in the 2010 Standard Occupational Classification (SOC) Manual called "Sales and Related Occupations." For detailed information refer to the following website: http://www.bls.gov/soc/2010/soc410000.htm .
Service Occupations	An occupational category based on the following five major groups in the 2010 Standard Occupational Classification (SOC) Manual: 1) Healthcare Support Occupations (http://www.bls.gov/soc/2010/soc310000.htm); 2) Protective Service Occupations (http://www.bls.gov/soc/2010/soc330000.htm); 3) Food Preparation and Serving Related Occupations (http://www.bls.gov/soc/2010/soc350000.htm); 4) Building and Grounds Cleaning and Maintenance Occupations (http://www.bls.gov/soc/2010/soc370000.htm); and 5) Personal Care and Service Occupations (http://www.bls.gov/soc/2010/soc390000.htm).
Student and Academic Affairs and Other Education Services	An occupational category based on the following three minor groups in the 2010 Standard Occupational Classification (SOC) Manual: 1) Pre-school, Primary, Secondary, and Special Education School Teachers (http://www.bls.gov/soc/2010/soc250000.htm#25-2000); 2)

Occupations	Other Teachers and Instructors (http://www.bls.gov/soc/2010/soc250000.htm#25-3000); and 3) Other Education, Training, and Library Occupations (http://www.bls.gov/soc/2010/soc250000.htm#25-9000).
Title IV institution	An institution that has a written agreement with the Secretary of Education that allows the institution to participate in any of the Title IV federal student financial assistance programs (other than the State Student Incentive Grant (SSIG) and the National Early Intervention Scholarship and Partnership (NEISP) programs).
White	A person having origins in any of the original peoples of Europe, the Middle East, or North Africa.

U.S. Department of Education

[Software Provider Resources](#)

[Use of Cookies](#)

[Section 508 Compliance](#)

[Browsers Supported](#)

[Troubleshooting](#)

[NCES Privacy Policy](#)



Human Resources

Click one of the following questions to view the answer.

General

- 1) [How often are data for the IPEDS HR survey collected?](#)
- 2) [How do I know if I must complete the Equal Employment Opportunity Commission \(EEOC\) EEO-1 survey form?](#)
- 3) [Should I include full-time staff who are paid by another entity or who are paid indirectly by my institution?](#)
- 4) [How do I know if my data are consistent across parts?](#)
- 5) [Can I change my data after completing a part?](#)
- 6) [Why do I keep receiving error messages about missing data when I have entered all necessary data for my institution?](#)
- 7) [My institution has staff for which gender is unknown. Since there is no place to report "gender unknown" on the IPEDS data collection screens, how should we report these individuals?](#)
- 8) [What is the relationship between the EEO-6 form and IPEDS?](#)

Nondegree-granting institutions

- 1) [How should I classify my school's receptionist?](#)
- 2) [How do I report Managers and Supervisors?](#)
- 3) [How do I report teachers?](#)
- 4) [We're a very small school, and all our staff have job duties in more than one area? How do I report them?](#)

Degree-granting institutions

- 1) [My tenured and tenure-track faculty are generally expected to devote 40 percent time and effort to teaching, 40 percent to research, and 20 percent to service. Both teaching and research performance are evaluated for promotion and tenure decisions. "Instruction, research, and/or public service" describes their work far better than "Primarily instruction." Where should I report these tenured and tenure-track faculty?](#)
- 2) [Should instructional staff who provide instruction in non-credit courses be included in the HR component?](#)
- 3) [Should I include in the IPEDS survey a professor who teaches courses via distance education and who is not based out of the college?](#)
- 4) [How should I count Deans and Vice Presidents \(VP\) who are tenured staff?](#)
- 5) [Where do we report research professionals who do not have faculty status?](#)
- 6) [How do I categorize employees such as research scientists and research engineers?](#)
- 7) [How should research assistants, associates, etc. be classified?](#)
- 8) [Do we include guest lecturers when we report to IPEDS?](#)
- 9) [How do we handle individuals who are employees and also taking courses?](#)
- 10) [How are data on library-related occupations collected?](#)
- 11) [The certified public accountant \(CPA\) in my office has spent the past 10 years working solely in that capacity; however, recently, the CPA was asked to split half his time performing his regular, on-going duties as a CPA and the other half of his time preparing time-cards and other duties generally performed by payroll clerks. What occupational category should I place this person in within the IPEDS HR survey?](#)
- 12) [My institution has a graduate assistant who assists with updating the website for the computer department. How should I code this person in IPEDS?](#)
- 13) [What is meant by "medical school" staff?](#)
- 14) [Who should I report as "Without faculty status"?](#)
- 15) [If a person currently employed by an institution accepts a new full-time position within the institution, is that person considered a new hire?](#)
- 16) [How are salaries reported for new hires that have not worked a full year as of the snapshot date?](#)
- 17) [We have a new instructional staff member who was hired for a 3 year period. Her pay was funded by a 3-year grant and her job could be picked up again if we receive another grant. Should we report her as a permanent new hire?](#)
- 18) [How should full-time instructional staff on a "confidential payroll" \(where salary is unavailable\) be handled?](#)
- 19) [Are salary data collected from all institutions?](#)
- 20) [How do I report Instructional Staff?](#)
- 21) [How do I report Instructional Staff by Academic Rank?](#)
- 22) [How do I report Instructional Staff by Contract Length?](#)
- 23) [How do I report Research Staff?](#)
- 24) [How do I report Public Service Staff?](#)
- 25) [How do I report Postdoctoral Staff?](#)
- 26) [How do I report Graduate Assistants?](#)
- 27) [How do I report Adjunct Instructional Staff?](#)
- 28) [How do I report Managers and Supervisors?](#)
- 29) [Who should be reported in the "Student and Academic Services and Other Education Occupations" category?](#)
- 30) [How do I report staff by Tenure Status?](#)
- 31) [How do I report staff by Faculty Status?](#)
- 32) [How do I report salaries for instructional staff?](#)
- 33) [What is CUPA-HR, and how will it help me categorize my staff?](#)

IPEDS and SOC

- 1) [What is the SOC?](#)
- 2) [What is the purpose of the Standard Occupational Classification \(SOC\) system?](#)
- 3) [How are occupations classified in the SOC?](#)
- 4) [How is the SOC structured?](#)
- 5) [Where can I find definitions of the 2010 SOC occupations?](#)
- 6) [Where can I find additional information about the SOC system?](#)

- 7) [When will the next SOC revision take place?](#)
- 8) [Why did NCES change the occupational categories in the IPEDS HR survey in 2012-13?](#)
- 9) [Is there a summary of resources that relate to the new IPEDS occupational categories and the 2010 SOC?](#)
- 10) [Is there additional information on classifying and coding supervisors and managers?](#)
- 11) [For IPEDS reporting, are institutions required to code and report all occupations at the lowest, detailed SOC level?](#)
- 12) [Can the previous IPEDS primary function/occupational activity categories be mapped to the new IPEDS occupational categories?](#)
- 13) [What is the relationship between IPEDS reporting and the SOC Postsecondary Teachers 25-1000 category?](#)

Answers:

General

1) How often are data for the IPEDS HR survey collected?

Beginning with the 2016-17 IPEDS HR survey, the reporting of all applicable data (**including race/ethnicity and gender**) in the IPEDS HR survey is required.

[Back to top](#)

2) How do I know if I must complete the Equal Employment Opportunity Commission (EEOC) EEO-1 survey form?

Since the EEO-1 survey form is conducted by EEOC, you must contact EEOC directly to find out about their survey reporting requirements. For more information about EEO-1 reporting, please refer to the following EEOC website, which includes contact information: <http://www.eeoc.gov/eo1survey/index.html>.

[Back to top](#)

3) Should I include full-time staff who are paid by another entity or who are paid indirectly by my institution?

No. Include only paid employees of your institution, recognizing that this may undercount the number of staff.

[Back to top](#)

4) How do I know if my data are consistent across parts?

There are internal edit checks in place to ensure consistency. Also, some cells will be pre-populated from data in other parts to help ensure consistent reporting.

[Back to top](#)

5) Can I change my data after completing a part?

Yes. Data may be changed after completing any part. Once edit checks are run, errors may be detected that will require users to revise data in one part to agree with what is reported in another part. Data cannot be locked until all errors are resolved.

[Back to top](#)

6) Why do I keep receiving error messages about missing data when I have entered all necessary data for my institution?

If a displayed screen is not applicable to your institution, you must enter at least one zero in a field on that screen. If you are still unable to resolve the edit involving missing data, please contact the IPEDS Help Desk at 1-877-225-2568 for further assistance.

[Back to top](#)

7) My institution has staff for which gender is unknown. Since there is no place to report "gender unknown" on the IPEDS data collection screens, how should we report these individuals?

These individuals are still to be reported to IPEDS, even though their gender is unknown. It is up to the institution to decide how best to handle reporting individuals whose gender is unknown. However, a common method used is to allocate the individuals with gender unknown based on the known proportion of men to women for staff.

[Back to top](#)

8) What is the relationship between the EEO-6 form and IPEDS?

The Equal Employment Opportunity Commission (EEOC) previously collected data on the EEO-6 form. In 1993, IPEDS took over the collection of the EEO-6 data. These data are made available to the EEOC and to the Office for Civil Rights.

[Back to top](#)

Nondegree-granting institutions

1) How should I classify my school's receptionist?

Classify this employee in the Office and Administrative Support Occupations category.

[Back to top](#)

2) How do I report Managers and Supervisors?

The Management Occupations category should include those staff whose job it is to plan, direct, or coordinate policies and programs, and may include some supervision of other workers. In addition, Postsecondary Deans should be classified in this category as well, even though they perform similar activities to the workers that they supervise.

All other supervisors should be categorized within the same category as the workers that they supervise. However, there is an exception for those that supervise workers in the Healthcare Support Occupations. These staff are usually supervised by workers in Major Group 29-0000 Healthcare Practitioners and Technical Occupations. Therefore, there are no first-line supervisor occupations in Major Group 31-0000 Healthcare Support Occupations.

[Back to top](#)

3) How do I report teachers?

Report teachers as Instructional staff.

[Back to top](#)

4) We're a very small school, and all our staff have job duties in more than one area? How do I report them?

You can report each employee only once, and you cannot split the employee over occupational categories. The SOC Coding Guideline #2 gives this guidance: When workers in a single job could be coded in more than one occupation, they should be coded in the occupation that requires the highest level of skill. If there is no measurable difference in skill requirements, workers should be coded in the occupation in which they spend the most time.

[Back to top](#)

Degree-granting institutions

1) My tenured and tenure-track faculty are generally expected to devote 40 percent time and effort to teaching, 40 percent to research, and 20 percent to service. Both teaching and research

performance are evaluated for promotion and tenure decisions. "Instruction, research, and/or public service" describes their work far better than "Primarily instruction." Where should I report these tenured and tenure-track faculty?

Report the employees as Instruction combined with research and/or public service, in the appropriate faculty status category.

[Back to top](#)

2) **Should instructional staff who provide instruction in non-credit courses be included in the HR component?**

Yes. Instructional staff who provide instruction in non-credit courses should be included in the HR component.

[Back to top](#)

3) **Should I include in the IPEDS survey a professor who teaches courses via distance education and who is not based out of the college?**

Staff at off-campus centers/sites associated with the campus covered by this report should be included in the HR component; however, staff who work at branch campuses located in a foreign country should **NOT** be included in the HR component. Also, the staff must be on the payroll of the institution.

[Back to top](#)

4) **How should I count Deans and Vice Presidents (VP) who are tenured staff?**

If the Dean's or VP's primary function is **Management**, they should be counted as Management in the Tenured column. Then, report their salaries on the non-instructional page. However, if the Dean's or VP's primary function is **Instruction** or **Instruction combined with research/public service**, then classify them as such AND report them in the Instructional Staff Salaries section (if they are full time).

[Back to top](#)

5) **Where do we report research professionals who do not have faculty status?**

Report them as Research staff without faculty status.

[Back to top](#)

6) **How do I categorize employees such as research scientists and research engineers?**

Categorize research scientists and research engineers as Research staff.

[Back to top](#)

7) **How should research assistants, associates, etc. be classified?**

If they are graduate students at your institution performing research or graduate assistant duties while enrolled, report them as Graduate assistants - research in Part B (part-time employees). If they are not graduate students, but are performing discipline oriented research work (e.g., biology, materials engineering, etc.) generally requiring a bachelor's or higher degree, report them As Research staff in either Part A (full-time employees) or Part B (part-time employees).

[Back to top](#)

8) **Do we include guest lecturers when we report to IPEDS?**

If a guest lecturer is hired by the institution and placed on the institution's payroll then the person should be included in the HR component. However, guest lecturers typically are given honoraria or lecture fees and thus are not paid through the institution's payroll accounts.

[Back to top](#)

9) **How do we handle individuals who are employees and also taking courses?**

1 - If they are student workers (e.g., College-Work study), exclude them from the HR component.
2 - If they are employed as graduate assistants to assist in the classroom or laboratory or to do research, include them as part-time employees in the graduate assistants category.
3 - If they are employed in regular jobs, either full-time or part-time, include them according to their primary function/occupational activity.

[Back to top](#)

10) **How are data on library-related occupations collected?**

Beginning with 2012-13 IPEDS HR reporting, most degree-granting institutions report library-related occupations separately as:

- Archivists, Curators, and Museum Technicians
- Librarians
- Library Technicians

Non-degree granting institutions report library-related occupations in a single category:

- Librarians, Curators, and Archivists

[Back to top](#)

11) **The certified public accountant (CPA) in my office has spent the past 10 years working solely in that capacity; however, recently, the CPA was asked to split half his time performing his regular, on-going duties as a CPA and the other half of his time preparing time-cards and other duties generally performed by payroll clerks. What occupational category should I place this person in within the IPEDS HR survey?**

SOC Coding Guideline #2 states that when workers in a single job could be coded in more than one occupation, they should be coded in the occupation that requires the highest level of skill. If there is no measurable difference in skill requirements, workers should be coded in the occupation in which they spend the most time.

This employee should be placed in the IPEDS HR occupational category of "Business and Financial Operations Occupations" for the following reasons:

- The occupation of CPA requires a higher level of skill than the occupation of payroll clerk; therefore, the person in question would fall under the SOC Detailed occupation of "[Accountants and Auditors](#)" (SOC code **13-2011**), which falls under the SOC Major group of "[Business and Financial Operations Occupations](#)" (SOC code **13-0000**).
- In determining the equivalent IPEDS HR occupational category, refer to the [IPEDS/SOC crosswalk](#), where you will see that the SOC Major group of Business and Financial Operations Occupations" has been crosswalked to the 2012-13 IPEDS HR Major Occupational Category of "Business and Financial Operations Occupations."

[NOTE: For IPEDS purposes, there is no need to code occupations to the detailed SOC level, although doing that can help answer questions such as this.]

[Back to top](#)

12) **My institution has a graduate assistant who assists with updating the website for the computer department. How should I code this person in IPEDS?**

Include this person as a graduate assistant in the IPEDS HR category called, "Computer, Engineering, and Science Occupations."

[Back to top](#)

13) **What is meant by "medical school" staff?**

Medical school staff are staff employed by or working in the medical school component (M.D. or D.O.) of a postsecondary institution, or in a freestanding medical school. However, this does not include staff employed by or working strictly in a hospital associated with a medical school, those who volunteer their services at the

medical school, or those who work in health or allied health schools or departments such as dentistry, veterinary medicine, nursing, or dental hygiene, unless the health or allied health schools or departments are affiliated with (housed in or under the authority of) the medical school. (The HR medical school pages are only applicable to institutions with M.D. or D.O. programs.)

Freestanding hospitals, medical centers, and other entities that offer postsecondary education programs as part of their mission should report only those staff who work full-time or part-time in the postsecondary education division or component of the institution. If a staff member works full-time for the institution - but only part-time in the postsecondary education division or component - for the purposes of IPEDS HR reporting, that person should be reported as part-time in his or her occupational category in the postsecondary education division or component.

[Back to top](#)

14) Who should I report as "Without faculty status"?

While institutions may use different designations of who is functioning as "faculty," there is generally some designation of whether or not an employee has faculty status. Report employees with faculty status in either the **Tenured, On Tenure Track, or Not on Tenure Track** column by occupational category. Institutions may also employ individuals in the various occupational categories who do not have or who are not eligible to have faculty status. Report these individuals in the *Without Faculty Status* category. For example, an individual hired as a Computer Engineer without faculty eligibility should be reported in the IPEDS occupational category of "Computer, Engineering, and Science Occupations" in the *Without Faculty Status* category. Similarly, Postdoctoral Research Associates, because they do not have faculty status, would be reported in the *Without Faculty Status* category.

[Back to top](#)

15) If a person currently employed by an institution accepts a new full-time position within the institution, is that person considered a new hire?

NO. The currently employed person is not considered a new hire. New hires are full-time permanent staff on the payroll of the institution between November 1, 2015 and October 31, 2016 either for the first time (new to the institution) or after a break in service. Also, new hires do not include persons who have returned from sabbatical leave or full-time staff who are working on less-than-9-month contracts.

[Back to top](#)

16) How are salaries reported for new hires that have not worked a full year as of the snapshot date?

Even if staff were not employed for an entire year as of the snapshot date, their entire base annual salary should be reported, as applicable, in the Salaries section of the HR survey.

[Back to top](#)

17) We have a new instructional staff member who was hired for a 3 year period. Her pay was funded by a 3-year grant and her job could be picked up again if we receive another grant. Should we report her as a permanent new hire?

In this case, the new hire should not be reported as a permanent staff member since their position is contingent on the availability of grant funding. There is no guarantee that the job will be renewed at the end of the 3-year-term.

In general, IPEDS does not have a definition of "permanent" as it applies to new hires. It is up to the institution to determine whether a position is "permanent" or "temporary." One way to make this determination could be to consult with the institution's Human Resources department on how they classify the position (e.g. as "permanent" or "temporary.")

[Back to top](#)

18) How should full-time instructional staff on a "confidential payroll" (where salary is unavailable) be handled?

Make the best estimate of the salary of the full-time instructional staff.

[Back to top](#)

19) Are salary data collected from all institutions?

No. Salary data are collected from degree-granting institutions only, unless one or more of the following are true:

- All instructional staff are employed on a part time basis.
- All instructional staff are military personnel.
- All instructional staff contribute their services (e.g., are members of a religious order).
- All instructional staff teach pre-clinical or clinical medicine.

All applicable institutions are required to complete the Salaries section annually.

[Back to top](#)

20) How do I report Instructional Staff?

Instructional Staff, as defined by IPEDS, is comprised of staff who are either: 1) Primarily Instruction (PI), or 2) Instruction combined with Research and/or Public Service (IRPS).

The intent of the instructional staff category is to include all individuals whose primary occupation includes instruction at the institution. Primarily Instruction staff are those individuals whose primary responsibility can be defined as teaching (e.g., the majority of their total time).

Instruction combined with Research and/or Public Service (IRPS) staff are those individuals who have instruction as part of their job, but it cannot readily be differentiated from the research or public service functions of their jobs (e.g., they teach, but a percentage of time spent teaching is not discernible since their teaching responsibilities are not clearly differentiated from their other responsibilities). Instructional staff could include postdoctoral students if they meet the criteria for one of the two categories above. Adjunct instructional staff would also typically meet the criteria.

[Back to top](#)

21) How do I report Instructional Staff by Academic Rank?

Report instructional staff by academic rank (e.g., professor, associate professor, etc.), as designated by the institution. Institutions without standard academic ranks should report all instructional staff in the *No Academic Rank* category.

[Back to top](#)

22) How do I report Instructional Staff by Contract Length?

Data on full-time instructional staff with faculty status who are *not on tenure track* are collected for four categories of employment:

Multi-year: An employment agreement or contract that is in effect for more than one year (e.g., more than 365 days). The renewal period of a multi-year contract is not on an annual basis (e.g., a 5-year contract is renewed every 5 years, NOT annually).

Annual: An annually renewable employment agreement or contract that is in effect for a stated annual period within one year of execution, and may be equal to 365 days or a standard academic year, or the equivalent. This does not include contracts for partial year periods, such as a single semester, quarter, term, block, or course.

Less-than-annual: An employment agreement or contract that is in effect for a partial year period of less than 365 days or less than a standard academic year, or equivalent. This includes contracts for partial year periods such as a single semester, quarter, term, block, or course.

Indefinite length: An employment agreement that has an indefinite duration (e.g., continuing, at-will).

Although the use of contracts and employment agreements varies by institution, this section is meant to capture all non-tenure-track instructional staff, regardless of what type of employment agreement is utilized. This includes formal contracts, informal agreements, at-will employment, teaching periods, and the like.

[Back to top](#)

23) How do I report Research Staff?

A staff member should be classified as Research Staff if the majority of their work is focused on conducting research, regardless of their title, academic rank, or tenure status.

[Back to top](#)

24) How do I report Public Service Staff?

A staff member should be classified as Public Service Staff if the majority of their work is focused on carrying out public service activities. These would be staff members who work in agricultural extension services, clinical services, or continuing education, regardless of their title, academic rank, or tenure status. If the staff member is located off campus, such as in an extension office, they should still be classified as Public Service Staff as long as the majority of their work is focused on carrying out public service activities.

[Back to top](#)

25) How do I report Postdoctoral Staff?

Postdoctoral staff members should be classified based on where the majority of their work is performed. For example, if the postdoc spends the majority of their time conducting research, they should be classified as Research Staff. In addition, postdoctoral staff members typically do not have faculty status, and they should be reported as Without Faculty Status.

[Back to top](#)

26) How do I report Graduate Assistants?

Graduate Assistants are considered part-time employees and should be classified in the occupational category in which the majority of their work is performed. IPEDS only collects information for graduate assistants working in a subset of the occupational categories. Those primarily performing duties in other categories should be excluded.

[Back to top](#)

27) How do I report Adjunct Instructional Staff?

Adjunct Instructional Staff serve in either a temporary or auxiliary capacity to teach academic degree-credit courses, as well as remedial, developmental, or ESL courses, and are paid on a course-by-course basis. They should be reported as either part-time or full-time based on their designation on the institution's payroll, and as non-tenured instructional staff.

[Back to top](#)

28) How do I report Managers and Supervisors?

The Management Occupations category should include those staff whose job it is to plan, direct, or coordinate policies and programs, and may include some supervision of other workers. In addition, Postsecondary Deans should be classified in this category as well, even though they perform similar activities to the workers that they supervise.

All other supervisors should be categorized within the same category as the workers that they supervise.

However, there is an exception for those that supervise workers in the Healthcare Support Occupations. These staff are usually supervised by workers in Major Group 29-0000 Healthcare Practitioners and Technical Occupations. Therefore, there are no first-line supervisor occupations in Major Group 31-0000 Healthcare Support Occupations.

[Back to top](#)

29) Who should be reported in the "Student and Academic Services and Other Education Occupations" category?

This category includes professionals who work in the areas of student activities, student admissions, student affairs, student career services, student enrollment, student financial aid, student registration and records, campus recreation services, and similar functions. Typically, the person who directs or heads the office would not be included in this category.

Note, the majority of these occupations are not included in the 2010 Standard Occupational Classification (SOC) system. In IPEDS, these occupations are coded in the SOC Minor Groups of 25-2000, 25-3000, and 25-9000 because those categories represent the best fit, **not** because they are specifically listed there. For more specific guidance on how to categorize these occupations and others, please see CUPA-HR's position descriptions: <http://www.cupahr.org/surveys/worksheets.aspx> or contact the IPEDS Help Desk.

[Back to top](#)

30) How do I report staff by Tenure Status?

Report instructional staff by tenure status (e.g., tenured, on tenure track, and not on tenure track) as designated by the institution.

Staff should be classified as *Not on Tenure Track* if they have faculty status, but are not considered to be tenured or on tenure track.

[Back to top](#)

31) How do I report staff by Faculty Status?

Please refer to your institution's policies to determine whether staff members have the designation of faculty. The designation of faculty is not limited to instructional staff, but can also include such positions as president, provost, or librarians.

For IPEDS reporting purposes, graduate assistants do not have faculty status.

[Back to top](#)

32) How do I report salaries for instructional staff?

Historically, IPEDS has collected average annual salaries. Because there is variation in what an annual salary entails, IPEDS now calculates weighted average monthly salaries. The salaries worksheet is used to determine average monthly salaries by collecting the number of instructional staff and the number of months their salaries cover, along with the total salary outlays for all of those individuals.

Full-time instructional staff should be reported based on the number of months during which they work during the year, NOT the number of months during which they are paid.

[Back to top](#)

33) What is CUPA-HR, and how will it help me categorize my staff?

CUPA-HR, or the College and University Professional Association for Human Resources, developed worksheets to assist institutions in classifying their staff members, and graciously offered them for use in IPEDS reporting, regardless of whether institutions are CUPA-HR members or not.

These worksheets contain many positions in postsecondary education (which aren't specifically mentioned in the SOC itself) such as: registrar, bursar, outreach specialist, etc. The following link will take you to CUPA-HR's website: <http://www.cupahr.org/surveys/reporting.aspx>. Look under the SOC Codes for IPEDS Reporting heading and click on "position descriptions." This will take you to position descriptions for Administrators and Professionals which list the title, description, and SOC code recommendation for many positions in postsecondary education. SOC Codes are also provided for Non-Exempt staff, though specific position descriptions are not available.

[Back to top](#)

IPEDS and SOC

1) What is the SOC?

The Standard Occupational Classification system, or SOC, is designed to reflect the current occupational structure of the United States.

[Back to top](#)

2) What is the purpose of the Standard Occupational Classification (SOC) system?

The SOC system is used by Federal statistical agencies to classify workers and jobs into occupational categories for the purpose of collecting, calculating, analyzing, or disseminating data. All Federal agencies that publish occupational data for statistical purposes are required to use the SOC in order to increase data comparability.

[Back to top](#)

3) How are occupations classified in the SOC?

Occupations in the SOC are classified based on work performed and, in some cases, on the skills, education, and/or training needed to perform the work at a competent level.

This is SOC Classification Principle #2, available at the following link:
http://www.bls.gov/soc/soc_2010_class_prin_cod_guide.pdf

[Back to top](#)

4) How is the SOC structured?

The SOC is a tiered occupational classification system with four levels: major group, minor group, broad occupation, and detailed occupation. The 23 major groups are broken down into 97 minor groups, followed by 461 broad occupations, and finally 840 detailed occupations.

[Back to top](#)

5) Where can I find definitions of the 2010 SOC occupations?

A pdf version of the 2010 SOC definitions can be found at the following website:
http://www.bls.gov/soc/soc_2010_definitions.pdf. A link to the Excel version of the definitions can be found on the SOC homepage (<http://www.bls.gov/soc>) under the category "2010 SOC, Downloadable Materials". While the SOC system is a four-level tiered system, SOC definitions only exist at the lowest occupational level, which is known as the "detailed occupation" level.

[Back to top](#)

6) Where can I find additional information about the SOC system?

Refer to the SOC homepage at: <http://www.bls.gov/soc>.

- A hardcopy of the English version of the *2010 SOC Manual* can also be purchased from the following website: <http://www.ntis.gov/products/soc.aspx>.
- The Spanish version of the *2010 SOC Manual* is only available online and can be found at: http://www.bls.gov/soc/soc_2010_Spanish_Version.pdf.

[Back to top](#)

7) When will the next SOC revision take place?

The SOC 2018 revision process is underway! Major review of the 2010 SOC Classification Principles and detailed occupations began in 2013, and a Federal Register notice requesting public comment was published in June 2014 with a deadline of July 21, 2014. NCES proposed a number of changes that would help better align the SOC with postsecondary education. The review and possible revision of the 2010 SOC is intended to be completed by the end of 2016, and then released to begin use in 2018.

[Back to top](#)

8) Why did NCES change the occupational categories in the IPEDS HR survey in 2012-13?

The IPEDS HR survey was changed to comply with the requirement to align IPEDS HR reporting with the 2010 Standard Occupational Classification (SOC) system. Also, prior to 2012-13, most of the occupational categories and corresponding definitions in the IPEDS HR survey and its predecessor called the *Higher Education General Information Survey (HEGIS)* remained basically the same for over two decades. (The 2010 SOC reflects changes in the workforce over the last decade.)

[Back to top](#)

9) Is there a summary of resources that relate to the new IPEDS occupational categories and the 2010 SOC?

The IPEDS HR/SOC Information Center can be found at: <http://nces.ed.gov/ipeds/resource/soc.asp>.

[Back to top](#)

10) Is there additional information on classifying and coding supervisors and managers?

For additional information on classifying and coding supervisors and managers, refer to the IPEDS HR instructions.

[Back to top](#)

11) For IPEDS reporting, are institutions required to code and report all occupations at the lowest, detailed SOC level?

IPEDS does not require institutions to report most occupations at the detailed SOC level. Most of the occupational data in IPEDS are collected at a higher level (e.g., major level); however, there are a few instances where data are collected at a lower level (e.g., detailed) such as Librarians.

For IPEDS purposes, institutions should report their employees in the categories defined in the IPEDS HR survey. For example, a College President would most likely fall under the detailed SOC occupation of "Education Administrators, Postsecondary" (**11-9033**) where the first two-digits (**11**) of the SOC code represent the SOC "major group" in this example. Based on the IPEDS HR/SOC crosswalk at http://nces.ed.gov/ipeds/resource/download/IPEDS_HR_2010_SOC_Crosswalk.pdf, the SOC code of "**11-0000**" corresponds to the SOC major group of "Management Occupations," which is crosswalked to the IPEDS HR "Management Occupations" category.

[Back to top](#)

12) Can the previous IPEDS primary function/occupational activity categories be mapped to the new IPEDS occupational categories?

In most cases, no. The detailed occupations in the 2010 SOC are grouped together based on similar job duties, and in some cases skills, education, and/or training. Consequently, many categories such as "technical and paraprofessional" and "other professionals (support/service)" no longer exist in IPEDS.

For example, for the 2011-12 IPEDS HR survey, "Dietitians and Nutritionists" were included in the "Other Professional" (support/service) category while "Dietetic Technicians" were included in the "Technical and Paraprofessionals" category. In the 2012-13 IPEDS HR survey, "Dietitians and Nutritionists" and "Dietetic Technicians" are included in the SAME major occupational category called "Healthcare Practitioners and Technical Occupations".

However, the Instructional Staff (Primarily instruction and Instruction combined with research and/or public service), Research Staff, and Public Service Staff categories remained the same in IPEDS.

[Back to top](#)

13) What is the relationship between IPEDS reporting and the SOC Postsecondary Teachers 25-1000 category?

Postsecondary Teachers is an occupational category in the 2010 Standard Occupational Classification (SOC) Manual with the SOC code 25-1000. This category is not an IPEDS reporting category because staff generally regarded by institutions as "faculty" are not only instructional staff, but can be research staff and public service staff as well. Postsecondary Teachers is not a good description of these occupational categories on postsecondary campuses, and introduces confusion into the reporting done by institutions.

However, because of the requirement to align with the SOC, all three categories (instructional staff, research staff, and public service staff) are included individually under the Postsecondary Teachers category in the IPEDS Data Center, with explanations.

[Back to top](#)

U.S. Department of Education



[Software Provider Resources](#)

[Browsers Supported](#)

[Use of Cookies](#)

[Troubleshooting](#)

[Section 508 Compliance](#)

[NCES Privacy Policy](#)