

EO12866\_PCWP ICR\_2060-AO66 Pre-Proposal Instructions\_20171002

## **Plywood and Composite Wood Products National Emission Standards for Hazardous Air Pollutants (NESHAP) Residual Risk and Technology Review (RTR) Survey Instructions**

This survey instruction document provides instructions for completing the PCWP Information Collection Request (ICR). This instruction document is organized as follows:

### **Table of Contents**

A.	Introduction.....	2
	A1. Survey Applicability.....	2
	A2. Survey Spreadsheets and Scope.....	3
B.	Confidential Business Information (CBI).....	6
C.	How to Submit Your Survey Response.....	6
	C1. Submitting Your Non-CBI Response.....	7
	C2. Submitting Claimed CBI.....	8
D.	How to Complete the Survey.....	9
	D1. Flow Diagrams.....	10
	D2. Facility Emission Point Map.....	10
	D3. Process Data Tabs (PCWP_survey.xlsx).....	11
	a. Mill tab.....	18
	b. Product ( <i>Prod</i> ) tab.....	19
	c. Equipment Detail ( <i>EquipDetail</i> ) tab.....	20
	d. Release Point Detail ( <i>ReleasePt</i> ) tab.....	29
	e. Permit Limits ( <i>Permit</i> ) tab.....	36
	f. Resin and Tank ( <i>Resin and Tank</i> ) tabs.....	36
	g. Dryer ( <i>VeneerDry, RotaryDry, TubeDry, ConvDry, LKiln, and DFDryFuel</i> ) tabs.....	37
	h. Fiberboard and Hardboard Equipment ( <i>FB_HB</i> ) tab.....	39
	i. Press and Board Cooler ( <i>Press, BC, and EWPPress</i> ) tabs.....	39
	j. Other Equipment ( <i>OtherEquip</i> ) tab.....	40
	k. Control Devices ( <i>APCD</i> ) tab.....	41
	l. Startup, Shutdown, Malfunction ( <i>SSM</i> ) tab.....	44
	m. Miscellaneous Coatings ( <i>MiscCoat</i> ) tab.....	44
	n. Wastewater ( <i>WW</i> ) tab.....	45
	D4. Emissions Data (PCWP_survey.xlsx and PCWP_CEMS.xlsx).....	46
	a. Emissions Tests ( <i>EmTest</i> ) tab.....	46
	b. Emissions Estimates ( <i>HAP Emissions</i> ) tab.....	49
	c. CEMS data (PCWP_CEMS.xlsx).....	59
	Appendix 1A. Documentation of True Area Source, Non-Operational, or Non-Applicable Status.....	61
	Appendix 1B. Documentation of Synthetic Area Source Status.....	62
	Appendix 2. Process Units to Include in the PCWP Survey Response.....	63
	Appendix 3. Previous Emissions Test Reports Requested.....	64
	Appendix 4. Acronyms and Abbreviations.....	66
	Appendix 5. Checklist of Materials to Submit with Your Survey Response.....	68
	Appendix 6A. CEDRI Upload Instructions.....	69
	Appendix 6B. Instructions for CEDRI Registration Through CDX.....	75
	Appendix 7. Plywood and Composite Wood Products NESHAP Definitions.....	91
	Appendix 8. Industry Source Classification Code Crosswalk.....	101

Appendix 9. List of Hazardous Air Pollutants.....143  
Appendix 10. Resources for Estimating Emissions.....147

## A. Introduction

### A1. Survey Applicability

The Plywood and Composite Wood Products (PCWP) industry information collection request (ICR) is a survey that applies to facilities that are major sources or synthetic area sources of hazardous air pollutant (HAP) emissions that produce PCWP or kiln-dried lumber or are otherwise subject to the National Emission standards for Hazardous Air Pollutants: Plywood and Composite Wood Products, 40 CFR part 63, subpart DDDD (hereafter referred to as the “PCWP NESHAP”).

The following types of facilities must respond to this ICR:

- PCWP manufacturing facilities that produce:
  - Softwood plywood and/or veneer,
  - Hardwood plywood and/or veneer,
  - Oriented strandboard (OSB),
  - Particleboard,
  - Hardboard,
  - Fiberboard,
  - Medium density fiberboard (MDF) or related products such as high density fiberboard (HDF) or thin high density fiberboard (THDF),
  - Engineered wood products such as laminated veneer lumber (LVL), laminated strand lumber (LSL), parallel strand lumber (PSL), wood I-joists, or glue-laminated beams, or
  - Kiln-dried lumber
- Lumber manufacturing facilities that produce:
  - Kiln-dried lumber

This survey is limited to sources that are major or synthetic area sources which are described as follows:

“*Major source*” means any stationary source or group of stationary sources located within a contiguous area and under common control that emits or has the potential to emit considering controls, in the aggregate, 10 tons per year or more of any hazardous air pollutant or 25 tons per year or more of any combination of hazardous air pollutants, unless the Administrator establishes a lesser quantity, or in the case of radionuclides, different criteria from those specified in this sentence.

A “*synthetic area source*” is a stationary source which is subject to federally-enforceable conditions that limit its potential to emit to below major source thresholds.

Certain facilities are not required to complete the PCWP survey. You received this survey because EPA records indicate the PCWP NESHAP is applicable to your facility or your facility is a synthetic area source. If your mill meets one of the following conditions, then you should complete the exemption form titled “*Documentation of True Area Source, Non-Operational, or Non-Applicable Status*” in

**Appendix 1A** of this instruction document and email it to the EPA at [pcwpicr@epa.gov](mailto:pcwpicr@epa.gov). You are required to complete this survey unless you meet one of the three exemption criteria listed below. Conditions for exemption from the PCWP survey are as follows:

- Your facility is not a major source or synthetic area source of HAP emissions, or
- Your facility was not operational in 2016, remains closed, and does not have an active operating permit, or
- Your facility is not a PCWP manufacturing facility as defined in the PCWP NESHAP at 40 CFR 63.2292. The definition is as follows:

*Plywood and composite wood products (PCWP) manufacturing facility* means a facility that manufactures plywood and/or composite wood products by bonding wood material (fibers, particles, strands, veneers, etc.) or agricultural fiber, generally with resin under heat and pressure, to form a panel, engineered wood product, or other product defined in §63.2292. Plywood and composite wood products manufacturing facilities also include facilities that manufacture dry veneer and lumber kilns located at any facility. Plywood and composite wood products include, but are not limited to, plywood, veneer, particleboard, molded particleboard, oriented strandboard, hardboard, fiberboard, medium density fiberboard, laminated strand lumber, laminated veneer lumber, wood I-joists, kiln-dried lumber, and glue-laminated beams.

Completion of the survey is not required if your facility was not operational in 2016 and remains closed but still has an active operating permit. Closed facilities that maintain an active operating permit will be included in the EPA's residual risk modeling based on the emissions allowed under their operating permit. Such facilities are asked in **Appendix 1A** to provide a copy of their active operating permit for the EPA to use in developing emission estimates for input into the risk model.

If your facility is a synthetic area source that is not subject to the PCWP NESHAP,<sup>1</sup> then you should complete the form titled "*Documentation of Synthetic Area Source Status*" in **Appendix 1B** of this instruction document and email it to EPA at [pcwpicr@epa.gov](mailto:pcwpicr@epa.gov). As noted in **Appendix 1B**, you are also asked to submit a valid operating permit and, if applicable, any stack test report(s) for air emissions testing used to verify HAP emissions qualify for synthetic area source status. Facilities eligible for completion of the form in **Appendix 1B** are not required to complete the full survey.

**Who do I contact with questions about the ICR?**

If you have questions, contact the **EPA's PCWP ICR Helpdesk** at [pcwpicr@epa.gov](mailto:pcwpicr@epa.gov) or by calling 866-522-7297 (toll free) from 8:00 to 5:00 Monday through Friday eastern standard time. In order for us to better assist you, we ask that you provide your ICR ID in any communications.

<sup>1</sup>If the PCWP NESHAP applies according to your permit, you must complete the full survey. An example of a synthetic area source subject to the PCWP NESHAP includes a facility that was major at the time when the PCWP NESHAP was implemented but has since become a synthetic area source. Data are needed for these facilities because they would be included in the EPA's residual risk and technology review.

## A2. Survey Spreadsheets and Scope

This survey is to be completed in Microsoft Excel® spreadsheet format that is divided into worksheets or “tabs” within the spreadsheet. Facilities submitting the forms in **Appendix 1A** or **Appendix 1B** are not required to complete the survey spreadsheet. There are two spreadsheets to be completed:

(1) **PCWP\_survey.xlsx** (hereafter also referred to as the “ICR survey spreadsheet”) for all major source facilities, and (2) **PCWP\_CEMS.xlsx** for all major source facilities operating continuous emissions monitors. Blank copies of the survey spreadsheets can be downloaded from:

<https://epa.gov/stationary-sources-air-pollution/information-collection-plywood-and-composite-wood-products-industry>

You must complete the worksheets that are relevant to the type facility you operate. Table 1 below denotes which worksheets to complete depending on the products you manufacture. A separate column denotes which worksheets are required for facilities that manufacture PCWP versus lumber facilities that do not otherwise produce PCWP. Lumber facilities that do not produce other PCWP only need to provide information for lumber kilns.

**Table 1. Survey Worksheets (“tabs”) to Complete**

Tab full name	Tab abbreviation	What types of PCWP facilities complete this tab?	Do lumber facilities with kilns complete this tab?
<b>PCWP_survey.xlsx</b>			
Mill	Mill	All PCWP facilities	Yes
Products	Prod	All PCWP facilities	Yes
Equipment Detail	EquipDetail	All PCWP facilities	Yes, for lumber kilns only
Release Point Detail	ReleasePt	All PCWP facilities	Yes, for lumber kilns only
Permit	Permit	All PCWP facilities	Yes, for lumber kilns only
Resins	Resin	All PCWP facilities applying adhesive. Veneer-only facilities do not need to complete this tab.	
Tanks	Tank	All PCWP facilities applying resin. Veneer-only facilities do not need to complete this tab.	
Veneer Dryer	VeneerDry	Plywood, veneer and LVL mills that operate veneer dryers	
Rotary Dryer	RotaryDry	Particleboard, OSB and any other PCWP facility using a rotary dryer	
Tube Dryer	TubeDry	MDF, hardboard and any other PCWP facility using a tube dryer	
Conveyor Dryer	ConDry	OSB, LSL, and any other PCWP facility using a conveyor dryer	
Fiberboard-Hardboard Units	FB_HB	Fiberboard and hardboard mills	
Lumber Kilns	LKiln	PCWP facilities with lumber kilns	Yes, for lumber kilns only
Direct Fired Dryer Fuel	DFDryFuel	Any PCWP facility with a direct-fired dryer or lumber kiln	Yes, for direct-fired lumber kilns only
Press	Press	Any PCWP facility that uses a hot press	
Board Coolers	BC	Particleboard, MDF and any other PCWP facility using a board cooler	
Engineered Wood	EWPPress	LVL, LSL, PSL, glulam, I-joist or any	

Tab full name	Tab abbreviation	What types of PCWP facilities complete this tab?	Do lumber facilities with kilns complete this tab?
Press		other PCWP facility using an engineered wood press	
Other Equipment	OtherEquip	PCWP facilities with digesters, refiners, blenders, formers, sanders, saws, panel trim chippers, or log vats.	
Control Devices	APCD	Any PCWP facility with pollution control equipment	Yes, for lumber kiln control devices only (if applicable)
Startup, Shutdown & Malfunction	SSM	Any PCWP facility for which an SSM plan was developed under the PCWP NESHAP	
Miscellaneous Coatings	MiscCoat	All PCWP facilities applying a coating, including miscellaneous coating as defined in the PCWP NESHAP	
Wastewater	WW	Any PCWP facility that treats wastewater generated at the plant	
Emission Tests	EmTest	All PCWP facilities	Yes, for lumber kilns only
HAP Emissions	HAP Emissions	All PCWP facilities	Yes, for lumber kilns only
Certification	Certification	All PCWP facilities	Yes
<b>PCWP_CEMS.xlsx</b>			
CEMS data	CEMS, CEMS3hr, or CEMS24hr	Facilities operating CEMS measuring THC, PM, CO or HAP on process units listed in <b>Appendix 2</b> to this document	

This survey asks questions about the process units listed in **Appendix 2** of this document. Section D of this document, *How to Complete the Survey*, explains how to treat various configurations of process units (e.g., multiple process units venting to the same pollution control device stack). **Appendix 3** of this survey contains a table of pollutants for which stack test reports from previously conducted emissions test measurements are requested. **Appendix 4** provides a list of acronyms and abbreviations used throughout this instruction document and the survey spreadsheets.

Please complete the survey for the facility listed in the CAA section 114 letter you received in the mail. If you received more than one CAA section 114 letter for multiple facilities in your company, you must create a separate survey response for each facility. Your survey response for each facility will be comprised of the survey spreadsheet(s) and other documentation requested throughout these instructions. **Appendix 5** contains a checklist of materials to be provided with your response.

Only one ICR survey spreadsheet may be used for each facility with a unique Federal Registry System (FRS) identification number (ID). If your manufacturing site has collocated facilities producing multiple PCWP (e.g., your site produces both particleboard and softwood plywood but has one FRS ID) you should submit one ICR survey spreadsheet containing both facilities. Alternatively, if each of the PCWP category facilities at the manufacturing site operates under its own title V permit or has its own FRS ID, you should submit one ICR survey spreadsheet per title V-permitted facility. Relevant IDs for your facility, including the 12-digit FRS ID used in EPA systems and the shorter ICR ID assigned specifically for this PCWP project, are included in the letter your facility received to request completion of this survey. If the EPA assigned only one ICR ID to a facility that instead should be entered as two separate

facilities, contact the EPA's PCWP ICR Helpdesk (see section A1) for assistance in assigning ICR IDs for your facilities. The EPA's PCWP project team will rely most heavily on the ICR ID for linkages between tables in the PCWP data base developed from ICR responses.

Use the 2016 calendar year as the base year for all survey responses (e.g., 2016 capacity, 2016 equipment configurations, 2016 HAP emissions inventory, etc.), except where other years are specified in the instructions (e.g., for submittal of previously-conducted emissions test data).

*Note:* If 2016 is not a representative year because the facility recently submitted a permit application or received a permit for equipment modifications that impact emissions, then you may provide post-project projections of your operations instead of 2016 information. Please note in the "comments" columns in the appropriate tabs throughout the survey that you are providing projected information. Alternatively, if your project is not far enough along to be included in your ICR response, it is acceptable to provide 2016 information and use the "comments" columns to note planned configuration changes that impact emissions. Regardless of the base year you choose, the equipment information, emissions release parameters, and emission estimates provided throughout the ICR response must be consistent.

*Note that the information submitted by a facility is not a compliance assessment.* If actual data are not available, the facility should provide the best engineering estimates where appropriate. In addition, it is not the intent of the EPA to use this data to confirm data/information submitted in the facility's Toxic Release Inventory (TRI) or other regulatory required reports. It is understood that data submitted in this survey could vary due to the nature of the questions.

## **B. Confidential Business Information (CBI)**

The EPA's procedures for handling confidential business information (CBI) are described in the letter (and attachments) accompanying the ICR. If you believe that providing any specific information to us would reveal a trade secret, please identify this information clearly in your spreadsheet response by shading the worksheet cell containing the CBI with red highlight and indicating in the red block at the top of each worksheet that the tab contains information you believe is CBI. (You will find the red highlighting and red CBI block at the top of the worksheet helpful when you separate your claimed CBI data from non-CBI data for submittal as indicated in Section C2 below). Also, please clearly label any flow diagrams or other attachments submitted with your survey that contain claimed CBI. However, please do not label your entire response as CBI. Only label as CBI the portions of your survey response that include information you believe contains trade secrets. The EPA is likely to follow up with a request for validation of CBI claims for facilities claiming large amounts of information as trade secrets, especially information that is reported by other facilities without such claims or that is otherwise publicly available. The following information is generally not regarded by the EPA as CBI:

1. General contact information. This information is requested in the *Mill* tab of the ICR survey spreadsheet.
2. Emission tests and emission data.
3. Continuous emissions monitoring data (although the accompanying production data may be claimed as CBI).

## C. How to Submit Your Survey Response

If your response to this ICR includes data with a claim of CBI, you should follow the instructions in this section to ensure the protection of your data. ***Please note that if you submit claimed CBI, you will be separating your data into two portions and sending your data to the EPA using two different procedures.***

### When is my ICR Response Due?

Your non-CBI and CBI responses are due by the date specified in the letter you received requesting completion of the ICR.

### C1. Submitting Your Non-CBI Response

Follow these instructions for the non-CBI portions of your survey response (or for complete responses that are entirely non-CBI.)

After you have completed and reviewed your survey response, sign and date the certification tab in the ICR survey spreadsheet. Remove the claimed CBI components<sup>2</sup> from your ICR survey spreadsheet and your CEMS spreadsheet (if applicable) as instructed in Section C2, leaving only the red shading and replacing the claimed CBI data with the letters "CBI." Assemble the Excel<sup>®</sup> spreadsheet(s) containing the non-CBI portions of your completed response, non-CBI flow diagrams, emission test reports, and any other electronic non-CBI attachments. Assemble any non-CBI hard copy attachments to your survey (such as flow diagrams, test data, air emissions modeling reports, etc.). Electronic copies of attachments are preferred in lieu of hard copies. A checklist of materials to be provided with your response is included in **Appendix 5**.

**CEDRI Upload (Preferred):** Upload your non-CBI materials into the EPA's Compliance and Emissions Data Reporting Interface (CEDRI) following the instructions in **Appendix 6**. Do not upload CBI into CEDRI. All CBI must be mailed separately to Ms. Purifoy as explained in Section C2.

**Optional Disk Mail-in:** If you would prefer to mail your ICR response to the EPA instead of using CEDRI, please save the non-CBI portions of your response on a disk (CD or DVD) or flash drive. Please clearly label and mail the non-CBI disk (or flash drive) and any non-CBI hard copy materials in one envelope postmarked to the EPA at the address specified below. (Note: If the spreadsheet, diagrams, or attachments contain claimed CBI, use the address for Ms. Purifoy provided in Section C2 of this document.)

U.S. Environmental Protection Agency  
Office of Air Quality Planning and Standards  
U.S. EPA Mailroom (E143-03)

<sup>2</sup> **Caution!** If you plan to use the provision calculations in the *HAP Emissions* tab, it is important that you do not redact production rates or fuel data from the spreadsheet until after you have copied/pasted (as values) the results of the provisional calculations. Otherwise the necessary operating data will not be available for the provisional calculations to work.

Attn: John Bradfield  
109 T.W. Alexander Drive  
Research Triangle Park, NC 27711

The EPA recommends sending your non-CBI files via Registered U.S. Mail with a return receipt requested, Federal Express, or any other method for which a receipt signature is required.

**C2. Submitting Claimed CBI**

Follow these instructions for any portion of your survey response that contains claimed CBI. The deadline for submittal of the CBI portion of your response is the same as the deadline for the non-CBI submittal.

Please create two separate versions of your spreadsheet response. Retain the red highlighted CBI data in the ICR survey spreadsheet as shown in Example 1 below for the confidential copy of your spreadsheet. Create a separate non-CBI version of your response by redacting the confidential data in the red shaded cells and entering “CBI” instead. This non-CBI version should appear as Example 2 and be submitted to the address in Section C1 above. (Follow a similar procedure for your CEMS spreadsheet if you are claiming the production data as CBI.)

Example 1: Example showing CBI portion of ICR survey spreadsheet response:

CV	CW	CX	CY	CZ	DA	DB
Did any of the responses (individual cells) you entered in this tab contain confidential business information (CBI)?						Yes
If yes, be sure to shade the CBI-containing cells <b>RED</b> and follow the directions for submitting CBI data in the survey instructions document						
<b>Control Device and Monitoring System Costs for HAP Controls Installed Within the Past 15 Years</b>						
Supply approximate capital costs for the HAP control system.	Enter base year for the HAP control system capital costs (e.g., 2008).	Supply approximate capital costs of the continuous parameter monitoring system (CPMS) equipment for this HAP control device. Include in the equipment costs the analyzer and data acquisition system (DAS), if known.	Enter base year for monitoring system capital costs provided in the previous column (e.g., 2008)	If known, supply approximate annual operation and maintenance (O&M) costs of the HAP emissions control system equipment for this control device.	Describe the types of costs included in the O&M cost estimate in the previous column (e.g., fuel, electricity, parts, materials, labor)	If known, supply approximate annual O&M costs for the CPMS for this control device.
<b>Capital costs of HAP emissions control system (\$)</b>	<b>Base year for control capital cost</b>	<b>Capital costs of parameter monitoring system (\$)</b>	<b>Base year for CPMS capital cost</b>	<b>Annual O&amp;M costs for HAP emissions control system (\$/yr)</b>	<b>Description of annual O&amp;M costs, including base year</b>	<b>Annual O&amp;M costs for CPMS (\$/yr)</b>
\$ 3,875,000	2006	\$ 65,000	2006	\$ 425,000	fuel, electricity, annual media refresh	
\$ 6,000,000	2008	\$ 92,500	2008	\$ 120,000	water, nutrients, labor, electricity	



Example 2: Example showing non-CBI ICR survey spreadsheet response after removal of CBI:

CV	CW	CX	CY	CZ	DA	DB
Did any of the responses (individual cells) you entered in this tab contain confidential business information (CBI)?						Yes
If yes, be sure to shade the CBI-containing cells RED and follow the directions for submitting CBI data in the survey instructions document.						
<b>Control Device and Monitoring System Costs for HAP Controls Installed Within the Past 15 Years</b>						
Supply approximate capital costs for the HAP control system.	Enter base year for the HAP control system capital costs (e.g., 2008).	Supply approximate capital costs of the continuous parameter monitoring system (CPMS) equipment for this HAP control device. Include in the equipment costs the analyzer and data acquisition system (DAS), if known.	Enter base year for monitoring system capital costs provided in the previous column (e.g., 2008)	If known, supply approximate annual operation and maintenance (O&M) costs of the HAP emissions control system equipment for this control device.	Describe the types of costs included in the O&M cost estimate in the previous column (e.g., fuel, electricity, parts, materials, labor)	If known, supply approximate annual O&M costs for the CPMS for this control device.
<b>Capital costs of HAP emissions control system (\$)</b>	<b>Base year for control capital cost</b>	<b>Capital costs of parameter monitoring system (\$)</b>	<b>Base year for CPMS capital cost</b>	<b>Annual O&amp;M costs for HAP emissions control system (\$/yr)</b>	<b>Description of annual O&amp;M costs, including base year</b>	<b>Annual O&amp;M costs for CPMS (\$/yr)</b>
CBI	2006	CBI	2006	CBI	fuel, electricity, annual media refresh	
CBI	2008	CBI	2008	CBI	water, nutrients, labor, electricity	

Please create and label a separate flash drive or disk containing the claimed CBI portion of your data. Include on the CBI disk the confidential version of your spreadsheet(s). You should also include any flow diagrams or pages of other attachments to your survey response containing claimed CBI, with the claimed CBI portions of the diagrams/pages clearly marked (e.g., highlighted or circled). Clearly mark the confidential disk with the words “Confidential Business Information” and send only these claimed CBI files, separately from the non-CBI data, to one of the two addresses below.

For the security of your data, the EPA recommends sending your confidential files to Ms. Purifoy via Registered U.S. Mail with a return receipt requested, Federal Express, or any other method for which a receipt signature is required.

Please use the address below for CBI sent via U.S. postal service:

Ms. Tiffany Purifoy  
Government Information Specialist (C404-02)  
ATTN: PCWP Manufacturing RTR (Project #279)  
Office of Air Quality Planning and Standards, U.S. Environmental Protection Agency  
109 T.W. Alexander Drive  
Research Triangle Park, NC 27711

Please use the address below for CBI sent via commercial package carriers, such as FedEx and UPS:

Ms. Tiffany Purifoy  
Government Information Specialist (C404-02)  
ATTN: PCWP Manufacturing RTR (Project #279)  
Office of Air Quality Planning and Standards, U.S. Environmental Protection Agency  
4930 Old Page Rd.  
Research Triangle Park, NC 27709

**DO NOT ELECTRONICALLY TRANSMIT CLAIMED CONFIDENTIAL BUSINESS INFORMATION TO THE EPA.** E-mail and facsimile are not secure forms of communication and should never be used to transmit claimed CBI. Similarly, do not upload CBI into CEDRI.

## D. How to Complete the Survey

As noted previously, your survey response will consist of completed Microsoft® Excel® spreadsheets (PCWP\_survey.xlsx and PCWP\_CEMS.xlsx), flow diagrams, test reports, and other materials. A checklist of materials to be provided with your response is included in **Appendix 5**.

You must complete certain tabs of the ICR survey spreadsheet (PCWP\_survey.xls) depending on the type of facility you operate as shown in Table 1 above. The instructions in Sections D3a through D4b below will guide you through completion of the ICR survey spreadsheet.

Complete the PCWP\_CEMS.xlsx spreadsheet following the instructions in Section D4c if you have continuous emissions monitoring data to submit.

The spreadsheets will be used by the EPA to construct a nationwide data base of responses from all PCWP facilities. The spreadsheets have been designed and locked with features to reduce data entry time and ensure the data are provided in the most consistent and quality-assured manner possible. The beginning of Section D3 describes key features of the spreadsheets.

### D1. Flow Diagrams

Please provide a process flow diagram (or diagrams) showing the equipment listed in **Appendix 2**.

Readily available block flow diagrams (e.g., such as those used for permit applications) will suffice. Electronic or hard copies are acceptable. You need not prepare any new flow diagrams unless you currently do not have diagrams that adequately represent your facility. It is acceptable to hand-mark changes on an older diagram that may no longer be completely reflective of current operations.

#### How detailed must my diagram(s) be?

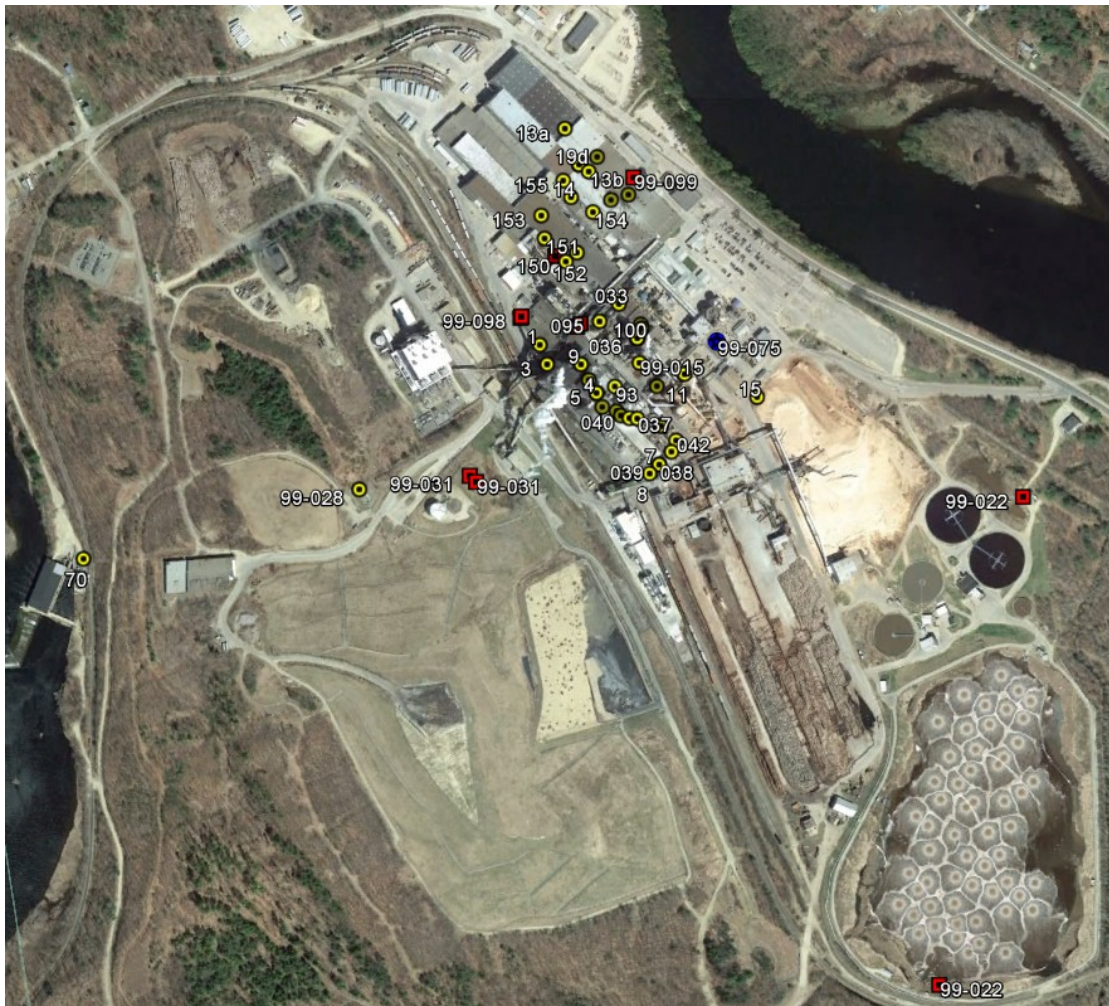
The EPA will use the diagram(s) to aid in understanding the general facility flow and any unique characteristics in the facility layout. It is not necessary to show every single vent of every process unit on the diagrams. However, the diagram should provide enough information so it is clear how emissions are collected and controlled.

### D2. Facility Emission Point Map

The EPA is requesting that each facility provide a facility emission point map. This map should be an aerial view of the facility and at a minimum, should clearly indicate the Emission Release Point ID and location of each emission point expected to emit HAP from process units listed in **Appendix 2**. The locations of the emission points provided in the map should correspond with the coordinates (longitude and latitude) for the Emission Release Point IDs required to be provided in the Release Point (*ReleasePt*) tab described in Section D3d. These coordinates are used for residual risk modeling; specifying coordinates for each Emission Release Point ID improves the accuracy of the risk modeling. Creating the emission point map assures that the coordinates provided are correctly positioned on the facility property.

Although optional, it would also be helpful if the facility fence-line (property boundary) is indicated on the map. If you choose to do so, you may also indicate the length and width parameters for fugitive area and volume sources (i.e., draw a rectangle on the map that corresponds to the lengths and widths described in Section D3d of these instructions). The EPA will use the release point map to answer any questions that arise from the risk modeling. Having a map showing the emission points and property boundary will usually allow the EPA to resolve questions about the location of emission releases or nearby human receptors without having to contact your facility to ask questions.

See Figure 1 for an example of a facility emission point map without the optional features of the facility fence-line and length and width parameters. The numbers shown in Figure 1 are the Emission Release Point IDs. The yellow circles denote point sources, the red squares denote the midpoint coordinates for fugitive two-dimensional sources, and the blue stars denote the center of a fugitive three-dimensional source.



**Figure 1:** Example facility emission point map

### **D3. Process Data Tabs (PCWP\_survey.xlsx)**

In this portion of the survey, you are asked to add data to the various tabs in the ICR survey spreadsheet (*Mill, Prod*, etc.). Many of the instructions you need for completing the tabs are included in the “Instruction” row of each tab in the ICR survey spreadsheet. Additional information is provided in this document to account for common situations and to provide information on how the data will be used by the EPA.

You will enter data into the white (unshaded) cells. Gray shaded columns are prepopulated based on inputs from previous tabs. Information in these gray columns will update automatically as you work. The spreadsheet contains drop-down menus for common entries. The drop-down menus are indicated by the triangle that appears next to the cell when clicked.<sup>3</sup> Figure 2 provides a screen shot with annotations illustrating the spreadsheet format. Cells where data entry is not permitted are locked to prevent inclusion of data outside of the area that will be incorporated into the EPA’s data base of responses.

---

<sup>3</sup> Please be aware that a few of the drop-down menus are based on your other entries in the spreadsheet. Some drop-down menus may appear blank at first glance but selections can be viewed by scrolling up to the top of the menu.

A		B		C		D		E		F		G		H		I		J																																																																																																																																																																																																																																	
1	OMB Control No:	0		Did any of the responses (individual cells) you entered in this tab contain confidential business information (CBI)?																																																																																																																																																																																																																																															
2	Expiration Date:	0		If yes, be sure to shade the CBI-containing cells RED and follow the directions for submitting CBI data in the survey instructions document.																																																																																																																																																																																																																																															
3																																																																																																																																																																																																																																																			
4																																																																																																																																																																																																																																																			
5	Complete this tab if your facility operates rotary strand dryers, green rotary dryers, dry rotary dryers, or rotary agricultural fiber dryers.																																																																																																																																																																																																																																																		
6																																																																																																																																																																																																																																																			
7																																																																																																																																																																																																																																																			
8	Tab: RotaryDry																																																																																																																																																																																																																																																		
9	<table border="1"> <thead> <tr> <th>Survey reference:</th> <th colspan="4">Pre-populated Data</th> <th colspan="7">Rotary Dryer Equipment Information</th> <th colspan="3">Instructions and examples</th> </tr> <tr> <td>Instruction:</td> <td>This is prepopulated from the EquipDetail Tab</td> <td>This is prepopulated from the EquipDetail Tab</td> <td>This is prepopulated from the EquipDetail Tab</td> <td>This is prepopulated from the EquipDetail Tab</td> <td>Indicate if the dryer is "direct-fired" in which hot combustion gases come into contact with the wood furnish, or "indirect-fired" (typically steam-heated where combustion gases do not come into contact with the wood). Also complete the DFDryFuel tab for direct-fired dryers.</td> <td>Select the number of dryer passes: single, double, triple, quadruple</td> <td>Enter the year the process unit was installed.</td> <td>Enter the 2016 dryer throughput in oven dried tons per year (ODT/yr)</td> <td>Enter the typical hours per day for the dryer. Either select an option from the drop down menu (24, 16, 12 or 8 hour operation) or enter the unique specific operating practice.</td> <td>If known, enter the percentage of hardwood that will be softwood</td> </tr> <tr> <td>Field:</td> <td>ICR ID</td> <td>Process Unit Type</td> <td>Process Unit ID</td> <td>Product Line</td> <td>Firing method</td> <td>Number of passes</td> <td>Installation Year</td> <td>2016 Dryer Throughput (ODT/yr)</td> <td>Normal Operational Hours</td> <td>Hardwood Percentage</td> </tr> <tr> <td>Example entry:</td> <td>123</td> <td>Green Rotary Dryer</td> <td>GDry-1</td> <td>Green-1</td> <td>Direct-fired</td> <td>single</td> <td>1987</td> <td>100,000</td> <td>24 hours</td> <td></td> </tr> <tr> <td></td> <td>123</td> <td>Dry Rotary Dryer</td> <td>DRDry-2</td> <td>Dry-2</td> <td>Direct-fired</td> <td>triple</td> <td>1987</td> <td>80,000</td> <td>24 hours</td> <td></td> </tr> <tr> <td></td> <td>123</td> <td>Rotary strand dryer</td> <td>SPW-1</td> <td>SPW-1</td> <td>Direct-fired</td> <td>single</td> <td>1987</td> <td>80,000</td> <td>24 hours</td> <td></td> </tr> </thead> <tbody> <tr> <td>24</td> <td>1</td> <td>456</td> <td>Rotary strand dryer</td> <td>Dry-1</td> <td>SPW-1</td> <td>Direct-fired</td> <td>single</td> <td></td> <td></td> <td></td> </tr> <tr> <td>25</td> <td>2</td> <td></td> <td></td> <td></td> <td></td> <td>single</td> <td></td> <td></td> <td></td> <td></td> </tr> <tr> <td>26</td> <td>3</td> <td></td> <td></td> <td></td> <td></td> <td>double</td> <td></td> <td></td> <td></td> <td></td> </tr> <tr> <td>27</td> <td>4</td> <td></td> <td></td> <td></td> <td></td> <td>triple</td> <td></td> <td></td> <td></td> <td></td> </tr> <tr> <td>28</td> <td>5</td> <td></td> <td></td> <td></td> <td></td> <td>quadruple</td> <td></td> <td></td> <td></td> <td></td> </tr> <tr> <td>29</td> <td>6</td> <td></td> <td></td> <td></td> <td></td> <td></td> <td></td> <td></td> <td></td> <td></td> </tr> <tr> <td>30</td> <td>7</td> <td></td> <td></td> <td></td> <td></td> <td></td> <td></td> <td></td> <td></td> <td></td> </tr> <tr> <td>31</td> <td>8</td> <td></td> <td></td> <td></td> <td></td> <td></td> <td></td> <td></td> <td></td> <td></td> </tr> <tr> <td>32</td> <td>9</td> <td></td> <td></td> <td></td> <td></td> <td></td> <td></td> <td></td> <td></td> <td></td> </tr> <tr> <td>33</td> <td>10</td> <td></td> <td></td> <td></td> <td></td> <td></td> <td></td> <td></td> <td></td> <td></td> </tr> <tr> <td>34</td> <td>11</td> <td></td> <td></td> <td></td> <td></td> <td></td> <td></td> <td></td> <td></td> <td></td> </tr> <tr> <td>35</td> <td>12</td> <td></td> <td></td> <td></td> <td></td> <td></td> <td></td> <td></td> <td></td> <td></td> </tr> <tr> <td>36</td> <td>13</td> <td></td> <td></td> <td></td> <td></td> <td></td> <td></td> <td></td> <td></td> <td></td> </tr> <tr> <td>37</td> <td>14</td> <td></td> <td></td> <td></td> <td></td> <td></td> <td></td> <td></td> <td></td> <td></td> </tr> </tbody> </table>																			Survey reference:	Pre-populated Data				Rotary Dryer Equipment Information							Instructions and examples			Instruction:	This is prepopulated from the EquipDetail Tab	This is prepopulated from the EquipDetail Tab	This is prepopulated from the EquipDetail Tab	This is prepopulated from the EquipDetail Tab	Indicate if the dryer is "direct-fired" in which hot combustion gases come into contact with the wood furnish, or "indirect-fired" (typically steam-heated where combustion gases do not come into contact with the wood). Also complete the DFDryFuel tab for direct-fired dryers.	Select the number of dryer passes: single, double, triple, quadruple	Enter the year the process unit was installed.	Enter the 2016 dryer throughput in oven dried tons per year (ODT/yr)	Enter the typical hours per day for the dryer. Either select an option from the drop down menu (24, 16, 12 or 8 hour operation) or enter the unique specific operating practice.	If known, enter the percentage of hardwood that will be softwood	Field:	ICR ID	Process Unit Type	Process Unit ID	Product Line	Firing method	Number of passes	Installation Year	2016 Dryer Throughput (ODT/yr)	Normal Operational Hours	Hardwood Percentage	Example entry:	123	Green Rotary Dryer	GDry-1	Green-1	Direct-fired	single	1987	100,000	24 hours			123	Dry Rotary Dryer	DRDry-2	Dry-2	Direct-fired	triple	1987	80,000	24 hours			123	Rotary strand dryer	SPW-1	SPW-1	Direct-fired	single	1987	80,000	24 hours		24	1	456	Rotary strand dryer	Dry-1	SPW-1	Direct-fired	single				25	2					single					26	3					double					27	4					triple					28	5					quadruple					29	6										30	7										31	8										32	9										33	10										34	11										35	12										36	13										37	14									
Survey reference:	Pre-populated Data				Rotary Dryer Equipment Information							Instructions and examples																																																																																																																																																																																																																																							
Instruction:	This is prepopulated from the EquipDetail Tab	This is prepopulated from the EquipDetail Tab	This is prepopulated from the EquipDetail Tab	This is prepopulated from the EquipDetail Tab	Indicate if the dryer is "direct-fired" in which hot combustion gases come into contact with the wood furnish, or "indirect-fired" (typically steam-heated where combustion gases do not come into contact with the wood). Also complete the DFDryFuel tab for direct-fired dryers.	Select the number of dryer passes: single, double, triple, quadruple	Enter the year the process unit was installed.	Enter the 2016 dryer throughput in oven dried tons per year (ODT/yr)	Enter the typical hours per day for the dryer. Either select an option from the drop down menu (24, 16, 12 or 8 hour operation) or enter the unique specific operating practice.	If known, enter the percentage of hardwood that will be softwood																																																																																																																																																																																																																																									
Field:	ICR ID	Process Unit Type	Process Unit ID	Product Line	Firing method	Number of passes	Installation Year	2016 Dryer Throughput (ODT/yr)	Normal Operational Hours	Hardwood Percentage																																																																																																																																																																																																																																									
Example entry:	123	Green Rotary Dryer	GDry-1	Green-1	Direct-fired	single	1987	100,000	24 hours																																																																																																																																																																																																																																										
	123	Dry Rotary Dryer	DRDry-2	Dry-2	Direct-fired	triple	1987	80,000	24 hours																																																																																																																																																																																																																																										
	123	Rotary strand dryer	SPW-1	SPW-1	Direct-fired	single	1987	80,000	24 hours																																																																																																																																																																																																																																										
24	1	456	Rotary strand dryer	Dry-1	SPW-1	Direct-fired	single																																																																																																																																																																																																																																												
25	2					single																																																																																																																																																																																																																																													
26	3					double																																																																																																																																																																																																																																													
27	4					triple																																																																																																																																																																																																																																													
28	5					quadruple																																																																																																																																																																																																																																													
29	6																																																																																																																																																																																																																																																		
30	7																																																																																																																																																																																																																																																		
31	8																																																																																																																																																																																																																																																		
32	9																																																																																																																																																																																																																																																		
33	10																																																																																																																																																																																																																																																		
34	11																																																																																																																																																																																																																																																		
35	12																																																																																																																																																																																																																																																		
36	13																																																																																																																																																																																																																																																		
37	14																																																																																																																																																																																																																																																		

Figure 2: Screenshot of survey shading

**Tab completion order.** Refer to Table 1 in Section A2 to determine which of the PCWP Process tabs you will need to fill out for your facility. The tabs are organized by process unit type.<sup>4</sup> **If your facility does not operate a process covered by the tab, ignore that tab.**

It is very important that you work through the ICR survey spreadsheet tabs moving from left to right, beginning with the *Mill* tab because many tabs will contain prepopulated data from other tabs previously completed. A few columns of data that you supply include notations in bold in the spreadsheet “Instruction” row to indicate that these columns contain data that will be used to prepopulate other tabs of the ICR survey spreadsheet.

As you work through the ICR survey spreadsheet, you may realize that you do not have the information in front of you that you need to answer certain detailed questions. The general instruction to work through the spreadsheet from left to right does not necessarily mean that you must answer every question on a tab before you may move forward. However, there are certain fields that should be completed at a minimum to ensure that the data prepopulate correctly throughout the spreadsheet. The left side of Table 2 shows the fields carried forward from each tab that must be completed before moving on to the tabs listed on the right side of Table 2.

**Table 2. Completion Order for ICR survey spreadsheet**

Complete ...		Before you complete...
Tab Name	Field Carried Forward to Other Tabs	Tab Name
<i>Mill</i>	<ul style="list-style-type: none"> <li>ICR ID</li> <li>FRS Site ID</li> </ul>	All
<i>Prod</i>	<ul style="list-style-type: none"> <li>Product</li> </ul>	<i>EquipDetail, Resin, Tank, BC, EWPPress, APCD, MiscCoat, EmTest</i>
	<ul style="list-style-type: none"> <li>Product Line</li> </ul>	<i>EquipDetail, Resin, Tank, VeneerDry, RotaryDry, TubeDry, ConvDry, Press, EmTest</i>
	<ul style="list-style-type: none"> <li>Does this product use a resin?</li> </ul>	<i>Resin</i>
<i>EquipDetail</i>	<ul style="list-style-type: none"> <li>Process Unit ID</li> </ul>	<i>ReleasePt, Permit, Tank, VeneerDry, RotaryDry, TubeDry, ConvDry, FB_HB, LKiln, DFDryFuel, Press, BC, EWPPress, OtherEquip, SSM, EmTest, HAP Emissions</i>
	<ul style="list-style-type: none"> <li>Process Unit Type</li> </ul>	<i>ReleasePt, Permit, VeneerDry, RotaryDry, TubeDry, ConvDry, FB_HB, DFDryFuel, Press, OtherEquip, APCD, SSM, EmTest, HAP Emissions</i>
	<ul style="list-style-type: none"> <li>Process Unit Description</li> </ul>	<i>OtherEquip</i>
	<ul style="list-style-type: none"> <li>APCD 1/2/3/4 Type</li> </ul>	<i>APCD</i>
	<ul style="list-style-type: none"> <li>APCD 1/2/3/4 ID</li> </ul>	
	<ul style="list-style-type: none"> <li>Air Pollution Control System</li> </ul>	<i>APCD, HAP Emissions</i>

<sup>4</sup> Note that the term “process unit” refers to individual dryers, presses, digesters, board coolers, etc.

Complete ...		Before you complete...
Tab Name	Field Carried Forward to Other Tabs	Tab Name
	<ul style="list-style-type: none"> <li>Total Number of Emission Release Points from the Process Unit</li> <li>Emission Release Point ID 1/2/3/4/5</li> </ul>	<i>ReleasePt, EmTest, HAP Emissions</i>
	<ul style="list-style-type: none"> <li>Process Unit 2016 Operating Hours (hr/yr)</li> </ul>	<i>HAP Emissions*</i>
	<ul style="list-style-type: none"> <li>PCWP compliance option used to demonstrate compliance with the most recent test</li> </ul>	<i>Permit</i>
<i>Release Pt</i>	<ul style="list-style-type: none"> <li>SCC</li> </ul>	<i>HAP Emissions*</i>
<i>Resin</i>	<ul style="list-style-type: none"> <li>Resin ID</li> <li>Resin or Scavenger Type</li> </ul>	<i>Tank, OtherEquip</i>
<i>VeneerDry</i>	<ul style="list-style-type: none"> <li>Firing Method</li> </ul>	<i>DFDryFuel</i>
	<ul style="list-style-type: none"> <li>2016 Dryer Throughput</li> <li>2016 Dryer Throughput Unit of Measure</li> </ul>	<i>HAP Emissions*</i>
<i>RotaryDry</i>	<ul style="list-style-type: none"> <li>Firing Method</li> </ul>	<i>DFDryFuel</i>
	<ul style="list-style-type: none"> <li>2016 Dryer Throughput (ODT/yr)</li> </ul>	<i>HAP Emissions*</i>
<i>TubeDry</i>	<ul style="list-style-type: none"> <li>Firing Method</li> </ul>	<i>DFDryFuel</i>
	<ul style="list-style-type: none"> <li>2016 Dryer Throughput (ODT/yr)</li> </ul>	<i>HAP Emissions*</i>
<i>ConvDry</i>	<ul style="list-style-type: none"> <li>Firing Method</li> </ul>	<i>DFDryFuel</i>
	<ul style="list-style-type: none"> <li>2016 Dryer Throughput (ODT/yr)</li> </ul>	<i>HAP Emissions*</i>
<i>FB_HB</i>	<ul style="list-style-type: none"> <li>Annual Throughput (MSF/yr)</li> <li>Thickness basis for previous column (inches)</li> </ul>	<i>HAP Emissions*</i>
<i>LKiln</i>	<ul style="list-style-type: none"> <li>Firing Method</li> </ul>	<i>DFDryFuel</i>
	<ul style="list-style-type: none"> <li>2016 Kiln Throughput (MBF/yr)</li> </ul>	<i>HAP Emissions*</i>
<i>DFDryFuel</i>	<ul style="list-style-type: none"> <li>Burner or combustion unit hourly heat input capacity (MMBtu/hr)</li> <li>Combustion unit primary fuel</li> <li>Approximate percent of annual heat input capacity (MMBtu/yr) supplied by primary fuel in 2016</li> <li>Combustion unit supplemental fuel 1/2</li> <li>Approximate percent of annual heat input capacity (MMBtu/yr) supplied by supplemental fuel 1/2</li> </ul>	<i>HAP Emissions*</i>
<i>Press</i>	<ul style="list-style-type: none"> <li>Press throughput (MSF/yr)</li> <li>Press throughput board thickness basis (inches)</li> </ul>	<i>HAP Emissions*</i>
<i>BC</i>	<ul style="list-style-type: none"> <li>Cooler throughput (MSF/yr ¾")</li> </ul>	<i>HAP Emissions*</i>
<i>EWPPress</i>	<ul style="list-style-type: none"> <li>Annual press throughput</li> <li>Press throughput units of measure</li> </ul>	<i>HAP Emissions*</i>
<i>OtherEquip</i>	<ul style="list-style-type: none"> <li>Nominal Annual Throughput Capacity Value</li> <li>Throughput units of measure</li> </ul>	<i>HAP Emissions*</i>

\*The field is used to prepopulate the optional provisional calculations included in the *HAP Emissions* tab.

Regardless of the presence or absence of prepopulated information in other tabs, you should carefully review the list of tabs in Table 1 of this instruction document to determine which tabs are relevant and

required to be completed for your facility. In some tabs, prepopulation occurs as you begin entering data (e.g., the ICR ID populates once you enter a product in *Prod*).

Also, as you work through the ICR survey spreadsheet from left to right, if you determine that you need to return to a tab to make adjustments, it is suggested that you review the subsequent tabs that may be affected by the change (see Table 2 for guidance regarding which tabs may be affected based on the field you change). Please be aware that adding a process unit or changing its process unit type in the *EquipDetail* tab after completing subsequent tabs can cause information entered in the white cells of subsequent tabs to misalign with the prepopulated process units. Adding units at the end of the process unit list in the *EquipDetail* tab should prevent these issues. Reviewing subsequent tabs after making a change will allow you to catch and correct any errors in the information.

Drop-down menus. The ICR survey spreadsheet contains drop-down menus that function best in Excel® version 2010 or higher. See the box below if you have an older version of Excel. Use these drop-down menus whenever possible.

*Note:* A printout of the spreadsheet showing the survey questions and most drop-down menu choices is available on the ICR website for reference. Lengthy drop-down menus that do not fit on a single page are noted to indicate where to locate the menu choices appearing in the spreadsheet.

Some columns with drop-down menus allow you to write in information if your selection is not contained in the drop-down menu, while others require use of the drop-down menu choices. Selections appearing as “Other: {specify}” indicate that you may write in a site-specific response in place of the word {specify}. For example, your written-in response may be “Other: use a unique low-emitting material.”

*Note:* By default, only eight drop-down menu choices are visible on the screen at one time. Where more than eight menu choices exist, you may need to scroll up or down in the menu to find your choice. If you encounter a menu that appears blank, try scrolling up to see the choice.

#### **What if I do not have Excel® 2010 or higher?**

Users without a recent version of Microsoft Excel (2010 or later), including those on Mac or Linux computers may use LibreOffice (<http://www.libreoffice.org>) to open the ICR survey spreadsheet. LibreOffice is open source software available without cost. Detailed installation instructions are available at <https://www.libreoffice.org/get-help/install-howto/>.

Once the LibreOffice suite has been installed, you may use LibreOffice Calc to open the ICR survey spreadsheet. If you choose to use LibreOffice Calc, please keep the ICR survey spreadsheet in Excel format (xlsx) when saving your changes (i.e., do not change to LibreOffice format if prompted during the save).

Adding Comments. A “comments” column is included as the right-most column of each tab should you wish to supply any comments on the information provided. Please use the “comments” column for any



notes. The in-cell pop-up comments feature has been disabled in the locked spreadsheets because notes made using pop-up comments will not transfer into the EPA's PCWP data base.

In addition to the drop-down menus, other data validation criteria are included in many of the spreadsheet cells. For example, many cells require entry of 255 characters or less to ensure there are no truncation issues when the data are imported into the EPA's data base. If you receive an error message for responses exceeding the allotted number of characters, use the comments column to continue your response. Cells with production rate units, such as (MSF/yr), will also provide a warning if values lower than expected are entered. These warnings are designed to help prevent common data entry errors, such as preventing facilities from entering million square feet data when the required data are in thousand square feet units.

Identification numbers. Several IDs are requested throughout the ICR survey spreadsheet, including:

- ICR ID
- FRS Site ID
- Process Unit ID
- Emission Release Point ID
- APCD\_ID

As noted in Section A2 above, the ICR ID and FRS Site IDs are used to identify your facility. The ICR and FRS IDs may be found in the letter that you received from the EPA instructing you to complete this survey. It is important you enter the correct ICR ID for your facility as this ID will be used to identify your facility's data when we compile all of the ICR responses into the PCWP data base.

The Process Unit IDs, Emission Release Point IDs, and APCD\_IDs are identifiers for each process unit (e.g., dryer), emission release point (e.g., dryer stack), and air pollution control device (APCD) (e.g., a wet scrubber). One option for creating these IDs is to use IDs from your permit. Regardless of the IDs you specify, it is imperative that you use this same ID to identify the facility, equipment/process unit, and emission release point consistently throughout all parts of this survey.

Although many PCWP facilities have emissions estimates in the most recent version of the EPA's National Emission Inventory (NEI), the EPA is requesting you provide more recent emission estimates in this ICR, specifically for HAP. This ICR has been designed to facilitate compilation of a nationwide PCWP emissions inventory designed specifically for the residual risk modeling required by the Clean Air Act. However, NEI data for 2014 are available at <https://www.epa.gov/air-emissions-inventories/2014-national-emissions-inventory-nei-data> if you would like to see the information available for your facility. If HAP data are included in the NEI for your facility, the NEI data base may provide Process Unit IDs, Emission Release Point IDs, and other information that you may wish to use to complete your PCWP ICR response. You are not required to use the NEI data for your facility.

Supplying process data. In several parts of the survey, the EPA requests production, throughput, capacity, operating hours and related process information. Unless otherwise specified, the EPA is seeking nominal or typical operating rates that can be used by the agency to compare the relative size of facilities or process units. The EPA is interested in capacity values that can be used for estimating emissions (for example, values used in your permit application). We are not interested in maximum capacity values for each piece of equipment outside of the constraints of the production process within which it is located. You may use the press line nominal capacity (throughput) for all equipment in the press line.

Similarly, several questions in the spreadsheet ask for process parameters such as exhaust flow rate (ACFM), temperature, etc. Unless otherwise specified, typical values are requested, and are subject to the

respondent's discretion. For example, if you measure a parameter with an online meter and you have data available for most operating hours of the year, then you may choose to provide an annual average for the parameter. However, if the parameter is only measured periodically, then you may want to provide the most recent measurement.

**What if I do not know or have the information to answer a survey question?**

There may be survey questions that you do not know the answer to, or for which information is not readily available. The following codes may be used:

Unknown (UK): If you do not have the requested information, cannot obtain the information without extraordinary effort, and cannot provide a reasonable estimate, then you may enter "UK" for unknown.

Not Applicable (NA): If a question is not applicable to your operations, then you may enter "NA" for not applicable.

Blanks: You may also leave obviously inapplicable questions blank.

Survey respondents are reminded that their certification of the accuracy of their response includes a certification that any identification of information as "unknown" or "not applicable" is accurate. Further, surveys with an excessive number of responses as "UK," "NA" or blank will receive additional scrutiny and survey respondents are more likely to receive follow-up inquiries from the EPA related to their survey responses.

**Can I paste data into the ICR survey spreadsheet?**

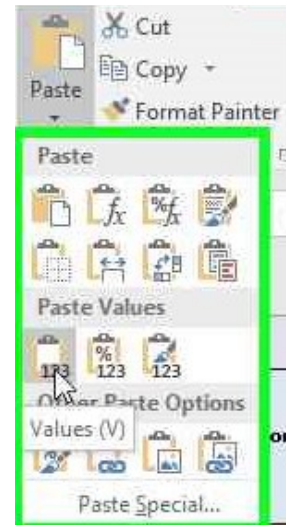
Yes, with Caution! If you choose to copy information from another document or from another location within the ICR survey spreadsheet, you **MUST paste the data using the “paste as values” function**, following the steps outlined below. Failure to do so may override programming and formatting needed for the ICR survey spreadsheet to work correctly. Steps to paste values:

- Copy the desired data.
- Select the first cell of the ICR survey spreadsheet into which you plan to paste the data.
- Right click and select “Paste Special.”
- Select “Values.”

Note: It is highly recommended that you copy and paste small amounts of data at one time until you are sure that the data you are pasting are being inserted into the correct cells and meet all the data validation criteria for those cells. Do not paste formats.

Also, please use caution if copying data by dragging down columns. Watch for and correct any unintended incrementing of numbers, and do not copy data into the hidden area below the data entry table.

You may also use the Excel ribbon commands, choosing “paste values” as shown.



**a. Mill tab**

Complete the columns following the instructions provided in the “Instruction” row. Your response in the *Mill* tab will consist of one row of data. These data will be used by the EPA to characterize your facility and identify applicable regulations.

Facility identifiers. Enter your ICR ID and FRS ID in the appropriate column. These IDs may be found in the letter instructing you to complete this survey.<sup>5</sup>

Facility Location, Contact and Owner Information. Enter the location, a facility contact name for facility-specific follow up on the survey (if needed), and the facility owner. If the facility is located on tribal land, select from the tribal name drop-down menu to get the tribal code. If the physical and mailing address are identical, answering “Yes” in the first mailing address column will fill in the mailing address.

Operating status. Indicate the operating status for the facility by selecting one of the following: operating, seasonal/partial year, or temporarily closed. Facilities that operated more or less continuously throughout

<sup>5</sup> FRS IDs are also available using the FRS search page, <https://www.epa.gov/enviro/frs-query-page>. In cases where a facility had multiple FRS IDs assigned for different EPA programs, the EPA selected the FRS ID used most recently or appearing to be most comprehensive for inclusion in the PCWP ICR letter. You may use the FRS ID provided in your ICR letter. You may use the FRS search page to confirm the FRS ID provided is correct, but you are not required to do so for the PCWP ICR.

the year should choose “operating.” Facilities that were temporarily closed for all of 2016 should indicate “temporarily closed,” and facilities closed for a large portion of 2016 may choose “seasonal/partial year.” The next column asks for an explanation for facilities selecting “seasonal/partial year” or “temporarily closed.”

Company Revenue and Dun & Bradstreet. Provide the 2016 revenue for the parent company. This information will be used in economic analyses.

Size of entity. The EPA needs to identify small businesses for consideration in impact analyses. The U.S. Small Business Administration has set the threshold for the definition of a small businesses in the wood products industry based on the number of employees shown in Table 3 below. The threshold metric applies to all full or part time employees in a corporation, not just at a location. Please use the thresholds in Table 3 for small business questions in the PCWP survey. For reference, the Small Business Size Regulations codified at 12 CFR 121.06.

**Table 3. Small Business Size Standards for NAICS Subsector 321  
– Wood Product Manufacturing**

NAICS code	NAICS U.S. industry title	Size standards in number of employees
321113	Sawmills	500
321211	Hardwood Veneer and Plywood Manufacturing	500
321212	Softwood Veneer and Plywood Manufacturing	1,250
321213	Engineered Wood Member (except Truss) Manufacturing	750
321219	Reconstituted Wood Product Manufacturing	750
321999	All Other Miscellaneous Wood Product Manufacturing	500

Source: U. S. Small Business Administration Table of Small Business Size Standards Matched to North American Industry Classification System Codes, 2016. Accessed June 6, 2017 at:  
[https://www.sba.gov/sites/default/files/files/Size\\_Standards\\_Table.pdf](https://www.sba.gov/sites/default/files/files/Size_Standards_Table.pdf).

Federal rule coverage. Use the drop-down menu to identify the Federal rules that are applicable to the facility. Choose “NA” if the rule is not applicable because the facility has a permit condition that makes the facility a synthetic area source. Indicate applicable subcategories if subject to the Wood Building Products surface coating NESHAP. The most-likely rules applicable to industry sources are listed. List other NESHAP or NSPS rules that are applicable.

**b. Product (Prod) tab**

Enter information about PCWP products or kiln-dried lumber produced, product lines, production, and capacity in this tab.

Products and Other Product Information. List all PCWP products produced at the plant site. Use one row per product. Mills with multiple products will have multiple rows.

Veneer and plywood mills should list veneer and plywood as two separate products entered on separate rows even if all the veneer is used onsite to manufacture plywood. A separate question in column K asks facilities to specify the proportion of the “product used or sold within company to manufacture other products” and provides the choices: NA, <50%, 50-100%, and 100%. Plywood producers using all the veneer produced to make plywood should select 100%. An answer of “NA” is appropriate for other products that are not used to make other PCWP products. Facilities transferring products within the

company, either onsite or at a different site, to make additional PCWP products should enter the appropriate percentage of product used within the company. Information is also requested for major markets. This information will be informative for the EPA's economic analysis.

The core material for hardwood plywood is requested with hardwood/softwood plywood and veneer, MDF, particleboard, and lumber provided as menu choices.

Facilities integrating agricultural fiber into products are asked to describe the "use of agricultural fiber." The description provided should include the type of agricultural fiber (e.g., bagasse, wheat straw). The EPA is interested in understanding whether the product is primarily agricultural fiber or a blend of wood and agricultural fiber. For a product that is made from wood and wheat straw, for example, you should indicate the product is approximately 75% wood and 25% wheat straw.

Questions regarding whether a product uses a resin and the number of resins used seek to identify significantly different types of adhesives such as phenol-formaldehyde resin, MDI, or PVA. If you select "Yes" indicating that the product uses resin, you are asked to enter details about the resin in *Resin* tab. Select "No" for products such as fiberboard that do not require resin but rely on natural binders (e.g., lignin) to adhere fibers. Select "NA" for products such as softwood veneer or lumber that do not require resin. Do not consider waxes or other non-adhesive additives when making your selection.

Product lines. Product lines often correspond with press lines. For example, if there are two presses at a mill making two distinctly different products, then you should enter two different product lines on separate rows. However, if a mill with multiple presses makes the same product on all presses (i.e., with the same general resin formulation) then it is acceptable to enter only one product line that sums the capacity/production from all presses. If your facility uses multiple significantly different resin systems to make the same product on the same press (e.g., UF and UF/MDI at different times), a separate Product Line should be specified on two rows for the two significantly different resin systems. For this ICR, significantly different resin systems are defined as separate product lines.

When considering which product lines and resin systems to specify, resins applied more than 5% of the time on a product line are of interest. Do not provide information for temporary mill trials or minor variations of different resin formulations.

Production and capacity. Provide the nominal mill production rate and capacity for each product line identified for the survey base year (2016). Use the units of measure in Table 4 for reporting production and capacity.

**Table 4. Production and Capacity Units of Measure**

<b>Product</b>	<b>Units of measure for reporting production and capacity<sup>1</sup></b>
Veneer	MSF/yr
Lumber and glulam	MBF/yr
Fiberboard	MSF/yr 1/2”
Hardboard	MSF/yr 1/8”
Particleboard, MDF <sup>2</sup>	MSF/yr 3/4”
Hardwood and softwood plywood, OSB, and any other plywood panel products	MSF/yr 3/8”
LVL, LSL, and PSL	MCF/yr
I-joists	MLF/yr

<sup>1</sup> “M” refers to thousand (e.g., MSF = thousand square feet)

<sup>2</sup> Includes molded particleboard and particleboard or MDF produced with agricultural fiber.

**c. Equipment Detail (*EquipDetail*) tab**

All facilities must complete the *EquipDetail* tab. This tab asks for information for each individual process unit, its air pollution control device(s) (APCD), and emission release points. The purpose of this tab is to provide the EPA with equipment-specific details needed for the Agency to review the technology-based emission standards. This tab will provide the EPA with nationwide numbers of equipment, configuration of controls, pertinent equipment details, and the regulatory compliance options used. The process units and IDs you list in the *EquipDetail* tab will prepopulate into subsequent spreadsheet tabs prompting you to enter additional equipment-specific details for each process unit.

The types of process units listed in **Appendix 2** that you operate should be included in the *EquipDetail* tab. **Appendix 7** provides definitions from the PCWP rule, including supplemental definitions. These definitions are helpful for understanding the types of process units and how they are delineated within the PCWP source category.

**Important Notes:**

As indicated in Table 1 of these instructions, sawmills that produce kiln-dried lumber and no other PCWP products are only required to provide information for their lumber kilns in the *EquipDetail* tab.

You are not required to provide information for process units outside of the PCWP NESHAP source category such as boilers or coating processes subject to other NESHAP.

You are not required to provide information for process units that do not emit HAP.

The Process Unit Types available in the drop-down menu for selection include:

- Softwood veneer dryer
- Veneer redryer
- Hardwood veneer dryer
- Rotary strand dryer
- Conveyor strand dryer
- Pressurized refiner
- Primary tube dryer
- Secondary tube dryer
- Green rotary dryer
- Dry rotary dryer
- Reconstituted wood product press
- Reconstituted wood product board cooler
- Hardboard oven
- Hardboard press predryer
- Fiberboard mat dryer
- Miscellaneous coating operation
- Softwood plywood press
- Hardwood plywood press
- Engineered wood products press
- Agricultural fiber board press
- Rotary agricultural fiber dryer
- Hardboard humidifier
- Stand-alone digester
- Fiber washer
- Atmospheric refiner
- Panel trim chipper
- Log vat
- Resin storage tank
- Blender
- Former
- Finishing sander
- Finishing saw
- Lumber dry kiln
- Wastewater operation
- Other (see description below)

For the process units listed in **Appendix 2**, specify the Process Unit ID, Process Unit Type, APCD Type and IDs, and Emission Release Point IDs by following the directions in the Instruction row of the tab. The APCD IDs you enter in the *EquipDetail* tab will be used to prepopulate the *APCD* tab. The Emissions Release Point IDs you enter in the *EquipDetail* tab will be used to prepopulate the *ReleasePt* and *HAP Emissions* tabs.

Choose the Process Unit Type from the menu consistent with how process units are defined in **Appendix 7**, whenever possible. An “other” process unit type option is provided for HAP-emitting process units that may fall within the PCWP NESHAP source category but do not fit within the menu of PCWP process unit types provided. For example, if you have a known HAP-emitting dryer within the PCWP process that does not fit within the dryer types listed above and defined in Appendix 7, you may enter the dryer as an “other” process unit. If you use the “other” process unit option, please provide a description of the other process unit in the optional process unit description column in the *EquipDetail* tab. The “other” process unit type option is intended to be used with process units known to emit HAP (e.g., process units with HAP limits in the facility’s operating permit and/or with quantified HAP emissions reported in an existing inventory). The “other” process unit option is not intended to suggest that facilities attempt to estimate traces of HAP emissions from process units that are not expected to be significant sources of HAP emissions.

Select the Product Line and Product associated with each process unit based on information supplied in the *Prod* tab. Individual process units should be listed once in the *EquipDetail* tab even if the same process unit is used to manufacture multiple products. Duplicate Process Unit IDs are not allowed because the EPA will use the information supplied in this tab to develop nationwide counts of the different types of PCWP process units. Data validation is included in the Process Unit ID column to prevent duplicate entries. Column G (Product Line) allows for write-in specification of multiple product lines, if needed. Enter each product line separated by a comma. For example, if “press 1” is used for two

product lines each labeled “PrimoEcoPanel” and “StandardPanel” then “PrimoEcoPanel, StandardPanel” can be specified in column G.

Enter information in the *EquipDetail* tab representative of the primary operating scenario with respect to process unit, APCD, and emissions release point configuration. If the description of an alternate operating scenario is pertinent, please make a note of the alternate operating scenario in the Comments column at the far right of the *EquipDetail* tab.

Air Pollution Control Device Information. The EPA is interested in knowing what APCDs are in place for each process unit regardless of whether the APCD is used as a material handling dust collector (such as a cyclone or baghouse), as a particulate matter (PM) control, or as an organic HAP control device. Knowing what equipment is in place for each process unit is essential for the EPA to characterize equipment trends on nationwide basis and to perform regulatory baseline and regulatory impact analyses.

If a process unit is uncontrolled, select “None” for the APCD 1 type and leave the APCD 1 ID column blank. Otherwise select the APCD type and provide an APCD ID for each control device. Provide APCDs in the order they appear in the control sequence for your process unit. The following APCD Type codes are included in the selection menu:

- None
- RTO - Regenerative Thermal Oxidizer
- RCO - Regenerative Catalytic Oxidizer
- TCO - Thermal Catalytic Oxidizer
- TO - Thermal Oxidizer
- PINC - Process incineration (incineration of 100% of the exhaust in a combustion unit such as a boiler)
- SINC - Partial process incineration (incineration of a portion of the exhaust in a combustion unit)
- BIO – Biofilter or Bioscrubber
- WESP - Wet Electrostatic Precipitator
- ESP - Dry ESP
- BH - Baghouse
- MC - Multiclone
- CYC - Cyclone
- RBP - Rotary bed protector
- SCBR - Wet scrubber
- EFB - Electrified filter bed
- SF - Sand filter
- Other: {specify}<sup>1</sup>

<sup>1</sup> Replace the word “{specify}” with a description.

Notes for the APCD columns:

- You may omit product recovery cyclones that precede other air pollution controls from the APCD columns (e.g., where furnish exiting a dryer is collected in a cyclone that vents to another control device). Product recovery cyclones are understood to be in place, and the subsequent controls are of interest.
- If you have APCDs in parallel, provide both of them and add a note in the Comments column to explain the configuration (for example, if WESP-a and WESP-b each control a portion of dryer-1



exhaust, label WESP-a as APCD 1 and WESP-b as APCD 2 in the APCD type and ID columns and note the WESPs are arranged in parallel in the comments column).

- Consider the predominant venting mechanism for the process unit when identifying APCDs. For example, include dust control baghouses for former pick up points in the APCD columns for the formers. You may find it helpful to review the instructions for identifying emission release points below before completing the APCD columns.

Specify the overall type of Air Pollution Control System in column Q using combinations of the APCD type codes, as needed. For an uncontrolled process unit, select “None.” For a combination of controls, indicate the types of controls in the sequence, such as a “WESP/RTO” system. For systems with process units and/or controls in parallel, such as four dryers venting to four multiclones, two WESPs and two RTOs, you should enter the overall air pollution control system sequence (i.e., MC/WESP/RTO), regardless of the number of parallel units.

Emission Release Point Information. Enter the “Total Number of Emission Release Points” for each process unit. Emission release points are each stack, vent, or a fugitive emissions release from a process unit. The number of emission release points triggers conditional formatting in the Emission Release Point ID columns to indicate the number of IDs required. Some common process unit, control, and release point configurations are described below.

*Note:* You may find it helpful to review the *ReleasePt* tab instructions for selection of a release point type prior to assigning Emission Release Point IDs.

Multiple process units ducted to a single release point. You should list each process unit on a separate row in the *EquipDetail* tab even if the exhaust from the process unit is ducted to a common release point. For multiple process units ducted to the same release point, list each Process Unit ID (and corresponding APCD ID) separately but enter the same Emission Release Point ID.

For example, for dryers venting into a press enclosure, the APCD ID specified for the dryer should be the same as the press APCD ID. The same Emission Release Point ID should be provided for the press and the dryer exhaust stream vented through the press enclosure and out through the press control device.

Single process unit with multiple release points. If the process unit has multiple *uncontrolled* vents or stacks then you should list the process unit on one row, specify the APCD type (“None” for uncontrolled stacks), specify the number of release points, and provide the release point IDs in columns S through W.

If a single process unit has multiple release points with different controls (or some release points controlled and others uncontrolled), you should enter the process unit on one row in the *EquipDetail* tab using one Process Unit ID. Specify the applicable APCD ID(s) and APCD types for the process unit, using the Comments column to describe the configuration for the differently controlled and/or uncontrolled portions of the process unit. Add all the applicable emission release point IDs for the process unit. This will allow the Process Unit ID to prepopulate into the appropriate unit tab as one process unit, while each separate Emission Release Point ID will parse into the *ReleasePt* and *HAP Emissions* tabs for further point-by-point description. Each APCD ID will prepopulate into the *APCD* tab.

Process units with more than five emission release points. Space for five Emission Release Point IDs has been provided in the *EquipDetail* tab with the expectation the nearly all PCWP process units have or can be characterized with five or fewer emission release points. If there are more than five emission release points, particularly if the release points are uncontrolled vents located close to one-another, such as on a lumber kiln or veneer dryer cooling section, you may group these emission release points into one Emission Release Point ID. For example, if there are four roof fans near each other on a dryer cooling section you may label one release point “cooling” to represent the gas flow from all four fans). Another example would be specifying three emission release points for a 9-zone oven with uncontrolled zones a-b, followed by controlled zones c-e, followed by uncontrolled zones f-i.

The number of release points specified (and later detailed in the *ReleasePt* tab) will impact dispersion modeling, but grouping release points is acceptable if the HAP emissions from the release points are low and expected to be inconsequential in risk modeling. It is suggested that you review the *ReleasePt* tab instructions for selection of a release point type prior to grouping Emission Release Point IDs.

As a last resort, if there are more than five emission release points that are not reasonably grouped due to relatively high process unit HAP emissions and different controls or characteristics, then you should break the process unit into multiple rows in the *EquipDetail* tab to accommodate all the release points. For example, a large conveyor-type dryer with 10 release points could be broken into “dryer north end” and “dryer south end” to accommodate all the 10 emission release points. This approach will prepopulate both the “dryer north end” and “dryer south end” into the *ConvDry* tab where you should use the *ConvDry* comments column to explain.

#### **Tips of the Number of Emission Release Point IDs**

- For every Emission Release Point ID specified in the *EquipDetail* tab, you will be asked to provide release parameters and coordinates in the *ReleasePt* tab plus emissions estimates by process unit and pollutant in the *HAP Emissions* tab. For very-low-emitting process units with numerous release points or for fugitive emissions emanating from numerous building vents, you should balance the number of Emission Release Point IDs specified in *EquipDetail* with the level of detail you can feasibly provide in later tabs. Reviewing the emission release point types in the instructions for the *ReleasePt* tab may help you identify ways to group numerous related vents into fewer Emission Release Point IDs. You may want to pick the closest building vent for a low-emitting process unit emitting fugitives into the building instead of identifying all possible building vents. For higher-emitting sources, it is generally better not to group emission release points because providing details for all points will improve the dispersion modeling.
- To improve spreadsheet calculation speed, the *HAP Emissions* tab was designed to hold 100 Emission Release Point IDs instead of the theoretical maximum of 500 Emission Release Point IDs that can potentially be entered into the *EquipDetail* tab. Facilities are not expected to have more than 100 Process Units or more than 100 Emission Release Point IDs. The number of Emission Release Point IDs entered are counted in *EquipDetail* Row 5, Column S. Although not expected, should a facility need space for more than 100 Process Units or more than 100 Emission Release Points, please contact the EPA at [pcwpicr@epa.gov](mailto:pcwpicr@epa.gov) to obtain an expanded version of the spreadsheet prior to proceeding beyond the *EquipDetail* tab.

Process units that are not vented. Include process units that are not vented in the *EquipDetail* tab by specifying a Process Unit ID as for any other process. Enter zero (0) for the total number of emission release points. Do not enter an Emission Release Point ID. Indicate in the “comments” column that the process unit is “not vented.”

Process units vented into the building. Include process units that vent into a building in the *EquipDetail* tab, and enter “BLDG” in the Emission Release Point ID column. Select “Vented into building (fugitive source)” from the menu in the “Uncontrolled Process Unit Emission Routing and Control Configuration” column.\* If there are multiple building vents with emission releases to be characterized for the process unit, you may enter BLDG1, BLDG2, etc. The same building vents should be listed as Emission Release Point IDs for all process units that impact emissions from the building vent.

Process units with fugitive emissions. Include process units with fugitive emissions in the *EquipDetail* tab, and include an Emission Release Point ID to represent the fugitive emissions. If a process unit produces both fugitive emissions and emissions that are emitted through a conveyance, then you need to specify the fugitive emissions in a separate “Emission Release Point ID” column (e.g., as a “single process unit with multiple release points” as described above.\*

\*Note that the predominant venting mechanism is to be described. Incidental fugitives or small amounts of dust escaping from equipment in the building such as sanders, saws, or blender transfer points is not of interest when the process unit has a material/dust collection system that may be considered the primary and predominant means of collecting and ventilating emissions from the process unit. Units labeled “BLDG” or as fugitive sources are those with no primary means of collecting and ventilating the process unit. For example, if there are some incidental fugitive emissions within the building because of blended material being transferred, but the blender also has a dust collection system, you only need to list the dust collection system associated with the blender and you are not required to list the insignificant, incidental fugitive emissions associated with transferring blended material.

Bypass stacks. Do not include data for bypass stacks or control system bypasses in the *EquipDetail* tab, but do include them in the process flow diagram. In addition, you are asked to provide a maximum short-term emission rate (lb/hr) for each process unit in the HAP Emissions tab, which could reflect bypass emissions.

Process units routed to a boiler/combustion unit for emissions control. Choose PINC or SINC for the APCD type depending on the amount of PCWP process unit exhaust controlled (PINC for 100% control and SINC for partial control), and enter a combustion unit ID for the boiler (or other type of combustion unit) in the APCD ID column. Provide the Emission Release Point ID(s) for the boiler/combustion unit stack(s).

For example, when press exhaust is used as direct-fired dryer burner makeup air and subsequently combusted in the dryer burner, the dryer burner is a form of process incineration (PINC or SINC). The APCD ID for the press should be the dryer process unit ID or dryer burner combustion unit ID (if the combustion unit is separate from the dryer). The press Emission Release Point ID should be the same as the dryer Emission Release Point ID.

Alternate controls. Alternate (or backup) controls include alternative controls used when gas flow from a process unit is diverted from the primary control device to a less frequently used control device as part of a routine operating scenario. If the facility has such a system, please enter a separate APCD ID for the system in addition to the primary APCD ID(s) and describe the typical use circumstances in the “Comments” column of this tab. Similarly, you could enter a separate Emissions Release Point ID for the alternate control that will prepopulate into the *ReleasePt* and *HAP Emissions* tabs for further specification and inclusion in the risk modeling.

Wastewater/process water operations. Complete the questions in *EquipDetail* for any wastewater (or process water) operations that are closed and/or vent through a conveyance, or are potential sources of fugitive HAP emissions. Include wastewater/process water operations that are potential sources of HAP emissions and/or participate in biological degradation of HAP to prevent HAP emissions. Wastewater operations may include individual treatment units that reduce HAP within wastewater treatment plants (WWTP), or enhanced biological treatment units. You may aggregate multiple treatment units with similar venting characteristics within a single “wastewater operations” entry in the *EquipDetail* tab. For example, if the entire wastewater treatment system is a fugitive source, you may choose to include it on one row of the *EquipDetail* tab. Do not include sewage handling equipment.

**What if I need to remove or add a process unit and/or emission release points after working past the *EquipDetail* and *ReleasePt* tabs?**

If you have already completed the *ReleasePt* tab or subsequent tabs and you later decide to remove a Process Unit or Emission Release Point from the *EquipDetail* tab, you have two choices:

- (1) Remove the process unit and/or emission release point and use paste values to adjust the alignment of data in subsequent tabs impacted by the change (including *ReleasePt*, *HAP Emissions*, and process-specific tabs); or
- (2) Label the Process Unit ID and/or Emission Release Point ID with “[REMOVE]” to prevent any misalignment of rows in the *ReleasePt* and subsequent tabs. The EPA will remove Process Units and Emission Release Point IDs labeled in this manner when the EPA compiles its data base from the ICR responses.

Ex: To remove Process Unit ID “Dryer1” and its Emission Release Point ID “Dryer1Ep1” label these IDs “Dryer1[REMOVE]” AND “Dryer1Ep1[REMOVE]” in columns D and S-W (as applicable).

Additional Process Units and associated Emission Release Points may be added to the bottom of the *EquipDetail* tab without risk of misalignment of data previously entered in subsequent tabs.

If you already listed a Process Unit on row 5, but would like to add more Emission Release Points to it after completing the *ReleasePt* tab, then you could flag the Process Unit ID and Emission Release Point IDs on row 5 for removal in the *EquipDetail* tab (i.e., label them “[REMOVE]” as described above) and then add the Process Unit and corrected Emission Release Point ID to the bottom of the *EquipDetail* tab.

Operations and Emissions Testing. In the Operations section of the *EquipDetail* tab, you are asked to provide an estimate of the 2016 operating hours for the process unit. The EPA will use this value in regulatory impact calculations.

You are also asked for more details regarding how each process unit is vented. These questions will be particularly helpful for the EPA as we consider miscellaneous process units that do not already have emission limits under the PCWP NESHAP. The EPA is interested in whether these units are currently

configured to capture HAP emissions, and whether process units are isolated from other process unit HAP emissions. Process units that are not isolated from other process units may have comingled HAP emissions. The questions in columns Y through AA are intended to help the EPA understand the types of process units where non-isolation of emissions is an issue.

In column Y, you are asked to indicate yes/no whether emissions from an uncontrolled process unit are captured through an enclosure or conveyance for discharge to the atmosphere. Uncontrolled process units are those you labeled with APCD = None.

In column Z, you are asked to indicate if uncontrolled process units are:

- Vented to atmosphere (uncontrolled),
- Vented into building (fugitive source), or
- Fugitive source (outdoor)

If none of these configurations apply, please leave the column blank and add a note in the “comments” field to describe the configuration.

In column AA, you are asked to indicate by selecting “yes” or “no” whether emissions from the process unit are isolated from other process units that produce HAP emissions. If you answer “no,” indicating that the HAP emissions from process unit may be comingled with HAP emissions from another process unit, then you are asked to explain how other process unit emission points may be contributing to emissions in column AB. As a guideline, a process unit is considered to be isolated from other process unit emissions when: (1) there are no physical connections between ventilation systems and/or material collection systems; or (2) there is no mechanism for collection of significant amounts of point or fugitive emissions from other process units.

The Emissions Testing section of the *EquipDetail* tab asks if the process unit has a stack suitable for gas flow measurement in order to assess whether different types of process units are already configured to allow for emissions testing.

Resins. Indicate whether the process unit processes wood containing resin, also referred to as adhesive in this survey. This will allow the EPA to quickly identify post-resin application process units in the inventory.

COMS. The EPA is requesting that you indicate whether you installed a continuous opacity monitoring system (COMS) on APCD controlling process units regulated under the PCWP NESHAP. As an example, if you use a combustion device with COMS as an add-on control to demonstrate compliance with the PCWP NESHAP, answer “yes” to this question. If you answer “yes,” also provide the opacity limit from your operating permit on the *Permit* tab.

Rule Compliance. Use the drop-down menus to respond to the questions regarding the PCWP compliance options and work practices used to demonstrate compliance with the PCWP NESHAP. You only need to select one of the compliance options even if you can demonstrate compliance with more than one of the PCWP compliance options. Select the option associated with your most recent compliance demonstration. Choose “NA” if no compliance option applies under the PCWP NESHAP. The menu choices are as follows:

- NA
- Work Practice Only

- Production Based Compliance Option (PCWP Table 1A)
- Emissions Averaging
- Reduce emissions of total HAP, measured as THC (as carbon) by 90 percent (PCWP Table 1B option 1)
- Limit emissions of total HAP, measured as THC (as carbon), to 20 ppmvd (PCWP Table 1B option 2)
- Reduce methanol emissions by 90 percent (PCWP Table 1B option 3)
- Limit methanol emissions to less than or equal to 1 ppmvd if uncontrolled emissions  $\geq$  10 ppmvd (PCWP Table 1B option 4)
- Reduce formaldehyde emissions by 90 percent (PCWP Table 1B option 5)
- Limit formaldehyde emissions to less than or equal to 1 ppmvd if uncontrolled emissions  $\geq$  10 ppmvd (PCWP Table 1B option 6)

Similarly, you are asked to list any applicable work practices that you must demonstrate compliance with under the PCWP NESHAP. The menu choices are as follows:

- Work Practice for Dry Rotary Dryers (PCWP Table 3 option 1)
- Work Practice for Hardwood Veneer Dryers (PCWP Table 3 option 2)
- Work Practice for Softwood Veneer Dryers (PCWP Table 3 option 3)
- Work Practice for Veneer ReDryers (PCWP Table 3 option 4)
- Work Practice for Group 1 miscellaneous coating operations (PCWP Table 3 option 5)
- NA

If emissions averaging is used, provide a short description of the emissions averaging approach, indicate whether the process unit listed in the row is a debit or credit generating source in the emissions average, and submit a copy of the Emission Averaging Plan (EAP) required under §63.2280(f) with your survey responses if the EAP is not already included in the facility permit (also submitted with the survey response). In an emissions average:

- “Debit” sources are process units that are required to meet the emission limits in Table 1B to Subpart DDDD of Part 63.
- “Credit” sources are process units that are over-controlled in order to offset emissions from “debit” sources that are either not controlled or under-controlled.

If the facility uses the production based compliance option (PBCO), you are asked to describe any methods used to meet the PBCO such as pollution prevention measures (P2), use of low-HAP resins, or other measures. If your process unit meets the PBCO simply because it is inherently lower-emitting without the use of any deliberate P2 measures, select “no P2 measures required.”

#### **d. Release Point Detail (*ReleasePt*) tab**

The purpose of the *ReleasePt* tab is to gather details on the conditions and location of HAP emissions releases. These details will be used in the residual risk assessment. As noted in Section D2 above, you are asked to supply an emission release point map displaying the location of each Emission Release Point ID specified in the *ReleasePt* tab. Accurately accounting for emission release location and characteristics improves the accuracy of the risk modeling.

### A Note About Emission Release Parameters

Please pay particular attention when entering emission release point parameters and locations (latitude/longitude). These data are critical inputs to the modeling files that EPA will use to determine the risk profile for the residual risk review process.

Valid parameters for the physical characteristics of each emission release point are necessary to correctly place facility release points and associated emissions into vertical layers for proper air quality modeling. Gaussian dispersion models use stack parameters to characterize the plume. The ambient concentration at ground level is inversely proportional to the plume height (i.e., ground-level concentration decreases with increasing plume height). The plume height is a function of the actual physical release height (stack height) and the plume's rise due to buoyancy and momentum. Plume rise is a function of the plume's exit gas velocity, volumetric flow, and release temperature. Different plume heights can result in different ambient concentrations and resulting risks. The plume height is related to the type of emission point release.

As noted in the instructions for *EquipDetail* above, there may be one or more emission release points for a given Process Unit ID. There may also be multiple Process Unit IDs ducted to the same Emission Release Point ID. The *ReleasePt* tab is prepopulated with Process Unit IDs and Emission Release Point IDs (referred to as "Release Point IDs") from the *EquipDetail* tab. For each combination of Process Unit ID and Release Point ID, you will specify emission release parameters (e.g., stack gas parameters or fugitive release parameters), and longitude/latitude coordinates in the *ReleasePt* tab. You must complete all appropriate fields for each Release Point ID.

*Note:* Later, in the *HAP Emissions* tab, you will specify emission rates using a separate row for each pollutant and each combination of Process Unit ID and Release Point ID. Information from the *ReleasePt* and *HAP Emissions* tabs will be used to construct the EPA's residual risk modeling file.

Release Point ID. Review the prepopulated Release Point IDs and note if any of your IDs are duplicated because they are associated with multiple process units. Duplicate Release Point IDs appear in bold purple. With the exception of the source classification code (SCC), which can vary by process type, you should **enter the exact same information for every instance of a duplicated Release Point ID** in the *ReleasePt* tab. This includes the same emission release point type, release parameters, and coordinates.

Source Classification. Select the source classification code (SCC) that best represents the process and emission release point. Some process unit types have multiple SCCs for different release points. For example, veneer dryers have separate SCCs for heated and cooling zones. **Appendix 8** provides a list of the SCCs for PCWP process units grouped by product type. Once you key in an SCC code, its description appears in the next column. Please use the description as a check that the proper SCC was entered.

Use the SCC that best describes your process and avoid using generic not-elsewhere-classified (NEC) SCCs whenever possible. If you do not find an SCC that matches your process unit, and you use the NEC SCC, then write a "Process Unit Description" in the comments column of the *ReleasePt* tab. You may use an NEC SCC for PCWP wastewater operations.

The SCCs will be used by the EPA to group similar process units and draw conclusions regarding the emission levels and residual risk associated with each type of process unit. Proper assignment of SCCs



OMB Control No. \_\_\_\_-\_\_\_\_  
Approval Expires \_\_/\_\_/\_\_

will allow the EPA to pinpoint process unit types that need to be examined in more detail for residual risk rulemaking. The SCC codes for the PCWP industry were updated within the past 5 years to include more descriptive codes and to provide some guidance on which codes should be used for certain equipment types.

If you plan to use the provisional calculations described in Section D4b of these instructions, you will want to give special attention to SCC selection because the SCC codes have been paired with the most applicable publicly-available emission factors for use in the provisional calculations, as shown in **Appendix 8**. See Section D4b for more information on the provisional calculations.

Emission Release Point Type. Each emission release point is characterized by an emission release point type code. Emission release point type codes 08 through 10 apply for fugitive emission sources, while other emission release point type codes (02 through 06) apply for point source (e.g., stack) releases. The emission release point type codes are as follows:

- |  |                                 |
|--|---------------------------------|
| 02 – Vertical  | 08 - Fugitive Vent              |
| 03 – Horizontal  | 09 - Fugitive Two-dimensional   |
| 04 - Goose Neck  | 10 - Fugitive Three-dimensional |
| 05 - Vertical with Rain Cap  |                                 |
| 06 - Downward-facing Vent  |                                 |
| 07 – Fugitive Area. Not used for new data.<br>Reserved for historical data. <sup>6</sup> |                                 |

Different emissions release parameters must be specified for different emission release point type codes. The *ReleasePt* tab contains conditional formatting to guide you through which parameters are required for each emission release point type code. The instructions below and in the *ReleasePt* tab provide specific criteria pertaining to each release point type. The worksheet also contains data validations to alert you if you enter a value that does not match the required criteria used by the EPA for constructing residual risk modeling files. You are not required to populate cells that are shaded black. The black shading appears based on the Emission Release Point Type selected. Table 5 summarizes the parameter requirements for each emission release point type and provides examples of PCWP process units that might be characterized with each emission release point type.

---

<sup>6</sup> Historical data (if available) from the NEI for emission release point type “07-fugitive area” would have included a fugitive length, width and angle with the longitude/latitude coordinates reported at the southwest corner. The fugitive area emission release point type 07 is being phased out. It is suggested that facilities reviewing historical NEI data for reference in compiling their ICR response, replace their fugitive area release type with the most representative fugitive release type from 08 through 10.

**Table 5. Summary of Required Parameters for Different Emission Release Point Types**

<b>Fugitive Parameter</b>	<b>Point (stack) sources</b>	<b>Fugitive Vent Source</b>	<b>Fugitive Two-Dimensional Source</b>	<b>Fugitive Three-Dimensional Source</b>
Emission Release Point Type Code(s)	02 to 06	08	09	10
Fugitive Length (ft)	NA	NA	NA	NA – only a single side required
Fugitive Width (ft)	NA	NA	Required >0	Required >0
Stack Diameter (ft)	Required < release height and between 0.1 - 100	0.003 (Default)	NA	NA
Exit Gas Velocity (ft/sec)	Required ≥ 0	0.0003 (Default)	NA	NA
Exit Gas Flow Rate (cu ft/sec)	Calculated based on velocity and stack diameter assuming round stack	0 (Default)	NA	NA
Release Height (ft)	Required between 1 - 1300. Use 1 for ground-level releases.	Required >0	Release height required >0	Required >0 (Top of Three-Dimensional Source)
Exit Gas Temperature (F)	Required >50	Required >50	NA	NA
Latitude and Longitude (in decimal degrees)	Required	Required	Two sets of lat/long for the midpoints of opposing sides of source	Required, center of source footprint
Point and Fugitive Source Examples in the PCWP industry	APCD stack, powered press vent, powered building vent	Source area <10 ft <sup>2</sup> Single roof vent/opening/window for building fugitives	Source area >10 ft <sup>2</sup> Wastewater pond, elongated building roof vent, lumber kiln roof vents grouped into one rectangular emission release point	Entire building with multiple release points on walls and/or roof, lumber kiln with numerous wall leaks and roof vents, each end of a continuous lumber kiln where venting occurs

**Release Parameters.** The release parameters exit gas temperature (°F) and release height (feet) apply for both the fugitive and stack emission release point type codes. The exit gas temperature is not used for emission release point type codes 09 and 10, so these are blacked out. Generally, the higher the release height, the greater the dispersion of air emissions, which in turn leads to reduced risk to the surrounding population. The EPA will develop and apply conservative default release height parameters based on the ICR responses received from other facilities if you do not provide this information.

Stack gas parameters. Additional point source (e.g., stack) gas parameters to be specified for emission release point type codes 02-06 include stack diameter, exit gas velocity, and gas flow rate (in acfm). You are asked to provide typical or representative values based on information you have in hand. For example, if you have a one-time measurement of these parameters (e.g., from a stack test), then you could use that measurement. If you have continuous monitoring data, then you may choose to use the annual average for the parameter. If you have periodic monitoring data (e.g., quarterly data), then you may average the quarterly data for the year. If you do not provide this information, then the EPA will use conservative default parameters. Please ensure that you specify positive, non-zero temperatures for your emission releases. Ambient temperature is considered to be 72°F.

You are asked to specify the moisture content of the exhaust gas stream (which along with stack gas temperature will allow the EPA to convert to units of dscfm for use in various analyses separate from the residual risk review). Measured values for the exhaust gas moisture content are desired (e.g., from prior stack tests or engineering tests). If exhaust gas moisture has not been measured, then you may leave the value blank. The worksheet calculates the gas flow rate in cubic feet per second (cu ft/sec), which is needed for the risk modeling.

*PCWP Notes:*

- Circular baghouses that vent 360 degrees around the sides of the baghouse can be treated as stack emission sources using Release Point Type Code 03-Horizontal. Codes 02 or 06 may also be appropriate depending on the direction of the gas flow. The equivalent diameter can be approximated considering the vented area, but must meet the criteria in Table 5.
- Baghouses with side mount vents could use Emission Release Point Type Code 03-Horizontal. The equivalent diameter can be approximated considering the vented area, but must meet the criteria in Table 5.
- Outdoor process units with no gas flow rate can be treated as fugitive sources.

Fugitive parameters. When selecting fugitive Emission Release Point Type Codes (08-10), you are strongly encouraged to provide the actual release height and fugitive dimensions (particularly length and width, when required) because these parameters will result in more accurate dispersion estimates when risk modeling is performed. There are three different types of fugitive releases described below: fugitive vent sources, fugitive two-dimensional sources, and fugitive three-dimensional sources.

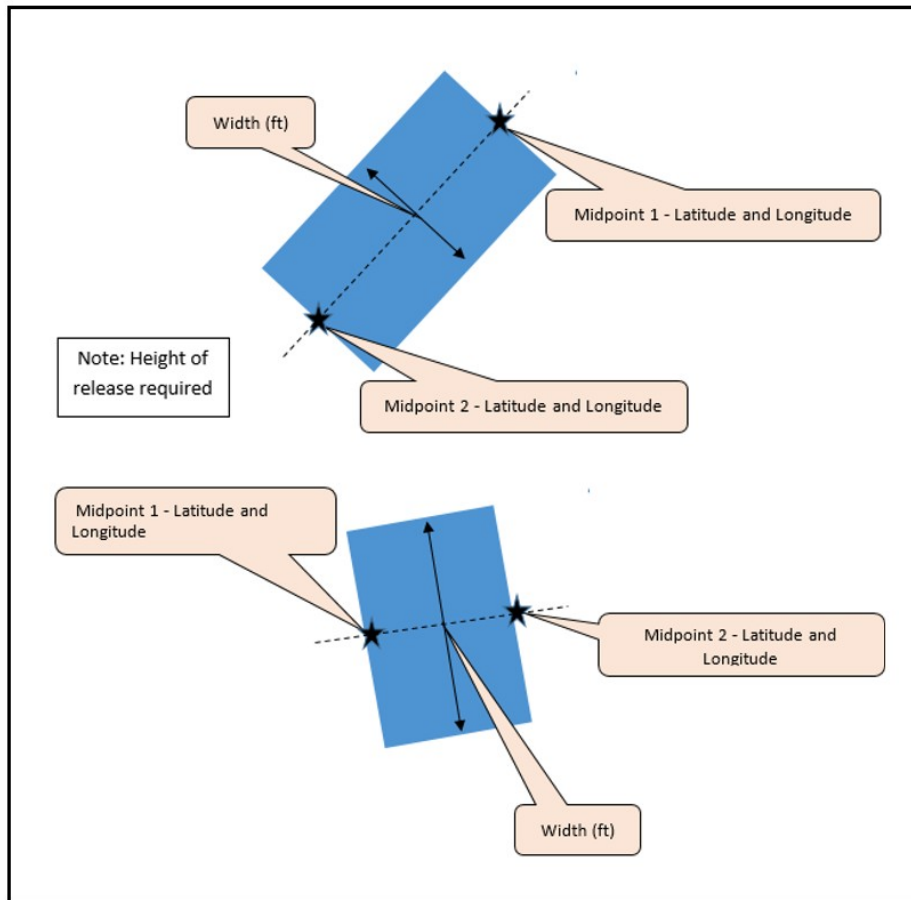
***Fugitive vent sources (08)*** are fugitive emission releases from a single point, such as building fugitives from a single roof or wall vent less than 10 square feet in size. The gas exiting a fugitive vent has a minimal flow rate. If the velocity/flow rate of the gas through a roof vent is significant, you should consider choosing an Emission Release Point Type Code for a point source instead. Certain defaults for fugitive vent releases will be set for risk modeling and cannot be changed. The defaults for stack diameter (0.003 ft), velocity (0.0003 ft/sec), and flow (0 cu ft/sec) are set to indicate essentially no flow. Emissions from fugitive vent sources are not as dispersed as emissions from the other types of fugitive releases.

Fugitive vent sources are modeled as a single point with a longitude and latitude. Fugitive vent sources do not require a fugitive length or width. The exit gas temperature is required and must exceed 50°F for fugitive vent sources.

***Fugitive two-dimensional sources (09)*** are fugitive emission releases on one plane, such as an elongated roof vent larger than 10 square feet in size or a wastewater holding pond. Fugitive two-

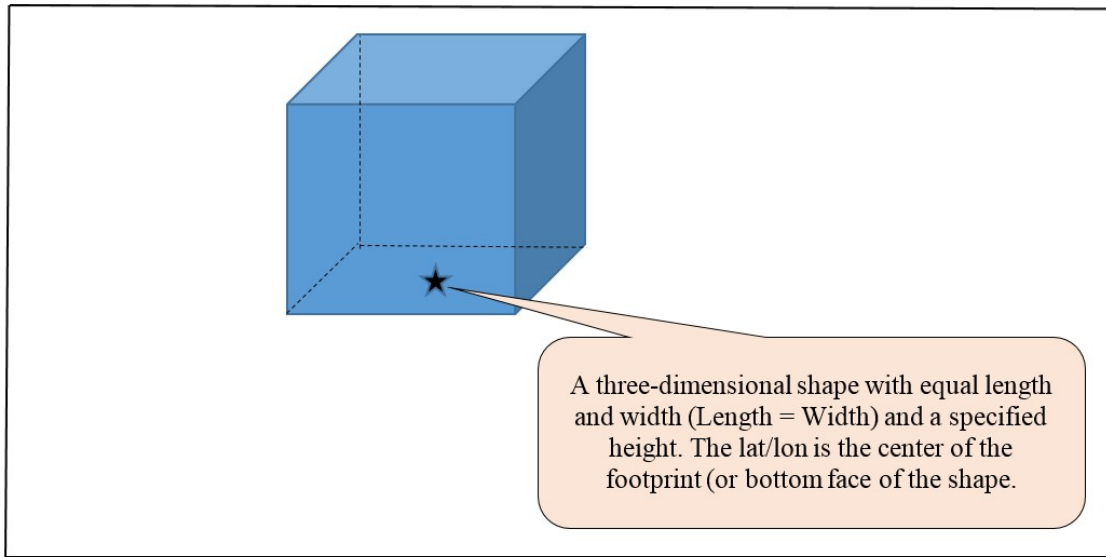
dimensional sources are modeled as rectangles with latitude and longitude reported at the midpoints of two opposing sides of the source and a width reported as the distance between the two remaining sides of the source. In other words, the width is perpendicular to the line between the two midpoints. For irregularly shaped sources, first create a rectangle that best approximates the shape of the actual source, then determine the parameters described above. The fugitive length column of the tab does not apply for fugitive two-dimensional sources.

Figure 3 is a depiction of fugitive two-dimensional source parameters. The black stars show the location of the midpoints, for which the latitude and longitude are entered. The solid black line with arrows at each end shows the location at which fugitive width is measured.



**Figure 3.** Graphical view of the latitude/longitude and fugitive width for fugitive two-dimensional sources.

**Fugitive three-dimensional sources (10)** have multiple release vents, such as a building with many wall and roof vents or an outdoor material storage pile. Fugitive three-dimensional sources are modeled as rectangular prisms with latitude and longitude reported at the center of the footprint and a length reported as the side of the footprint of the source. Fugitive width is equal to the length for fugitive three-dimensional sources. Figure 4 is a depiction of fugitive three-dimensional source parameters.



**Figure 4.** Graphical view of the latitude/longitude and fugitive length for fugitive three-dimensional sources.

Longitude/latitude coordinates. You are asked to provide the longitude/latitude for each emission release point. The longitude/latitude coordinates should correspond with the actual location of each emission point (e.g., the location of each stack—not the general street address of the mill). For point sources and fugitive vent sources (codes 02 through 08), longitude/latitude is specified at the center of the emission source. For fugitive two-dimensional sources (code 09), longitude/latitude is specified at the midpoints of two opposing sides of the fugitive two-dimensional source. For fugitive three-dimensional sources (code 10), longitude/latitude is specified in the center of the footprint of the square base. The EPA requires longitude/latitude for each emission point provided in North American Datum (NAD) 83 with 6 digits to the right of the decimal point. The EPA suggests using an online satellite map of your facility to identify longitude/latitude coordinates for each release point.

Longitude is a measure in decimal degrees of the angular distance on a meridian east or west of the prime meridian. Longitude is a negative (-) data point for North America (Example: -123.123456). Latitude is a measure in decimal degrees of the angular distance on a meridian north or south of the equator. Latitude is a positive (+) data point for North America (Example: +45.123456). In this format, minutes and seconds are represented as a decimal fraction of one degree. Therefore, coordinates containing degrees, minutes, and seconds must first be converted using this formula (or using conversion tools freely accessible online):

$$\text{decimal degrees} = \text{degrees} + \frac{\text{minutes}}{60} + \frac{\text{seconds}}{3600}$$

Example conversion of 45 degrees, 7 minutes, 24 seconds to decimal degrees:

$$45.123333 \text{ degrees} = 45 \text{ degrees} + \frac{7 \text{ minutes}}{60} + \frac{24 \text{ seconds}}{3600}$$

### **e. Permit Limits (*Permit*) tab**

Permit limits for each process unit listed in the *EquipDetail* tab should be entered in the *Permit* tab. The list of process units from the *EquipDetail* tab are prepopulated in the *Permit* tab. Leave the rows in the *Permit* tab blank for any process units with no requirements under the PCWP NESHAP or air permit limits. You are asked to provide emission limits for HAP, VOC and PM.

In the *Permit* tab, you are asked for information regarding the test method used to demonstrate compliance with the PCWP NESHAP during the most recent test. The PCWP compliance option used to demonstrate compliance during the most recent test is prepopulated from the *EquipDetail* tab for reference.

The tab also requests information on any HAP permit limits for HAP other than the six total HAP defined in the PCWP NESHAP (acetaldehyde, acrolein, formaldehyde, methanol, phenol or propionaldehyde). If HAP or VOC limits are provided in multiple formats in your permit, please provide limits in the following units of measure (in order of preference): concentration, lb/production, mass/time. Please indicate units of measure for permit limits as specifically as possible. For example, if concentration limits are specified as “ppm” or “ppmv” instead of “ppmvd,” use the limits as specified in your permit. Include any oxygen correction factors (% O<sub>2</sub>). VOC concentration limits should note whether they are on a carbon basis (i.e., “as C”) or some other basis. Menu choices include THC as C, THC as propane, Method 25A THC plus certain added HAP, nonmethane VOC, or you may specify another basis included in your permit.

In columns S through T, filterable PM limits are requested in units of concentration (gr/dscf) with the permit limit PM size fraction noted. If your permit contains PM<sub>10</sub> or PM<sub>2.5</sub> size fraction limits with or without condensable PM (CPM), you are asked to provide the smallest of the size fraction limits including CPM if applicable in columns U through X. “Primary PM<sub>10</sub>” and “Primary PM<sub>2.5</sub>” are provided as menu choices for limits including CPM based on EPA Method 201 (or 201A) combined with Method 202.

Permit limits of most interest to the EPA are concentration limits (ppmvd, gr/dscf, etc.), percent reduction, mass per unit production (lb/ton of material throughput, etc.) because these limits can be compared from facility to facility independent of process unit or facility capacity. The EPA will use the permit limit information you supply in comparing permit limits across similar process units nationwide. Please note:

State mass-based limits: Mass emission rate limits (lb/hr or tpy), or limits based on state-only required modeling, are not being requested unless this is the only way in which limits are specified in the permit. The EPA is most interested in state permit limits that are more stringent than those limits in federal rules (e.g., PSD Avoidance or BACT limits).

Submit a copy of permit: Attach an electronic, searchable copy of the operating permit with your survey response.

### **f. Resin and Tank (*Resin and Tank*) tabs**

In the *Resin* tab, you are requested to provide information that should be in your Safety Data Sheets (SDS) for resins and HAP-emission-altering resin additives (e.g., formaldehyde scavengers) used to manufacture PCWP. You do not need to include details for waxes or other non-HAP, non-adhesive

additives in either the *Resin* or *Tank* tabs. Enter a Resin ID for each type of resin used at the facility. The Resin ID is used to link to the *Tank* tab and must exactly match between the *Resin* and *Tank* tabs. The following resin type selections are included in the *Resin* tab:

- PF: phenol-formaldehyde
- UF: urea-formaldehyde
- MF: melamine-formaldehyde
- MUF: melamine-urea-formaldehyde
- MDI: methylene diisocyanate (includes pMDI)
- PVA: polyvinyl acetate
- PRF: phenol/resorcinol formaldehyde
- Other: {specify}

If necessary, specify any key resin types used by the facility that are not included in the list above. List each unique resin on one row. Slight variations in the same general type of resin need not be listed separately (e.g., slight variations in UF resins), but resins used in different product lines (as indicated in the *Prod* tab) or resins of significantly different formulation should be listed on separate rows. Only marked differences in resin types are of concern; you need not report every tweak of a resin for customer preferences, mill trial, or seasonal adjustment as a separate resin type. To minimize the number of resins reported, you should report the worst-case, most-conservative formulation for a particular resin (e.g., formulation with the highest formaldehyde content) to account for routine variations in the HAP content for that resin. HAP scavengers (such as urea, ammonia, etc.) are additives of interest because they reduce HAP emissions from resins. To describe the type of HAP scavenger, select the “Other: {specify}” option in the drop-down menu. Then in the formula bar, select the text “{specify}” and overwrite it with the type of HAP scavenger.

Enter the information requested regarding use of the resin in the panel face or core (or throughout the whole panel), whether the resin is applied to the furnish in powdered or liquid form, the resin percent solids, HAP percentages, and possible lower-HAP substitutes for the resin. Please provide HAP percentages reported in your SDS or that are otherwise readily available. Indicate “UK” for “unknown” if HAP percentages are not available and cannot be reasonably obtained. Note that the percent-value provided in some SDS may not be well-defined. The EPA is specifying that resin percent solids and HAP percentages be provided *by weight* to ensure we are receiving data on a consistent basis. If your SDS includes “less-than” percentages of HAP by weight, please include the less-than sign in your response (e.g., report “<1%” formaldehyde). Resin HAP content is of interest to the EPA because it may be a consideration for miscellaneous process unit work practices downstream of resin application. Please use the “Comments” column should you have any comments or caveats regarding the information provided in the *Resin* tab.

The first columns of the *Tank* tab will be prepopulated to list resin storage tanks you included in the *EquipDetail* tab. Except for HAP scavengers, non-HAP-containing resins or additives are not required to be included in the *Tank* tab since they have no HAP emissions to model. Each tank with a HAP containing resin or additive (or any scavenger) should appear on one row. Select the type of tank from the menu and provide the parameter requested. If the facility has modeled emissions from the tank process unit with TANKS or a similar software package, you may choose to provide a copy of the emission estimates (optional).

### **g. Dryer (*VeneerDry*, *RotaryDry*, *TubeDry*, *ConvDry*, *LKiln*, and *DFDryFuel*) tabs**

Five tabs are provided for the different dryer types commonly found in the PCWP industry: veneer dryers, rotary dryers, tube dryers, conveyor strand dryers, and lumber kilns. The *VeneerDry* tab is to be



completed by any facility operating hardwood or softwood veneer dryers. Veneer dryers are commonly found at veneer, plywood, or certain EWP facilities. The *RotaryDry* tab applies for facilities that operate rotary strand dryers, green rotary dryers, dry rotary dryers, or rotary agricultural fiber dryers. Rotary dryers are commonly found at OSB, LSL, and particleboard facilities. Conveyor strand dryers which are covered in the *ConvDry* tab are also found at OSB or LSL facilities. The *TubeDry* tab applies for facilities that operate single-stage or multi-stage tube dryers. Tube dryers are typically found at hardboard, MDF, or particleboard mills. The *LKiln* tab applies for hardwood and softwood lumber kilns found at any type of facility. Lumber kilns are dryers. An additional tab for mat dryers, ovens, and other equipment at fiberboard or hardboard plants (the *FB\_HB* tab) is discussed in section D3h below. You only need to complete tabs that match drying equipment present at your facility. The dryer process unit IDs you provided in the *EquipDetail* tab will be prepopulated into the dryer tabs according to process unit type.

The various dryer tabs (including the lumber kiln tab) ask for the dryer firing method and provide the following menu choices:

- Direct-fired: Dryers heated by passing hot combustion exhaust through the dryer such that the furnish contacts the hot combustion gases.
- Indirect-fired: Dryers that are heated indirectly (usually by steam) where combustion gases do not contact the wood.

Choosing “direct-fired” will cause the dryer process unit ID to appear in the *DFDryFuel* tab where additional fuel-combustion information is requested for direct-fired dryers. Additional firing method choices are included for veneer dryers (radio-frequency) and lumber kilns (electric dehumidification). Please use the comments column to explain any other heating methods that are not reflected in the menu choices. For example, if you have a dryer or lumber kiln that is partially direct and partially indirect-fired, please choose the predominant heating method and explain in the configuration in the comments.

For each dryer, you are asked to provide the installation year and dryer throughput. You are asked to indicate normal operational hours as 8, 12, 16, or 24 hours per day, or you may write in a site-specific response. Questions are included for typical or target dryer operating parameters. In some cases, these questions are limited to certain types of dryers (e.g., particleboard versus OSB rotary dryers) so it is suggested that you review the in-tab instructions closely. These questions will assist the EPA in making distinctions between dryer types and their emissions characteristics.

The dryer tabs also request information on work practices, like balancing air flow, gas recycling and gas volume control, which reduce HAP and/or improve energy efficiency. Describe any work practices, for example, that prevent over-drying, or equipment design modifications (e.g., to heat/energy systems) that reduce HAP and/or improve energy efficiency. Use the comments column on the far right if more than 255 characters are needed for descriptions.

You are asked to provide wood moisture content on a dry basis in the dryer tabs. On a wet basis, fresh green wood is about 50% moisture, but on a dry basis fresh green wood is about 100% moisture. Please ensure you provide moisture contents on a dry basis. The expressions below may help you convert:

$$\text{Dry MC\%} = (\text{Wet MC\%/100}) / (1 - \text{Wet MC\%/100}) \times 100$$

$$\text{Dry MC\%} = (\text{weight of water in wood} / \text{oven dried weight of wood}) \times 100$$

$$\text{Wet MC\%} = (\text{weight of water in wood} / \text{total weight of wood including water}) \times 100$$

Complete the *DFDryFuel* tab for direct-fired dryers and direct-fired lumber kilns. This tab asks for the type of combustion unit used to directly heat the dryer and includes choices for: dryer burners (gas,

liquid/oil, or suspension), a combustion unit dedicated to direct-firing dryers; combustion unit serving multiple purposes (including dryer firing); a gasifier; or other combustion unit that you describe in the comments section. Questions are included regarding the installation year of the combustion unit and air rule applicability (boiler MACT, CISWI, and/or NSPS subparts Db or Dc).

The *DFDryFuel* tab asks for heat input capacity in million British thermal units per hour (MMBtu/hr) for each dryer burner or combustion unit. The primary fuel and supplemental fuel types are requested along with the approximate percentage of heat input capacity each fuel provides. An “approximate” percentage is requested because it is understood that the types and amounts of fuels fired can vary throughout the year. The EPA may consider fuel types and perform calculations based on fuel firing rates for various nationwide impact analyses. For wood-fired dryers, the MMBtu/hr heat input is used in the provisional HAP emissions calculations for your optional use in the *HAP Emissions* tab.

#### **h. Fiberboard and Hardboard Equipment (*FB\_HB*) tab**

Complete the *FB\_HB* tab if your facility has fiber washers, fiberboard mat dryers (wood or agricultural fiber), press predryers, hardboard ovens, and hardboard humidifiers. If you listed these types of process units in the *EquipDetail* tab, their process unit IDs will prepopulate into the *FB\_HB* tab. Note that hardboard tube dryers should be reported in the *TubeDry* tab, and other equipment use in fiberboard or hardboard mills such as digesters appears in the *OtherEquip* tab. You are asked to enter the installation year for each process unit listed in the *FB\_HB* tab.

Next, you are asked to describe the manufacturing process at your facility as:

- wet process (wet forming/wet pressing)
- wet/dry process (wet forming/dry pressing)
- dry process (dry forming/dry pressing)
- wet-formed fiberboard (no pressing)

Because the *FB\_HB* tab asks for information on a process-unit level, you should simply repeat the process type for each process unit. If your facility uses multiple fiberboard or hardboard manufacturing processes, choose the manufacturing process type most closely related to the emission unit listed. The remaining questions seeking the annual throughput, percentage of hardwood species, resin type and other details are asking for this information on a process-unit specific basis.

For fiber washers, only the applicable information in the columns under the headers “Hardboard Fiberboard Process Information” and “Fiber Washer” needs to be completed. The remaining columns pertain to dryers, predryers, ovens, and humidifiers.

In addition to the information under the “Hardboard Fiberboard Process Information” header, the firing method is requested for dryers, predryers and ovens. See section D3g above for a description of the firing method menu choices. Process units labeled as “direct-fired” will be listed in the *DFDryerFuel* tab which asks you to provide specific details regarding fuel firing. Additional columns ask for details specific to each type of process unit listed in the header row.

This tab also requests information on any work practices that prevent overdrying or equipment design modifications (e.g., to heat/energy systems) that reduce HAP and/or improve energy efficiency of

fiberboard/hardboard dryers and ovens. The comments column may be used for additional explanation of process characteristics if more than 255 characters are needed.

### **i. Press and Board Cooler (*Press*, *BC*, and *EWPPress*) tabs**

The *Press* tab is to be completed for batch or continuous reconstituted wood products presses, plywood presses, agriboard presses, and particleboard press molds or extruders. The *BC* tab is to be completed for reconstituted wood products board coolers commonly found in particleboard and MDF facilities, but not limited to these product types. The *EWPPress* tab is to be completed for engineered wood products presses and curing devices commonly used in the production of LVL, PSL, LSL, I-joists, glulam (including cross-laminated timber) and similar products. Process unit IDs you provided in the *EquipDetail* tab will be prepopulated into the *Press*, *BC*, and *EWPPress* tabs according to process unit type. You only need to complete tabs which match equipment present at your facility.

Specify the process unit details requested in each tab. The tabs ask for the press or cooler installation year and throughput. Separate questions are asked for batch and continuous presses. Questions are also to provide information on the presence or absence of enclosures used to capture HAP emissions or, if not enclosed, the press venting configuration. You are also asked to provide any available details on the technical feasibility and costs of enclosing pressing equipment (e.g., plywood presses) and board coolers (available information only; no new engineering studies are required to answer these questions). This information will assist the EPA in formulating options for process units that are not currently subject to emission limits in the PCWP NESHAP.

In the *Press* tab, there are a series of questions for presses used to manufacture products subject to the CARB Air Toxic Control Measure (ATCM) or the Toxic Substance Control Act (TSCA) Formaldehyde Standards for Composite Wood Products Implementation Rule. The purpose of these questions is for the EPA to understand how resin systems and the air emissions potential for composite wood products pressing operations have changed since the formaldehyde rules were developed. The *Press*, *BC*, and *EWPPress* tabs also ask you to describe any operational practices with the potential to limit HAP emissions. The EPA intends to consider whether there are work practices applicable for existing source presses, board coolers or other PCWP manufacturing equipment following resin application (particularly for difficult to test process units).

### **j. Other Equipment (*OtherEquip*) tab**

Complete the *OtherEquip* tab if your facility has stand-alone digester, pressurized refiners, atmospheric refiners, blenders, wet or dry formers, finishing sanders, finishing saws, panel trim chippers, or log vats. The process unit IDs for these types of equipment will be prepopulated based on the process unit types you enter in the *EquipDetail* tab. As indicated in Table 1 of these instructions, facilities that produce only kiln-dried lumber are not required to provide information in the *OtherEquip* tab.

The *OtherEquip* tab asks for nominal annual throughput capacity and installation year for all process units. In addition, you are asked to describe any work practices or equipment designs with the potential to limit or reduce HAP emissions for each process unit type listed in the tab. The EPA will look for common themes in the information provided from all facilities nationwide to determine if there are broadly applicable work practices for the process units included in the tab. The comments column may be used for additional explanation of process characteristics or work practices if more than 255 characters are needed.

A description of digesters and refiners is requested for stand-alone digesters, pressurized refiners, and atmospheric refiners. Several different PCWP processes incorporate digesters or refiners so the description provided, in conjunction with the release point information provided in the *EquipDetail* tab, will help the EPA characterize the type of process unit used and venting mechanisms. For example, the EPA is interested in knowing if each digester or refiner has heat applied, operates under added steam pressure, is batch or continuous, and/or vents gases to the atmosphere or into a separate process unit such as a tube dryer.

For each dry blender or former, select the associated Resin ID from the values you entered in the *Resin* tab. If multiple distinctly different resins are processed at different times, select the most-frequently used resin and use the comments column to note that multiple resins are processed through the blender or former.

For sanders, indicate if one or both (2) sides of the product are sanded. Select or write in the type of material chipped in panel trim chippers, choosing from resinated panel trim, other unresinated wood, or other. For log vats, specify the type (hot water vat open to atmosphere, or log steaming vat (enclosed)) and indicate the maximum target vat operating temperature. Responses to these questions will help the EPA characterize the types of operations used throughout the U.S.

#### **k. Control Devices (APCD) tab**

Complete the *APCD* tab by following the instructions in the “*Instruction*” row. The data requested in the *APCD* tab include design parameters that will be used by the EPA to evaluate control devices and to understand the non-air environmental impacts associated with the control devices (e.g., amount of wastewater or solid waste generated and methods for handling).

In the *APCD* tab, you are asked to enter information on each APCD identified in the *EquipDetail* tab on a separate row of the *APCD* tab. A row is prepopulated in the *APCD* tab for each unique APCD ID you identified in the *EquipDetail* tab. Additional information associated with each APCD ID is also prepopulated from the *EquipDetail* tab including the type of control device, product, and air pollution control system (i.e., the series of controls). The Process Unit Type associated with the first use of each APCD ID in the *EquipDetail* tab is also prepopulated. Each APCD ID from *EquipDetail* appears only once in the *APCD* tab regardless of the number of process units the APCD controls. Usually an APCD ID is associated with one or more process units of the same process unit type. However, in some cases, APCD IDs may be associated with different process unit types (e.g., if the APCD controls a dryer and a press). The instructions in the Process Unit Type column ask you to edit the prepopulated Process Unit Type to note when multiple process unit types are controlled by the same APCD. A menu listing the process unit types appears in Section D3c of this instructions document and in cell F14 of the tab for reference. Also, note in the process unit and control configuration in the comments column for added clarity.

The *APCD* tab is relatively wide due to the number of control types used in the PCWP industry. To aid you in completing the correct columns, the columns that are not relevant for the type of APCD prepopulated from the *EquipDetail* tab will be shaded black on the corresponding row of the *APCD* tab. You are asked to complete the unshaded white columns. Columns are available for:

- General APCD information
- Control efficiency
- Thermal Oxidizers/Incinerators (including catalytic oxidizers)

- Process Combustion Unit Control (e.g., incineration in an onsite combustion unit)
- Sorbent injection upstream of a baghouse
- Baghouses/fabric filters used for HAP control
- Cyclones and multiclones
- Electrostatic Precipitators (ESP)
- Wet ESPs
- Wet scrubbers used for HAP control
- Packed bed scrubbers/absorbers
- Biofilters and Bioscrubbers
- Control system water usage
- Solid material handling and disposal (for HAP control devices only)
- Parameter monitoring (for HAP control devices only)
- Routine control device maintenance exemption use (for HAP control devices only)
- Control device startup and shutdown (for HAP control devices only)
- Control Device and Monitoring System Costs (for HAP controls installed within the past 15 years)

General APCD information requested includes the APCD manufacturer, year installed, and pressure drop. The EPA is particularly interested in detailed information in the *APCD* tab for HAP control devices that are reducing emissions of organic HAP or PM metal HAP, with less emphasis on dust controls for non-HAP PM sources such as panel trip chippers, sanders, and saws. Therefore, certain questions are limited to “HAP control devices” only and questions seeking details for baghouses or solid material handling are limited. Such details are only requested for baghouses that control HAP emissions (e.g., HAP metals for direct-fired dryers). Similarly, questions pertaining to parameter monitoring, the PCWP routine control device maintenance exemption, and startup/shutdown are limited to HAP control devices only and need not be completed for dust collection/material handling equipment such as cyclones or baghouses.

Measured control efficiency. Measured control efficiencies are requested for each control device, if available. If you have data from inlet/outlet emissions testing used to determine a percentage reduction in the requested pollutant across the control device, then you should enter this test result as the “measured” control efficiency. This information will be used in determining the capability of different control devices for reducing emissions. You may leave the control efficiency columns blank (rather than marking as “NA”) if control efficiency has not been measured (or is not applicable for a given pollutant).

The “thermal oxidizer/incinerator” series of questions apply for add-on incineration control devices such as RTOs, RCOs, TCOs, or TOs. Conditional formatting distinguishes between applicable questions for thermal and catalytic systems.

The “process combustion unit control” series of questions applies for controls where exhaust gas is incinerating in an onsite combustion unit such as a boiler or dryer burner. The associated APCD type codes are PINC (100% of exhaust incinerated) and SINC (a portion of the exhaust incinerated).

The sorbent injection questions refer to sorbent injection that may occur upstream of a baghouse. Typically, the baghouse series of questions should be completed if the sorbent injection questions are completed. The baghouse/fabric filter questions apply for baghouses that achieve HAP control for either PM metal HAP or organic HAP (e.g., if used with sorbent injection). The baghouse questions are limited to HAP controls because of the large numbers of baghouses used for general dust control within PCWP facilities that have no association with HAP emissions reduction.

In addition to baghouses, basic questions for cyclones and multiclones, ESPs, and WESPs are included in the APCD tab. Facilities using WESPs should complete both the ESP and additional WESP questions. Facilities using a quench section prior to a WESP are asked to complete the wet scrubber questions and the ESP and WESP questions. Details are requested for wet scrubbers used in control systems that may reduce HAP emissions. If a wet scrubber incorporates packed bed absorption you should complete both the scrubber and packed bed scrubber/absorber columns. The wet scrubber questions are also to be completed for biofilter prequench scrubbers. A separate series of questions is included for biofilters and bioscrubbers. The wet scrubber columns are also to be used for electrified filter beds and sand filters.

The questions pertaining to the control system water source and usage seek information for wet control systems including wet scrubbers, WESPs, biofilters, bioscrubbers and similar control devices that use water or generate a wastewater stream. These questions will assist the EPA in assessing the water usage costs and wastewater impacts associated with these control devices.

The solid material handling and disposal questions seek information on the solid material collected or generated for disposal by HAP control devices (e.g., PM, sorbent, packing media changes, etc.). You are not required to respond to these questions for baghouses or cyclones used solely for wood/material handling operations. The purpose of the solid material handling and disposal questions is to provide information for assessing solid waste disposal costs and impacts associated with control devices.

The parameter monitoring questions seek information on the types of continuous parameter monitoring systems (CPMS) in use for each control device such as CPMS for liquid flow rate, pressure drop, temperature, etc. This question pertains to HAP control devices. For control devices with THC continuous emissions monitoring systems (CEMS), you are asked to provide the THC concentration limit established during the performance test. You are also asked to describe any approved alternative monitoring approaches, if applicable. The latter two questions, for THC CEMS and approved monitoring alternatives, pertain specifically to APCDs used to control HAP emissions for PCWP NESHAP compliance. The monitoring questions included in this section provide valuable information on how facilities have chosen to demonstrate ongoing operation of the control device and will assist the EPA in evaluating potential future monitoring approaches, as needed.

The APCD tab includes questions pertaining to use of the Routine Control Device Maintenance Exemption (RCDME). Further there are questions specific to APCD startup and shutdown. The intent with startup and shutdown questions is to gather information on practices used to reduce HAP emissions during these periods, and information on APCD monitoring parameters that cannot feasibly be met during startup and shutdown.

Last, there are questions pertaining to control device and CPMS costs associated with HAP emissions controls installed within the last 15 years. Capital costs for HAP emissions controls are requested, along with the base year for the capital cost estimate. Capital costs for CPMS are also requested if they are known. The operation and maintenance (O&M) costs for HAP APCDs and CPMS are requested if they are known. As described in the EPA's Air Pollution Control Cost Manual:<sup>7</sup>

**Capital Cost** means:

- (1) The present worth of a uniform series of periodic costs that continue for an indefinitely long time (hypothetically infinite).
- (2) The value at the purchase date of the asset of all expenditures to be made in reference to this

---

<sup>7</sup> <http://www.aacei.org/resources/terminology/#O>

asset over an indefinite period of time. This cost can also be regarded as the sum of capital which, if invested in a fund earning a stipulated interest rate, will be sufficient to provide for all payments required to maintain the asset in perpetual service. (November 1990)

**Operating Cost** means the expenses incurred during the normal operation of a facility, or component, including labor, materials, utilities, and other related costs. Includes all fuel, lubricants, and normally scheduled part changes to keep a subsystem, system, particular item, or entire project functioning. Operating costs may also include general building maintenance, cleaning services, taxes, and similar items.

**Maintenance and Repair Cost** means the total of labor, material, and other related costs incurred in conducting corrective and preventative maintenance and repair on a facility, on its systems and components, or on both. Maintenance does not usually include those items that cannot be expended within the year purchased. Such items must be considered as fixed capital.

The cost information is requested to inform the EPA of the costs of compliance with the PCWP NESHAP and to provide the basis for cost analysis surrounding future regulatory options.

### **I. Startup, Shutdown, Malfunction (SSM) tab**

The EPA will evaluate the standards that apply during startup and shutdown events as we review the PCWP NESHAP. In December 2008, the US Court of Appeals for the DC Circuit vacated the NESHAP startup, shutdown, and malfunction exemption in 40 CFR Part 63, subpart A. Consequently, we are evaluating whether the current standards developed for normal operation can apply during startup and shutdown in PCWP facilities. Questions pertaining to process unit and control device startup and shutdown are asked to provide the EPA with an understanding of the duration and definition of startup and shutdown events for the types of process units and control devices used at PCWP facilities. The EPA is seeking information on the integral nature of startup and shutdown events for the different combinations of process units and control devices used in PCWP. The SSM tab asks about process unit startup/shutdown. Additionally, the APCD tab contains a series of startup/shutdown questions pertaining to control devices. Because Federal NESHAP require continuous monitoring of emissions or control device operating parameters, information is requested about control device parameter limits that cannot feasibly be met during startup and shutdown events. Certain parameters may be “instant on” while others are more transient in nature (i.e., changing as startup or shutdown progresses). Examples could include control device temperature that must heat up to a set point, or pressure drop that cannot be achieved due to low exhaust gas flow from the process unit. The EPA will use this information to evaluate which existing control device parameter limits may remain in effect during startup and shutdown events, and which parameter limits may need to be replaced with another requirement during startup and shutdown.

Deviation Reporting. For the startup and shutdown questions in columns E through J, you are asked to supply information for routine startup and shutdown events associated with planned equipment or facility downtime. Only enter for units currently subject to PCWP control requirements (e.g. presses, dryers). For Columns K and L, provide information for unplanned startup/shutdown events associated with equipment malfunctions that led to excess emission reporting. This information is required to be recorded under §63.2281(e)(5). Columns M and N ask about the duration of the deviations due to startup, shutdown, control system problems, control device maintenance, process problems, and other causes, which is required to be recorded by §63.2281(e)(6).

### **m. Miscellaneous Coatings (*MiscCoat*) tab**

Complete the *MiscCoat* tab for miscellaneous coatings applied to PCWP. Do not include coatings subject to the Wood Building Products NESHAP (40 CFR part 63, subpart QQQQ) in this tab. Select the miscellaneous coating type from the drop-down menu or write in other types of coatings. The menu choices are as follows:

- Edge seals (panel products) [*Group 1*]
- Anti-skid coatings
- Primers
- High or medium density overlay
- Paint - logo, etc. [*Group 1*]
- Ink - nail lines [*Group 1*]
- Ink - trademark/grade stamps [*Group 1*]
- Wood patch
- Synthetic patches [*Group 1 at new sources*]
- Wood putty [*Group 1*]
- Fire retardants applied during forming
- Concrete forming oil
- Veneer composing glues
- Shelving edge fillers [*Group 1*]
- Moisture sealants
- Asphalt

“*Group 1*” indicates “group 1 miscellaneous coating operations” defined in the PCWP rule.

Indicate if each miscellaneous coating is a non-HAP coating in column F. For purposes of the ICR, a “non-HAP coating” means a coating with HAP contents below 0.1 percent by mass for carcinogens as specified by the National Toxicology Program (NTP)<sup>8</sup> or International Agency for Research on Cancer (IARC),<sup>9</sup> and below 1.0 percent by mass for other HAP compounds. Complete column G for “Group 1 miscellaneous coatings” as defined in the PCWP NESHAP, to indicate what (if any) coating substitutions or changes in practices the facility made to comply with the requirement in the PCWP MACT to use non-HAP coatings for Group 1 miscellaneous coating operations. No additional columns beyond column G are required for non-HAP coatings.

For miscellaneous coatings that contain HAP (i.e., are not “non-HAP coatings,” you are asked to provide the amount of coating used. Next, in the HAP information portion of the tab, you are asked to select the type of HAP from a menu of common coating-related HAPs and to specify the estimated annual HAP emissions for each miscellaneous coating. Having this information for each specific coating will help the EPA review the miscellaneous coating requirements.

### **n. Wastewater (*WW*) tab**

The *WW* tab is to be completed by any PCWP facility that treats and/or discharges process wastewater generated at the plant. The *WW* tab seeks facility-level information so only one row needs to be completed per facility. Lumber facilities do not need to complete the *WW* tab.

Zero discharge facilities that do not generate HAP-containing process wastewater requiring treatment under Clean Water Act (CWA) regulations and guidelines only need to fill out columns C through F of

<sup>8</sup>National Toxicology Program (NTP), Annual Report on Carcinogens (latest edition); available at [https://ntp.niehs.nih.gov/ntp/roc/content/listed\\_substances\\_508.pdf](https://ntp.niehs.nih.gov/ntp/roc/content/listed_substances_508.pdf).

<sup>9</sup> International Agency for Research on Cancer (IARC) Monographs (latest editions); available at [http://monographs.iarc.fr/ENG/Classification/latest\\_classif.php](http://monographs.iarc.fr/ENG/Classification/latest_classif.php), and <http://monographs.iarc.fr/ENG/Classification/Table4.pdf>.



the *WW* tab. The first yes-no question in column C in the *WW* tab asks if the facility generates HAP-containing process waters from equipment or air pollution control devices that require onsite or offsite wastewater treatment to remove HAP. For purposes of the survey, “HAP-containing” process waters are waters with the concentration of any HAP in excess of 1 ppm. You are not asked to perform any new measurements to determine the HAP concentration of waters to respond to this question. The EPA expects your response to be based on readily-available information, process knowledge, or engineering judgement. Columns D through F ask yes-no-NA questions regarding case-by-case exclusions from the 40 CFR Part 429 effluent guidelines established under the CWA for PCWP air pollution controls. Review the questions in columns C through F to determine if your facility is required to complete the information requested in the remainder of the tab. Generally, facilities with wastewater permits that contain established effluent guidelines for wastewater discharges or treat HAP-containing PCWP process wastewater must complete the entire *WW* tab.

If PCWP process wastewater containing HAP is sent to a POTW for treatment, respondents will only need to complete the tab as far as the POTW information in column K and provide technical support documents from the POTW that demonstrate how HAP in process wastewater is contained and destroyed.

If your facility has onsite wastewater treatment, you must complete the remainder of the *WW* tab by following the instructions in the “*Instruction*” row. Information is requested on the sources of the wastewater, overall treatment plan throughput, type of wastewater treatment system, and practices used to reduce HAP emissions. You are also asked to indicate whether any measurements or modeling have been conducted.

Within the *WW* tab, you are requested to provide documentation to support various responses, including (if applicable):

- Wastewater effluent limit permits and any case-by-case BPT/BAT analyses;
- Wastewater treatment plant (WWTP) flow diagram showing each wastewater handling/treatment unit if your facility has obtained a wastewater permit establishing an effluent limit;
- The plan required under Tables 5 and 7 of the PCWP rule to demonstrate how HAP captured by a wet control device are destroyed, if your facility uses a wet control device as the only means of HAP control; and
- WWTP emission estimates from measurements, fenceline monitoring, or modeling, if available.

#### **D4. Emissions Data (PCWP\_survey.xlsx and PCWP\_CEMS.xlsx)**

**Appendices 2 and 3** of this survey contain tables of process units and pollutants for which existing emissions data are requested. Emissions data and emissions estimates are being requested in the form of emissions test reports from previously conducted emissions tests, continuous emissions monitoring data, and emissions estimates based on information provided to state or federal agencies or developed to respond to this survey, whichever is available. You are *not required* to conduct any new emissions testing or continuous emissions monitoring to respond to this survey.

Supply previous emissions test data by following the instructions for the Emissions Tests (*EmTest*) tab. Supply continuous emissions monitoring system (CEMS) data (if available) by following the instructions for the CEMS spreadsheet (PCWP\_CEMS.xlsx). Provide emissions estimates by following the instructions for the in the *HAP Emissions* tab in the ICR survey spreadsheet.

The emissions data collected will provide valuable information on current emissions levels. The data will allow the EPA to consider variability in emissions from facility to facility and over time for a given process unit and pollutant. The data collected will facilitate the emission standard review for processes with existing limits. The data will also provide emissions information for process units for which the EPA did not establish emission standards in the PCWP NESHAP (i.e., units subject to the court-ordered remand). Information collected will be used to create the modeling file needed to conduct the risk assessment portion of the RTR.

### **a. Emissions Tests (*EmTest*) tab**

Test reports from previously-conducted emissions tests are requested for the PCWP process units listed in **Appendix 2**. **Appendix 3** provides a crosswalk of the pollutants, test methods, and cutoff dates for previous test reports requested. Previous emissions test data representative of your current operations are requested. Facilities may, but are not required to, supply emission test reports for previous configurations; such data could be useful to the EPA for assessing before-and-after configuration-change performance.

Using the *EmTest* tab in the ICR survey spreadsheet, please list previous emissions tests that you are providing with your survey response, as specified in **Appendix 3**. **Attach an electronic, searchable copy of each test report to your response (e.g., a searchable Adobe pdf file)**. When submitting test data, the EPA is requesting full test reports with field and lab data sheets and example calculations, not just summary reports.<sup>10</sup>

The purpose of the *EmTest* tab is to provide a catalogue of the emissions test reports provided. The catalogue will aid the EPA in quickly assessing data availability and compiling an emissions data base.

**File Name and Year.** In the *EmTest* tab, enter the file name of each emission test report you provide and the year when the test was conducted. You will create one row for every PCWP emission release point and pollutant tested in each test report. Reenter the file name and year (*see tip below*<sup>11</sup>) on each row, as needed, to create rows for every PCWP emission point and pollutant. For example, if *dryer\_test.pdf* is a test report containing two dryers (one stack each) tested for PM and THC, you should enter four rows (dryer 1 PM, dryer 1 THC, dryer 2 PM, and dryer 2 THC). You are not required to enter rows in the *EmTest* tab for emission sources outside of the PCWP source category, such as boilers, or to enter data for non-HAP pollutants other than those listed in **Appendix 3**.

**Emission Release Point ID.** Use the dropdown menu to select the PCWP process unit Emission Release Point ID tested. Reenter the Emission Release Point ID on a new row for every emissions test report and pollutant test that is provided for the release point. The Emission Release Point ID drop-down menu list is based on the PCWP Process Unit IDs you specified in the *EquipDetail* tab. The Emission Release Point ID you enter will prepopulate the shaded columns F, G and H containing the process unit ID(s), process unit type(s), and product(s) previously entered in the *EquipDetail* tab.

**Air Pollution Control System and Inlet/Outlet.** Specify the air pollution control system used *during the emission test*. This is the control system affecting emissions upstream of the emission point tested. For example, if a WESP/RTO system was tested at the WESP outlet prior to the RTO, enter “WESP” as the control system tested to clearly show that emissions were not influenced by the RTO. If the WESP/RTO

<sup>10</sup> Although we are specifying full test reports, this does not prevent facilities from voluntarily submitting engineering reports useful for purposes of showing how a change in a process or practice alters emissions.

<sup>11</sup> Tip: Hit the control and apostrophe keys together [CTRL+'] to quickly copy information from the spreadsheet cell above. This avoids the potential for errors if numbers automatically increment upon dragging/copying downward.

system was tested at the RTO outlet, you should enter “WESP/RTO” as the control system to reflect that emissions were influenced by both the WESP and RTO.

Specify whether inlet or outlet data are provided for the air pollution control system listed. If no control system was used during the test, select “Outlet.” If the test measured percent reduction across the control system, select “Inlet and Outlet.”

Pollutants and Test Methods. Select (or write in) the pollutant tested and the associated test method in columns K and L. The menu choices for pollutants to include on each row are:

- Methanol
- Formaldehyde
- Acetaldehyde
- Acrolein
- Phenol
- Propionaldehyde
- THC (as carbon)
- THC (as carbon) minus methane
- THC (as propane)
- MDI
- PM
- PM<sub>10</sub>
- PM<sub>2.5</sub>
- Opacity (Method 9)
- HAP metals
- POM

For a “total HAP” test, defined in the PCWP NESHAP as the sum of the 6 HAP: acetaldehyde, acrolein, formaldehyde, methanol, phenol, and propionaldehyde, you should enter 6 rows for each emission point tested - one row for each of the 6 HAP compounds included in the test.

For tests involving “other HAP” included in **Appendix 3**, write the pollutant tested in the “Pollutant” column - selections from the menu are limited for simplicity.

Tests involving HAP groups measured by the same test, including Method 29 HAP metals or Method 429 POM/PAH may be listed as “HAP metals” or “POM” on one row instead of listing every specific compound. The EPA will extract speciated data from the emissions test report.

Several “Pollutant” menu choices are available for THC:

- Select “THC (as carbon)” for Method 25A tests where the result was reported as carbon consistent with how THC is measured to show compliance with the PCWP rule.
- Select “THC (as carbon) minus methane” for Method 25A tests that involved simultaneous methane testing a where the result was reported as carbon minus methane. The PCWP rule allows subtraction of methane from the THC measurement.
- Select “THC (as propane)” for tests where the result was reported as propane. While the EPA is not requesting VOC data obtained using the OTM-26 calculation procedure, the EPA is interested in receiving Method 25A THC (as propane) measurement data obtained for purposes of OTM-26. We will convert Method 25A results reported “as propane” to an “as carbon” basis.

The “other process units/pollutants included in the test report” column asks you to list any additional PCWP process units or pollutants for which test data are available in the test report supplied. You do not need to note data for process units outside of the PCWP source category such as boilers. However, please note if emissions data for PCWP process units or pollutants beyond those requested are in the test report

(e.g., dryer NO<sub>x</sub> or SO<sub>2</sub> data). Although the EPA is not requesting these data, it will be helpful to know which test reports contain data for additional pollutants. The EPA may use these data to evaluate secondary air impacts from control devices used to comply with the PCWP NESHAP.

Describing the Emission Unit Configuration. The *EmTest* tab contains multiple questions relating to the emission unit configuration during the test. One question asks if the emission point tested is “isolated from other nearby emission points” to provide a space for respondents to indicate if nearby emission sources may have influenced emissions during the test. This question is of importance for process units where emissions are not deliberately captured or isolated from other units through integral ductwork (e.g., like most dryers) or an enclosure (e.g., like most reconstituted wood products presses). Select “Yes” if the emission point tested was isolated from other emissions points (e.g., via use of in-stack test ports). Select “no” in column N if the emission point tested was not isolated from emissions from other nearby process unit emission points. An example of an emission point that is not isolated is a fugitive vent that draws air from multiple processes. If you select “no” in column N, please explain how nearby emission points may have influenced the test results in column O. Select “Unknown” if you are unsure.

If available, please include results of capture efficiency testing (optional) and discussion of measures taken to isolate the process unit emission point tested from other nearby process unit emission points, as applicable. You may choose to submit reports of capture efficiency testing in conjunction with process units such as presses where a capture demonstration was required. Examples of capture demonstrations include use of a permanent total enclosure or wood products enclosure meeting the design criteria in the PCWP rule, 40 CFR part 51 Method 204A-F testing of a temporary total enclosure, and the use of the tracer gas method in Appendix A of the PCWP rule (subpart DDDD). Note that you are asked to provide the percent-capture result from this testing in the *Press*, *BC*, or *EWPPress* tabs (as applicable). The optional submission of the capture testing report in conjunction with other reports supplied with the *EmTest* tab will provide the EPA with additional information about that enclosure.

A yes-no question then asks if the “process unit production rate specified in the test report” is included. This allows the EPA to easily determine which test reports may be useful for developing emission factors.

A question and an explanation column asking if “the configuration of the process unit, combustion controls, collection system, or APCD changed since the test was conducted” is included to indicate whether the emissions test data remain representative of your current operations. Emission test reports for previous configurations are optional, but are requested because they may provide insights into emission reductions that may be gained through various process changes. For example, if a facility supplies test reports from before and after implementation of the CARB and TSCA rules limiting formaldehyde from panel products, these data will help the EPA evaluate the effect of such changes on PCWP press and board cooler emissions. Facilities may (but are not required to) supply emission test reports for configurations prior to installation of controls to meet the PCWP NESHAP.

An optional “process testing notes” column is included to allow space for you to indicate any information you believe would be useful for the EPA to know about the emissions test conducted.

Testing Frequency and Cost. Questions regarding testing frequency for the process unit and pollutant are asked to gauge how often facilities are required to test. Emissions testing costs are requested to help the EPA evaluate testing cost impacts.

## **b. Emissions Estimates (*HAP Emissions*) tab**

### 1. HAP Emissions Tab Overview

Hazardous air pollutant emission estimates for the PCWP source-category process units listed in **Appendix 2** are requested in the *HAP Emissions* tab of the ICR survey spreadsheet. Emission estimates are requested in units of tons per year (tons/year) and maximum pounds per hour (lb/hr). Emission estimates should be representative of actual mill production rates in the 2016 base year for the ICR.

Emission estimates must be provided in the *HAP Emissions* tab for every Release Point ID that emits HAP. Before this tab can be completed, Release Point IDs must be supplied in your *EquipDetail* tab responses. The Release Point IDs are carried through to the *ReleasePt* tab and then into the *HAP Emissions* tab. The EPA's risk model will combine the stack parameters and longitude/latitude coordinates specified in the *ReleasePt* tab with the emissions estimates specified in the *HAP Emissions* tab to calculate residual risk. Therefore, it is important that the information provided for each Release Point ID is as accurate as possible.

As noted above, the *HAP Emissions* tab is prepopulated with the Release Point IDs and other process unit descriptors from the *EquipDetail* tab. The process unit type and process unit ID are provided to aid in estimating emissions. Emission estimates using emission factors are often developed on a process unit basis, but must be apportioned to the appropriate Release Point IDs as described below.

Fifty rows are allotted for each Release Point ID in the *HAP Emission* tab. Each row will be used for a single pollutant that you select from the menu in column I. A block of 50 rows is provided for each emission release point to ensure there are enough rows for every pollutant. However, most release points will have far less than 50 pollutants. You may consider hiding the extra empty rows for easier viewing. Blank rows are provided at the end of the sheet in the unlikely case that an emission release point requires more than 50 pollutant rows.

You are required to populate the columns for Start and End date, Pollutant, Method for Determining Emissions, Estimated Actual Emissions (tons/year), Estimated Allowable Emissions (tons/year), and Estimated Maximum Emissions (pounds/hour) as described in Section D4b2 below. The remaining columns in the *HAP Emissions* tab are for the Provisional Calculation Tool. This tool is an optional emission-factor calculation resource you may choose to use for estimating emissions in the absence of more-accurate site-specific information. Instructions for using the Provisional Calculation Tool are provided in Section D4b3 below. The columns and instructions pertaining to the Provisional Calculation Tool can be ignored if you are not using the tool.

Resources for Estimating HAP Emissions. **Appendix 9** lists the 187 HAP. Site-specific HAP emissions measurement data are the preferred basis for your emission estimates provided the data remain representative of the facility's current operating scenario. Emission estimates may be calculated based on emission factors and site-specific operating data in the absence of measurements. If required by your delegated authority, you may already have an up-to-date HAP emissions inventory for your facility that may be used as the basis for completing the *HAP Emissions* tab.

In addition, you may find some HAP emissions estimates for your facility submitted by your state or local air pollution control agency as part of the EPA's National Emissions Inventory (NEI). State and local air agencies are not required to supply HAP emissions data through the EPA's Emissions Inventory System used in creation of the NEI but may do so on a voluntary basis. The most recent version of the NEI is

available at <https://www.epa.gov/air-emissions-inventories/2014-national-emissions-inventory-nei-data> for 2014. The NEI data set contains varying levels of HAP emissions detail for different PCWP facilities and would require substantial review and augmentation for purposes of the PCWP NESHAP residual risk review. Although the EPA determined that more recent and complete emissions estimates are preferable for the PCWP residual risk review, some facilities may choose to review their NEI data set as part of creating their 2016 emission estimates for inclusion in the *HAP Emissions* tab.

**Appendix 10, Resources for Estimating Emissions**, contains references to documents with emission factors that you may find useful for developing your emission estimates. Furthermore, a Provisional Calculation Tool has been provided within the *HAP Emissions* tab for facilities that may not have a HAP emissions inventory and need to create one for purposes of the ICR. The tool operates by looking up publicly-available emission factors based on the SCC code associated with each emission release point ID. Most of the emission factors in the tool are based on AP-42. Use of the provisional calculations is *optional*. You may use the provisional calculations for any pollutants for which you do not have site-specific or other more-representative emissions data. The provisional calculations should not be used when more-representative site-specific data are available. You may mix and match calculation approaches for a given release point. For example, you may use site-specific test data for formaldehyde, a representative emission factor available to the facility for methanol, and the provisional calculations for multiple additional HAP for which no other data are available at the facility.

To accompany the Provisional Calculation Tool, the EPA has provided a crosswalk of SCC codes indicating pollutants with publicly-available emission factors (e.g., from AP-42 Chapter 10), referred to as the “SCC Crosswalk.” in **Appendix 8** of these instructions.

CBI. There is no red CBI block in the *HAP Emissions* tab because emissions data are not considered to be CBI. If you plan to use the provisional calculations, it is important that you do not redact CBI production rates from the spreadsheet until after you have copied/pasted (as values) the results of the provisional calculations. Otherwise the necessary production data will not be available and the calculations will not work.

## 2. Completing the Required Fields

To complete the required fields in the *HAP Emissions* tab, first note the prepopulated Release Point ID. The Process Unit Type and ID are also prepopulated. Emissions estimates are required for each Release Point ID. However, a release point may combine multiple process units.

Release Point ID. Looking at each release point ID, consider the following:

*Are there HAP emissions associated with the Release point ID?* If you do not already have site-specific data, you may find the SCC Crosswalk helpful for identifying HAP compounds expected to be emitted. The SCC for each emission release point is prepopulated in column P of the *HAP Emissions tab* for reference. If no HAP emissions are known to be associated with a Release Point ID, then you may select “NA-No known HAP emissions” from the “method for determining emissions” menu in column K and leave the remaining required columns blank.

*Does a process unit have more than one Release Point ID?* You can identify process units with multiple release point IDs by checking to see if the same Process Unit ID appears in more than one block of rows. If so, then the process unit most likely has multiple emission release points. In this case, emission-factor estimates for the whole process unit may need to be apportioned across

the different Release Point IDs using engineering judgement. For example, a hardwood veneer dryer may have two zones with separate stacks with 50% of the dryer emissions occurring at each stack. In this case, you should assign 50% of the emissions to each Release Point ID. If you are using the Provisional Calculations, you should apportion emissions using the “release point emissions apportionment fraction” column.

*Does the same Release Point ID appear in more than one block of rows in column F?* If so, it is likely that multiple process units vent through the same emission point. In the *HAP Emissions* tab, you should provide an emission estimate for each process unit routed to the emission point. For many pollutants, it is likely that you will estimate process-unit level emissions using emission factors and control efficiency. The emission estimates for multiple process units venting through the same release point are additive, meaning the sum of the process-unit level emissions will be used by the EPA’s residual risk model for the shared emission release point.

If you have stack test results for a pollutant reflecting total emissions from all process units venting to the release point, then you should apportion the total measured emissions across all process units venting to the release point using engineering judgment. For example, you might apportion emissions measured at the RTO outlet for 3 dryers using the throughput from the each to assign a portion of the measured emissions to each dryer.

For combinations of different types of process units with measured emissions that cannot reasonably be apportioned (such as a press and a dryer venting to one release point), you could enter the total emissions on one row (for unit X) and indicate in the “pollutant” column (for unit Y) that “combined emissions are provided for process units X and Y in the row for unit X.” In the comments column for unit X, you could also indicate that “This row contains combined emissions for process units X and Y.” These notes will alert the EPA to the fact that combined emissions are provided in one row.

Regardless of the approach you choose, please take care not to double-count emissions by applying the measured emissions for a release point multiple times without apportioning properly.

Start/End dates. Enter the start and end dates for the emission estimates provided in YYYYMMDD format. For example, enter 20160101 to 20161231 for January 1 to December 31, 2016.

Pollutant. Select each pollutant emitted from the menu in the “Pollutant” column. If the pollutant is not listed in the menu, you may write it into the Pollutant column. Space is provided for 50 pollutants which will be more than enough rows for most emission release points. Use the blank rows at the bottom of the table should you need to add more than 50 pollutants for a given Release Point ID.

The “pollutant type note” column is needed for the provisional calculation formulas and will automatically display “organic,” “metal,” or “user-added” based on the pollutant you enter provided you use the exact spelling from the pollutant menu. There are no provisional calculations for user-added pollutants. If you intend to use the provisional calculations, please verify the “pollutant type note” column updates so the provisional formulas will work properly. Otherwise, you may ignore the “pollutant type note” column.

You may find the SCC crosswalk provided in **Appendix 8** helpful for identifying pollutants based on process unit type. The SCC crosswalk lists the pollutants with available provisional calculations. Pollutants for which all data used in evaluating emission factors was non-detect are not included in the provisional calculations. It is not necessary to include emission estimates based on measurements that were always below the detection limit.

Certain pollutants may require speciation for more accurate risk modeling results, as described later in this section.

Method for Determining Emissions. For each pollutant entered, indicate the method used for determining actual emissions by selecting one of the following menu choices:

- |                                     |   |
|-------------------------------------|---|
| 01 - CEMS                           | 08 - Default Category Emissions Profile |
| 02 - Source Test                    | 09 - Manufacturer Specification         |
| 03 - Emission Models                | 10 - MSDS                               |
| 04 - Information Collection Request | 11 - Engineering Judgement              |
| 05 - Material Balance               | 99 - PCWP Provisional Calculation       |
| 06 - Speciation Profile             | NA-No known HAP emissions               |
| 07 - Emission Factor                |   |

The “Method for Determining Emissions” column corresponds with the *actual* emissions column; there are no corresponding columns to mark for allowable or maximum emissions.

Actual, Allowable, and Maximum HAP Emissions. Actual HAP emission estimates (tons/year) must be provided for each individual HAP compound. Actual emissions account for the effects of any APCDs that may be installed to reduce emissions. For example, if an RTO reduces uncontrolled emissions you should provide emissions at the RTO outlet.

Allowable emissions data are also requested. Allowable emissions include emissions (tons/year) that are allowed under the PCWP NESHAP. For example, if actual emissions are 10 tons/year considering controls and compliance margin, but the facility is permitted to emit 15 tons/year under the PCWP NESHAP emission limit, then allowable emissions are 15 tons/year. If the PCWP NESHAP does not currently limit HAP emissions for a given process unit, then the allowable emissions are equal to the actual emissions.

Maximum emissions on a short-term basis (in lb/hr) are also requested for purposes of acute risk modeling. An example of maximum hourly emissions may be short term (peak) uncontrolled emissions during peak production rates or during a time when the RCDME is used (e.g., when the 90% control efficiency is not being achieved).

Enter your actual, allowable, and maximum HAP emissions estimates into columns M-O. As noted previously, site-specific emissions measurement data are preferred but emission estimates may be calculated based on emission factors and site-specific operating data, mass balance, or other means in the absence of measurements. If you use the Provisional Calculation Tool described below for the actual, allowable, or maximum emissions, after reviewing the calculated emissions for representativeness, you should paste the resulting calculated emissions as values into columns M-O.



Speciation of Selected HAPs. If emitted, compounds such as mercury, chromium, PAHs, and dioxin/furan require speciation for more accurate risk modeling. If not speciated, the most potent form of the compound will be assumed by the EPA for risk modeling.

The different oxidation states of mercury compounds vary in toxicity, but also in exposure pathway (e.g., inhalation, ingestion). The most common mercury species are divalent mercury ( $Hg^{+2}$ ) (including both particulate and gaseous forms) and elemental gaseous mercury ( $Hg^0$ ). If mercury is emitted, in the absence of data on the specific oxidation state, the mercury emissions estimate can be speciated onto different pollutant rows in the *HAP Emissions* tab using the NEI default multipliers of 0.2 for particulate divalent mercury (pollutant code 202), 0.3 for gaseous divalent mercury (pollutant code 201), and 0.5 for elemental gaseous mercury (pollutant code 200).

For chromium, the default multipliers for PCWP SCC codes are 0.28 for hexavalent chromium and 0.72 for trivalent chromium.

Polycyclic organic matter is comprised of many individual compounds, which can be divided into the subgroups of polycyclic aromatic hydrocarbons (PAHs) and PAH-derivatives. Each compound has its own toxicity level and can vary in exposure pathway. If POM data are reported, speciation into individual PAHs is needed, if a speciation profile is available.

Similarly, if dioxin/furan is emitted by any PCWP process units, individual dioxin/furan congeners, specifically those used to determine the 2,3,7,8-TCDD toxic equivalency (TEQ), are needed for the EPA's risk analyses. The congeners of interest are listed in **Appendix 10**, along with the toxic equivalency factor (TEF) used to express the mass of each congener in terms of its 2,3,7,8-TCDD TEQ.

### 3. Using the Optional Provisional Calculation Tool

The two sections to the right of the HAP emission tab contain the Provisional Calculation Tool Parameters and the Provisional Emissions Calculations for optional use in the absence of more accurate data. Select "Yes" in the "View Provisional Emissions Calculations" column so the emissions calculations formulas will appear. Columns within these sections that are shaded light purple include operating data prepopulated from elsewhere in the ICR survey spreadsheet. Purple columns are not to be edited, but have been provided to allow you to review the calculation parameters for representativeness and accuracy before deciding whether to use each provisional calculation. To use the provisional calculations, you will enter information into the white columns for the release point apportionment fraction and control efficiency. The provisional calculations are based on publicly available emission factors (e.g., emission factors from AP-42 most closely associated with the applicable SCCs) and production data and control system data provided throughout the ICR survey spreadsheet. Within the provisional calculations, you have the choice of entering a more representative emission factor than the factor provided in the optional site-specific numeric emission factor column.

**Caution!** The Provisional Calculation Tool is comprised of formulas that extract respondent-provided data from the ICR and couple the data with the most closely related publicly available emission factors for each SCC to estimate emissions. Respondents using the tool are responsible for ensuring correct parameters are input into the tool and reviewing the resultant calculations for representativeness of their operations. Failing to input correct parameters will result in flawed emission calculations. The tool is only to be used in the absence of more site-specific, representative information.

If you are using the provisional calculation for *actual* emissions, select “99 - PCWP Provisional Calculation” in the column asking for the method used to determine emissions. You may use a provisional calculation for allowable or maximum emissions even if you do not use it for actual emissions.

The block of columns labeled “Provisional Calculation Tool Parameters” beginning in column P contains prepopulated production parameters used in the calculations. You will need to review the prepopulated information in the light purple shaded columns and enter parameters into the white columns in this area.

SCC, most closely related available emission factor description, and emission factor source – The SCC for each Release Point ID in the *HAP Emissions* tab is prepopulated with the SCC you selected in the *ReleasePt* tab.

The column labeled “Most Closely Related Available Emission Factor Description” provides a description of the set of emission factors used in the provisional calculations for each SCC. This column may differ from the SCC description because AP-42 emission factors are not available for every PCWP SCC. The list of SCCs was expanded in recent years to encompass more variations in PCWP process unit characteristics. In selecting the emission factors for each SCC, if no set of emission factors was available for a given SCC, then the most closely-related set of emission factors was used in the provisional calculation tool erring on the conservative side such that emissions are more likely to be overestimated for purposes of the EPA’s risk analysis than underestimated.<sup>12</sup> Before deciding whether to use the provisional calculations, you need to review and consider whether the most closely related available emission factor provided is sufficiently representative of your operations. If you conclude that the emission factor is not representative, then you may enter a more-representative emission factor into the “Site-specific Numeric Emission Factor (Optional)” column or opt to use an approach other than the provisional calculations to provide your emissions estimates.

The “Organic HAP Emission Factor Source” column provides a reference for the most closely related organic HAP emission factor. The metals emission factors did not originate from AP-42, but were derived from wood/bark residual fuel analysis data collected from the forest products industry for boilers.

Throughput and units of measure – The numeric value for the process unit throughput and the throughput units of measure are prepopulated into columns S and T from the entries you provided previously in process-specific tabs including the various dryer, press, and other equipment tabs. Please review the numeric throughput values and units of measure provided to ensure they are representative of the process unit for purposes of calculating emissions. If not representative, these parameters need to be changed in the relevant tab or a method other than the provisional calculations needs to be used to estimate emissions.

Operating Hours and APCD System – The process unit operating hours (hr/yr) and APCD system listed in the EquipDetail tab for the Process Unit ID are prepopulated into the columns U and V. The value for operating hours is used in the provisional emissions calculation. The APCD system is provided for reference to assist you in entering an estimate for the control efficiency. Please

---

<sup>12</sup> A memo titled, *Development of a Provisional Emissions Calculations Tool for Inclusion in the Final PCWP ICR*, in docket EPA-HQ-OAR-2016-0243 describes the EPA’s approach to selecting emission factors. A “set” of emission factors refers to the group of emission factors for all pollutants for a given SCC. Thus, the “Most Closely Related Available Emission Factor Description” is the same for each pollutant for a given SCC.

review the values provided to ensure they are representative of the process unit for purposes of calculating emissions. If not representative, these parameters need to be changed in the *EquipDetail* tab or a method other than the provisional calculations needs to be used to estimate emissions.

Release point emissions apportionment fraction – The release point emissions apportionment fraction is used to apportion emissions from a single process unit across multiple release points. Emissions are calculated for a specific process unit type (using formulas provided in this section below). However, it may be necessary to divide the process unit emissions across multiple release points. For example, for a process unit with 2 stacks you might enter 0.5 to apportion half of the calculated emissions to each stack. In this example both stacks would appear as separate rows in the HAP emissions tab. An “IF” formula is included in the release point emissions apportionment fraction column to default the release point emissions apportionment fraction to 1 (or 100%). If you need to apportion emissions across multiple release points, simply overwrite the formula with the desired decimal fraction. The value you enter may not exceed 1.

Estimated combined HAP collection-control efficiency – If the process unit emission point is controlled to reduce HAP emissions, you should enter a combined collection and control efficiency. For most process units, the collection efficiency is assumed to be 100% (e.g., for dryers or presses with permanent total enclosures). However, if you are capturing, for example, only 80% of the emissions for a given process unit and delivering the captured emissions to control device that reduces the emissions by 90%, you should enter  $0.8 \times 0.9 = 72\%$  for the combined collection and control efficiency. Enter the combined organic collection-control efficiency as a decimal fraction not exceeding 1 (for 100%). Leave the value blank or enter 0 for uncontrolled units.

Estimated PM control efficiency and Direct wood-fired dryer MMBtu/hr (for metal HAP only) – The provisional calculations estimate the potential for metal HAP emissions from direct wood-fired dryers. Metal HAP, as indicated in the “pollutant type note” column, require a different calculation formula than organic HAP. (The provisional calculation formulas are provided later in this section.) The provisional metal HAP emissions estimates are calculated using emission factors derived from wood/bark residual fuel analysis data, PM control device efficiency, and the MMBtu/hr of wood firing required by the dryer. The “estimated PM control efficiency” column will turn white when metal HAP pollutants are entered in the pollutant column and the calculated MMBtu/hr associated with wood firing for the dryer will appear in the purple “Direct wood-fired dryer MMBtu/hr” column. Enter an estimated PM control efficiency across the APCD system as a decimal percent (not to exceed 1) for use in the provisional HAP metals emissions estimates. If no site-specific (or otherwise representative) information is available you may assume 0.99 for wet or dry ESPs or baghouses, 0.95 for wet scrubbers, or 0.90 for cyclone or multiclone mechanical collectors. It may be assumed that HAP metals are emitted in particulate form and therefore are controlled as PM, except for the non-particulate (gaseous) forms of mercury. Enter zero for the PM control efficiency for non-particulate (gaseous) forms of mercury.

The MMBtu/hr value in column Z is prepopulated based on the total heat input capacity reported for wood or bark firing calculated from the information provided in the in the *DFDryFuel* tab. The responses provided in the *DFDryFuel* tab for MMBtu/hr, primary and supplemental fuel type, and approximate percent of annual heat input capacity are used to calculate the MMBtu/hr provided in the *HAP Emissions* tab. Only wood/bark fuels are included in the provisional

calculation because the PCWP SCCs do not distinguish among fuels other than wood and natural gas, the most common dryer fuels in the PCWP industry.

The “Direct wood-fired dryer MMBtu/hr” column will remain blank if the pollutant entered on the row is not a metal HAP, or if no information is included in the *DFDryFuel* tab. For direct-fired dryers burning fuels other than wood, the wood-fired MMBtu/hr displays as zero, resulting in zero emissions. If you have HAP metals emissions estimates for direct-fired dryers burning non-wood fuels, then those emission estimates can be entered into the required columns of the HAP emissions tab directly without using the provisional calculations.

Emission Factors, Units, and Scalar – The default emission factor used in the provisional calculations appears in the “Provisional Numeric Emission Factor” column if a default emission factor is available. The corresponding units of measure for the default emission factor appear in the “Units for Numeric Emission Factor” column.

In some cases, there may be no emission factor available for use in the provisional calculations either because no HAP data were available for use in developing emission factors or because all the HAP data evaluated were below the test method detection limit (i.e., reflected as “BDL” in AP-42). If no emission factor is available for a given SCC, then “No EF for SCC” will appear in the Organic HAP Emission Factor Source column (column R). If no emission factor is available for a specific combination of pollutant and SCC then “No EF for pollutant” will appear in the “Provisional Numeric Emission Factor” column (column AC).

If no default emission factor is available or you are aware of a more-representative emission factor that you would prefer to use in the provisional calculation, then you may enter the updated emission factor into the “Site-specific Numeric Emission Factor (Optional)” column as long the units of measure for the emission factor correspond with the throughput units of measure for the process unit in column T. (If the units of measure do not match, simply convert the numeric value for the site-specific factor to get matching units. See the formulas for the provisional emission factor calculations below).

Prepopulated “emission factor scalar” and “scalar units of measure (UOM)” columns display for situations where the units of measure for the available emission factor need to be converted to match the “throughput units of measure” column. A value of 1 and “unity” will appear when the units of measure match. When units do not match, the appropriate conversion to be applied will display.

Site-specific Numeric Emission Factor (Optional) – You may enter a site-specific emission factor to replace the default emission factor if desired as long the units of measure are the same. Supplying a site-specific emission factor is optional. It is imperative for the units of measure to be the same as the default provisional emission factor for correct results.

Provisional Calculated Actual Emissions – Formulas for the provisional actual emissions calculation (tons/year) are provided below.

HAP type	Default Emission Factor (EF) formula	Site-specific EF formula
Organic	$S \times W \times (1-X) \times AC / 2000 \times AD$	$S \times W \times (1-X) \times AA / 2000$
Metal	$Z \times U \times W \times (1-Y) \times AC / 2000$	$Z \times U \times W \times (1-Y) \times AA / 2000$

Where:

- S= Throughput (amount/yr), where “amount” is a specific production unit of measure
- W = Release point emissions apportionment fraction (dimensionless)
- X = Estimated combined organic HAP collection-control efficiency (decimal percent)
- AC = Provisional Numeric Emission Factor (lb/amount)
- AD = Emission Factor Scalar
- AA = Site-specific Numeric Emission Factor (lb/amount)
- Z = Direct wood-fired dryer (MMBtu/hr)
- U = Process Unit Operating Hours (hr/yr)
- Y = Estimated PM control efficiency (decimal percent)
- 2000 lb/ton

Provisional Calculated Allowable Emissions – Formulas for the provisional allowable emissions calculation (tons/year) are provided below. “Allowable” emissions consider the compliance margin between actual emissions and applicable emission limit. The provisional calculation estimates emissions based on the difference in actual vs. and allowable organic HAP control efficiency of 90 percent. Actual = Allowable if no organic HAP control is used, and for all metals because the PCWP rule does not currently limit metal HAP emissions.

HAP type	Default and site-specific EF formulas
Organic	<p>If organic HAP control efficiency [X] equal or less than 90%, allowable emissions [AG] = actual emissions [AF]*</p> <p>If organic HAP control efficiency is greater than 90% and less than 100%, allowable emissions (AG) = actual emissions (AF) x (1-0.9)/(1 – X)</p> <p>If organic HAP control efficiency = 100%, allowable emissions [AG] = 10% of uncontrolled emissions calculated as: <math>AG = S \times W \times (0.1) \times AC / 2000 \times AD</math></p>
Metal	allowable emissions [AG] = actual emissions [AF]

AF = Provisional Calculated Actual Emissions (tons/yr)

AG = Provisional Calculated Allowable Emissions (tons/yr)

\*Facilities using the production-based compliance option or with limits based on an emissions average should use a different approach for estimating allowable emissions considering allowable emissions under the applicable PCWP NESHAP emission limit.

Provisional Calculated Maximum Emissions – Formulas for the provisional maximum emissions calculation (lb/hr) are provided below. The maximum emissions reflect estimates of the highest short-term emissions during the calendar year. The maximum short-term emissions are calculated as the annual uncontrolled emissions divided by annual operating hours to approximate maximum lb/hr assuming there is 1 hour when the process is operating but the control device is out of service (e.g., during the PCWP routine control device maintenance exemption).

HAP type	Default EF formula	Site-specific EF formula
Organic	$S \times W \times AC / U \times AD$	$S \times W \times AA / U$
Metal	$Z \times W \times AC$	$Z \times W \times AA$

Pollutants with Available Provisional Calculations for this SCC – This column lists the pollutants in the set of available provisional calculations for a given SCC and is provided for informational purposes. The same information is also provided in the SCC Crosswalk in **Appendix 8** which identifies HAP for which provisional calculations are available. Pollutants for which all data used in evaluating emission factors was non-detect are not included in the provisional calculations. It is not necessary to include emission estimates based on measurements that were always below the detection limit. However, if your facility is known to emit a HAP not included in the list of pollutants for which provisional calculations are available, you must use another method to estimate emissions for that pollutant.

The HAP metals with provisional calculations include: Antimony, Arsenic, Beryllium, Cadmium, Chromium, Cobalt, Lead, Manganese, Mercury, Nickel, Selenium, Chromium III, Chromium VI, Elemental Gaseous Mercury, Gaseous Divalent Mercury, and Particulate Divalent Mercury. The default chromium and mercury emission factors are speciated using the defaults described previously.

Copying/Pasting Provisional Calculations into the Required Emissions Columns – **You are not finished with a provisional calculation until you have populated columns M-O!**

To complete the use of a provisional calculation, after reviewing the prepopulated data for representativeness and entering the required information, you must copy and paste special as values the calculated actual, allowable, and/or maximum emissions results from columns AF-AH into the corresponding required columns M-O for each pollutant. It is extremely important that you paste the calculated results “as values” so that you do not copy/paste the underlying formulas. Copying the formulas will result in errant values when they are posted.

**How do I paste as values?**

To paste as values in Excel, select the cells you wish to copy and right click to copy them. Navigate to the destination cells, right click and select “Paste Special” and choose “Values.”

**c. CEMS data (PCWP\_CEMS.xlsx)**

You are not required to install or operate any new CEMS to respond to this survey. The EPA is requesting existing CEMS data for calendar year 2016 (CY2016) operations from facilities that have installed CEMS on APCD controlling process units currently subject to emission limits or work practices under the PCWP NESHAP. For example, provide CEMS data if you continuously monitor total hydrocarbon (THC) to demonstrate compliance with the 20 ppm limit from the add-on control compliance option 2 in Table 1B to Subpart DDDD of Part 63. You do not need to supply CEMS data for power boilers unless they were installed to show compliance with a PCWP NESHAP emission limit.

CEMS data that are representative of your current operations are requested. Continuously monitored emissions of THC, PM, or specific HAPs are of interest. Carbon monoxide (CO) CEMS data may also be submitted (e.g., for direct-fired PCWP process units involving combustion), but submittal of CO CEMS data, if available, is optional. You are not required to supply CEMS data that are no longer representative of the current process unit and control system configuration.

The CEMS spreadsheet is divided into three tabs to reflect different averaging times. The *CEMS* tab reflects 1-hour averages while the *CEMS3hr* and *CEMS24hr* tabs reflect 3-hour and 24-hour averages. You only need to complete one of the tabs for each CEMS based on the averaging time used at your facility. Each tab is designed to accommodate data for one pollutant from one CEMS (including oxygen data, if applicable). If you have multiple CEMS, make a new copy of the relevant CEMS tab for each CEMS or for each continuously monitored pollutant.

If providing oxygen correction data, please use the drop-down menu question at the top of column N to indicate whether the pollutant concentrations provided in column N are the O<sub>2</sub>-corrected concentrations or actual measured concentrations uncorrected by the O<sub>2</sub> data provided.

Please use columns N and O to label data averages that were impacted by startup or shutdown conditions, or that would be considered invalid during calibrations, process unit downtime (e.g., periods of zero production, or when the process unit is offline but the CEMS may continue to operate), or for other reasons. This information provides valuable insights into how emissions may change during periods outside of normal operation.

Columns P through R provide optional space for inclusion of data in alternative units of measure should you wish to provide data in a different form.

**What if my data are not in a form that can be inserted into the CEMS tab?**

It is very helpful for the EPA's data analysis purposes if data are entered into the CEMS template provided. However, we understand that some CEMS software may not be configured to provide output that can be easily converted to our preferred spreadsheet format. We also understand that, in some cases, the hourly production data requested in the CEMS spreadsheet may not be coupled with the CEMS data or may not be available in a manner to be easily linked to the CEMS data. If you face these or related issues, please note that *EPA is not asking you to hand enter hard copy CEMS data into the spreadsheet*. You may provide CEMS data in an alternative format if you are unable to convert it to our spreadsheet format within the timeframe for this survey. We ask only that you provide CEMS data in a form suitable for analysis (e.g., spreadsheet or data base format). We will accept more recent CEMS data (e.g., from the most recent 6 months) if 2016 CEMS data are no longer in electronic form due to company records retention policies. Further, you may omit the production data if they cannot reasonably be included in your CEMS spreadsheet. Estimates of production data are acceptable (e.g., if you have a daily production rate, you may divide by 24 operating hours in a day to estimate hourly production).

## Appendix 1A. Documentation of True Area Source, Non-Operational, or Non-Applicable Status

<b>ICR ID:*</b>	<b>FRS ID:*</b>
<b>Facility Name on the Letter from the EPA:</b>	
<b>Corrected Facility Name (if applicable):</b>	
<b>Address:</b>	
<b>Contact Name:</b>	
<b>Phone Number:</b>	

\*IDs are available in the letter received from the EPA.

### Check an explanation below:

<input type="checkbox"/>	I certify that the facility listed above is not a major source or synthetic area source of hazardous air pollutant (HAP) emissions. The facility is a true area source of HAP emissions. Documentation (such as a valid operating permit) confirming the true area source status is attached.
<input type="checkbox"/>	I certify that the facility listed above does not produce plywood or composite wood products and/or does not operate any lumber kiln. A brief explanation is provided in the area below:  .....
<input type="checkbox"/>	I certify that the facility listed above was not operational in 2016 (the base year for the plywood and composite wood products survey), that the facility remains non-operational (closed) and does not have an active operating permit. A brief explanation is provided in the area below:  .....
<input type="checkbox"/>	I certify that the facility listed above was not operational in 2016 (the base year for the plywood and composite wood products survey), that the facility remains non-operational (closed), but has an active operating permit. A copy of the active operating permit is attached showing allowable emissions.

**Signature:** \_\_\_\_\_

**Printed name:** \_\_\_\_\_



Email the completed form to: **pcwpicr@epa.gov**

**Appendix 1B. Documentation of Synthetic Area Source Status**

<b>ICR ID:*</b>	<b>FRS ID:*</b>
<b>Facility Name on the Letter from the EPA</b>	
<b>Corrected Facility Name (if applicable)</b>	
<b>Address</b>	
<b>Contact Name</b>	
<b>Phone Number</b>	

\*IDs are available in the letter received from the EPA.

I certify that the facility listed above is a synthetic area source of hazardous air pollutant (HAP) emissions that is not subject to the PCWP NESHAP (40 CFR part 63, subpart DDDD). \* Documentation confirming the synthetic area source status is attached, including a valid operating permit and, if applicable, any stack test report(s) for air emissions testing used to verify HAP emissions reductions achieved by any PCWP process unit air pollution control devices (APCDs) or PCWP process changes used to achieve synthetic area source status.

I certify that the following federally-enforceable conditions limit the facility’s potential to emit HAP emissions to below major source thresholds:

Limit on the production rate for the process units listed below:

Continuous operation of one or more APCD(s) installed to reduce HAP emissions; applicable APCD/process units listed below:

Continuous operation of technology or process change other than an APCD, as described below:

\*If the PCWP NESHAP applies according to your permit, you must complete the full survey.

OMB Control No. \_\_\_\_-\_\_\_\_  
Approval Expires \_\_/\_\_/\_\_

**Signature:** \_\_\_\_\_

**Printed name:** \_\_\_\_\_

**Email the completed form to:** [pcwpicr@epa.gov](mailto:pcwpicr@epa.gov)

## Appendix 2. Process Units to Include in the PCWP Survey Response

Include the following types of equipment (process units) in your survey response. You may not operate all of the process units listed below. Only include equipment operated at your facility. The purpose of the detailed list below is to ensure all emission points are represented.

Important: Lumber mills that do not otherwise produce PCWP are only required to supply information for lumber kilns.

Process Unit Type	Notes for purposes of the survey
softwood veneer dryer	
veneer redryer	
hardwood veneer dryer	
radio-frequency veneer dryer	Use one of the above three veneer process unit types
rotary strand dryer	
conveyor strand dryer	
pressurized refiner	
primary tube dryer	
secondary tube dryer	
green rotary dryer	
dry rotary dryer	
reconstituted wood product press	
reconstituted wood product board cooler	
hardboard oven	
press predryer	Typically found at hardboard mills
fiberboard mat dryer	
miscellaneous coating operation	
softwood plywood press	
hardwood plywood press	
engineered wood products press	Includes I-joist curing chambers, LSL presses, LVL or PSL presses, and presses/curing chambers for glue laminated beams.
agricultural fiber board press	
rotary agricultural fiber dryer	
hardboard humidifier	
stand-alone digester	
fiber washer	
atmospheric refiner	
panel trim chipper	
log vat	
resin storage tank	
blender	
former	
finishing sander	
finishing saw	Refers to saw lines, not individual saw blades.
lumber dry kiln	Also known as "lumber kiln."
wastewater operation	

OMB Control No. \_\_\_\_-\_\_\_\_

Approval Expires \_\_/\_\_/\_\_

other	Includes any other process units known to emit HAP (e.g., with HAP permit limits or HAP emissions quantified in an existing HAP emissions inventory)
-------	--

### Appendix 3. Previous Emissions Test Reports Requested

Previous emissions test data representative of your current operations are requested.<sup>13</sup> The table below summarizes the previous emissions test reports requested. Please provide electronic copies of any emissions test reports the facility has matching the criteria below. The test reports provided should include the results of Methods 1, 2, 3, and 4 (or their derivatives) for selecting sampling location, determining stack gas velocity and volumetric flow rate, molecular weight, and moisture content.

Pollutant	Test methods <sup>a</sup>	For the process units listed in Appendix 2:
<b>Formaldehyde</b>	M316, M320, Method 0011 (EPA SW-8460) or NCASI Methods CI/WP-98.01, CI/WP-98.02 or ISS/FP-A105.01	Supply all emissions measurement data collected since July 30, 2004. You may limit the test data submitted to the 5 most recent test reports for a given process unit and pollutant if multiple tests have been conducted.
<b>Methanol</b>	M308, M320 or NCASI Methods CI/WP-98.01, CI/WP-98.02 or ISS/FP-A105.01	
<b>Acetaldehyde, acrolein, phenol, or propionaldehyde<sup>b</sup></b>	M320 or NCASI Methods IM/CAN/WP-99.02, ISS/FP-A105.01, or ASTM D6348-03	
<b>Total hydrocarbon (THC) as carbon<sup>c</sup></b>	M25A, including M18 if subtraction of methane from M25A result is desired.	
<b>Methylene diphenyl diisocyanate (MDI)</b>	M320 or CTM-031	
<b>POM or PAH<sup>e</sup></b>	CARB 429	
<b>Multiple HAP or THC</b>	ASTM D7770 or related sealed caul plate test method	
<b>Speciated HAP metals<sup>d,e</sup></b>	M29	For direct-fired dryers, supply all emissions measurement data collected since July 30, 2004. You may limit the test data submitted to the 5 most recent test reports if multiple tests have been conducted.
<b>Particulate matter (PM)<sup>c</sup> and opacity</b>	M5, M29, or M17 (PM); and M9 (opacity)	For direct-fired dryers, supply all emissions measurement data collected since June 1, 2012, including up to the 5 most recent tests showing compliance with any applicable permit limits.
<b>PM<sub>2.5</sub> (filterable)</b>	EPA M201 or M201A	
<b>PM<sub>2.5</sub> (condensable)</b>	EPA M202	
<b>Other HAP</b>	Specify method used	Supply any other HAP emissions measurement data collected since July 30, 2004. Specify the individual HAP tested and method used <sup>e</sup>
<b>Enclosure capture efficiency (optional)</b>	M204 and M204A-F or Appendix A to Subpart DDDD of Part 63	<ul style="list-style-type: none"> <li>For reconstituted wood products presses, supply all emissions measurement data collected since July 30, 2004.</li> <li>For enclosed presses and board coolers only, supply the most recent capture</li> </ul>

<sup>13</sup> Facilities may, but are not required to, supply emission test reports for prior configurations (for example, tests conducted prior to CARB ATCM resin changes or prior to APCD installation). Such data could be useful to the EPA for assessing before-and-after configuration-change performance.

OMB Control No. \_\_\_\_-\_\_\_\_  
Approval Expires \_\_/\_\_/\_\_

		efficiency measurement data collected since July 30, 2004.
--	--	--

- <sup>a</sup> M = method (e.g., M5 is EPA Method 5). EPA Methods 5, 17 and 25A, appear in 40 CFR Part 60, Appendix A. EPA Method 308 appears in Part 63, Appendix A. NCASI and ASTM methods are incorporated by reference at 40 CFR 63.14.
- <sup>b</sup> The sum of the following 6 compounds comprise “Total HAP” as defined in the PCWP NESHAP: acetaldehyde, acrolein, formaldehyde, methanol, phenol, and propionaldehyde.
- <sup>c</sup> Includes Method 25A tests conducted to supply data for an OTM-26 VOC calculation. If your process unit is equipped with a continuous emissions monitoring system (CEMS), supply the CEMS data using the data spreadsheet.
- <sup>d</sup> The HAP metals include antimony, arsenic, beryllium, cadmium, chromium, cobalt, lead, manganese, mercury, nickel, and selenium. Include chromium VI (Cr<sup>+6</sup>) and speciated mercury (Hg) test data if available.
- <sup>e</sup> HAP groups measured with a single method such as Method 29 HAP metals or Method 429 POM may be listed as the pollutant group “HAP metals” or “POM” in the EmTest tab.

## Appendix 4. Acronyms and Abbreviations

AFS	Air facility system
ACFM	Actual cubic feet per minute
AIRS	Aerometric Information Retrieval System
APCD	Air pollution control device
ATCM	Air Toxic Control Measure
BACT	Best achievable control technology
BLDG	Building
BPT	Best Practicable Technology
CAA	Clean Air Act
CARB	California Air Resources Board
CBI	Confidential business information
CEDRI	Compliance And Emissions Data Reporting Interface
CFR	Code of Federal Regulations
CEMS	Continuous emission monitoring system
CISWI	Commercial/Industrial Solid Waste Incinerator
COMS	Continuous opacity monitoring system
dscf	Dry standard cubic feet
EIS	Emission inventory system
EPA	Environmental Protection Agency
ESP	Electrostatic Precipitator
FRS	Facility Registry Service
ft <sup>2</sup>	Square feet
GPM	Gallons per minute
HAP	Hazardous air pollutants
ICR	Information collection request
lb	Pound
LSL	Laminated strand lumber
LVL	Laminated veneer lumber
M	Thousand (when referring to PCWP production units of measure)
MACT	Maximum achievable control technology
MBF	Thousand board feet
MCF	Thousand cubic feet
MDF	Medium density fiberboard
MDI	Methylene diisocyanate
MF	Melamine-formaldehyde
MLF	Thousand linear feet
MMBtu	Million British thermal units
MSF	Thousand Square Feet
MUF	Melamine-urea-formaldehyde
NA	Not applicable
NAD	North American Datum
NAICS	North American Industry Classification System
NEI	National emissions inventory
NESHAP	National emission standard for hazardous air pollutants
NO <sub>x</sub>	Nitrous Oxides

NSPS	New source performance standard
NV	Not vented
O <sub>2</sub>	Oxygen
O&M	Operating and Maintenance
ODT	Oven Dried Tons
OSB	Oriented strand board
OSHA	Occupational Safety and Health Administration
PAH	Polycyclic Aromatic Hydrocarbon
PBCO	Production Based Compliance Option
PCWP	Plywood and composite wood products
PDF	Portable document format
PF	Phenol-formaldehyde
PM	Particulate Matter
POM	Polycyclic Organic Matter
POTW	Publicly Owned Treatment Works
ppmvd	Parts per million – dry volume
ppmwd	Parts per million – dry weight
ppmv	Parts per million - volume
ppmw	Parts per million - weight
PRF	Phenol resorcinol formaldehyde
PSD	Prevention of significant deterioration
PSL	Parallel strand lumber
PTE	Potential to emit
PVA	Polyvinyl acetate
P2	Pollution Prevention
RCDME	Routine Control Device Maintenance Exemption
RM	Routine Maintenance
RTO	Regenerative Thermal Oxidizer
RTR	Risk and technology review
SCC	Source Classification Code
SDS	Safety Data Sheets
SIC	Standard Industrial Classification
SO <sub>2</sub>	Sulfur dioxide
SSM	Startup, shutdown, and malfunction
THC	Total Hydrocarbons
TPY	Tons per year
TRI	Toxic Release Inventory
TSCA	Toxic Substance Control Act
TTE	Temporary Total Enclosure
UK	Unknown
USDA	United States Drug Administration
UF	Urea formaldehyde
VOC	Volatile Organic Compounds
WESP	Wet Electrostatic Precipitator
WWTP	Wastewater Treatment Plant
yr	Year



## Appendix 5. Checklist of Materials to Submit with Your Survey Response

√	Item	Submit by...
•	<b>Exemption form in Appendix 1A if your facility is not a major or synthetic area source of HAP emissions, is closed, or does not manufacture PCWP</b>	Emailing the form to pcwpicr@epa.gov
•	<b>Form in Appendix 1B for synthetic area sources</b>	Emailing the form to pcwpicr@epa.gov if not CBI. If CBI, mail* the form to Tiffany Purifoy, Document Control Officer (See section C2 for addresses)
•	<b>Non-CBI materials:</b> <ul style="list-style-type: none"> <li>• PCWP_survey.xlsx and PCWP_CEMS.xlsx spreadsheets with CBI data removed as described in section C of the instructions.</li> <li>• Electronic copy of the facility operating permit in searchable format</li> <li>• Process flow diagram(s)</li> <li>• Emissions release point map</li> <li>• For facilities using the emissions averaging compliance option, a copy of the Emission Averaging Plan (if not included in the facility permit)</li> <li>• OPTIONAL--Copy of TANKS or related emission estimates, if available (requested in the <i>Tank</i> tab)</li> <li>• Copy of lumber dry kiln schedules used OR reference the schedule followed in the USDA Forest Products Lab Dry Kiln Operators Manual (Agriculture Handbook # 188). For kilns with multiple kiln schedules, reference each here separately. (Requested in the <i>LKiln</i> tab)</li> <li>• Copies of the 2016 semiannual compliance reports required under §63.2281(b) and Table 9 of Subpart DDDD to Part 63 (requested in the <i>SSM</i> and <i>APCD</i> tabs)</li> <li>• Recommendations for a standard that would apply during startup or shutdown of any process unit or APCD, if you have any (in response to this question in the <i>SSM</i> tab)</li> <li>• Wastewater effluent limit permits and any case-by-case BPT/BAT analyses (requested in the <i>WW</i> tab)</li> <li>• Wastewater treatment plant (WWTP) flow diagram showing each wastewater handling/treatment unit if your facility has obtained a wastewater permit establishing an effluent limit (requested in the <i>WW</i> tab)</li> <li>• Plan required under Tables 5 and 7 of the PCWP rule to demonstrate how HAP captured by a wet control device are destroyed, if your facility uses a wet control device as the only means of HAP control (requested in the <i>WW</i> tab)</li> <li>• WWTP emission estimates from measurements, fenceline monitoring, or modeling, if available, requested in the <i>WW</i> tab.</li> <li>• Electronic, searchable copies of previous air emission test reports requested in Section D4a and <b>Appendix 3</b> of these instructions</li> </ul>	Uploading the materials into CEDRI (See Appendix 6 for instructions)  or  mail* the files on a disk (CD or DVD) or flash drive to John Bradfield (See section C1 for address)
•	<b>Disk (CD or DVD) or flash drive containing only the portions of your response claimed as CBI:</b> <ul style="list-style-type: none"> <li>• Confidential version of PCWP_survey.xlsx spreadsheet</li> <li>• Confidential version of PCWP_CEMS.xlsx spreadsheet (if applicable)</li> </ul>	Tiffany Purifoy, Document Control Officer (See section C2 for addresses)*

OMB Control No. \_\_\_\_-\_\_\_\_  
Approval Expires \_\_/\_\_/\_\_

√	Item	Submit by...
	• Any additional materials claimed CBI	

\*The EPA recommends using Registered U.S. Mail with a return receipt requested, Federal Express, or any other method for which a receipt signature is required.

## Appendix 6A. CEDRI Upload Instructions

The EPA's Compliance and Emissions Data Reporting Interface (CEDRI) is located on the EPA's Central Data Exchange (CDX). The CDX Web is the application used by EPA programs and various stakeholders to manage environmental data transmitted to the EPA. You will need to complete the following steps to upload your ICR response to CEDRI.

### Step 1. CEDRI Registration

Use your existing CDX/CEDRI login and password if you are already registered as a CEDRI user for electronic reporting under another rule (for example, the Boiler NESHAP).

If you are not registered for CEDRI you will need to sign up for an account on the Central Data Exchange (CDX) by following the instructions in Appendix 6B of this document.

### Step 2. Upload ICR Files (Spreadsheet template and associated attachments)

#### Login to CEDRI

1. Navigate to CDX website: <https://cdx.epa.gov/>.
2. Enter your User ID and Password on the CDX home page.
3. Click on the 'Preparer' or 'Certifier' role link under the Services panel. This will bring you into CEDRI.

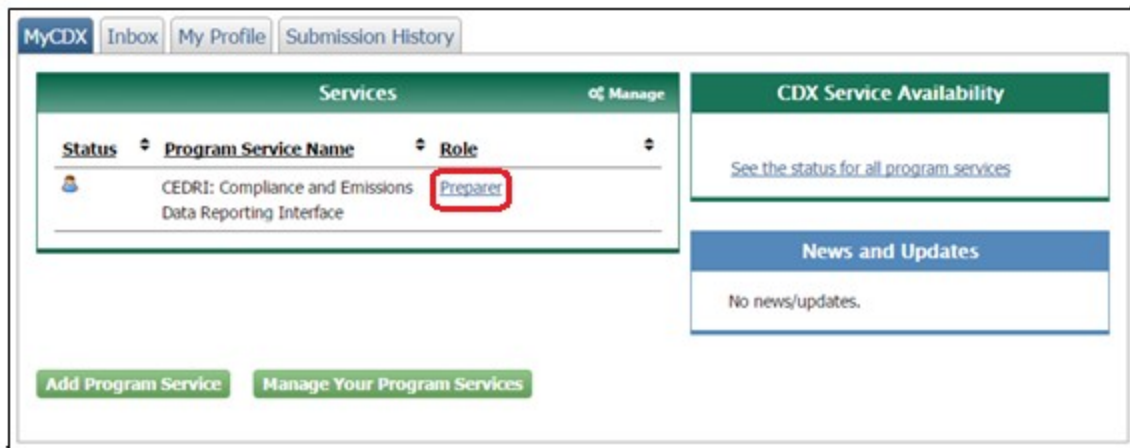


Figure 6A-1. My CDX (Preparer)

#### Upload Files

1. Once in CEDRI, click on the **Create New Submission Package** button and follow each step on the screen (1 through 4) or CEDRI may automatically take you to Step 1.

**Welcome to the Compliance and Emissions Data Reporting Interface (CEDRI).**

You are currently registered under the "Certifier" role and may prepare and certify reports electronically for your associated organization. Use the tabs above to navigate throughout the application, create submission package templates, or to manage users working on your submission package. Below are pending report packages that you have already started. If you would like to create a new report package click the "Create New Submission Package" button. Also the User Guide for CEDRI is located here [CEDRI User Guide](#) for your benefit.

**Note:** If you need to alter any facility information you must navigate to "My Profile" under the "CDX Web" tab.

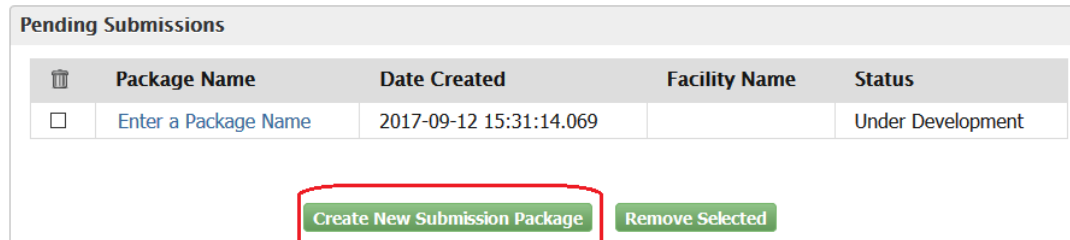


Figure 6A-2. CEDRI home with “Create New Submission Package” button

2. Under Step 1 of the Create/Edit Submission Package, provide a ‘Package Name’. For example, ‘EPA Plywood Facility\_ 2017\_ICR.’ Click the [To Step 2](#) button.



Figure 6A-3. Create/Edit Submission Package: Step 1 Provide Package Name

3. Select a facility from the dropdown list in Step 2. Click the [To Step 3](#) button. Facility(s) should have been added during registration. [Note: If no facility displayed in dropdown, see Step 6 under “Appendix 6B. Instructions for CEDRI Registration Through CDX” below on how to add facility(s) to your profile.]

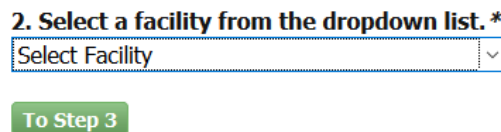


Figure 6A-4. Create/Edit Submission Package: Step 2 Select Facility

- a. Using the Part 63 subpart dropdown found in step 3, either use the Filter window and type in ‘DDDD’ or scroll down to ‘DDDD – Plywood and Composite Wood Products’ and click in checkbox. Click outside of dropdown area, to click on the [To Step 4](#) button.

**3. Select all applicable subparts for which you are required to submit reports.\***

[Help ?](#)

Part 60 subparts:

Select options

Part 62 subparts:

Select options

Part 63 subparts:

1 selected

Filter: DDD  Check all  Uncheck all

- DDD - Mineral Wool Production
- DDDD - Plywood and Composite Wood Products
- DDDDD - Major Sources: Industrial, Commercial, and Institutional Boilers and Process Heaters
- DDDDDD - Polyvinyl Chloride and Copolymers Production Area Sources
- DDDDDDD - Area Sources: Prepared Feeds

Figure 6A-5. Create/Edit Submission Package: Step 3 Select Applicable Part and Subpart

- Under the DDDD – Plywood and Composite Wood Products Industry area, you will find a ‘Select Reports’ dropdown. In the dropdown, select the ‘Information Collection Request (ICR)’ by clicking in the , followed by clicking on the **Use Selected Report(s)** button.

4. For each of the subparts below, use the drop-down list to select the reports you wish to submit for that subpart, then click the “Use Selected Report(s)” button to create those reports.

Sort By   Collapse All

**Part 63 – National Emission Standards for Hazardous Air Pollutants for Source Categories**  
**Subpart DDDD – Under Development**

Subpart DDDD - Plywood and Composite Wood Products

1 selected

Information Collection Request (ICR)

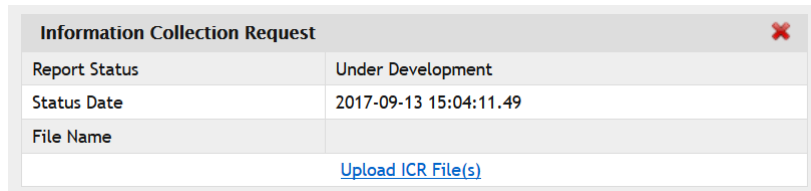
Performance Test Report (Optional for Federal Reporting)

**Use Selected Report(s)**

**Notify Certifier(s)**

Figure 6A-6. Create/Edit Submission Package: Step 4 Select Reports Dropdown – Select Information Collection Request (ICR)

- After window refreshes, click on the ‘Upload ICR File(s)’ link to open up the Plywood and Composite Wood Products ICR landing page.



Information Collection Request	
Report Status	Under Development
Status Date	2017-09-13 15:04:11.49
File Name	
<a href="#">Upload ICR File(s)</a>	

Figure 6A-7. Create/Edit Submission Package: Upload ICR File(s) Link


- b. The ICR Upload for Plywood and Composite Wood Products landing page is shown in Figure 6A-7. A general description of the ICR is available. A note on submitting Confidential Business Information (CBI) is available along with links to PCWP Instructions and the PCWP\_survey.xlsx template.
- c. Once completed, upload your ICR survey spreadsheet (PCWP\_survey.xlsx) using the Browse button.
- d. Upload additional documents (CEMS spreadsheet, Permit, Process Diagram, Map, Emissions Averaging Plan, Tank Estimates, Lumber Kiln Schedule, Semiannual Reports, Start/Shutdown Recommendations, WW Documents, and/or Emissions Test Reports) using the browse button under each specific document label (see Figure 6A-8).

MyCEDRI - CEDRI History User Management CEDRI Help Return to CDX Logo

### Upload for Plywood and Composite Wood Products

**ICR Description** The Plywood and Composite Wood Products (PCWP) industry information collection request (ICR) applies to facilities that are major or synthetic area sources of hazardous air pollutant (HAP) emissions. Facilities that must respond to this ICR are those that:

- manufacture softwood or hardwood plywood or veneer, or
- manufacture composite wood or agricultural panels such as particleboard, medium density fiberboard (MDF), fiberboard, hardboard, and/or oriented strand board (OSB), or
- manufacture engineered wood products such as laminated veneer lumber (LVL), laminated strand lumber (LSL), wood I-joists, and/or glue-laminated beams, or
- operate a softwood or hardwood lumber kiln, or
- are otherwise subject to the National Emission standards for Hazardous Air Pollutants: Plywood and Composite Wood Products, 40 CFR Part 63, Subpart DDDD.

 Confidential business information (CBI) may not be submitted to EPA via the CEDRI interface. ICR materials containing CBI must be submitted to EPA on a compact disc, flash drive, or other commonly used electronic storage media. The electronic media must be clearly marked with the words "Confidential Business Information" and mailed via U.S. postal service to:

Ms. Tiffany Purfoy  
Government Information Specialist (C404-02)  
ATTN: PCWP Manufacturing RTR (Project #279)  
Office of Air Quality Planning and Standards, U.S. Environmental Protection Agency  
109 T.W. Alexander Drive  
Research Triangle Park, NC 27711

Plywood and Composite Wood Products Survey Data

Instructions/Template Library

[PCWP ICR Instructions PCWP\\_survey.xlsx](#)

Note: The most recent version of the ICR spreadsheet template is available on the Plywood ICR website or by downloading the PCWP\_survey.xlsx linked above. Any previous versions will not be accepted.

Uploads

Note: If you need to upload multiple files of a given file type (e.g., Emissions Test Reports), you can zip the files together prior to uploading.  
You are not required to upload all documents at this time. Files currently uploaded are stored and will be available for review if you choose to continue the ICR File upload at another time.

Survey Spreadsheet *	PCWP_survey.xlsx	<span style="color: red;">Remove</span>
CEMS Spreadsheet	<input type="text" value="Browse... No file selected."/>	
Permit	EPA_Plywood_Permit.pdf	<span style="color: red;">Remove</span>
Process Diagram	<input type="text" value="Browse... No file selected."/>	
Map	<input type="text" value="Browse... No file selected."/>	
Emissions Averaging Plan	<input type="text" value="Browse... No file selected."/>	
Lumber Kiln Schedule	<input type="text" value="Browse... No file selected."/>	
Semiannual Reports	<input type="text" value="Browse... No file selected."/>	
Start/Shutdown Recommendations	<input type="text" value="Browse... No file selected."/>	
WW Documents	<input type="text" value="Browse... No file selected."/>	
Emissions Test Reports	<input type="text" value="Browse... No file selected."/>	

Upload Files

Cancel Save and Return to Submission Package

Figure 6A-8. Plywood and Composite Wood Products ICR Landing Page

- e. Confidential Business Information. CAUTION: Do not upload CBI into CEDRI. Only non-CBI materials may be uploaded into CEDRI. Be sure to follow the instructions in Section C of this instruction document for removing CBI from the files you submit with your PCWP ICR response. CBI must be mailed to the EPA following the instructions in Section C.
- f. Note: You will not need to upload all of the ICR files at one time. Once you sign into CDX and click on your listed role, follow the following steps:
  - i. You can access the submission package listed in the Pending Submissions table found when entering CEDRI. Click on the Package Name link (e.g., EPA, shown in Figure 6A-9).

**CEDRI** ✉ [Contact Us](#)  
Logged in as [\(Log\)](#)

[CDX Web](#) - [Submission Home](#) [CEDRI History](#) [User Management](#) [CEDRI Help](#)

**Welcome to the Compliance and Emissions Data Reporting Interface (CEDRI).**  
You are currently registered under the "Certifier" role and may prepare and certify reports electronically for your associated organization. Use the tabs above to navigate throughout the application, create submission package templates, or to manage users working on your submission package. Below are pending report packages that you have already started. If you would like to create a new report package click the "Create New Submission Package" button. Also the User Guide for CEDRI is located here [CEDRI User Guide](#) for your benefit.

**Note:** If you need to alter any facility information you must navigate to "My Profile" under the "CDX Web" tab.

**Pending Submissions**

	Package Name	Date Created	Facility Name	Status
<input type="checkbox"/>	<a href="#">EPA Plywood Facility 2017 ICR</a>	2017-09-13 14:46:47.734	EPA PLYWOOD FACILITY	Under Development

Create New Submission Package
Remove Selected

Figure 6A-9. Pending Submissions Table: Accessing the ICR Submission Package

- ii. After window refreshes, click on the “Review/Update ICR File(s)” (previously labeled as ‘Upload ICR File(s)’ link) shown in Figure 6A-10 to open up the Plywood and Composite Wood Products ICR landing page so you can continue to add or remove files.

**Information Collection Request** ✖

Report Status	Pending Signature
Status Date	2017-09-20 13:32:56.657
File Name	<a href="#">PCWP_survey_ICR_Files.zip</a>

[Review/Update Uploaded ICR Files](#)

Figure 6A-10. Review/Update ICR File(s) link

6. Once all ICR files have been uploaded to the ICR landing page shown in Figure 6A-8, you will need to click on the Save and Return to Submission Package button found on the bottom of the page.
7. If you are a “Preparer,” there will be a Notify Certifier(s) button that you will click on once all ICR files have been uploaded and saved. Follow the steps to Notify Your Certifier so the ICR Submission Package can be officially Submitted to EPA. If you are a Certifier, a Submit button will be present for you to follow the steps to officially submit the ICR Submission Package to EPA.



## Appendix 6B. Instructions for CEDRI Registration Through CDX

Before you step through the registration process, you may find it helpful to review the CDX Registration User Guide or watch the CEDRI Registration video available at the links below.

Online CDX Registration User Guide: <https://cdx.epa.gov/About/UserGuide> or  
[https://cdx.epa.gov/Content/Documents/CDX\\_Quick\\_User\\_Guide.pdf](https://cdx.epa.gov/Content/Documents/CDX_Quick_User_Guide.pdf)

How to Register for CEDRI Video (older video, but still applies):  
<https://www.youtube.com/watch?v=gIRrMxrcTzE>

General CEDRI Information:  
<https://www.epa.gov/electronic-reporting-air-emissions/compliance-and-emissions-data-reporting-interface-cedri>

To register for CEDRI use the following steps:

### Step 1. Navigate to CDX Website

Navigate to: <https://cdx.epa.gov/> (see Figure 6B-1).



Figure 6B-1. CDX URL

### Step 2. Register with CDX

Click on the “Register with CDX” button (see Figure 6B-2).

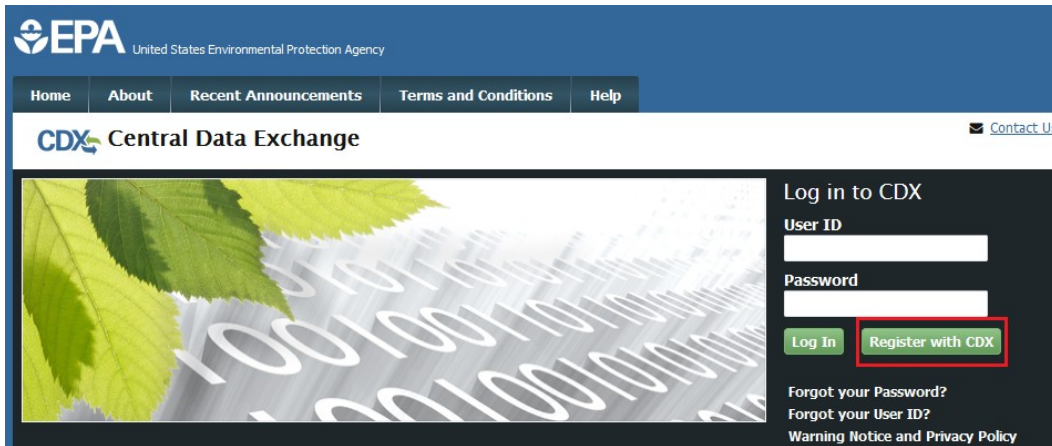


Figure 6B-2. Register with CDX

### Step 3. Accept Terms and Conditions

After reviewing the CDX Terms and Conditions, click on “I am this registrant. I will not share my account, and I accept the terms and conditions, above” to accept. Then click the “Proceed” button (see Figure 6B-3).

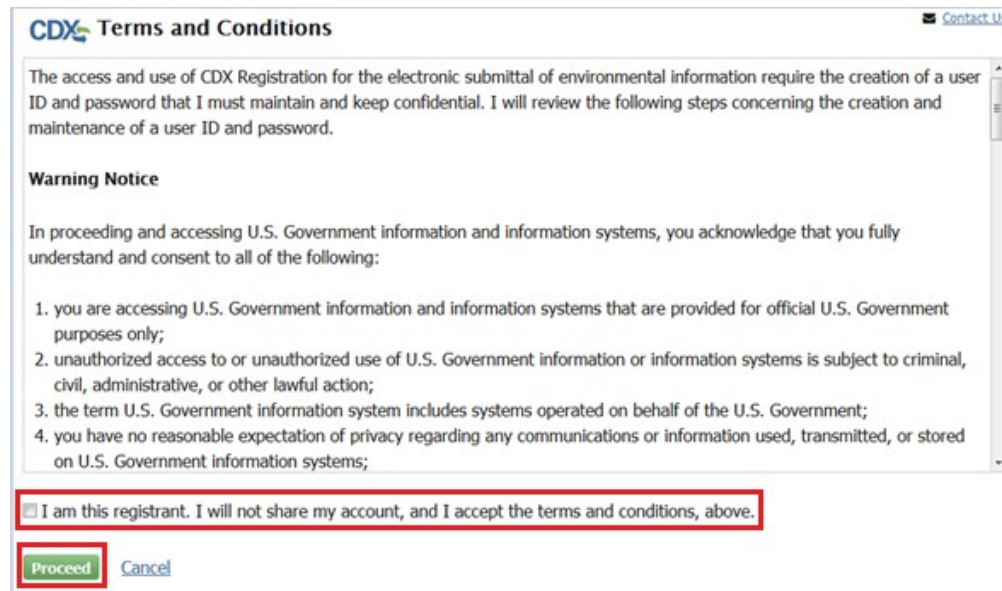


Figure 6B-3. CDX Terms and Conditions

### Step 4. Select Program Service

Select “CEDRI: Compliance and Emissions Data Reporting Interface” for the program service (see Figure 6B-4).

**Active Program Services List**

Enter search criteria

- ACRES: Assessment Cleanup and Redevelopment Exchange System
- ARCS: Aircraft Reporting and Compliance System
- CDRS: Consent Decree Reporting System
- CEDRI: Compliance and Emissions Data Reporting Interface**
- CROMERRS: CROss-Media Electronic Reporting Rule Services

Figure 6B-4. Choosing the CEDRI Service

### Step 5. Select Role

Select the applicable role of ‘Preparer’ or ‘Certifier’ from the ‘Select Role’ drop-down list found at the bottom of the page before clicking the ‘Request Role Access’ button (see Figure 6B-5).

**CDX Core CDX Registration** [Contact Us](#)

1. Program Service ✓ 2. Role Access 3. User and Organization 4. Confirmation

Registration Information	
<b>Program Service</b>	Compliance and Emissions Data Reporting Interface
<b>Role</b>	Not selected

Select a role from the drop down list and provide any required additional information, if applicable.

A summary of roles that apply to the CEDRI program service are listed below. Please note that registration for a State Reviewer and an EPA Regional Reviewer should be requested outside of the CEDRI application by contacting EPA via email: [CEDRI@epa.gov](mailto:CEDRI@epa.gov). Please provide the required information provided within the role descriptions shown below.

**Preparer:** The Preparer is the person responsible for the preparation of reports for signature. Contractors are permitted to register as a Preparer and may assemble submission packages, such as files generated by the Emissions Reporting Tool (ERT), for the Certifier's approval and signature. A Preparer may not sign and submit a submission package. The Preparer may only access packages which they have prepared.

**Certifier:** The Certifier is the duly authorized representative of the source/facility or more commonly referred to as the "owner" or "operator" of the facility. The Certifier is authorized to modify the package a Preparer has assembled, and sign and submit the package to CDX. To view a package created by a Preparer, the Preparer and Certifier must share the same facility. The Certifier may perform all the tasks the Preparer may perform, but also has signing and submission authority. Contractors are prohibited from registering as a Certifier.

Figure 6B-5. Role Access

*Note:* If you select the ‘Certifier’ role, the screen will refresh and a new note (“The Certifier role requires identify proofing and a signed Electronic Signature Agreement (ESA) prior to activating the Certifier role in EPA’s Central Data Exchange (CDX)...”) will appear in red font (see Figure 6B-6).

The Certifier role requires identify proofing and a signed Electronic Signature Agreement (ESA) prior to activating the Certifier role in EPA's Central Data Exchange (CDX). If you have not previously verified your identity through LexisNexis and signed an ESA, you will be prompted to follow additional steps that support the LexisNexis identify validation and the ESA signing process. After entering your organization information, CDX will navigate you to the 'Identity Verification' page. Upon successful identify validation, you will be prompted to sign an ESA. By signing the ESA you are accepting the electronic signature credential issued by the EPA to sign electronic documents submitted to the EPA's CDX. The ESA may be submitted electronically or manually. Please refer to section 3.7 of the [CEDRI User Guide](#) for additional information.

EPA has temporarily authorized acceptance of ESAs in the form of facsimile or email from facilities in US territories. Facilities may fax their ESA to: 703-227-4199, or email the ESA to [helpdesk@epacdx.net](mailto:helpdesk@epacdx.net). ESA authorization will be revoked if the original signed ESA is not received within two weeks of authorization.

Select Role

Figure 6B-5. Role Access

Submitter roles for the Plywood ICR submissions are described below:

**Preparer:** The Preparer is the person responsible for the preparation of documents for signature. Contractors are permitted to register as a Preparer and may assemble the documents, including the completed ICR survey spreadsheet and any associated attachments, for the Certifier's approval and signature prior to submission. A Preparer may not sign and submit the documents. The Preparer may only access the documents which they have prepared.

**Certifier:** The Certifier is the duly authorized representative of the facility or more commonly referred to as the "owner" or "operator" of the facility. The Certifier is authorized to modify the ICR survey spreadsheet and/or associated attachments a Preparer has assembled, and is authorized to sign and submit the documents to CDX. To view the documents created by a Preparer, the Preparer and Certifier must share the same facility. The Certifier may perform all the tasks the Preparer may perform, but also has signing and submission authority. Contractors are prohibited from registering as a Certifier.

### Step 6. Add or Create Facilities (or Continue without Facilities)

Select the 'Add Facilities' button (or if you wish to perform this action later, choose the 'Continue Without Facilities' button and skip ahead to Step 7 below) (see Figure 6B-7).

CDX Core CDX Registration Contact Us

1. Program Service ✓ 2. Role Access ✓ 3. User and Organization 4. Confirmation

Registration Information	
Program Service	Compliance and Emissions Data Reporting Interface
Role	Preparer

Figure 6B-7. Add Facilities

- g. Using the fields provided (Facility ID, Facility Name, Facility Address, City, State, and/or Zip Code), enter at least two criteria to conduct a search for the facility or facilities you wish to add to your role and click on the ‘Search Facilities’ button (see Figure 6B-8). Skip to instruction “e” below if your facility is not found and needs to be created in the system.

The screenshot shows a web form titled "Add Facilities" with a sub-section "Find Existing Facility". Below the title is a instruction: "For best results, please fill in at least two search criteria." The form contains several input fields: Facility ID, Facility Name, Facility Address (filled with "1200 Pennsylvania Ave NW"), City (filled with "Washington"), State (dropdown menu with "District of Columbia" selected), County (dropdown menu with "DISTRICT OF COLUMBIA" selected), and ZIP Code. At the bottom of the form, there are two buttons: "Search Facilities" (highlighted with a red box) and "Clear All".

Figure 6B-8 Find Existing Facilities

- h. A new window will appear with the facility listed. Click on check box to select the desired facility or facilities (see Figure 6B-9).
- i. Click the ‘Proceed with Selections’ button (see Figure 6B-9).

The screenshot shows the "Facility Search Results" page. At the top, it says "Facility Search Results (1 facility found)" and "List View | Map View". Below this is a yellow box containing the search criteria: "1200 PENNSYLVANIA AVE NW, WASHINGTON, DC | DISTRICT OF COLUMBIA" with a "Change" button. There is a "Filter:" field and an "Export Options" button. A table lists the search results:

<input type="checkbox"/>	EPA Registry ID	Facility Name	Facility Address	EPA Programs Reporting	Alternate EPA Registry IDs/Program IDs
<input checked="" type="checkbox"/>	110035819709	ENVIRONMENTAL PROTECTION AGENCY	1200 PENNSYLVANIA AVE NW WASHINGTON, DC 20460-0003 DISTRICT OF COLUMBIA	CEDRI	CEDRI88156, 110002498770, 110060340698

Below the table, it says "Showing 1 to 1 of 1 facilities" and "Previous 1 Next". At the bottom left, there is a "Proceed with Selections" button (highlighted with a red box) and a link: "Can't find your facility? Click here to create it".

Figure 6B-9 Facility Selection

- j. You should now see a summary of 'Unsaved Facilities' where you can review your list and view details on the facility(s) you selected. If you are satisfied with the selection and would like to retain to your Role Access, click the 'Save Selected Facilities' button (see Figure 6B-10).

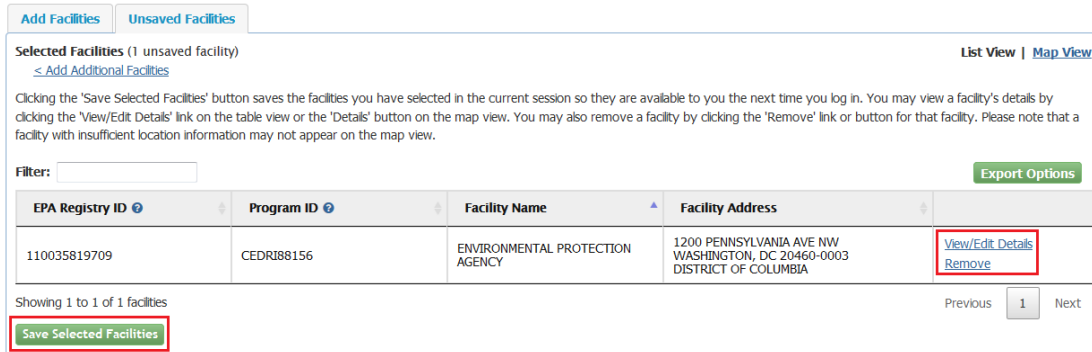


Figure 6B-10 Save Facility Selection

- k. If facility is not found, you can click on the link 'Can't find your facility? Click here to create it' (see Figure 6B-11).

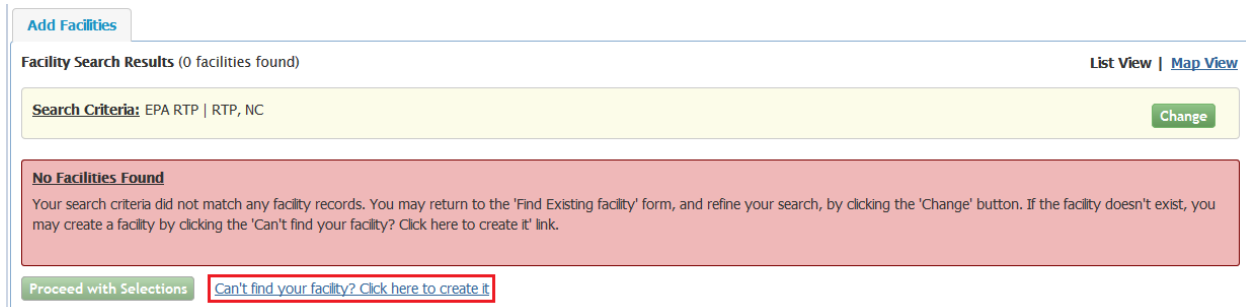


Figure 6B-11 Create new Facility link

- l. Add the facility by entering the Facility Name, Facility Address, and respond to "Is Mailing Address Same as Facility Address?" question with a Yes or No, followed by clicking the 'Map Facility' button (see Figure 6B-12).

The screenshot shows a web form titled "Add Facilities" with a sub-section "Create Facility". A link "< Back to Search Results" is visible. The form fields are as follows:

- Facility Name:** US EPA
- Facility Address:** 1200 Pennsylvania Avenue, Address 2, Washington, DC, 20004
- Coordinates:** Latitude and Longitude fields are present but empty.
- Responsible Agency Facility ID:** ID Not Available

At the bottom of the form, there is a question "Is Mailing Address Same as Facility Address?" with radio buttons for "Yes" (selected) and "No". A "Map Facility" button is located below this question. To the right of the form is a Bing map of Washington, D.C. and surrounding areas, with a "Map Legend" link at the bottom.

Figure 6B-12 Add Facility screen

## Step 7. Enter User and Organization Information

Enter User Information: Complete the required fields in 'Part 1: User Information' which include the following required data elements: User ID, Title, First Name, Last Name, Password, Re-type Password, and three Security Questions and Answers (see Figure 6B-13).

Please fill out all required fields marked with an asterisk(\*)

**Part 1: User Information**

**User ID \***

**Title \***

**First Name \***

**Middle Initial**

**Last Name \***

**Suffix**

**Password \***

**Re-type Password \***

**Security Question 1 \***

**Security Answer 1 \***

**Security Question 2 \***

**Security Answer 2 \***

**Security Question 3 \***

**Security Answer 3 \***

**Part 2: Organization Info**

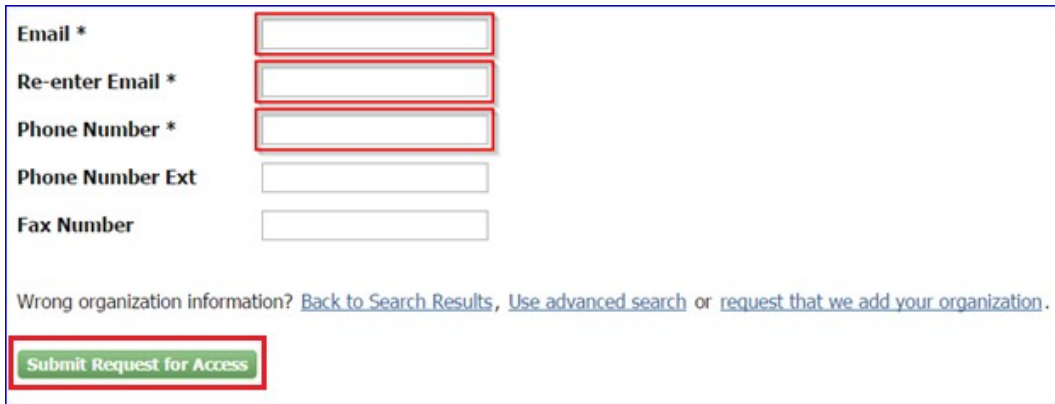
Enter organization or organization ID

Figure 6B-13. User and Organization Information

Enter Organization Information: Search for your organization by entering the organization name or ID in 'Part 2: Organization Information' and clicking on the 'Search' button (see Figure 6B-13).

- a. Click on the 'Organization ID' link associated with your organization. (If the Organization does not display, select the 'Use advanced search' hyperlink to expand the search criteria. If the organization is still not displayed, select the 'Request that we add your organization' hyperlink (see figure 6B-14).)
- b. Screen will refresh. Complete the following required fields in 'Part 2: Organization Information Info' (see Figure 6B-14) after an Organization is selected or as part of adding a new Organization.





Email \*

Re-enter Email \*

Phone Number \*

Phone Number Ext

Fax Number

Wrong organization information? [Back to Search Results](#), [Use advanced search](#) or [request that we add your organization](#).

Figure 6B-14. Organization Information

- c. Select the ‘Submit Request for Access’ button (see Figure 6B-14).
- d. Screen will refresh with message stating that you will receive a CDX generated email containing a hyperlink and the User ID created by completing the previous steps. Follow the instructions in the email to successfully verify and complete the CDX registration process (see Figure 6B-15).

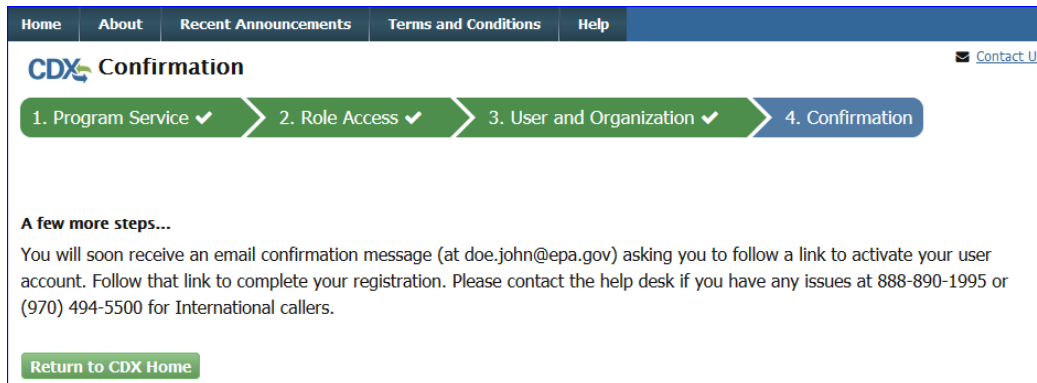


Figure 6B-15 Confirmation screen in CDX

## Step 8. Verifying CDX Registration

You will receive a message in your email for a Verification Request with the EPA Central Data Exchange (see Figure 6B-16). Depending on whether you registered as a Preparer or a Certifier, there will be different steps required to finalize the registration process. The Certifier Role requires an Electronic Signature Agreement (ESA) for additional proof of identity. Complete the following steps to fully activate your account:

- a. Click the link in the email provided to you by the CDX Help Desk which will bring you the CDX homepage.

 Reply  Reply All  Forward  IM



Thu 6/15/2017 9:38 AM

helpdesk@epacdx.net

Action Required: Please Confirm Contact Information Update

To  Doe, John

Retention Policy [Inbox \(Never\)](#)

Expires [Never](#)

Dear Mr John Doe,

You are receiving this notification because an update to your contact information for the following organization, has been requested. The code will expire in 24 hours and if it does, contact help desk to request another code.

EPA  
109 TW ALEXANDER DR,  
RTP, NC, 27711,  
US

Requested Update(s)  
Email: [doe.john@epa.gov](mailto:doe.john@epa.gov)

In order to confirm the contact information update, please click the following link to login:

<https://epacdx.net/UserOrgInfo/ValidLogin?code=4a193bf4-4531-4406-8b26-11e71d657305>

If you did not initiate this request, or have questions concerning this message, you may contact CDX Help Desk by email at [helpdesk@epacdx.net](mailto:helpdesk@epacdx.net) or by calling the CDX Technical Support Staff through our toll free telephone support on 888-890-1995 between Monday through Friday from 8:00 am to 6:00 pm EST/EDT. For International callers, the CDX Help Desk can also be reached at (970) 494-5500.

CDX Registration Homepage  
<https://epacdx.net>

---

United States Environmental Protection Agency - Central Data Exchange

Figure 6B-16. Example email from CDX to Complete Registration

- b. The link in the email will bring you to the CDX Login screen. Enter your User ID and Password that you created during the registration process (see Figure 6B-17).

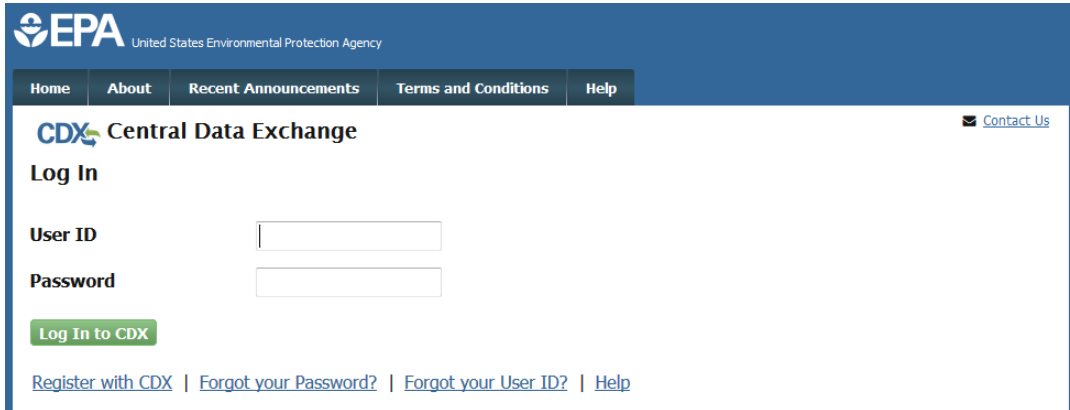


Figure 6B-17 CDX Login screen

- c. In the left 'Services' panel, check to see if the Program Service is listed as "CEDRI: Compliance and Emissions Data Reporting Interface" and the role assess you registered for is listed as 'Preparer' or 'Certifier' (see Figure 6B-18).

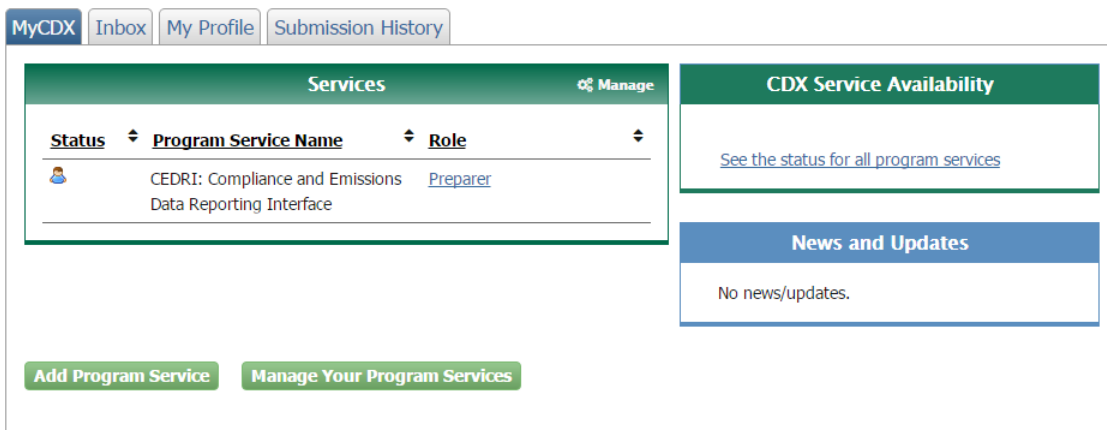


Figure 6B-18. My CDX (Preparer)

- d. If the Certifier Role was requested, please continue with the following additional steps to complete the Electronic Signature Agreement:
  - i. Review and/or complete required personal information fields (marked with ‘\*’) you used to register with the EPA CDX that appears on the screen.
  - ii. Check the box stating, ‘The name above is me. Please proceed with LexisNexis Validation’ and click on the ‘Proceed with Verification’ button. If you prefer to sign and submit a paper form rather than sign electronically when working in various systems supported by CDX, you may do so by clicking “sign the paper form” link found next to the ‘Proceed with Verification’ button (see Figure 6B-19).

1. Identity Verification > 2. ESA

The program you are registering for requires additional proof of identity. Your options are to use an independent 3rd-Party electronic identity proofing service or to print and submit a signed form through U.S. Postal Mail to the U.S. Environmental Protection Agency.

**Note:** [Additional LexisNexis® Identity Proofing Information](#)

LexisNexis® Instant ID

**Legal Name**

JOHN      DOE

**Home Address**

Address Line 1\*

Address Line 2

City\*      State\*      Zip Code\*

**Home or Personal Phone**

Home or Personal Phone

**Date of Birth**

Month\*      Day\*      Year\*

**Last 4 of SSN**

Last 4 of SSN\*

The name above is me. Please proceed with LexisNexis® Validation.

[Proceed with Verification](#)      [Paper Verification](#)      [Exit](#)

Figure 6B-19: Additional Verification

- iii. Screen will refresh to the Additional Verification page where you will select 5 Signature Questions and Answers. Once questions and answers are entered, click on 'Save Answers' (see Figure 6B-20).

### CDX Registration: Additional Verification

- 1. Identity Verification ✓
- 2. Signature Question
- 3. ESA

You are registered for a program that requires signature question verification. Please select five (5) signature questions and answers. The questions that you select should be questions that you can remember, but difficult for anyone else to guess.

#### Select 5 Signature Questions and Answers

<input type="text"/>	<input type="text"/>
<input type="text"/>	<input type="text"/>
<input type="text"/>	<input type="text"/>
<input type="text"/>	<input type="text"/>
<input type="text"/>	<input type="text"/>

Save Answers

Figure 6B-20. Additional Verification: 5 Signature Questions and Answers

- iv. Review the information in the ‘Electronic CDX Electronic Signature Agreement’ and to sign, click on the ‘Sign Electronically’ button (see Figure 6B-21).

### CDX CDX Registration: Additional Verification

Contact Us  
Logged in as DOE.JOHN [Log out](#)

- 1. Identity Verification ✓
- 2. Signature Question ✓
- 3. ESA

### Electronic CDX Electronic Signature Agreement

The CDX electronic signature agreement (ESA) is an agreement between yourself and CDX that will authorize your electronic signature. By signing the ESA you agree to adhere to the conditions listed on the agreement below. Once the ESA has been signed, you will be authorized to sign and/or encrypt information for your data flow. For any questions regarding the CDX ESA please contact the [CDX Help Desk](#).

Signing an electronic document on behalf of another person is subject to criminal, civil, administrative, or other lawful action.

#### U.S. Environmental Protection Agency ELECTRONIC SIGNATURE AGREEMENT

In accepting the electronic signature credential issued by the U.S. Environmental Protection Agency (EPA) to sign electronic documents submitted to EPA's Central Data Exchange (CDX), and as a representative for:

##### Electronic Signature Holder Company Information

Organization Name:	EPA
Address:	109 TW ALEXANDER DR
City, State, Zip:	RTP, NC 27711
Province:	
Country:	US
Phone Number:	(999) 999-9999
E-mail Address:	doe.john@epa.gov
Registrant's Name:	Mr John Doe
CDX User Name:	DOE.JOHN

Sign Electronically [Cancel](#)

Figure 6B-21. Additional Verification: Electronic CDX Electronic Signature Agreement

- v. A popup window will appear, read certification statement and click on the 'Accept' or 'Decline' button to accept or decline the agreement (see Figure 6B-22).

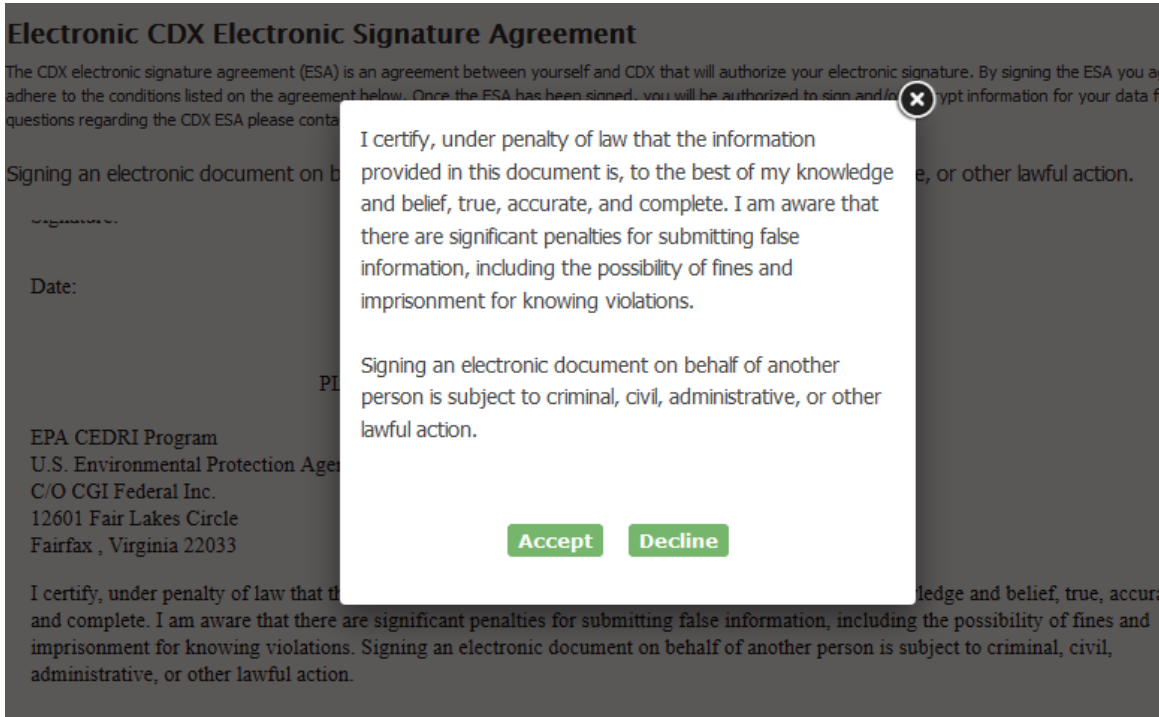


Figure 6B-22. Certification Statement Popup

- vi. Once you Accept agreement, a new eSignature Widget window will appear.
  - a) Authentication - Enter your password (see Figure 6B-23).



Figure 6B-23. eSignature Widget: Step 1. Authentication

- b) Verification – Answer one of the Signature Questions you selected in prior step above (see Figure 6B-24).

**Electronic CDX Electronic Signature Agreement**

The CDX electronic signature agreement (ESA) is an agreement between yourself and CDX that will authorize your electronic signature. By signing the ESA you agree to adhere to the conditions listed on the agreement below. Once the ESA has been signed, you will be authorized to sign and/or encrypt information for your data flow. For any questions regarding the CDX ESA please contact the [CDX Help Desk](#).

Si eSignature Widget

**1. Authentication**  
Log into CDX

**User:**  
DOE.JOHN

**Password:**  
●●●●●●

Welcome John Doe

**2. Verification**

**Question:**  
What is the first and middle name of your oldest sibling?

**Answer:**

**Answer**

Figure 6B-24. eSignature Widget: Step 2. Verification

- c) Sign File – Click on the ‘Sign File’ button (see Figure 6B-25).

**Electronic CDX Electronic Signature Agreement**

The CDX electronic signature agreement (ESA) is an agreement between yourself and CDX that will authorize your electronic signature. By signing the ESA you agree to adhere to the conditions listed on the agreement below. Once the ESA has been signed, you will be authorized to sign and/or encrypt information for your data flow. For any questions regarding the CDX ESA please contact the [CDX Help Desk](#).

Si eSignature Widget

**1. Authentication**  
Log into CDX

**User:**  
DOE.JOHN

**Password:**  
●●●●●●

Welcome John Doe

**2. Verification**

**Question:**  
What is the first and middle name of your oldest sibling?

**Answer:**  
JANE DOE

**Answer**

**3. Sign File**

**Sign**

Figure 6B-25. eSignature Widget: Step 3. Sign File

- vii. Once the LexisNexis form has been signed, you will return to the previous CDX window that will show the Program and Role you are registered for in the Services panel (see Figure 6B-26).

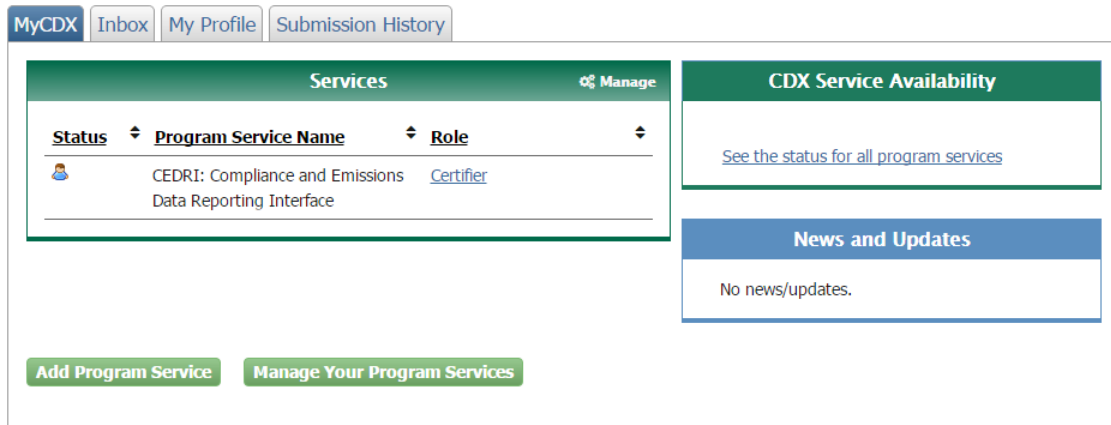


Figure 6B-26. My CDX (Certifier)

## CDX Support

If you have any general or technical questions related to CDX you may contact any of the following:

- Telephone: Person-to-Person telephone support is available from the CDX Help Desk 8:00 am to 6:00 pm EST. Call our toll-free line at 888-890-1995.
- Email: Send e-mail to Technical support at [helpdesk@epacdx.net](mailto:helpdesk@epacdx.net) with “Technical Support” in the Subject Line.



## Appendix 7. Plywood and Composite Wood Products NESHAP Definitions

### Definitions from 40 CFR Part 63, Subpart DDDD

#### §63.2292 What definitions apply to this subpart?

Terms used in this subpart are defined in the Clean Air Act (CAA), in 40 CFR 63.2, the General Provisions, and in this section as follows:

*Affected source* means the collection of dryers, refiners, blenders, formers, presses, board coolers, and other process units associated with the manufacturing of plywood and composite wood products. The affected source includes, but is not limited to, green end operations, refining, drying operations (including any combustion unit exhaust stream routinely used to direct fire process unit(s)), resin preparation, blending and forming operations, pressing and board cooling operations, and miscellaneous finishing operations (such as sanding, sawing, patching, edge sealing, and other finishing operations not subject to other NESHAP). The affected source also includes onsite storage of raw materials used in the manufacture of plywood and/or composite wood products, such as resins; onsite wastewater treatment operations specifically associated with plywood and composite wood products manufacturing; and miscellaneous coating operations (defined elsewhere in this section). The affected source includes lumber kilns at PCWP manufacturing facilities and at any other kind of facility.

*Agricultural fiber* means the fiber of an annual agricultural crop. Examples of agricultural fibers include, but are not limited to, wheat straw, rice straw, and bagasse.

*Biofilter* means an enclosed control system such as a tank or series of tanks with a fixed roof that contact emissions with a solid media (such as bark) and use microbiological activity to transform organic pollutants in a process exhaust stream to innocuous compounds such as carbon dioxide, water, and inorganic salts. Wastewater treatment systems such as aeration lagoons or activated sludge systems are not considered to be biofilters.

*Capture device* means a hood, enclosure, or other means of collecting emissions into a duct so that the emissions can be measured.

*Capture efficiency* means the fraction (expressed as a percentage) of the pollutants from an emission source that are collected by a capture device.

*Catalytic oxidizer* means a control system that combusts or oxidizes, in the presence of a catalyst, exhaust gas from a process unit. Catalytic oxidizers include regenerative catalytic oxidizers and thermal catalytic oxidizers.

*Combustion unit* means a dryer burner, process heater, or boiler. Combustion units may be used for combustion of organic HAP emissions.

*Control device* means any equipment that reduces the quantity of HAP emitted to the air. The device may destroy the HAP or secure the HAP for subsequent recovery. Control devices include, but are

not limited to, thermal or catalytic oxidizers, combustion units that incinerate process exhausts, biofilters, and condensers.

*Control system or add-on control system* means the combination of capture and control devices used to reduce HAP emissions to the atmosphere.

*Conveyor strand dryer* means a conveyor dryer used to reduce the moisture of wood strands used in the manufacture of oriented strandboard, laminated strand lumber, or other wood strand-based products. A *conveyor strand dryer* is a process unit.

*Conveyor strand dryer zone* means each portion of a conveyor strand dryer with a separate heat exchange system and exhaust vent(s). Conveyor strand dryers contain multiple zones (e.g., three zones), which may be divided into multiple sections.

*Deviation* means any instance in which an affected source subject to this subpart, or an owner or operator of such a source:

(1) Fails to meet any requirement or obligation established by this subpart including, but not limited to, any compliance option, operating requirement, or work practice requirement;

(2) Fails to meet any term or condition that is adopted to implement an applicable requirement in this subpart, and that is included in the operating permit for any affected source required to obtain such a permit; or

(3) Fails to meet any compliance option, operating requirement, or work practice requirement in this subpart during startup, shutdown, or malfunction, regardless of whether or not such failure is permitted by this subpart. A deviation is not always a violation. The determination of whether a deviation constitutes a violation of the standard is up to the discretion of the entity responsible for enforcement of the standards.

*Direct-fired process unit* means a process unit that is heated by the passing of combustion exhaust through the process unit such that the process material is contacted by the combustion exhaust.

*Dryer heated zones* means the zones of a softwood veneer dryer or fiberboard mat dryer that are equipped with heating and hot air circulation units. The cooling zone(s) of the dryer through which ambient air is blown are not part of the dryer heated zones.

*Dry forming* means the process of making a mat of resinated fiber to be compressed into a reconstituted wood product such as particleboard, oriented strandboard, medium density fiberboard, or hardboard.

*Dry rotary dryer* means a rotary dryer that dries wood particles or fibers with a maximum inlet moisture content of less than or equal to 30 percent (by weight, dry basis) and operates with a maximum inlet temperature of less than or equal to 600 °F. A dry rotary dryer is a process unit.

*Engineered wood product* means a product made with lumber, veneers, strands of wood, or from other small wood elements that are bound together with resin. Engineered wood products include, but are

not limited to, laminated strand lumber, laminated veneer lumber, parallel strand lumber, wood I-joists, and glue-laminated beams.

*Fiber* means the discrete elements of wood or similar cellulosic material, which are separated by mechanical means, as in refining, that can be formed into boards.

*Fiberboard* means a composite panel composed of cellulosic fibers (usually wood or agricultural material) made by wet forming and compacting a mat of fibers. Fiberboard density generally is less than 0.50 grams per cubic centimeter (31.5 pounds per cubic foot).

*Fiberboard mat dryer* means a dryer used to reduce the moisture of wet-formed wood fiber mats by applying heat. A *fiberboard mat dryer* is a process unit.

*Flame zone* means the portion of the combustion chamber in a combustion unit that is occupied by the flame envelope.

*Furnish* means the fibers, particles, or strands used for making boards.

*Glue-laminated beam* means a structural wood beam made by bonding lumber together along its faces with resin.

*Green rotary dryer* means a rotary dryer that dries wood particles or fibers with an inlet moisture content of greater than 30 percent (by weight, dry basis) at any dryer inlet temperature or operates with an inlet temperature of greater than 600 °F with any inlet moisture content. A *green rotary dryer* is a process unit.

*Group 1 miscellaneous coating operations* means application of edge seals, nail lines, logo (or other information) paint, shelving edge fillers, trademark/gradestamp inks, and wood putty patches to plywood and composite wood products (except kiln-dried lumber) on the same site where the plywood and composite wood products are manufactured. Group 1 miscellaneous coating operations also include application of synthetic patches to plywood at new affected sources.

*Hardboard* means a composite panel composed of inter-felted cellulosic fibers made by dry or wet forming and pressing of a resinated fiber mat. Hardboard generally has a density of 0.50 grams per cubic centimeter (31.5 pounds per cubic foot) or greater.

*Hardboard oven* means an oven used to heat treat or temper hardboard after hot pressing. Humidification chambers are not considered as part of hardboard ovens. A *hardboard oven* is a process unit.

*Hardwood* means the wood of a broad-leafed tree, either deciduous or evergreen. Examples of hardwoods include, but are not limited to, aspen, birch, poplar, and oak.

*Hardwood veneer dryer* means a dryer that removes excess moisture from veneer by conveying the veneer through a heated medium on rollers, belts, cables, or wire mesh. Hardwood veneer dryers are used to dry veneer with less than 30 percent softwood species on an annual volume basis. Veneer kilns that operate as batch units, veneer dryers heated by radio frequency or microwaves that are used to redry

veneer, and veneer redryers (defined elsewhere in this section) that are heated by conventional means are not considered to be hardwood veneer dryers. A *hardwood veneer dryer* is a process unit.

*Kiln-dried lumber* means solid wood lumber that has been dried in a lumber kiln.

*Laminated strand lumber (LSL)* means a composite product formed into a billet made of thin wood strands cut from whole logs, resinated, and pressed together with the grain of each strand oriented parallel to the length of the finished product.

*Laminated veneer lumber (LVL)* means a composite product formed into a billet made from layers of resinated wood veneer sheets or pieces pressed together with the grain of each veneer aligned primarily along the length of the finished product. *Laminated veneer lumber* is also known as parallel strand lumber (PSL).

*Lumber* means boards or planks sawed or split from logs or timber, including logs or timber processed for use as utility poles or other wood components. Lumber can be either green (non-dried) or dried. Lumber is typically either air-dried or kiln-dried.

*Lumber kiln* means an enclosed dryer operated by applying heat to reduce the moisture content of lumber.

*Medium density fiberboard (MDF)* means a composite panel composed of cellulosic fibers (usually wood or agricultural fiber) made by dry forming and pressing of a resinated fiber mat.

*Method detection limit* means the minimum concentration of an analyte that can be determined with 99 percent confidence that the true value is greater than zero.

*Miscellaneous coating operations* means application of any of the following to plywood or composite wood products: edge seals, moisture sealants, anti-skid coatings, company logos, trademark or grade stamps, nail lines, synthetic patches, wood patches, wood putty, concrete forming oils, glues for veneer composing, and shelving edge fillers. Miscellaneous coating operations also include the application of primer to oriented strandboard siding that occurs at the same site as oriented strandboard manufacture and application of asphalt, clay slurry, or titanium dioxide coatings to fiberboard at the same site of fiberboard manufacture.

*Molded particleboard* means a shaped composite product (other than a composite panel) composed primarily of cellulosic materials (usually wood or agricultural fiber) generally in the form of discrete pieces or particles, as distinguished from fibers, which are pressed together with resin.

*MSF* means thousand square feet (92.9 square meters). Square footage of panels is usually measured on a thickness basis, such as  $\frac{3}{8}$ -inch, to define the total volume of panels. Equation 6 of §63.2262(j) shows how to convert from one thickness basis to another.

*Nondetect data* means, for the purposes of this subpart, any value that is below the method detection limit.

*Non-HAP coating* means a coating with HAP contents below 0.1 percent by mass for Occupational Safety and Health Administration-defined carcinogens as specified in 29 CFR 1910.1200(d)(4), and below 1.0 percent by mass for other HAP compounds.

*1-hour period* means a 60-minute period.

*Oriented strandboard (OSB)* means a composite panel produced from thin wood strands cut from whole logs, formed into resinated layers (with the grain of strands in one layer oriented perpendicular to the strands in adjacent layers), and pressed.

*Oven-dried ton(s) (ODT)* means tons of wood dried until all of the moisture in the wood is removed. One oven-dried ton equals 907 oven-dried kilograms.

*Parallel strand lumber (PSL)* means a composite product formed into a billet made from layers of resinated wood veneer sheets or pieces pressed together with the grain of each veneer aligned primarily along the length of the finished product. *Parallel strand lumber* is also known as laminated veneer lumber (LVL).

*Partial wood products enclosure* means an enclosure that does not meet the design criteria for a wood products enclosure as defined in this subpart.

*Particle* means a discrete, small piece of cellulosic material (usually wood or agricultural fiber) produced mechanically and used as the aggregate for a particleboard.

*Particleboard* means a composite panel composed primarily of cellulosic materials (usually wood or agricultural fiber) generally in the form of discrete pieces or particles, as distinguished from fibers, which are pressed together with resin.

*Plywood* means a panel product consisting of layers of wood veneers hot pressed together with resin. Plywood includes panel products made by hot pressing (with resin) veneers to a substrate such as particleboard, medium density fiberboard, or lumber. Plywood products may be flat or curved.

*Plywood and composite wood products (PCWP) manufacturing facility* means a facility that manufactures plywood and/or composite wood products by bonding wood material (fibers, particles, strands, veneers, etc.) or agricultural fiber, generally with resin under heat and pressure, to form a panel, engineered wood product, or other product defined in §63.2292. Plywood and composite wood products manufacturing facilities also include facilities that manufacture dry veneer and lumber kilns located at any facility. Plywood and composite wood products include, but are not limited to, plywood, veneer, particleboard, molded particleboard, oriented strandboard, hardboard, fiberboard, medium density fiberboard, laminated strand lumber, laminated veneer lumber, wood I-joists, kiln-dried lumber, and glue-laminated beams.

*Press predryer* means a dryer used to reduce the moisture and elevate the temperature by applying heat to a wet-formed fiber mat before the mat enters a hot press. A *press predryer* is a process unit.

*Pressurized refiner* means a piece of equipment operated under pressure for preheating (usually by steaming) wood material and refining (rubbing or grinding) the wood material into fibers. Pressurized refiners are operated with continuous infeed and outfeed of wood material and maintain elevated internal

pressures (*i.e.*, there is no pressure release) throughout the preheating and refining process. A *pressurized refiner* is a process unit.

*Primary tube dryer* means a single-stage tube dryer or the first stage of a multi-stage tube dryer. Tube dryer stages are separated by vents for removal of moist gases between stages (*e.g.*, a product cyclone at the end of a single-stage dryer or between the first and second stages of a multi-stage tube dryer). The first stage of a multi-stage tube dryer is used to remove the majority of the moisture from the wood furnish (compared to the moisture reduction in subsequent stages of the tube dryer). Blow-lines used to apply resin are considered part of the primary tube dryer. A *primary tube dryer* is a process unit.

*Process unit* means equipment classified according to its function such as a blender, dryer, press, former, or board cooler.

*Reconstituted wood product board cooler* means a piece of equipment designed to reduce the temperature of a board by means of forced air or convection within a controlled time period after the board exits the reconstituted wood product press unloader. Board coolers include wicket and star type coolers commonly found at medium density fiberboard and particleboard plants. Board coolers do not include cooling sections of dryers (*e.g.*, veneer dryers or fiberboard mat dryers) or coolers integrated into or following hardboard bake ovens or humidifiers. A *reconstituted wood product board cooler* is a process unit.

*Reconstituted wood product press* means a press, including (if applicable) the press unloader, that presses a resinated mat of wood fibers, particles, or strands between hot platens or hot rollers to compact and set the mat into a panel by simultaneous application of heat and pressure. Reconstituted wood product presses are used in the manufacture of hardboard, medium density fiberboard, particleboard, and oriented strandboard. Extruders are not considered to be reconstituted wood product presses. A *reconstituted wood product press* is a process unit.

*Representative operating conditions* means operation of a process unit during performance testing under the conditions that the process unit will typically be operating in the future, including use of a representative range of materials (*e.g.*, wood material of a typical species mix and moisture content or typical resin formulation) and representative operating temperature range.

*Resin* means the synthetic adhesive (including glue) or natural binder, including additives, used to bond wood or other cellulosic materials together to produce plywood and composite wood products.

*Responsible official* means responsible official as defined in 40 CFR 70.2 and 40 CFR 71.2.

*Rotary strand dryer* means a rotary dryer operated by applying heat and used to reduce the moisture of wood strands used in the manufacture of oriented strandboard, laminated strand lumber, or other wood strand-based products. A *rotary strand dryer* is a process unit.

*Secondary tube dryer* means the second stage and subsequent stages following the primary stage of a multi-stage tube dryer. Secondary tube dryers, also referred to as relay dryers, operate at lower temperatures than the primary tube dryer they follow. Secondary tube dryers are used to remove only a small amount of the furnish moisture compared to the furnish moisture reduction across the primary tube dryer. A *secondary tube dryer* is a process unit.

*Softwood* means the wood of a coniferous tree. Examples of softwoods include, but are not limited to, Southern yellow pine, Douglas fir, and White spruce.

*Softwood veneer dryer* means a dryer that removes excess moisture from veneer by conveying the veneer through a heated medium, generally on rollers, belts, cables, or wire mesh. Softwood veneer dryers are used to dry veneer with greater than or equal to 30 percent softwood species on an annual volume basis. Veneer kilns that operate as batch units, veneer dryers heated by radio frequency or microwaves that are used to redry veneer, and veneer redryers (defined elsewhere in this section) that are heated by conventional means are not considered to be softwood veneer dryers. A *softwood veneer dryer* is a process unit.

*Startup* means bringing equipment online and starting the production process.

*Startup, initial* means the first time equipment is put into operation. Initial startup does not include operation solely for testing equipment. Initial startup does not include subsequent startups (as defined in this section) following malfunction or shutdowns or following changes in product or between batch operations. Initial startup does not include startup of equipment that occurred when the source was an area source.

*Startup, shutdown, and malfunction plan (SSMP)* means a plan developed according to the provisions of §63.6(e)(3).

*Strand* means a long (with respect to thickness and width), flat wood piece specially cut from a log for use in oriented strandboard, laminated strand lumber, or other wood strand-based product.

*Temporary total enclosure (TTE)* means an enclosure constructed for the purpose of measuring the capture efficiency of pollutants emitted from a given source, as defined in Method 204 of 40 CFR part 51, appendix M.

*Thermal oxidizer* means a control system that combusts or oxidizes exhaust gas from a process unit. Thermal oxidizers include regenerative thermal oxidizers and combustion units.

*Total hazardous air pollutant emissions* means, for purposes of this subpart, the sum of the emissions of the following six compounds: acetaldehyde, acrolein, formaldehyde, methanol, phenol, and propionaldehyde.

*Tube dryer* means a single-stage or multi-stage dryer operated by applying heat to reduce the moisture of wood fibers or particles as they are conveyed (usually pneumatically) through the dryer. Resin may or may not be applied to the wood material before it enters the tube dryer. Tube dryers do not include pneumatic fiber transport systems that use temperature and humidity conditioned pneumatic system supply air in order to prevent cooling of the wood fiber as it is moved through the process. A *tube dryer* is a process unit.

*Veneer* means thin sheets of wood peeled or sliced from logs for use in the manufacture of wood products such as plywood, laminated veneer lumber, or other products.

*Veneer redryer* means a dryer heated by conventional means, such as direct wood-fired, direct-gas-fired, or steam heated, that is used to redry veneer that has been previously dried. Because the veneer

dried in a veneer redryer has been previously dried, the inlet moisture content of the veneer entering the redryer is less than 25 percent (by weight, dry basis). Batch units used to redry veneer (such as redry cookers) are not considered to be veneer redryers. A *veneer redryer* is a process unit.

*Wet control device* means any equipment that uses water as a means of collecting an air pollutant. Wet control devices include scrubbers, wet electrostatic precipitators, and electrified filter beds. Wet control devices do not include biofilters or other equipment that destroys or degrades HAP.

*Wet forming* means the process of making a slurry of water, fiber, and additives into a mat of fibers to be compressed into a fiberboard or hardboard product.

*Wood I-joists* means a structural wood beam with an I-shaped cross section formed by bonding (with resin) wood or laminated veneer lumber flanges onto a web cut from a panel such as plywood or oriented strandboard.

*Wood products enclosure* means a permanently installed containment that was designed to meet the following physical design criteria:

(1) Any natural draft opening shall be at least four equivalent opening diameters from each HAP-emitting point, except for where board enters and exits the enclosure, unless otherwise specified by the EPA Administrator.

(2) The total area of all natural draft openings shall not exceed 5 percent of the surface area of the enclosure's four walls, floor, and ceiling.

(3) The average facial velocity of air through all natural draft openings shall be at least 3,600 meters per hour (200 feet per minute). The direction of airflow through all natural draft openings shall be into the enclosure.

(4) All access doors and windows whose areas are not included in item 2 of this definition and are not included in the calculation of facial velocity in item 3 of this definition shall be closed during routine operation of the process.

(5) The enclosure is designed and maintained to capture all emissions for discharge through a control device.

*Work practice requirement* means any design, equipment, work practice, or operational standard, or combination thereof, that is promulgated pursuant to section 112(h) of the CAA.

[69 FR 46011, July 30, 2004, as amended at 71 FR 8372, Feb. 16, 2006]

### **Supplemental Definitions**

*Agricultural fiber board press* means a press used in the production of an agricultural fiber based composite wood product. An agricultural fiber board press is a process unit.



*Agricultural fiberboard mat dryer* means a dryer used to reduce the moisture of wet-formed agricultural fiber mats by applying heat. An agricultural fiberboard mat dryer is a process unit.

*Atmospheric refiner* means a piece of equipment operated under atmospheric pressure for refining (rubbing or grinding) the wood material into fibers or particles. Atmospheric refiners are operated with continuous infeed and outfeed of wood material and atmospheric pressures throughout the refining process. An atmospheric refiner is a process unit.

*Blending and forming operations* means the process of mixing adhesive and other additives with the (wood) furnish of the composite panel and making a mat of resinated fiber, particles, or strands to be compressed into a reconstituted wood product such as particleboard, oriented strandboard, or medium density fiberboard. Blending and forming operations are process units.

*Fiber washer* means a unit in which water-soluble components of wood (hemicellulose and sugars) that have been produced during digesting and refining are removed from the wood fiber. Typically wet fiber leaving a refiner is further diluted with water and then passed over a filter, leaving the cleaned fiber on the surface. A fiber washer is a process unit.

*Finishing sander* means a piece of equipment that uses an abrasive drum, belt, or pad to impart smoothness to the surface of a plywood or composite wood product panel and to reduce the panel to the prescribed thickness. A finishing sander is a process unit.

*Finishing saw* means a piece of equipment used to trim or cut finished plywood and composite wood products panels to a certain size. A finishing saw is a process unit.

*Hardwood plywood press* means a hot press which, through heat and pressure, bonds assembled hardwood veneers (including multiple plies of veneer and/or a substrate) and resin into a hardwood plywood panel. A hardwood plywood press is a process unit.

*Hardwood veneer kiln* means an enclosed dryer operated in batch cycles by applying heat to reduce the moisture content from stacked hardwood veneer. A hardwood veneer kiln is a process unit.

*Humidifier* means a process unit used to increase the moisture content of hardboard following pressing or after post-baking. Typically, water vapor saturated air is blown over the hardboard surfaces in a closed cabinet. A humidifier is a process unit.

*I-joint curing chamber* means an oven or a room surrounded by a solid wall or heavy plastic flaps that uses heat, infrared, or radio-frequency techniques to cure the adhesive. An I-joint curing chamber is a process unit.

*Log vat* means a process unit that raises the temperature of the logs inside by applying a heated substance, usually hot water and steam, to the outside of the logs by spraying or soaking. A log vat is a process unit.

*LSL press* means a composite wood product press that presses a loose mat of resinated strands into a billet by simultaneous application of heat and pressure. The billet is cut into laminated strand lumber after exiting the press. An LSL press is a process unit.

*LVL or PSL press* means a composite wood product press that presses resinated stacks of veneers into a solid billet by application of heat and/or pressure. The billet is cut into laminated veneer lumber or parallel strand lumber after exiting the press. An LVL or PSL press is a process unit.

*Paddle-type particleboard dryer* means a dryer to which heat is applied to remove moisture from particles and paddles to advance materials through the dryer. This type of dryer removes moisture absorbed by particles due to high ambient temperature. A paddle-type particleboard dryer is a process unit.

*Panel-trim chipper* means a piece of equipment that accepts the discarded pieces of veneer or pressed plywood and composite wood products panels that are removed by finishing saws and reduces these pieces to small elements. A panel-trim chipper is a process unit.

*Particleboard extruder* means a heated die oriented either horizontally or vertically through which resinated particles are continuously forced to form extruded particleboard products. A particleboard extruder is a process unit.

*Particleboard press mold* means a press that consists of molds that apply heat and pressure to form molded or shaped particleboard products. A particleboard press mold is a process unit.

*Radio-frequency veneer redryer* means a dryer heated by radio-frequency waves that is used to redry veneer that has been previously dried. A radio-frequency veneer redryer is a process unit.

*Resin storage tank* means any storage tank, container, or vessel connected to plywood and composite wood product production that holds resin additives (in liquid form) containing any of the HAP listed in table 2A to this appendix. A resin storage tank is a process unit.

*Rotary agricultural fiber dryer* means a rotary dryer operated by applying heat to reduce the moisture of agricultural fiber. A rotary agricultural fiber dryer is a process unit.

*Softwood plywood press* means a hot press which, through heat and pressure, bonds assembled softwood veneer plies and resin into a softwood plywood panel. A softwood plywood press is a process unit.

*Softwood veneer kiln* means an enclosed dryer operated in batch cycles by applying heat to reduce the moisture content from stacked softwood veneer. A softwood veneer kiln is a process unit.

*Stand-alone digester* means a pressure vessel used to heat and soften wood chips (usually by steaming) before the chips are sent to a separate process unit for refining into fiber. A stand-alone digester is a process unit.

*Unit Risk Estimate (URE)* means the upper-bound excess lifetime cancer risk estimated to result from continuous exposure to an agent at a concentration of 1 microgram per cubic meter ( $\mu\text{g}/\text{m}^3$ ) in air.

*Wastewater/process water operation* means equipment that processes water in plywood or composite wood product facilities for reuse or disposal. Wastewater/process water operations includes but is not limited to pumps, holding ponds and tanks, cooling and heating operations, settling systems, filtration systems, aeration systems, clarifiers, pH adjustment systems, log storage ponds, pollution

OMB Control No. \_\_\_\_-\_\_\_\_  
Approval Expires \_\_/\_\_/\_\_

control device water (including wash water), vacuum distillation systems, sludge drying and disposal systems, spray irrigation fields, and connections to POTW facilities. Wastewater/process water operations are process units.

## Appendix 8. Industry Source Classification Code Crosswalk

PCWP SCCs by Products and Process Unit Type				Provisional calculation information			
PCWP <sup>1</sup>	SCC	SCC Level Four	ICR Process Unit Type	Related AP-42 EF to use in absence of more representative data	EF source	EF units	Pollutants with Provisional Calculations Available <sup>2</sup>
PB	30700635	Dry Rotary Dryer: Indirect-heated: <600F Inlet air, <30%MC: Softwood	Dry rotary dryer	Particleboard, rotary, indirect heated with auxiliary natural gas, softwood	AP-42, Ch 10.6.2	lb/ODT	Formaldehyde, Methanol
PB	30700636	Dry Rotary Dryer: Indirect-heated: <600F Inlet air, <30%MC: Hardwood	Dry rotary dryer	Particleboard, rotary, indirect heated with auxiliary natural gas, softwood	AP-42, Ch 10.6.2	lb/ODT	Formaldehyde, Methanol
PB	30700637	Dry Rotary Dryer: Indirect-heated: <600F Inlet air, <30%MC: Mixed Softwood/Hardwood	Dry rotary dryer	Particleboard, rotary, indirect heated with auxiliary natural gas, softwood	AP-42, Ch 10.6.2	lb/ODT	Formaldehyde, Methanol
PB	30700641	Former Operations: Urea Formaldehyde Resin	Former	MDF, former without blowline blend, UF resin (includes blender emissions)	AP-42, Ch 10.6.3	lb/ODT	Formaldehyde, Methanol
PB	30700642	Former Operations: Non-Urea Formaldehyde Resin	Former	MDF, former without blowline blend, UF resin (includes blender emissions)	AP-42, Ch 10.6.3	lb/ODT	Formaldehyde, Methanol
PB	30700648	Blender: Urea Formaldehyde Resin	Blender	MDF paddle blender, UF resin	AP-42, Ch 10.6.3	lb/ODT	Formaldehyde, Methanol
PB	30700649	Blender: Non-Urea Formaldehyde Resin	Blender	MDF paddle blender, UF resin	AP-42, Ch 10.6.3	lb/ODT	Formaldehyde, Methanol
PB	30700651	Reconstituted Wood Products Press: Batch: Urea Formaldehyde Resin	Reconstituted wood product press	Particleboard, press, UF resin	AP-42, Ch 10.6.2	lb/MSF 3/4	Acetaldehyde, Acrolein Formaldehyde, Methanol, Phenol, Benzene, MIBK

PCWP SCCs by Products and Process Unit Type				Provisional calculation information			
PCWP <sup>1</sup>	SCC	SCC Level Four	ICR Process Unit Type	Related AP-42 EF to use in absence of more representative data	EF source	EF units	Pollutants with Provisional Calculations Available <sup>2</sup>
PB	30700652	Reconstituted Wood Products Press: Continuous: Urea Formaldehyde Resin	Reconstituted wood product press	Particleboard, press, UF resin	AP-42, Ch 10.6.2	lb/MSF 3/4	Acetaldehyde, Acrolein-Formaldehyde, Methanol, Phenol, Benzene, MIBK
PB	30700653	Reconstituted Wood Products Press: Continuous: Non-Urea Formaldehyde Resin	Reconstituted wood product press	Particleboard, press, UF resin	AP-42, Ch 10.6.2	lb/MSF 3/4	Acetaldehyde, Acrolein, Formaldehyde, Methanol, Phenol, Benzene, MIBK
PB	30700654	Reconstituted Wood Products Press: Batch: Non-Urea Formaldehyde Resin	Reconstituted wood product press	Particleboard, press, UF resin	AP-42, Ch 10.6.2	lb/MSF 3/4	Acetaldehyde, Acrolein, Formaldehyde, Methanol, Phenol, Benzene, MIBK
PB	30700656	Agriculture Fiber Board Press	Agriculture fiber board press		No EF for SCC		
PB	30700657	Flaker: Hardwood	Other	Particleboard, flaker/refiner/hammermill	AP-42, Ch 10.6.2	lb/ODT	Methanol, Phenol
PB	30700658	Flaker: Softwood	Other	Particleboard, flaker/refiner/hammermill	AP-42, Ch 10.6.2	lb/ODT	Methanol, Phenol
PB	30700660	Board Cooler: Non-Urea Formaldehyde Resin	Reconstituted wood product board cooler	Particleboard, board cooler, UF resin	AP-42, Ch 10.6.2	lb/MSF 3/4	Acetaldehyde, Acrolein, Formaldehyde, Methanol, Phenol, MIBK
PB	30700661	Board Cooler: Urea Formaldehyde Resin	Reconstituted wood product board cooler	Particleboard, board cooler, UF resin	AP-42, Ch 10.6.2	lb/MSF 3/4	Acetaldehyde, Acrolein, Formaldehyde, Methanol, Phenol, Benzene, MIBK
PB	30700662	Refiner: Green Wood Material: Hardwood	Atmospheric refiner	Particleboard, flaker/refiner/hammermill	AP-42, Ch 10.6.2	lb/ODT	Methanol, Phenol
PB	30700663	Refiner: Dry Wood Materials	Atmospheric refiner	Particleboard, flaker/refiner/hammermill	AP-42, Ch 10.6.2	lb/ODT	Methanol, Phenol
PB	30700664	Refiner: Green Wood Material: Softwood	Atmospheric refiner	Particleboard, flaker/refiner/hammermill	AP-42, Ch 10.6.2	lb/ODT	Methanol, Phenol

PCWP SCCs by Products and Process Unit Type				Provisional calculation information			
PCWP <sup>1</sup>	SCC	SCC Level Four	ICR Process Unit Type	Related AP-42 EF to use in absence of more representative data	EF source	EF units	Pollutants with Provisional Calculations Available <sup>2</sup>
PB	30700665	Sanding Operations	Finishing sander	Particleboard, sander	AP-42, Ch 10.6.2	lb/MSF	Methanol, Phenol
PB	30700666	Refiner: Mixed Dry and Green Wood Material	Atmospheric refiner	Particleboard, flaker/refiner/hammermill	AP-42, Ch 10.6.2	lb/ODT	Methanol, Phenol
PB	30700667	Sanding Operations: Urea Formaldehyde Resin	Finishing sander	Particleboard, sander	AP-42, Ch 10.6.2	lb/MSF	Methanol, Phenol
PB	30700668	Sanding Operations: Non-Urea Formaldehyde Resin	Finishing sander	Particleboard, sander	AP-42, Ch 10.6.2	lb/MSF	Methanol, Phenol
PB	30700670	Dry Rotary Dryer: Direct Wood-fired: <600F Inlet air, <30%MC: Hardwood	Dry rotary dryer	Particleboard, Rotary dryer, direct wood-fired, softwood	AP-42, Ch 10.6.2	lb/ODT	HAP metals, Acetaldehyde, Acrolein, Acetophenone, Benzene, Biphenyl, Bis-(2-ethylhexyl phthalate), Bromomethane, Carbon disulfide, Carbon tetrachloride, Chloromethane, Cumene, Dibutylphthalate, Ethyl benzene, Formaldehyde, Hydroquinone, xylenes, methanol, Methylene chloride, MIBK, n-Hexane, Propionaldehyde, Styrene, Toluene, Phenol, 1,1,1-Trichloroethane

PCWP SCCs by Products and Process Unit Type				Provisional calculation information			
PCWP <sup>1</sup>	SCC	SCC Level Four	ICR Process Unit Type	Related AP-42 EF to use in absence of more representative data	EF source	EF units	Pollutants with Provisional Calculations Available <sup>2</sup>
PB	30700671	Dry Rotary Dryer: Direct Wood-fired: <600F Inlet air, <30%MC: Softwood	Dry rotary dryer	Particleboard, Rotary dryer, direct wood-fired, softwood	AP-42, Ch 10.6.2	lb/ODT	HAP metals, Acetaldehyde, Acrolein, Acetophenone, Benzene, Biphenyl, Bis-(2-ethylhexyl phthalate), Bromomethane, Carbon disulfide, Carbon tetrachloride, Chloromethane, Cumene, Dibutylphthalate, Ethyl benzene, Formaldehyde, Hydroquinone, xylenes, methanol, Methylene chloride, MIBK, n-Hexane, Propionaldehyde, Styrene, Toluene, Phenol, 1,1,1-Trichloroethane
PB	30700672	Dry Rotary Dryer: Direct Wood-fired: <600F Inlet air, <30%MC: Mixed Softwood/Hardwood	Dry rotary dryer	Particleboard, Rotary dryer, direct wood-fired, softwood	AP-42, Ch 10.6.2	lb/ODT	Acetaldehyde, Acrolein, Acetophenone, Benzene, Biphenyl, Bis-(2-ethylhexyl phthalate), Bromomethane, Carbon disulfide, Carbon tetrachloride, Chloromethane, Cumene, Dibutylphthalate, Ethyl benzene, Formaldehyde, Hydroquinone, xylenes, methanol, Methylene chloride, MIBK, n-Hexane, Propionaldehyde, Styrene, Toluene, Phenol, 1,1,1-Trichloroethane, HAP metals
PB	30700673	Dry Rotary Dryer: Direct Natural Gas-fired: <600F Inlet air, <30%MC: Hardwood	Dry rotary dryer	Particleboard, Rotary dryer, direct natural gas-fired, hardwood	AP-42, Ch 10.6.2	lb/ODT	Formaldehyde

PCWP SCCs by Products and Process Unit Type				Provisional calculation information			
PCWP <sup>1</sup>	SCC	SCC Level Four	ICR Process Unit Type	Related AP-42 EF to use in absence of more representative data	EF source	EF units	Pollutants with Provisional Calculations Available <sup>2</sup>
PB	30700674	Dry Rotary Dryer: Direct Natural Gas-fired: <600F Inlet air, <30%MC: Softwood	Dry rotary dryer	Particleboard, Rotary dryer, direct natural gas-fired, softwood	AP-42, Ch 10.6.2	lb/ODT	Formaldehyde, Methanol
PB	30700675	Dry Rotary Dryer: Direct Natural Gas-fired: <600F Inlet air, <30%MC: Mixed Softwood/Hardwood	Dry rotary dryer	Particleboard, Rotary dryer, direct natural gas-fired, softwood	AP-42, Ch 10.6.2	lb/ODT	Formaldehyde, Methanol
PB	30700676	Green Rotary Dryer: Direct Wood-fired: Hardwood	Green rotary dryer	Particleboard, green dryer, rotary, direct wood-fired, mixed wood species (40-60% softwood, 40-60% hardwood)	AP-42, Ch 10.6.2	lb/ODT	Acetaldehyde, Acrolein, Formaldehyde, Methanol, Phenol, Propionaldehyde, Benzene, Methylene chloride, Styrene, Toluene, Xylenes, HAP metals
PB	30700677	Green Rotary Dryer: Direct Wood-fired: Softwood	Green rotary dryer	Particleboard, green dryer, rotary, direct wood-fired, softwood	AP-42, Ch 10.6.2	lb/ODT	Acetaldehyde, Acrolein-Formaldehyde, Methanol, Phenol, Propionaldehyde, Benzene, Chloroform, Cumene, MIBK, Methylene chloride, Styrene, Toluene, Xylenes, HAP metals
PB	30700678	Green Rotary Dryer: Direct Wood-fired: Mixed Softwood/Hardwood	Green rotary dryer	Particleboard, green dryer, rotary, direct wood-fired, mixed wood species (40-60% softwood, 40-60% hardwood)	AP-42, Ch 10.6.2	lb/ODT	Acetaldehyde, Acrolein, Formaldehyde, Methanol, Phenol, Propionaldehyde, Benzene, Methylene chloride, Styrene, Toluene, Xylenes, HAP metals
PB	30700679	Green Rotary Dryer: Direct Natural Gas-fired: Hardwood	Green rotary dryer	Particleboard, green dryer, rotary, direct natural gas-fired, softwood	AP-42, Ch 10.6.2	lb/ODT	Formaldehyde



PCWP SCCs by Products and Process Unit Type				Provisional calculation information			
PCWP <sup>1</sup>	SCC	SCC Level Four	ICR Process Unit Type	Related AP-42 EF to use in absence of more representative data	EF source	EF units	Pollutants with Provisional Calculations Available <sup>2</sup>
PB	30700680	Green Rotary Dryer: Direct Natural Gas-fired: Softwood	Green rotary dryer	Particleboard, green dryer, rotary, direct natural gas-fired, softwood	AP-42, Ch 10.6.2	lb/ODT	Formaldehyde
PB	30700681	Green Rotary Dryer: Direct Natural Gas-fired: Mixed Softwood/Hardwood	Green rotary dryer	Particleboard, green dryer, rotary, direct natural gas-fired, softwood	AP-42, Ch 10.6.2	lb/ODT	Formaldehyde
PB	30700682	Green Rotary Dryer: Indirect-heated: Hardwood	Green rotary dryer	Particleboard, Rotary dryer, indirect heated with auxiliary natural gas, softwood	AP-42, Ch 10.6.2	lb/ODT	Formaldehyde, Methanol
PB	30700683	Green Rotary Dryer: Indirect-heated: Softwood	Green rotary dryer	Particleboard, Rotary dryer, indirect heated with auxiliary natural gas, softwood	AP-42, Ch 10.6.2	lb/ODT	Formaldehyde, Methanol
PB	30700684	Green Rotary Dryer: Indirect-heated: Mixed Softwood/Hardwood	Green rotary dryer	Particleboard, Rotary dryer, indirect heated with auxiliary natural gas, softwood	AP-42, Ch 10.6.2	lb/ODT	Formaldehyde, Methanol
PB	30700685	Agriculture Fiber Rotary Dryer	Rotary agricultural fiber dryer		No EF for SCC		
PB	30700686	Panel Trim Hammermill/Chipper	Panel trim chipper	MDF saw (reclaim saw; emission factors in lb/MSF of reclaimed [trimmed] material)	AP-42, Ch 10.6.3	lb/MSF reclaim	Methanol
PB	30700687	Sawing Operations: Pre-Press: Urea Formaldehyde Resin	Finishing saw	MDF saw (reclaim saw; emission factors in lb/MSF of reclaimed [trimmed] material)	AP-42, Ch 10.6.3	lb/MSF reclaim	Methanol
PB	30700688	Sawing Operations: Pre-Press: Non-Urea Formaldehyde Resin	Finishing saw	MDF saw (reclaim saw; emission factors in lb/MSF of reclaimed [trimmed] material)	AP-42, Ch 10.6.3	lb/MSF reclaim	Methanol

PCWP SCCs by Products and Process Unit Type				Provisional calculation information			
PCWP <sup>1</sup>	SCC	SCC Level Four	ICR Process Unit Type	Related AP-42 EF to use in absence of more representative data	EF source	EF units	Pollutants with Provisional Calculations Available <sup>2</sup>
PB	30700689	Sawing Operations: Post-Press: Pre-Board Cooler: Urea Formaldehyde Resin	Finishing saw	MDF saw (reclaim saw; emission factors in lb/MSF of reclaimed [trimmed] material)	AP-42, Ch 10.6.3	lb/MSF reclaim	Methanol
PB	30700690	Sawing Operations: Post-Press: Pre-Board Cooler: Non-Urea Formaldehyde Resin	Finishing saw	MDF saw (reclaim saw; emission factors in lb/MSF of reclaimed [trimmed] material)	AP-42, Ch 10.6.3	lb/MSF reclaim	Methanol
PB	30700691	Sawing Operations: Post-Board Cooler: Urea Formaldehyde Resin	Finishing saw	MDF saw (reclaim saw; emission factors in lb/MSF of reclaimed [trimmed] material)	AP-42, Ch 10.6.3	lb/MSF reclaim	Methanol
PB	30700692	Sawing Operations: Post-Board Cooler: Non-Urea Formaldehyde Resin	Finishing saw	MDF saw (reclaim saw; emission factors in lb/MSF of reclaimed [trimmed] material)	AP-42, Ch 10.6.3	lb/MSF reclaim	Methanol
PB	30700695	Combined Process Unit Type Dust Collection: Dry Wood Material	Other	PB flaker/refiner/hammermill	AP-42, Ch 10.6.2	lb/ODT	Methanol, Phenol
PB	30700696	Combined Process Unit Type Dust Collection: Mixed Dry and Green Wood Material	Other	PB flaker/refiner/hammermill	AP-42, Ch 10.6.2	lb/ODT	Methanol, Phenol
PB	30700697	Resin Storage Tanks	Resin storage tank		No EF for SCC		
PB	30700698	Miscellaneous Coating Operations	Miscellaneous coating operation		No EF for SCC		
PB	30700699	Other Not Classified	Other		No EF for SCC		

PCWP SCCs by Products and Process Unit Type				Provisional calculation information			
PCWP <sup>1</sup>	SCC	SCC Level Four	ICR Process Unit Type	Related AP-42 EF to use in absence of more representative data	EF source	EF units	Pollutants with Provisional Calculations Available <sup>2</sup>
plywood	30700702	Sanding Operations	Finishing sander	SPW sander (8-drum sander, 1-drum sander, & specialty saw)	AP-42, Ch 10.5	lb/MSF 3/8	Acetaldehyde, Formaldehyde, Methanol
plywood	30700710	Sawing Operations: Dry Veneer and Plywood Trimming	Finishing saw	Softwood plywood saws (includes 3 saws, hog, and sander)	AP-42, Ch 10.5	lb/MSF 3/8	Acetaldehyde, Formaldehyde, Methanol
plywood	30700720	Veneer Redryer: Steam-heated	Veneer redryer	Radio frequency heated redryer, softwood	AP-42, Ch 10.5	lb/MSF 3/8	Acetaldehyde, Formaldehyde, Methanol
plywood	30700727	Veneer Laying and Glue Spreading	Other		No EF for SCC		
plywood	30700731	Log Steaming Vat	Log vat	SPW log steaming vat (process rate = volume of wood removed from vat per hour)	AP-42, Ch 10.5	lb/MSF 3/8	Acetaldehyde, Methanol
plywood	30700732	Resin Storage Tanks	Resin storage tank		No EF for SCC		
plywood	30700734	Hardwood Veneer Dryer: Direct Wood-fired: Heated Zones	Hardwood veneer dryer	HPW, veneer, direct wood-fired, hardwood (heated zones)	AP-42, Ch 10.5	lb/MSF 3/8	Acetaldehyde, Formaldehyde, Methanol, HAP metals
plywood	30700735	Hardwood Veneer Dryer: Direct Wood-fired: Cooling Section	Hardwood veneer dryer	HPW, veneer, direct wood-fired, hardwood (cooling section)	AP-42, Ch 10.5 (All EF BDL)		
plywood	30700736	Softwood Veneer Dryer: Direct Wood-fired: Heated Zones	Softwood veneer dryer	SPW, veneer, direct wood-fired, softwood (heated zones)	AP-42, Ch 10.5	lb/MSF 3/8	Formaldehyde, HAP metals
plywood	30700737	Softwood Veneer Dryer: Direct Wood-fired: Cooling Section	Softwood veneer dryer	SPW, veneer, direct natural gas-fired, softwood (cooling section)	AP-42, Ch 10.5	lb/MSF 3/8	Acetaldehyde, Formaldehyde, Methanol, Phenol

PCWP SCCs by Products and Process Unit Type				Provisional calculation information			
PCWP <sup>1</sup>	SCC	SCC Level Four	ICR Process Unit Type	Related AP-42 EF to use in absence of more representative data	EF source	EF units	Pollutants with Provisional Calculations Available <sup>2</sup>
plywood	30700752	Softwood Veneer Dryer: Direct Natural Gas-fired: Heated Zones	Softwood veneer dryer	SPW, veneer, direct natural gas-fired, softwood (heated zones)	AP-42, Ch 10.5	lb/MSF 3/8	Acetaldehyde, Acrolein Formaldehyde, Methanol, Phenol, Propionaldehyde, Benzene, MIBK, Styrene, Toluene, Xylenes
plywood	30700753	Softwood Veneer Dryer: Direct Natural Gas-fired: Cooling Section	Softwood veneer dryer	SPW, veneer, direct natural gas-fired, softwood (cooling section)	AP-42, Ch 10.5	lb/MSF 3/8	Acetaldehyde, Formaldehyde, Methanol, Phenol
plywood	30700754	Hardwood Veneer Dryer: Direct Natural Gas-fired: Heated Zones	Hardwood veneer dryer	HPW, veneer, direct wood-fired, hardwood (heated zones)	AP-42, Ch 10.5	lb/MSF 3/8	Acetaldehyde, Formaldehyde, Methanol
plywood	30700755	Hardwood Veneer Dryer: Direct Natural Gas-fired: Cooling Section	Hardwood veneer dryer	HPW, veneer, direct wood-fired, hardwood (cooling section)	AP-42, Ch 10.5 (All EF BDL)		
plywood	30700756	Hardwood Veneer Dryer: Indirect-heated: Heated Zones	Hardwood veneer dryer	HPW, veneer, indirect heated, hardwood (heated zones)	AP-42, Ch 10.5	lb/MSF 3/8	Acetaldehyde, Formaldehyde, Methanol, Phenol, MIBK
plywood	30700757	Hardwood Veneer Dryer: Indirect-heated: Cooling Section	Hardwood veneer dryer	HPW, veneer, indirect heated, hardwood (cooling section)	AP-42, Ch 10.5	lb/MSF 3/8	Acetaldehyde, Formaldehyde, Methanol, MIBK
plywood	30700762	Softwood Veneer Dryer: Indirect-heated: Heated Zones	Softwood veneer dryer	SPW, veneer, indirect heated, softwood (heated zones)	AP-42, Ch 10.5	lb/MSF 3/8	Acetaldehyde, Formaldehyde, Methanol, Phenol, MIBK, Acrolein, Propionaldehyde, Benzene, Toluene, Xylenes
plywood	30700763	Softwood Veneer Dryer: Indirect-heated: Cooling Section	Softwood veneer dryer	SPW, veneer, indirect heated, softwood (cooling section)	AP-42, Ch 10.5	lb/MSF 3/8	Acetaldehyde, Formaldehyde, Methanol, Phenol, MIBK, Xylenes
plywood	30700770	Veneer Redryer: Radio Frequency-heated: Hardwood	Veneer redryer	SPW, veneer, RF heated, softwood	AP-42, Ch 10.5	lb/MSF 3/8	Acetaldehyde, Formaldehyde, Methanol

PCWP SCCs by Products and Process Unit Type				Provisional calculation information			
PCWP <sup>1</sup>	SCC	SCC Level Four	ICR Process Unit Type	Related AP-42 EF to use in absence of more representative data	EF source	EF units	Pollutants with Provisional Calculations Available <sup>2</sup>
plywood	30700771	Veneer Redryer: Radio Frequency-heated: Softwood	Veneer redryer	SPW, veneer, RF heated, softwood	AP-42, Ch 10.5	lb/MSF 3/8	Acetaldehyde, Formaldehyde, Methanol
plywood	30700773	Board Cooler	Other		No EF for SCC		
plywood	30700777	Combined Process Unit Type Dust Collection: Dry Wood Material	Other	SPW skinner & equalizer saws (3 saws, hog, and sander)	AP-42, Ch 10.5	lb/MSF 3/8	Acetaldehyde, Formaldehyde, Methanol
plywood	30700778	Combined Process Unit Type Dust Collection: Mixed Dry and Green Wood Material	Other	SPW skinner & equalizer saws (3 saws, hog, and sander)	AP-42, Ch 10.5	lb/MSF 3/8	Acetaldehyde, Formaldehyde, Methanol
plywood	30700782	Press: Non-Phenol Formaldehyde Resin: Softwood	Softwood plywood press	Softwood Plywood, press, PF resin	AP-42, Ch 10.5	lb/MSF 3/8	Acetaldehyde, Formaldehyde, Methanol, Phenol, MIBK
plywood	30700783	Press: Phenol Formaldehyde Resin: Softwood	Softwood plywood press	Softwood Plywood, press, PF resin	AP-42, Ch 10.5	lb/MSF 3/8	Acetaldehyde, Formaldehyde, Methanol, Phenol, MIBK
plywood	30700784	Press: Non-Urea Formaldehyde Resin: Hardwood	Hardwood plywood press	Softwood Plywood, press, PF resin	AP-42, Ch 10.5	lb/MSF 3/8	Acetaldehyde, Formaldehyde, Methanol, Phenol, MIBK
plywood	30700785	Press: Urea Formaldehyde Resin: Hardwood	Hardwood plywood press	Hardwood Plywood, press, UF resin	AP-42, Ch 10.5	lb/MSF 3/8	Formaldehyde, Methanol, Phenol, MIBK
plywood	30700791	Hammermill/Chipper: Dry Wood Material	Panel trim chipper	SPW dry trim chipper (chips dry trim from SPW panel saws; process rate = finished board production)	AP-42, Ch 10.5	lb/MSF 3/8	Methanol
plywood	30700794	Miscellaneous Coating Operations	Miscellaneous coating operation		No EF for SCC		
plywood	30700799	Other Not Classified	Other		No EF for SCC		

PCWP SCCs by Products and Process Unit Type				Provisional calculation information			
PCWP <sup>1</sup>	SCC	SCC Level Four	ICR Process Unit Type	Related AP-42 EF to use in absence of more representative data	EF source	EF units	Pollutants with Provisional Calculations Available <sup>2</sup>
lumber	30700841	Lumber Kiln: Indirect-heated: Softwood: Pine Species	Lumber kiln	No AP-42 Emission Factors	NCASI 2014	lb/MBF	Acetaldehyde, Acrolein, Formaldehyde, Methanol, Phenol, Propionaldehyde
lumber	30700842	Lumber Kiln: Indirect-heated: Softwood: Non-Pine Species	Lumber kiln	No AP-42 Emission Factors	NCASI 2014	lb/MBF	Acetaldehyde, Acrolein, Formaldehyde, Methanol, Phenol, Propionaldehyde
lumber	30700843	Lumber Kiln: Indirect-heated: Hardwood	Lumber kiln	No AP-42 Emission Factors	NCASI 2014	lb/MBF	Acetaldehyde, Acrolein, Formaldehyde, Methanol, Phenol, Propionaldehyde
lumber	30700844	Lumber Kiln: Direct-fired: Softwood: Pine Species	Lumber kiln	No AP-42 Emission Factors	NCASI 2014	lb/MBF	Acetaldehyde, Acrolein, Formaldehyde, Methanol, Phenol, Propionaldehyde
lumber	30700845	Lumber Kiln: Direct-fired: Softwood: Non-Pine Species	Lumber kiln	No AP-42 Emission Factors	NCASI 2014	lb/MBF	Acetaldehyde, Acrolein, Formaldehyde, Methanol, Phenol, Propionaldehyde
lumber	30700846	Lumber Kiln: Direct-fired: Hardwood	Lumber kiln	No AP-42 Emission Factors	NCASI 2014	lb/MBF	Acetaldehyde, Acrolein, Formaldehyde, Methanol, Phenol, Propionaldehyde
MDF	30700909	Pressurized Refiner/Primary Tube Dryer: Direct Natural Gas-fired: Blowline Blend: Non-Urea Formaldehyde Resin: Softwood	Primary tube dryer	MDF, tube, direct wood-fired, blowline blend, UF, softwood	AP-42, Ch 10.6.3	lb/ODT	Formaldehyde
MDF	30700910	Pressurized Refiner/Primary Tube Dryer: Direct Natural Gas-fired: Blowline Blend: Non-Urea Formaldehyde Resin: Hardwood	Primary tube dryer	MDF, tube, direct wood-fired, blowline blend, UF, softwood	AP-42, Ch 10.6.3	lb/ODT	Formaldehyde

PCWP SCCs by Products and Process Unit Type				Provisional calculation information			
PCWP <sup>1</sup>	SCC	SCC Level Four	ICR Process Unit Type	Related AP-42 EF to use in absence of more representative data	EF source	EF units	Pollutants with Provisional Calculations Available <sup>2</sup>
MDF	30700911	Pressurized Refiner/Primary Tube Dryer: Direct Natural Gas-fired: Blowline Blend: Non-Urea Formaldehyde Resin: Mixed Softwood/Hardwood	Primary tube dryer	MDF, tube, direct wood-fired, blowline blend, UF, softwood	AP-42, Ch 10.6.3	lb/ODT	Formaldehyde
MDF	30700912	Pressurized Refiner/Primary Tube Dryer: Direct Natural Gas-fired: Blowline Blend: Urea Formaldehyde Resin: Hardwood	Primary tube dryer	MDF, tube, direct wood-fired, blowline blend, UF, softwood	AP-42, Ch 10.6.3	lb/ODT	Formaldehyde
MDF	30700913	Pressurized Refiner/Primary Tube Dryer: Direct Natural Gas-fired: Blowline Blend: Urea Formaldehyde Resin: Softwood	Primary tube dryer	MDF, tube, direct wood-fired, blowline blend, UF, softwood	AP-42, Ch 10.6.3	lb/ODT	Formaldehyde
MDF	30700914	Pressurized Refiner/Primary Tube Dryer: Direct Natural Gas-fired: Blowline Blend: Urea Formaldehyde Resin: Mixed Softwood/Hardwood	Primary tube dryer	MDF, tube, direct wood-fired, blowline blend, UF, softwood	AP-42, Ch 10.6.3	lb/ODT	Formaldehyde
MDF	30700915	Pressurized Refiner/Primary Tube Dryer: Direct Wood-fired: Non-Blowline Blend: Softwood	Primary tube dryer	MDF, tube, direct wood-fired, blowline blend, UF, softwood	AP-42, Ch 10.6.3	lb/ODT	Formaldehyde, HAP metals

PCWP SCCs by Products and Process Unit Type				Provisional calculation information			
PCWP <sup>1</sup>	SCC	SCC Level Four	ICR Process Unit Type	Related AP-42 EF to use in absence of more representative data	EF source	EF units	Pollutants with Provisional Calculations Available <sup>2</sup>
MDF	30700916	Pressurized Refiner/Primary Tube Dryer: Direct Wood-fired: Non-Blowline Blend: Hardwood	Primary tube dryer	MDF, Tube dryer, direct natural gas-fired, non-blowline blend, hardwood	AP-42, Ch 10.6.3	lb/ODT	Methanol, Formaldehyde, HAP metals
MDF	30700917	Pressurized Refiner/Primary Tube Dryer: Direct Wood-fired: Non-Blowline Blend: Mixed Softwood/Hardwood	Primary tube dryer	MDF, Tube dryer, direct natural gas-fired, non-blowline blend, hardwood	AP-42, Ch 10.6.3	lb/ODT	Methanol, Formaldehyde, HAP metals
MDF	30700918	Pressurized Refiner/Primary Tube Dryer: Direct Wood-fired: Blowline Blend: Non-Urea Formaldehyde Resin: Hardwood	Primary tube dryer	MDF, tube, direct wood-fired, blowline blend, UF, softwood	AP-42, Ch 10.6.3	lb/ODT	Formaldehyde, HAP metals
MDF	30700919	Pressurized Refiner/Primary Tube Dryer: Direct Wood-fired: Blowline Blend: Non-Urea Formaldehyde Resin: Mixed Softwood/Hardwood	Primary tube dryer	MDF, tube, direct wood-fired, blowline blend, UF, softwood	AP-42, Ch 10.6.3	lb/ODT	Formaldehyde, HAP metals
MDF	30700920	Pressurized Refiner/Primary Tube Dryer: Direct Wood-fired: Blowline Blend: Non-Urea Formaldehyde Resin: Softwood	Primary tube dryer	MDF, tube, direct wood-fired, blowline blend, UF, softwood	AP-42, Ch 10.6.3	lb/ODT	Formaldehyde, HAP metals



PCWP SCCs by Products and Process Unit Type				Provisional calculation information			
PCWP <sup>1</sup>	SCC	SCC Level Four	ICR Process Unit Type	Related AP-42 EF to use in absence of more representative data	EF source	EF units	Pollutants with Provisional Calculations Available <sup>2</sup>
MDF	30700923	Pressurized Refiner/Primary Tube Dryer: Direct Wood-fired: Blowline Blend: Urea Formaldehyde Resin: Softwood	Primary tube dryer	MDF, tube, direct wood-fired, blowline blend, UF, softwood	AP-42, Ch 10.6.3	lb/ODT	Formaldehyde, HAP metals
MDF	30700924	Pressurized Refiner/Primary Tube Dryer: Direct Wood-fired: Blowline Blend: Urea Formaldehyde Resin: Mixed Softwood/Hardwood	Primary tube dryer	MDF, tube, direct wood-fired, blowline blend, UF, softwood	AP-42, Ch 10.6.3	lb/ODT	Formaldehyde, HAP metals
MDF	30700925	Pressurized Refiner/Primary Tube Dryer: Direct Wood-fired: Blowline Blend: Urea Formaldehyde Resin: Hardwood	Primary tube dryer	MDF, tube, direct wood-fired, blowline blend, UF, softwood	AP-42, Ch 10.6.3	lb/ODT	Formaldehyde, HAP metals
MDF	30700926	Pressurized Refiner/Primary Tube Dryer: Direct Natural Gas-fired: Non-Blowline Blend: Softwood	Primary tube dryer	MDF, tube, direct natural gas-fired, non-blowline blend, hardwood	AP-42, Ch 10.6.3	lb/ODT	Formaldehyde, Methanol
MDF	30700927	Pressurized Refiner/Primary Tube Dryer: Direct Natural Gas-fired: Non-Blowline Blend: Hardwood	Primary tube dryer	MDF, tube, direct natural gas-fired, non-blowline blend, hardwood	AP-42, Ch 10.6.3	lb/ODT	Formaldehyde, Methanol

PCWP SCCs by Products and Process Unit Type				Provisional calculation information			
PCWP <sup>1</sup>	SCC	SCC Level Four	ICR Process Unit Type	Related AP-42 EF to use in absence of more representative data	EF source	EF units	Pollutants with Provisional Calculations Available <sup>2</sup>
MDF	30700928	Pressurized Refiner/Primary Tube Dryer: Direct Natural Gas-fired: Non-Blowline Blend: Mixed Softwood/Hardwood	Primary tube dryer	MDF, tube, direct natural gas-fired, non-blowline blend, hardwood	AP-42, Ch 10.6.3	lb/ODT	Formaldehyde, Methanol
MDF	30700929	Pressurized Refiner/Primary Tube Dryer: Indirect-heated: Blowline Blend: Non-Urea Formaldehyde Resin: Softwood	Primary tube dryer	MDF, tube, indirect heated, blowline blend, UF, softwood	AP-42, Ch 10.6.3	lb/ODT	Acetaldehyde, Formaldehyde, Methanol, Phenol, MIBK
MDF	30700930	Pressurized Refiner/Primary Tube Dryer: Indirect-heated: Blowline Blend: Non-Urea Formaldehyde Resin: Hardwood	Primary tube dryer	MDF, tube, indirect heated, blowline blend, UF, hardwood	AP-42, Ch 10.6.3	lb/ODT	Acetaldehyde Formaldehyde
MDF	30700932	Pressurized Refiner/Primary Tube Dryer: Indirect-heated: Blowline Blend: Urea Formaldehyde Resin: Softwood	Primary tube dryer	MDF, tube, indirect heated, blowline blend, UF, softwood	AP-42, Ch 10.6.3	lb/ODT	Acetaldehyde, Formaldehyde, Methanol, Phenol, MIBK
MDF	30700934	Pressurized Refiner/Primary Tube Dryer: Indirect-heated: Blowline Blend: Non-Urea Formaldehyde Resin: Mixed Softwood/Hardwood	Primary tube dryer	MDF, tube, indirect heated, blowline blend, UF, softwood	AP-42, Ch 10.6.3	lb/ODT	Acetaldehyde, Formaldehyde, Methanol, Phenol, MIBK

PCWP SCCs by Products and Process Unit Type				Provisional calculation information			
PCWP <sup>1</sup>	SCC	SCC Level Four	ICR Process Unit Type	Related AP-42 EF to use in absence of more representative data	EF source	EF units	Pollutants with Provisional Calculations Available <sup>2</sup>
MDF	30700936	Pressurized Refiner/Primary Tube Dryer: Indirect-heated: Blowline Blend: Urea Formaldehyde Resin: Hardwood	Primary tube dryer	MDF, tube, indirect heated, blowline blend, UF, hardwood	AP-42, Ch 10.6.3	lb/ODT	Acetaldehyde, Formaldehyde
MDF	30700939	Pressurized Refiner/Primary Tube Dryer: Indirect-heated: Blowline Blend: Urea Formaldehyde Resin: Mixed Softwood/Hardwood	Primary tube dryer	MDF, tube, indirect heated, blowline blend, UF, softwood	AP-42, Ch 10.6.3	lb/ODT	Acetaldehyde, Formaldehyde, Methanol, Phenol, MIBK
MDF	30700942	Secondary Tube Dryer: All Indirect-fired Units	Secondary tube dryer	MDF, second stage tube dryer, indirect heated, softwood	AP-42, Ch 10.6.3	lb/ODT	Acetaldehyde, Formaldehyde, Methanol, Benzene, Toluene
MDF	30700943	Secondary Tube Dryer: All Direct-fired Units	Secondary tube dryer	MDF, second stage tube dryer, indirect heated, softwood	AP-42, Ch 10.6.3	lb/ODT	Acetaldehyde, Formaldehyde, Methanol, Benzene, Toluene
MDF	30700946	Fiber Dryers: Other	Other		No EF for SCC		
MDF	30700947	Agriculture Fiber Rotary Dryer	Rotary agricultural fiber dryer		No EF for SCC		
MDF	30700950	Reconstituted Wood Products Press: Continuous: Urea Formaldehyde Resin	Reconstituted wood product press	MDF, press, UF resin	AP-42, Ch 10.6.3	lb/MSF 3/4	Acetaldehyde, Acrolein, Formaldehyde, Methanol, Phenol, Propionaldehyde, MIBK
MDF	30700951	Reconstituted Wood Products Press: Continuous: Non-Urea Formaldehyde Resin	Reconstituted wood product press	MDF, press, UF resin	AP-42, Ch 10.6.3	lb/MSF 3/4	Acetaldehyde, Acrolein, Formaldehyde, Methanol, Phenol, Propionaldehyde, MIBK

PCWP SCCs by Products and Process Unit Type				Provisional calculation information			
PCWP <sup>1</sup>	SCC	SCC Level Four	ICR Process Unit Type	Related AP-42 EF to use in absence of more representative data	EF source	EF units	Pollutants with Provisional Calculations Available <sup>2</sup>
MDF	30700960	Reconstituted Wood Products Press: Batch: Urea Formaldehyde Resin	Reconstituted wood product press	MDF, press, UF resin	AP-42, Ch 10.6.3	lb/MSF 3/4	Acetaldehyde, Acrolein, Formaldehyde, Methanol, Phenol, Propionaldehyde, MIBK
MDF	30700961	Reconstituted Wood Products Press: Batch: Non-Urea Formaldehyde Resin	Reconstituted wood product press	MDF, press, UF resin	AP-42, Ch 10.6.3	lb/MSF 3/4	Acetaldehyde, Acrolein, Formaldehyde, Methanol, Phenol, Propionaldehyde, MIBK
MDF	30700962	Agriculture Fiber Board Press	Agriculture fiber board press		No EF for SCC		
MDF	30700971	Board Cooler: Urea Formaldehyde Resin	Reconstituted wood product board cooler	MDF, board cooler, UF resin	AP-42, Ch 10.6.3	lb/MSF 3/4	Acetaldehyde, Acrolein, Formaldehyde, Methanol
MDF	30700972	Board Cooler: Non-Urea Formaldehyde Resin	Reconstituted wood product board cooler	MDF, board cooler, UF resin	AP-42, Ch 10.6.3	lb/MSF 3/4	Acetaldehyde, Acrolein, Formaldehyde, Methanol
MDF	30700977	Former Without Blowline Blend: Non-Urea Formaldehyde Resin	Former	MDF former without blowline blending, UF resin (includes blender emissions)	AP-42, Ch 10.6.3	lb/ODT	Formaldehyde, Methanol
MDF	30700978	Former With Blowline Blend: Non-Urea Formaldehyde Resin	Former	MDF former without blowline blend, UF resin (includes blender emissions)	AP-42, Ch 10.6.3	lb/ODT	Formaldehyde, Methanol
MDF	30700979	Blender: Non-Urea Formaldehyde Resin	Blender		No EF for SCC		
MDF	30700980	Blender: Urea Formaldehyde Resin	Blender	MDF paddle blender, UF resin	AP-42, Ch 10.6.3	lb/ODT	Formaldehyde, Methanol
MDF	30700981	Former Without Blowline Blend: Urea Formaldehyde Resin	Former	MDF, former without blowline blending, UF resin (includes blender emissions)	AP-42, Ch 10.6.3	lb/ODT	Formaldehyde, Methanol
MDF	30700982	Former With Blowline Blend: Urea Formaldehyde Resin	Former	MDF, former with blowline blending, UF resin	AP-42, Ch 10.6.3	lb/ODT	Formaldehyde, Methanol

PCWP SCCs by Products and Process Unit Type				Provisional calculation information			
PCWP <sup>1</sup>	SCC	SCC Level Four	ICR Process Unit Type	Related AP-42 EF to use in absence of more representative data	EF source	EF units	Pollutants with Provisional Calculations Available <sup>2</sup>
MDF	30700983	Sanding Operations: Urea Formaldehyde Resin	Finishing sander	MDF, sander	AP-42, Ch 10.6.3	lb/MSF	Formaldehyde, Methanol, Phenol, Styrene
MDF	30700984	Sawing Operations: Pre-Press: Urea Formaldehyde Resin	Finishing saw	MDF saw (reclaim saw; emission factors in lb/MSF of reclaimed [trimmed] material)	AP-42, Ch 10.6.3	lb/MSF reclaim	Methanol
MDF	30700985	Sanding Operations: Non-Urea Formaldehyde Resin	Finishing sander	MDF sander	AP-42, Ch 10.6.3	lb/MSF	Formaldehyde, Methanol, Phenol, Styrene
MDF	30700986	Sawing Operations: Pre-Press: Non-Urea Formaldehyde Resin	Finishing saw	MDF saw (reclaim saw; emission factors in lb/MSF of reclaimed [trimmed] material)	AP-42, Ch 10.6.3	lb/MSF reclaim	Methanol
MDF	30700987	Sawing Operations: Post-Board Cooler: Urea Formaldehyde Resin	Finishing saw	MDF, saw (reclaim saw; emission factors in lb/MSF of reclaimed [trimmed] material)	AP-42, Ch 10.6.3	lb/MSF reclaim	Methanol
MDF	30700988	Sawing Operations: Post-Board Cooler: Non-Urea Formaldehyde Resin	Finishing saw	MDF, saw (reclaim saw; emission factors in lb/MSF of reclaimed [trimmed] material)	AP-42, Ch 10.6.3	lb/MSF reclaim	Methanol
MDF	30700989	Sawing Operations: Post-Press: Pre-Board Cooler: Urea Formaldehyde Resin	Finishing saw	MDF, saw (reclaim saw; emission factors in lb/MSF of reclaimed [trimmed] material)	AP-42, Ch 10.6.3	lb/MSF reclaim	Methanol
MDF	30700990	Sawing Operations: Post-Press: Pre-Board Cooler: Non-Urea Formaldehyde Resin	Finishing saw	MDF, saw (reclaim saw; emission factors in lb/MSF of reclaimed [trimmed] material)	AP-42, Ch 10.6.3	lb/MSF reclaim	Methanol
MDF	30700991	Panel Trim Hammermill/Chipper	Panel trim chipper	MDF, saw (reclaim saw; emission factors in lb/MSF of reclaimed [trimmed] material)	AP-42, Ch 10.6.3	lb/MSF reclaim	Methanol

PCWP SCCs by Products and Process Unit Type				Provisional calculation information			
PCWP <sup>1</sup>	SCC	SCC Level Four	ICR Process Unit Type	Related AP-42 EF to use in absence of more representative data	EF source	EF units	Pollutants with Provisional Calculations Available <sup>2</sup>
MDF	30700994	Combined Process Unit Type Dust Collection: Dry Wood Material	Other	MDF saw (reclaim saw; emission factors in lb/MSF of reclaimed [trimmed] material)	AP-42, Ch 10.6.3	lb/MSF reclaim	Methanol
MDF	30700995	Combined Process Unit Type Dust Collection: Mixed Dry and Green Wood Material	Other	MDF saw (reclaim saw; emission factors in lb/MSF of reclaimed [trimmed] material)	AP-42, Ch 10.6.3	lb/MSF reclaim	Methanol
MDF	30700996	Resin Storage Tanks	Resin storage tank		No EF for SCC		
MDF	30700997	Miscellaneous Coating Operations	Miscellaneous coating operation		No EF for SCC		
MDF	30700999	Other Not Classified	Other		No EF for SCC		
OSB	30701009	Rotary Strand Dryer: Direct Wood-fired: Softwood	Rotary strand dryer	OSB, rotary, direct wood-fired, softwood	AP-42, Ch 10.6.1	lb/ODT	Acetaldehyde, Acrolein, Formaldehyde, Methanol, Phenol, Propionaldehyde, Benzene, Cumene, MIBK, Toluene, Xylenes, HAP metals
OSB	30701010	Rotary Strand Dryer: Direct Wood-fired: Hardwood	Rotary strand dryer	OSB, rotary, direct wood-fired, hardwood	AP-42, Ch 10.6.1	lb/ODT	Acetaldehyde, Acrolein, Formaldehyde, Methanol, Phenol, Propionaldehyde, Benzene, Styrene, Toluene, HAP metals
OSB	30701015	Rotary Strand Dryer: Direct Wood-fired: Mixed Softwood/Hardwood	Rotary strand dryer	OSB, rotary, direct wood-fired, mixed wood species (40-60% softwood, 40-60% hardwood)	AP-42, Ch 10.6.1	lb/ODT	Acetaldehyde, Acrolein, Formaldehyde, Propionaldehyde, HAP metals
OSB	30701020	Rotary Strand Dryer: Direct Natural Gas-fired: Hardwood	Rotary strand dryer	OSB, rotary, direct natural gas-fired, hardwood	AP-42, Ch 10.6.1	lb/ODT	Formaldehyde

PCWP SCCs by Products and Process Unit Type				Provisional calculation information			
PCWP <sup>1</sup>	SCC	SCC Level Four	ICR Process Unit Type	Related AP-42 EF to use in absence of more representative data	EF source	EF units	Pollutants with Provisional Calculations Available <sup>2</sup>
OSB	30701021	Rotary Strand Dryer: Direct Natural Gas-fired: Softwood	Rotary strand dryer	OSB, rotary, direct wood-fired, softwood	AP-42, Ch 10.6.1	lb/ODT	Acetaldehyde, Acrolein, Formaldehyde, Methanol, Phenol, Propionaldehyde, Benzene, Cumene, MIBK, Toluene, Xylenes, HAP metals
OSB	30701022	Rotary Strand Dryer: Direct Natural Gas-fired: Mixed Softwood/Hardwood	Rotary strand dryer	OSB, rotary, direct natural gas-fired, hardwood	AP-42, Ch 10.6.1	lb/ODT	Formaldehyde
OSB	30701030	Rotary Strand Dryer: Indirect-heated: Hardwood	Rotary strand dryer		No EF for SCC		
OSB	30701031	Rotary Strand Dryer: Indirect-heated: Softwood	Rotary strand dryer	OSB, rotary, direct wood-fired, softwood	AP-42, Ch 10.6.1	lb/ODT	Acetaldehyde, Acrolein, Formaldehyde, Methanol, Phenol, Propionaldehyde, Benzene, Cumene, MIBK, Toluene, Xylenes, HAP metals
OSB	30701032	Rotary Strand Dryer: Indirect-heated: Mixed Softwood/Hardwood	Rotary strand dryer		No EF for SCC		
OSB	30701039	Indirect-heated Conveyor Dryer, Softwoods	Conveyor strand dryer		No EF for SCC		
OSB	30701040	Conveyor Dryer: Heated Zones: Hardwood	Conveyor strand dryer	OSB, conveyer, indirect heated, hardwood (heated zones)	AP-42, Ch 10.6.1	lb/ODT	Formaldehyde
OSB	30701041	Conveyor Dryer: Heated Zones: Softwood	Conveyor strand dryer	OSB, Conveyor dryer, indirect heated, heated zones, hardwood	AP-42, Ch 10.6.1	lb/ODT	Formaldehyde
OSB	30701042	Conveyor Dryer: Heated Zones: Mixed Hardwood/Softwood	Conveyor strand dryer	OSB, conveyer, indirect heated, hardwood (heated zones)	AP-42, Ch 10.6.1	lb/ODT	Formaldehyde
OSB	30701043	Conveyor Dryer: Unheated Zones: All Species	Conveyor strand dryer		No EF for SCC		

PCWP SCCs by Products and Process Unit Type				Provisional calculation information			
PCWP <sup>1</sup>	SCC	SCC Level Four	ICR Process Unit Type	Related AP-42 EF to use in absence of more representative data	EF source	EF units	Pollutants with Provisional Calculations Available <sup>2</sup>
OSB	30701053	Reconstituted Wood Products Press: Phenol Formaldehyde Resin	Reconstituted wood product press	OSB, hot press, PF resin (liquid)	AP-42, Ch 10.6.1	lb/MSF 3/8	Acetaldehyde Formaldehyde-Methanol, Phenol
OSB	30701055	Reconstituted Wood Products Press: Methylene Diphenyl Diisocyanate (MDI) Resin	Reconstituted wood product press	OSB, press, MDI resin	AP-42, Ch 10.6.1	lb/MSF 3/8	Formaldehyde, MDI
OSB	30701057	Reconstituted Wood Products Press: Phenol Formaldehyde Resin (surface layers)/ Methylene Diphenyl Diisocyanate (MDI) Resin (core layers)	Reconstituted wood product press	OSB, press, PF/MDI resin	AP-42, Ch 10.6.1	lb/MSF 3/8	Acetaldehyde, Formaldehyde, Methanol, Phenol, MDI
OSB	30701058	Reconstituted Wood Products Press	Reconstituted wood product press	OSB, hot press, PF resin (powder)	AP-42, Ch 10.6.1	lb/MSF 3/8	Formaldehyde
OSB	30701062	Sanding Operations	Finishing sander	OSB sanderdust metering bin (holds fuel for dryer and thermal oil heater suspension burners)	AP-42, Ch 10.6.1	lb/MSF 3/8	Methanol
OSB	30701064	Storage Bins: Trimming and Dryer Exhaust Cyclone Dust	Other	OSB raw fuel bin (holds fines from screens and saws)	AP-42, Ch 10.6.1	lb/MSF 3/8	Formaldehyde, Methanol
OSB	30701067	Combined Process Unit Type Dust Collection: Dry Wood Material	Other	OSB sanderdust metering bin (holds fuel for dryer and thermal oil heater suspension burners)	AP-42, Ch 10.6.1	lb/MSF 3/8	Methanol
OSB	30701068	Combined Process Unit Type Dust Collection: Mixed Dry and Green Wood Material	Other	OSB sanderdust metering bin (holds fuel for dryer and thermal oil heater suspension burners)	AP-42, Ch 10.6.1	lb/MSF 3/8	Methanol



PCWP SCCs by Products and Process Unit Type				Provisional calculation information			
PCWP <sup>1</sup>	SCC	SCC Level Four	ICR Process Unit Type	Related AP-42 EF to use in absence of more representative data	EF source	EF units	Pollutants with Provisional Calculations Available <sup>2</sup>
OSB	30701070	Blender: Phenol Formaldehyde Resin	Blender	OSB blender (PF & MDI resin)	AP-42, Ch 10.6.1	lb/MSF 3/8	Formaldehyde, Methanol
OSB	30701071	Blender: Methylene Diphenyl Diisocyanate (MDI) Resin	Blender	OSB blender (PF & MDI resin)	AP-42, Ch 10.6.1	lb/MSF 3/8	Formaldehyde, Methanol
OSB	30701072	Former: Phenol Formaldehyde Resin	Former		No EF for SCC		
OSB	30701073	Former Operations: Methylene Diphenyl Diisocyanate (MDI) Resin	Former		No EF for SCC		
OSB	30701074	Former Operations: Phenol Formaldehyde Resin/Methylene Diphenyl Diisocyanate (MDI) Resin	Former		No EF for SCC		
OSB	30701084	Hammermill/Chipper: Dry Wood Material	Panel trim chipper	SPW dry trim chipper (chips dry trim from SPW panel saws; process rate = finished board production)	AP-42, Ch 10.5	lb/MSF 3/8	Methanol
OSB	30701085	Hammermill/Chipper: Mixed Green and Dry Wood Material	Panel trim chipper	SPW dry trim chipper (chips dry trim from SPW panel saws; process rate = finished board production)	AP-42, Ch 10.5	lb/MSF 3/8	Methanol
OSB	30701086	Miscellaneous Coating Operations	Miscellaneous coating operation		No EF for SCC		
OSB	30701087	Resin Storage Tanks	Resin storage tank		No EF for SCC		
OSB	30701090	Sawing Operations: Pre-Press Mat Trimming: Phenol Formaldehyde Resin	Finishing saw	OSB raw fuel bin (holds fines from screens and saws)	AP-42, Ch 10.6.1	lb/MSF 3/8	Formaldehyde, Methanol

PCWP SCCs by Products and Process Unit Type				Provisional calculation information			
PCWP <sup>1</sup>	SCC	SCC Level Four	ICR Process Unit Type	Related AP-42 EF to use in absence of more representative data	EF source	EF units	Pollutants with Provisional Calculations Available <sup>2</sup>
OSB	30701091	Sawing Operations: Pre-Press Mat Trimming: Methylene Diphenyl Diisocyanate (MDI) Resin	Finishing saw	OSB raw fuel bin (holds fines from screens and saws)	AP-42, Ch 10.6.1	lb/MSF 3/8	Formaldehyde, Methanol
OSB	30701092	Sawing Operations: Pre-Press Mat Trimming: Phenol Formaldehyde Resin/Methylene Diphenyl Diisocyanate (MDI) Resin	Finishing saw	OSB raw fuel bin (holds fines from screens and saws)	AP-42, Ch 10.6.1	lb/MSF 3/8	Formaldehyde, Methanol
OSB	30701093	Sawing Operations: Post-Press Panel Trimming: Phenol Formaldehyde Resin	Finishing saw	OSB raw fuel bin (holds fines from screens and saws)	AP-42, Ch 10.6.1	lb/MSF 3/8	Formaldehyde, Methanol
OSB	30701094	Sawing Operations: Post-Press Panel Trimming: Methylene Diphenyl Diisocyanate (MDI) Resin	Finishing saw	OSB, raw fuel bin (holds fines from screens and saws)	AP-42, Ch 10.6.1	lb/MSF 3/8	Formaldehyde, Methanol
OSB	30701095	Sawing Operations: Post-Press Panel Trimming: Phenol Formaldehyde Resin/Methylene Diphenyl Diisocyanate (MDI) Resin	Finishing saw	OSB raw fuel bin (holds fines from screens and saws)	AP-42, Ch 10.6.1	lb/MSF 3/8	Formaldehyde, Methanol
OSB	30701099	Other Not Classified	Other		No EF for SCC		
HB	30701401	Pressurized Refiner/Primary Tube Dryer: Direct Wood-fired: Blowline Blend: Non-Phenol Formaldehyde Resin: Hardwood	Primary tube dryer	HB, tube, direct wood-fired, blowline blend, PF, hardwood	AP-42, Ch 10.6.4	lb/ODT	Acetaldehyde, Formaldehyde, Methanol, Phenol, HAP metals

PCWP SCCs by Products and Process Unit Type				Provisional calculation information			
PCWP <sup>1</sup>	SCC	SCC Level Four	ICR Process Unit Type	Related AP-42 EF to use in absence of more representative data	EF source	EF units	Pollutants with Provisional Calculations Available <sup>2</sup>
HB	30701402	Pressurized Refiner/Primary Tube Dryer: Direct Wood-fired: Blowline Blend: Non-Phenol Formaldehyde Resin: Softwood	Primary tube dryer	HB, tube, direct wood-fired, blowline blend, PF, hardwood	AP-42, Ch 10.6.4	lb/ODT	Acetaldehyde, Formaldehyde, Methanol, Phenol, HAP metals
HB	30701403	Pressurized Refiner/Primary Tube Dryer: Direct Wood-fired: Blowline Blend: Non-Phenol Formaldehyde Resin: Mixed Softwood/Hardwood	Primary tube dryer	HB, tube, direct wood-fired, blowline blend, PF, hardwood	AP-42, Ch 10.6.4	lb/ODT	Acetaldehyde, Formaldehyde, Methanol, Phenol, HAP metals
HB	30701404	Pressurized Refiner/Primary Tube Dryer: Natural Gas-fired: Blowline Blend: Non-Phenol Formaldehyde Resin: Hardwood	Primary tube dryer	HB, tube, direct natural gas-fired, blowline blend, PF, hardwood	AP-42, Ch 10.6.4	lb/ODT	Acetaldehyde, Acrolein, Formaldehyde, Methanol, Phenol, Propionaldehyde, Benzene, MIBK, Styrene, Toluene, Xylenes
HB	30701405	Pressurized Refiner/Primary Tube Dryer: Natural Gas-fired: Blowline Blend: Non-Phenol Formaldehyde Resin: Softwood	Primary tube dryer	HB, tube, direct natural gas-fired, blowline blend, PF, hardwood	AP-42, Ch 10.6.4	lb/ODT	Acetaldehyde, Acrolein, Formaldehyde, Methanol, Phenol, Propionaldehyde, Benzene, MIBK, Styrene, Toluene, Xylenes
HB	30701406	Pressurized Refiner/Primary Tube Dryer: Natural Gas-fired: Blowline Blend: Non-Phenol Formaldehyde Resin: Mixed Softwood/Hardwood	Primary tube dryer	HB, tube, direct natural gas-fired, blowline blend, PF, hardwood	AP-42, Ch 10.6.4	lb/ODT	Acetaldehyde, Acrolein, Formaldehyde, Methanol, Phenol, Propionaldehyde, Benzene, MIBK, Styrene, Toluene, Xylenes

PCWP SCCs by Products and Process Unit Type				Provisional calculation information			
PCWP <sup>1</sup>	SCC	SCC Level Four	ICR Process Unit Type	Related AP-42 EF to use in absence of more representative data	EF source	EF units	Pollutants with Provisional Calculations Available <sup>2</sup>
HB	30701407	Pressurized Refiner/Primary Tube Dryer: Indirect-fired: Blowline Blend: Phenol Formaldehyde Resin: Softwood	Primary tube dryer	HB, tube, direct natural gas-fired, blowline blend, PF, hardwood	AP-42, Ch 10.6.4	lb/ODT	Acetaldehyde, Acrolein, Formaldehyde, Methanol, Phenol, Propionaldehyde, Benzene, MIBK, Styrene, Toluene, Xylenes
HB	30701408	Pressurized Refiner/Primary Tube Dryer: Indirect-fired: Blowline Blend: Phenol Formaldehyde Resin: Hardwood	Primary tube dryer	HB, tube, direct natural gas-fired, blowline blend, PF, hardwood	AP-42, Ch 10.6.4	lb/ODT	Acetaldehyde, Acrolein, Formaldehyde, Methanol, Phenol, Propionaldehyde, Benzene, MIBK, Styrene, Toluene, Xylenes
HB	30701409	Pressurized Refiner/Primary Tube Dryer: Indirect-fired: Blowline Blend: Phenol Formaldehyde Resin: Mixed Softwood/Hardwood	Primary tube dryer	HB, tube, direct natural gas-fired, blowline blend, PF, hardwood	AP-42, Ch 10.6.4	lb/ODT	Acetaldehyde, Acrolein, Formaldehyde, Methanol, Phenol, Propionaldehyde, Benzene, MIBK, Styrene, Toluene, Xylenes
HB	30701410	Pressurized Refiner/Primary Tube Dryer: Direct Wood-fired: Blowline Blend: Phenol Formaldehyde Resin: Hardwood	Primary tube dryer	HB, tube, direct wood-fired, blowline blend, PF, hardwood	AP-42, Ch 10.6.4	lb/ODT	Acetaldehyde, Formaldehyde, Methanol, Phenol, HAP metals
HB	30701411	Pressurized Refiner/Primary Tube Dryer: Direct Wood-fired: Blowline Blend: Phenol Formaldehyde Resin: Softwood	Primary tube dryer	HB, tube, direct wood-fired, blowline blend, PF, hardwood	AP-42, Ch 10.6.4	lb/ODT	Acetaldehyde, Formaldehyde, Methanol, Phenol, HAP metals

PCWP SCCs by Products and Process Unit Type				Provisional calculation information			
PCWP <sup>1</sup>	SCC	SCC Level Four	ICR Process Unit Type	Related AP-42 EF to use in absence of more representative data	EF source	EF units	Pollutants with Provisional Calculations Available <sup>2</sup>
HB	30701412	Pressurized Refiner/Primary Tube Dryer: Direct Wood-fired: Blowline Blend: Phenol Formaldehyde Resin: Mixed Softwood/Hardwood	Primary tube dryer	HB, tube, direct wood-fired, blowline blend, PF, hardwood	AP-42, Ch 10.6.4	lb/ODT	Acetaldehyde, Formaldehyde, Methanol, Phenol, HAP metals
HB	30701413	Pressurized Refiner/Primary Tube Dryer: Natural Gas-fired: Blowline Blend: Phenol Formaldehyde Resin: Softwood	Primary tube dryer	HB, tube, direct natural gas-fired, blowline blend, PF, hardwood	AP-42, Ch 10.6.4	lb/ODT	Acetaldehyde, Acrolein, Formaldehyde, Methanol, Phenol, Propionaldehyde, Benzene, Chloromethane (methyl chloride), Ethylbenzene, Styrene, Toluene, Xylenes
HB	30701414	Pressurized Refiner/Primary Tube Dryer: Natural Gas-fired: Blowline Blend: Phenol Formaldehyde Resin: Mixed Softwood/Hardwood	Primary tube dryer	HB, tube, direct natural gas-fired, blowline blend, PF, hardwood	AP-42, Ch 10.6.4	lb/ODT	Acetaldehyde, Acrolein, Formaldehyde, Methanol, Phenol, Propionaldehyde, Benzene, Chloromethane (methyl chloride), Ethylbenzene, Styrene, Toluene, Xylenes
HB	30701415	Pressurized Refiner/Primary Tube Dryer: Natural Gas-fired: Blowline Blend: Phenol Formaldehyde Resin: Hardwood	Primary tube dryer	HB, tube, direct natural gas-fired, blowline blend, PF, hardwood	AP-42, Ch 10.6.4	lb/ODT	Acetaldehyde, Acrolein, Formaldehyde, Methanol, Phenol, Propionaldehyde, Benzene, Chloromethane (methyl chloride), Ethylbenzene, Styrene, Toluene, Xylenes

PCWP SCCs by Products and Process Unit Type				Provisional calculation information			
PCWP <sup>1</sup>	SCC	SCC Level Four	ICR Process Unit Type	Related AP-42 EF to use in absence of more representative data	EF source	EF units	Pollutants with Provisional Calculations Available <sup>2</sup>
HB	30701417	Pressurized Refiner/Primary Tube Dryer: Indirect-fired: Blowline Blend: Non-Phenol Formaldehyde Resin: Hardwood	Primary tube dryer	HB, tube, direct natural gas-fired, blowline blend, PF, hardwood	AP-42, Ch 10.6.4	lb/ODT	Acetaldehyde, Acrolein, Formaldehyde, Methanol, Phenol, Propionaldehyde, Benzene, Chloromethane (methyl chloride), Ethylbenzene, Styrene, Toluene, Xylenes
HB	30701418	Pressurized Refiner/Primary Tube Dryer: Indirect-fired: Blowline Blend: Non-Phenol Formaldehyde Resin: Softwood	Primary tube dryer	HB, tube, direct natural gas-fired, blowline blend, PF, hardwood	AP-42, Ch 10.6.4	lb/ODT	Acetaldehyde, Acrolein, Formaldehyde, Methanol, Phenol, Propionaldehyde, Benzene, Chloromethane (methyl chloride), Ethylbenzene, Styrene, Toluene, Xylenes
HB	30701419	Pressurized Refiner/Primary Tube Dryer: Indirect-fired: Blowline Blend: Non-Phenol Formaldehyde Resin: Mixed Softwood/Hardwood	Primary tube dryer	HB, tube, direct natural gas-fired, blowline blend, PF, hardwood	AP-42, Ch 10.6.4	lb/ODT	Acetaldehyde, Acrolein, Formaldehyde, Methanol, Phenol, Propionaldehyde, Benzene, Chloromethane (methyl chloride), Ethylbenzene, Styrene, Toluene, Xylenes
HB	30701421	HB Oven	HB oven	HB, tempering oven, direct natural gas-fired, hardwood	AP-42, Ch 10.6.4	lb/MSF 1/8	Acetaldehyde, Acrolein, Formaldehyde, Methanol, Phenol, Propionaldehyde, MIBK
HB	30701423	Secondary Tube Dryer: All Direct-fired Units	Secondary tube dryer	HB, second stage tube dryer, indirect heated, hardwood	AP-42, Ch 10.6.4	lb/ODT	Formaldehyde, Methanol, Phenol
HB	30701424	Secondary Tube Dryer: All Indirect-fired Units	Secondary tube dryer	HB, second stage tube dryer, indirect heated, hardwood	AP-42, Ch 10.6.4	lb/ODT	Formaldehyde, Methanol, Phenol
HB	30701426	Fiber Dryers: Other	Other		No EF for SCC		

PCWP SCCs by Products and Process Unit Type				Provisional calculation information			
PCWP <sup>1</sup>	SCC	SCC Level Four	ICR Process Unit Type	Related AP-42 EF to use in absence of more representative data	EF source	EF units	Pollutants with Provisional Calculations Available <sup>2</sup>
HB	30701427	Press Pre-Dryer: Phenol Formaldehyde Resin	HB press predryer	FB, board dryer, indirect heated, softwood, starch binder (heated zones)	AP-42, Ch 10.6.4	lb/ODT	Acetaldehyde, Acrolein, Formaldehyde, Methanol, Phenol, Propionaldehyde
HB	30701428	Press Pre-Dryer: Non-Phenol Formaldehyde Resin	HB press predryer	HB, board dryer, direct natural gas-fired, softwood, linseed oil binder (heated zones)	AP-42, Ch 10.6.4	lb/MSF 1/2	Acetaldehyde, Acrolein, Formaldehyde, Methanol, Phenol, Propionaldehyde, Benzene, MIBK, Styrene, Toluene
HB	30701431	Humidifier	HB humidifier	HB, humidification kiln, indirect heated	AP-42, Ch 10.6.4	lb/MSF 1/8	Acetaldehyde, Acrolein, Formaldehyde, Phenol, Propionaldehyde, Benzene, Chloroethane (Ethyl chloride), Chloromethane (methyl chloride), Ethylbenzene, Toluene, Xylenes, Cresols
HB	30701441	Dry HB Press: Phenol Formaldehyde Resin	Reconstituted wood product press	HB, press, PF resin	AP-42, Ch 10.6.4	lb/MSF 1/8	Acetaldehyde, Formaldehyde, Methanol, Phenol, Toluene, Xylenes
HB	30701443	Dry HB Press: Non-Phenol Formaldehyde Resin	Reconstituted wood product press	HB, press, linseed oil binder	AP-42, Ch 10.6.4	lb/MSF 1/8	Acetaldehyde, Acrolein, Formaldehyde, Methanol, Phenol, Propionaldehyde
HB	30701444	Wet HB Press: Phenol Formaldehyde Resin	Reconstituted wood product press	HB, press, PF resin	AP-42, Ch 10.6.4	lb/MSF 1/8	Acetaldehyde, Formaldehyde, Methanol, Phenol, Toluene, Xylenes
HB	30701445	Wet HB Press: Non-Phenol Formaldehyde Resin	Reconstituted wood product press	HB, press, PF resin	AP-42, Ch 10.6.4	lb/MSF 1/8	Acetaldehyde, Formaldehyde, Methanol, Phenol, Toluene, Xylenes
HB	30701450	Blender: Phenol Formaldehyde Resin	Blender	OSB, blender (PF & MDI)	AP-42, Ch 10.6.1	lb/MSF 3/8	Formaldehyde, Methanol
HB	30701451	Blender: Non-Phenol Formaldehyde Resin	Blender		No EF for SCC		

PCWP SCCs by Products and Process Unit Type				Provisional calculation information			
PCWP <sup>1</sup>	SCC	SCC Level Four	ICR Process Unit Type	Related AP-42 EF to use in absence of more representative data	EF source	EF units	Pollutants with Provisional Calculations Available <sup>2</sup>
HB	30701452	Fiber Washer	Fiber washer	FB, washer, softwood	AP-42, Ch 10.6.4	lb/ODT	Acetaldehyde, Formaldehyde, Methanol
HB	30701455	Digester: Softwood	Stand alone digester	HB pressurized digester/refiner, hardwood	AP-42, Ch 10.6.4	lb/ODT	Acetaldehyde, Acrolein, Formaldehyde, Methanol, Phenol, Propionaldehyde, MIBK, Styrene
HB	30701456	Digester: Hardwood	Stand alone digester	HB pressurized digester/refiner, hardwood	AP-42, Ch 10.6.4	lb/ODT	Acetaldehyde, Acrolein, Formaldehyde, Methanol, Phenol, Propionaldehyde, MIBK, Styrene
HB	30701457	Digester: Mixed Softwood/Hardwood	Stand alone digester	HB pressurized digester/refiner, hardwood	AP-42, Ch 10.6.4	lb/ODT	Acetaldehyde, Acrolein, Formaldehyde, Methanol, Phenol, Propionaldehyde, MIBK, Styrene
HB	30701460	Atmospheric Refiner: Softwood	Atmospheric refiner	FB, atmospheric refiner and dump chest, softwood	AP-42, Ch 10.6.4	lb/ODT	Acetaldehyde, Acrolein, Formaldehyde, Methanol, Propionaldehyde, Cumene, Toluene
HB	30701461	Atmospheric Refiner: Hardwood	Atmospheric refiner	FB, atmospheric refiner and dump chest, softwood	AP-42, Ch 10.6.4	lb/ODT	Acetaldehyde, Acrolein, Formaldehyde, Methanol, Propionaldehyde, Cumene, Toluene
HB	30701462	Atmospheric Refiner: Mixed Softwood/Hardwood	Atmospheric refiner	FB, atmospheric refiner and dump chest, softwood	AP-42, Ch 10.6.4	lb/ODT	Acetaldehyde, Acrolein, Formaldehyde, Methanol, Propionaldehyde, Cumene, Toluene
HB	30701463	Pressurized Refiner: Softwood	Pressurized refiner	HB pressurized digester/refiner, hardwood	AP-42, Ch 10.6.4	lb/ODT	Acetaldehyde, Acrolein, Formaldehyde, Methanol, Phenol, Propionaldehyde, MIBK, Styrene



PCWP SCCs by Products and Process Unit Type				Provisional calculation information			
PCWP <sup>1</sup>	SCC	SCC Level Four	ICR Process Unit Type	Related AP-42 EF to use in absence of more representative data	EF source	EF units	Pollutants with Provisional Calculations Available <sup>2</sup>
HB	30701464	Pressurized Refiner: Hardwood	Pressurized refiner	HB pressurized digester/refiner, hardwood	AP-42, Ch 10.6.4	lb/ODT	Acetaldehyde, Acrolein, Formaldehyde, Methanol, Phenol, Propionaldehyde, MIBK, Styrene
HB	30701465	Pressurized Refiner: Mixed Softwood/Hardwood	Pressurized refiner	HB pressurized digester/refiner, hardwood	AP-42, Ch 10.6.4	lb/ODT	Acetaldehyde, Acrolein, Formaldehyde, Methanol, Phenol, Propionaldehyde, MIBK, Styrene
HB	30701466	Pressurized Digester/Refiner: Softwood	Pressurized refiner	HB pressurized digester/refiner, hardwood	AP-42, Ch 10.6.4	lb/ODT	Acetaldehyde, Acrolein, Formaldehyde, Methanol, Phenol, Propionaldehyde, MIBK, Styrene
HB	30701467	Pressurized Digester/Refiner: Hardwood	Pressurized refiner	HB pressurized digester/refiner, hardwood	AP-42, Ch 10.6.4	lb/ODT	Acetaldehyde, Acrolein, Formaldehyde, Methanol, Phenol, Propionaldehyde, MIBK, Styrene
HB	30701468	Pressurized Digester/Refiner: Mixed Softwood/Hardwood	Pressurized refiner	HB pressurized digester/refiner, hardwood	AP-42, Ch 10.6.4	lb/ODT	Acetaldehyde, Acrolein, Formaldehyde, Methanol, Phenol, Propionaldehyde, MIBK, Styrene
HB	30701480	Sanding Operations	Finishing sander	OSB, Sanderdust metering bin	AP-42, Ch 10.6.1	lb/MSF 3/8	Methanol
HB	30701481	Sawing Operations	Finishing saw	OSB, Raw fuel bin	AP-42, Ch 10.6.1	lb/MSF 3/8	Formaldehyde, Methanol
HB	30701485	Wet HB Former: Vacuum System: Non-Phenol Formaldehyde Resin	Former	HB former, wet, PF resin	AP-42, Ch 10.6.4	lb/ODT	Acetaldehyde, Formaldehyde, Methanol-Phenol, Propionaldehyde, MIBK
HB	30701486	Wet HB Former: Vacuum System: Phenol Formaldehyde Resin	Former	HB former, wet, PF resin	AP-42, Ch 10.6.4	lb/ODT	Acetaldehyde, Formaldehyde, Methanol-Phenol, Propionaldehyde, MIBK

PCWP SCCs by Products and Process Unit Type				Provisional calculation information			
PCWP <sup>1</sup>	SCC	SCC Level Four	ICR Process Unit Type	Related AP-42 EF to use in absence of more representative data	EF source	EF units	Pollutants with Provisional Calculations Available <sup>2</sup>
HB	30701487	Dry Process Former Operations: Dust Collection: Phenol Formaldehyde Resin	Former		No EF for SCC		
HB	30701488	Dry Process Former Operations: Dust Collection: Non-Phenol Formaldehyde Resin	Former		No EF for SCC		
HB	30701489	Wet Process Former Operations: Dust (Fiber) Collection: Phenol Formaldehyde Resin	Former		No EF for SCC		
HB	30701490	Wet Process Former Operations: Dust (Fiber) Collection: Non-Phenol Formaldehyde Resin	Former		No EF for SCC		
HB	30701493	Combined Process Unit Type Dust Collection: Dry Wood Material	Other		No EF for SCC		
HB	30701494	Combined Process Unit Type Dust Collection: Mixed Dry and Green Wood Material	Other		No EF for SCC		
HB	30701495	Panel Trim Chipper	Panel trim chipper	OSB, Raw fuel bin	AP-42, Ch 10.6.1	lb/MSF 3/8	Formaldehyde, Methanol
HB	30701496	Miscellaneous Coating Operations	Miscellaneous coating operation		No EF for SCC		
HB	30701497	Resin Storage Tanks	Resin storage tank		No EF for SCC		
HB	30701499	Other Not Classified	Other		No EF for SCC		

PCWP SCCs by Products and Process Unit Type				Provisional calculation information			
PCWP <sup>1</sup>	SCC	SCC Level Four	ICR Process Unit Type	Related AP-42 EF to use in absence of more representative data	EF source	EF units	Pollutants with Provisional Calculations Available <sup>2</sup>
FB	30701513	Mat Dryer: Indirect-heated: Starch binder: Softwood	Fiberboard mat dryer	FB, board dryer, indirect heated, softwood, starch binder (heated zones)	AP-42, Ch 10.6.4	lb/MSF 1/2	Acetaldehyde, Acrolein, Formaldehyde, Methanol, Phenol, Propionaldehyde
FB	30701514	Mat Dryer: Indirect-heated: Starch binder: Hardwood	Fiberboard mat dryer	FB, board dryer, indirect heated, softwood, starch binder (heated zones)	AP-42, Ch 10.6.4	lb/MSF 1/2	Acetaldehyde, Acrolein, Formaldehyde, Methanol, Phenol, Propionaldehyde
FB	30701515	Mat Dryer: Indirect-heated: Starch binder: Mixed Softwood/Hardwood	Fiberboard mat dryer	FB, board dryer, indirect heated, softwood, starch binder (heated zones)	AP-42, Ch 10.6.4	lb/MSF 1/2	Acetaldehyde, Acrolein, Formaldehyde, Methanol, Phenol, Propionaldehyde
FB	30701516	Mat Dryer: Indirect-heated: Asphalt binder: Softwood	Fiberboard mat dryer	FB, board dryer, indirect heated, softwood, 6-12% asphalt binder (heated zones)	AP-42, Ch 10.6.4	lb/MSF 1/2	Acetaldehyde, Acrolein, Formaldehyde, Methanol, Phenol
FB	30701517	Mat Dryer: Indirect-heated: Asphalt binder: Hardwood	Fiberboard mat dryer	FB, board dryer, indirect heated, softwood, 6-12% asphalt binder (heated zones)	AP-42, Ch 10.6.4	lb/MSF 1/2	Acetaldehyde, Acrolein, Formaldehyde, Methanol, Phenol
FB	30701518	Mat Dryer: Indirect-heated: Asphalt binder: Mixed Softwood/Hardwood	Fiberboard mat dryer	FB, board dryer, indirect heated, softwood, 6-12% asphalt binder (heated zones)	AP-42, Ch 10.6.4	lb/MSF 1/2	Acetaldehyde, Acrolein, Formaldehyde, Methanol, Phenol
FB	30701519	Mat Dryer: Direct-heated: Starch binder: Softwood	Fiberboard mat dryer	Fiberboard board dryer, indirect heated, starch binder (heated zones), softwood	AP-42, Ch 10.6.4	lb/MSF 1/2	Acetaldehyde, Acrolein, Formaldehyde, Methanol, Phenol, Propionaldehyde
FB	30701520	Mat Dryer: Direct-heated: Starch binder: Hardwood	Fiberboard mat dryer	Fiberboard, board dryer, indirect heated, starch binder (heated zones), softwood	AP-42, Ch 10.6.4	lb/MSF 1/2	Acetaldehyde, Acrolein, Formaldehyde, Methanol, Phenol, Propionaldehyde
FB	30701521	Mat Dryer: Direct-heated: Starch binder: Mixed Softwood/Hardwood	Fiberboard mat dryer	Fiberboard, board dryer, indirect heated, starch binder (heated zones), softwood	AP-42, Ch 10.6.4	lb/MSF 1/2	Acetaldehyde, Acrolein, Formaldehyde, Methanol, Phenol, Propionaldehyde

PCWP SCCs by Products and Process Unit Type				Provisional calculation information			
PCWP <sup>1</sup>	SCC	SCC Level Four	ICR Process Unit Type	Related AP-42 EF to use in absence of more representative data	EF source	EF units	Pollutants with Provisional Calculations Available <sup>2</sup>
FB	30701522	Mat Dryer: Direct-heated: Asphalt binder: Softwood	Fiberboard mat dryer	Fiberboard, board dryer, indirect heated, 6-12% asphalt binder (heated zones), softwood	AP-42, Ch 10.6.4	lb/MSF 1/2	Acetaldehyde, Acrolein, Formaldehyde, Methanol, Phenol
FB	30701523	Mat Dryer: Direct-heated: Asphalt binder: Hardwood	Fiberboard mat dryer	Fiberboard, board dryer, indirect heated, 6-12% asphalt binder (heated zones), softwood	AP-42, Ch 10.6.4	lb/MSF 1/2	Acetaldehyde, Acrolein, Formaldehyde, Methanol, Phenol
FB	30701524	Mat Dryer: Direct-heated: Asphalt binder: Mixed Softwood/Hardwood	Fiberboard mat dryer	Fiberboard, board dryer, indirect heated, 6-12% asphalt binder (heated zones), softwood	AP-42, Ch 10.6.4	lb/MSF 1/2	Acetaldehyde, Acrolein, Formaldehyde, Methanol, Phenol
FB	30701528	Atmospheric Refiner: Hardwood	Atmospheric refiner	FB, atmospheric refiner and dump chest, softwood	AP-42, Ch 10.6.4	lb/ODT	Acetaldehyde, Acrolein, Formaldehyde, Methanol, Propionaldehyde, Cumene, Toluene
FB	30701529	Atmospheric Refiner: Mixed Softwood/Hardwood	Atmospheric refiner	FB, atmospheric refiner and dump chest, softwood	AP-42, Ch 10.6.4	lb/ODT	Acetaldehyde, Acrolein, Formaldehyde, Methanol, Propionaldehyde, Cumene, Toluene
FB	30701530	Atmospheric Refiner: Softwood	Atmospheric refiner	FB, atmospheric refiner and dump chest, softwood	AP-42, Ch 10.6.4	lb/ODT	Acetaldehyde, Acrolein, Formaldehyde, Methanol, Propionaldehyde, Cumene, Toluene
FB	30701531	Pressurized Refiner: Softwood	Pressurized refiner	HB pressurized digester/refiner, hardwood	AP-42, Ch 10.6.4	lb/ODT	Acetaldehyde, Acrolein, Formaldehyde, Methanol, Phenol, Propionaldehyde, MIBK, Styrene
FB	30701532	Pressurized Refiner: Hardwood	Pressurized refiner	HB pressurized digester/refiner, hardwood	AP-42, Ch 10.6.4	lb/ODT	Acetaldehyde, Acrolein, Formaldehyde, Methanol, Phenol, Propionaldehyde, MIBK, Styrene

PCWP SCCs by Products and Process Unit Type				Provisional calculation information			
PCWP <sup>1</sup>	SCC	SCC Level Four	ICR Process Unit Type	Related AP-42 EF to use in absence of more representative data	EF source	EF units	Pollutants with Provisional Calculations Available <sup>2</sup>
FB	30701533	Pressurized Refiner: Mixed Softwood/Hardwood	Pressurized refiner	HB pressurized digester/refiner, hardwood	AP-42, Ch 10.6.4	lb/ODT	Acetaldehyde, Acrolein, Formaldehyde, Methanol, Phenol, Propionaldehyde, MIBK, Styrene
FB	30701534	Digester: Softwood	Stand alone digester	HB pressurized digester/refiner, hardwood	AP-42, Ch 10.6.4	lb/ODT	Acetaldehyde, Acrolein, Formaldehyde, Methanol, Phenol, Propionaldehyde, MIBK, Styrene
FB	30701535	Digester: Hardwood	Stand alone digester	HB pressurized digester/refiner, hardwood	AP-42, Ch 10.6.4	lb/ODT	Acetaldehyde, Acrolein, Formaldehyde, Methanol, Phenol, Propionaldehyde, MIBK, Styrene
FB	30701536	Digester: Mixed Softwood/Hardwood	Stand alone digester	HB pressurized digester/refiner, hardwood	AP-42, Ch 10.6.4	lb/ODT	Acetaldehyde, Acrolein, Formaldehyde, Methanol, Phenol, Propionaldehyde, MIBK, Styrene
FB	30701537	Pressurized Digester/Refiner: Softwood	Pressurized refiner	HB pressurized digester/refiner, hardwood	AP-42, Ch 10.6.4	lb/ODT	Acetaldehyde, Acrolein, Formaldehyde, Methanol, Phenol, Propionaldehyde, MIBK, Styrene
FB	30701538	Pressurized Digester/Refiner: Hardwood	Pressurized refiner	HB pressurized digester/refiner, hardwood	AP-42, Ch 10.6.4	lb/ODT	Acetaldehyde, Acrolein, Formaldehyde, Methanol, Phenol, Propionaldehyde, MIBK, Styrene
FB	30701539	Pressurized Digester/Refiner: Mixed Softwood/Hardwood	Pressurized refiner	HB pressurized digester/refiner, hardwood	AP-42, Ch 10.6.4	lb/ODT	Acetaldehyde, Acrolein, Formaldehyde, Methanol, Phenol, Propionaldehyde, MIBK, Styrene
FB	30701540	Fiber Washer: Softwood	Fiber washer	FB, washer, softwood	AP-42, Ch 10.6.4	lb/ODT	Acetaldehyde Formaldehyde-Methanol
FB	30701541	Fiber Washer: Hardwood	Fiber washer	FB, washer, softwood	AP-42, Ch 10.6.4	lb/ODT	Acetaldehyde Formaldehyde-Methanol

PCWP SCCs by Products and Process Unit Type				Provisional calculation information			
PCWP <sup>1</sup>	SCC	SCC Level Four	ICR Process Unit Type	Related AP-42 EF to use in absence of more representative data	EF source	EF units	Pollutants with Provisional Calculations Available <sup>2</sup>
FB	30701542	Fiber Washer: Mixed Softwood/Hardwood	Fiber washer	FB, washer, softwood	AP-42, Ch 10.6.4	lb/ODT	Acetaldehyde Formaldehyde-Methanol
FB	30701551	Wet Fiberboard Former: Vacuum: All Binder Systems	Former	FB, former, wet, 6-12% asphalt	AP-42, Ch 10.6.4	lb/MSF 1/2	Acetaldehyde, Formaldehyde, Methanol, Toluene
FB	30701561	Panel Trim Chipper	Panel trim chipper	OSB, Raw fuel bin	AP-42, Ch 10.6.1	lb/MSF 3/8	Formaldehyde, Methanol
FB	30701562	Sawing Operations	Finishing saw	OSB, Raw fuel bin	AP-42, Ch 10.6.1	lb/MSF 3/8	Formaldehyde, Methanol
FB	30701567	Combined Process Unit Type Dust Collection: Dry Wood Material	Other		No EF for SCC		
FB	30701568	Combined Process Unit Type Dust Collection: Mixed Dry and Green Wood Material	Other		No EF for SCC		
FB	30701591	Miscellaneous Coating Operations	Miscellaneous coating operation		No EF for SCC		
FB	30701592	Resin Storage Tanks	Resin storage tank		No EF for SCC		
FB	30701599	Other Not Classified	Other		No EF for SCC		
LVL	30701601	Hardwood Veneer Dryer: Indirect-heated: Heated Zones	Hardwood veneer dryer	HPW, veneer, indirect heated, hardwood (heated zones)	AP-42, Ch 10.5	lb/MSF 3/8	Acetaldehyde, Formaldehyde, Methanol, Phenol, MIBK
LVL	30701602	Hardwood Veneer Dryer: Indirect-heated: Cooling Section	Hardwood veneer dryer	HPW, veneer, indirect heated, hardwood (cooling section)	AP-42, Ch 10.5	lb/MSF 3/8	Acetaldehyde, Formaldehyde, Methanol, MIBK

PCWP SCCs by Products and Process Unit Type				Provisional calculation information			
PCWP <sup>1</sup>	SCC	SCC Level Four	ICR Process Unit Type	Related AP-42 EF to use in absence of more representative data	EF source	EF units	Pollutants with Provisional Calculations Available <sup>2</sup>
LVL	30701603	Softwood Veneer Dryer: Indirect-heated: Heated Zones	Softwood veneer dryer	SPW, veneer, indirect heated, softwood (heated zones)	AP-42, Ch 10.5	lb/MSF 3/8	Acetaldehyde, Formaldehyde, Methanol, Phenol, MIBK, Benzene, Acetaldehyde, Acrolein, Formaldehyde-Methanol-Phenol-Propionaldehyde, Benzene, MIBK, Toluene, Xylenes
LVL	30701604	Softwood Veneer Dryer: Indirect-heated: Cooling Section	Softwood veneer dryer	SPW, veneer, indirect heated, softwood (cooling section)	AP-42, Ch 10.5	lb/MSF 3/8	Acetaldehyde, Formaldehyde, Methanol, Phenol, MIBK, Xylenes
LVL	30701605	Hardwood Veneer Dryer: Direct Wood-fired: Heated Zones	Hardwood veneer dryer	HPW, veneer, direct wood-fired, hardwood (heated zones)	AP-42, Ch 10.5	lb/MSF 3/8	Acetaldehyde, Formaldehyde, Methanol, HAP metals
LVL	30701606	Hardwood Veneer Dryer: Direct Wood-fired: Cooling Section	Hardwood veneer dryer	HPW, veneer, direct wood-fired, hardwood (cooling section)	AP-42, Ch 10.5 (All EF BDL)		
LVL	30701607	Softwood Veneer Dryer: Direct Wood-fired: Heated Zones	Softwood veneer dryer	SPW, veneer, direct wood-fired, softwood (heated zones)	AP-42, Ch 10.5	lb/MSF 3/8	Formaldehyde
LVL	30701608	Softwood Veneer Dryer: Direct Wood-fired: Cooling Section	Softwood veneer dryer	SPW, veneer, direct natural gas-fired, softwood (cooling section)	AP-42, Ch 10.5	lb/MSF 3/8	Acetaldehyde, Formaldehyde, Methanol, Phenol
LVL	30701609	Hardwood Veneer Dryer: Direct Natural Gas-fired: Heated Zones	Hardwood veneer dryer	HPW, veneer, direct wood-fired, hardwood (heated zones)	AP-42, Ch 10.5	lb/MSF 3/8	Acetaldehyde, Formaldehyde, Methanol, HAP metals
LVL	30701610	Hardwood Veneer Dryer: Direct Natural Gas-fired: Cooling Section	Hardwood veneer dryer	HPW, veneer, direct wood-fired, hardwood (cooling section)	AP-42, Ch 10.5 (All EF BDL)		

PCWP SCCs by Products and Process Unit Type				Provisional calculation information			
PCWP <sup>1</sup>	SCC	SCC Level Four	ICR Process Unit Type	Related AP-42 EF to use in absence of more representative data	EF source	EF units	Pollutants with Provisional Calculations Available <sup>2</sup>
LVL	30701611	Softwood Veneer Dryer: Direct Natural Gas-fired: Heated Zones	Softwood veneer dryer	SPW, veneer, direct natural gas-fired, softwood (heated zones)	AP-42, Ch 10.5	lb/MSF 3/8	Acetaldehyde, Acrolein Formaldehyde, Methanol, Phenol, Propionaldehyde, Benzene, MIBK, Styrene, Toluene, Xylenes, HAP Metals
LVL	30701612	Press: Phenol Formaldehyde Resin	Engineered wood products press	LVL, press, PF resin	AP-42, Ch 10.9	lb/MCF	Acetaldehyde, Formaldehyde, Methanol, Propionaldehyde
LVL	30701613	Softwood Veneer Dryer: Direct Natural Gas-fired: Cooling Section	Softwood veneer dryer	SPW, veneer, direct natural gas-fired, softwood (cooling section)	AP-42, Ch 10.5	lb/MSF 3/8	Acetaldehyde, Formaldehyde, Methanol, Phenol
LVL	30701614	Press: Non-Phenol Formaldehyde Resin	Engineered wood products press	LSL Hot press, MDI resin	AP-42, Ch 10.9	lb/MCF	Formaldehyde, MDI
LVL	30701615	Veneer Redryer: Radio Frequency-heated: Softwood	Veneer redryer	SPW, veneer, RF heated, softwood	AP-42, Ch 10.5	lb/MSF 3/8	Acetaldehyde, Formaldehyde, Methanol
LVL	30701616	Veneer Redryer: Radio Frequency-heated: Hardwood	Veneer redryer	SPW, veneer, RF heated, softwood	AP-42, Ch 10.5	lb/MSF 3/8	Acetaldehyde, Formaldehyde, Methanol
LVL	30701617	Veneer Redryer: Non-RF Heat: Softwood	Veneer redryer		No EF for SCC		
LVL	30701618	Veneer Redryer: Non-RF Heat: Hardwood	Veneer redryer		No EF for SCC		
LVL	30701619	Sanding Operations	Finishing sander	OSB, Sanderdust metering bin	AP-42, Ch 10.6.1	lb/MSF 3/8	Methanol
LVL	30701623	Hammermill/Chipper: Dry Wood Material	Panel trim chipper		No EF for SCC		
LVL	30701624	Hammermill/Chipper: Mixed Green and Dry Wood Material	Panel trim chipper		No EF for SCC		



PCWP SCCs by Products and Process Unit Type				Provisional calculation information			
PCWP <sup>1</sup>	SCC	SCC Level Four	ICR Process Unit Type	Related AP-42 EF to use in absence of more representative data	EF source	EF units	Pollutants with Provisional Calculations Available <sup>2</sup>
LVL	30701627	Sawing Operations: Dry Veneer and Laminated Veneer Lumber (LVL) Trimming	Finishing saw		No EF for SCC		
LVL	30701628	Log Steaming Vat	Log vat	SPW log steaming vat (process rate = volume of wood removed from vat per hour)	AP-42, Ch 10.5	lb/MSF 3/8	Acetaldehyde, Methanol
LVL	30701629	Resin Storage Tanks	Resin storage tank		No EF for SCC		
LVL	30701633	Combined Process Unit Type Dust Collection: Dry Wood Material	Other		No EF for SCC		
LVL	30701634	Combined Process Unit Type Dust Collection: Mixed Dry and Green Wood Material	Other		No EF for SCC		
LVL	30701635	Miscellaneous Coating Operations	Miscellaneous coating operation		No EF for SCC		
LVL	30701639	Other Not Classified	Other		No EF for SCC		
I-joist	30701670	Curing Chamber	Engineered wood products press	I-Joist curing chamber	AP-42, Ch 10.9	lb/MLF	Formaldehyde, Methanol
I-joist	30701671	Resin Storage Tanks	Resin storage tank		No EF for SCC		
I-joist	30701672	Sawing Operations	Finishing saw	LVL I-Beam Saw	AP-42, Ch 10.9	lb/MLF	Methanol
I-joist	30701679	Other Not Classified	Other		No EF for SCC		

PCWP SCCs by Products and Process Unit Type				Provisional calculation information			
PCWP <sup>1</sup>	SCC	SCC Level Four	ICR Process Unit Type	Related AP-42 EF to use in absence of more representative data	EF source	EF units	Pollutants with Provisional Calculations Available <sup>2</sup>
GLULAM	30701680	Press/Curing Chamber: Phenol-Resorcinol-Formaldehyde (PRF) resin	Engineered wood products press		No EF for SCC		
GLULAM	30701681	Press/Curing Chamber: Non-Phenol-Resorcinol-Formaldehyde (PRF) Resin	Engineered wood products press		No EF for SCC		
GLULAM	30701682	Resin Storage Tanks	Resin storage tank		No EF for SCC		
GLULAM	30701683	Chippers	Other		No EF for SCC		
GLULAM	30701684	Sanding Operations	Finishing sander		No EF for SCC		
GLULAM	30701685	Sawing Operations	Finishing saw		No EF for SCC		
GLULAM	30701689	Other Not Classified	Other		No EF for SCC		
LSL	30701701	Rotary Strand Dryer: Direct Wood-fired: Hardwood	Rotary strand dryer	LSL, rotary, direct wood-fired, hardwood	AP-42, Ch 10.9	lb/ODT	Acrolein, Formaldehyde, HAP metals
LSL	30701702	Rotary Strand Dryer: Direct Wood-fired: Softwood	Rotary strand dryer	OSB, rotary, direct wood-fired, softwood	AP-42, Ch 10.9	lb/ODT	Acrolein, Formaldehyde, HAP metals
LSL	30701703	Rotary Strand Dryer: Direct Wood-fired: Mixed Softwood/Hardwood	Rotary strand dryer	OSB, rotary, direct wood-fired, softwood	AP-42, Ch 10.9	lb/ODT	Acrolein, Formaldehyde, HAP metals
LSL	30701704	Rotary Strand Dryer: Direct Natural Gas-fired: Softwood	Rotary strand dryer	OSB, rotary, direct wood-fired, softwood	AP-42, Ch 10.9	lb/ODT	Acrolein, Formaldehyde

PCWP SCCs by Products and Process Unit Type				Provisional calculation information			
PCWP <sup>1</sup>	SCC	SCC Level Four	ICR Process Unit Type	Related AP-42 EF to use in absence of more representative data	EF source	EF units	Pollutants with Provisional Calculations Available <sup>2</sup>
LSL	30701705	Rotary Strand Dryer: Direct Natural Gas-fired: Hardwood	Rotary strand dryer	OSB, rotary, direct natural gas-fired, hardwood	AP-42, Ch 10.9	lb/ODT	Acrolein, Formaldehyde
LSL	30701706	Rotary Strand Dryer: Direct Natural Gas-fired: Mixed Softwood/Hardwood	Rotary strand dryer	OSB, rotary, direct natural gas-fired, hardwood	AP-42, Ch 10.9	lb/ODT	Acrolein, Formaldehyde
LSL	30701707	Rotary Strand Dryer: Indirect-heated: Softwood	Rotary strand dryer	OSB, rotary, direct wood-fired, softwood	AP-42, Ch 10.9	lb/ODT	Acrolein, Formaldehyde
LSL	30701708	Rotary Strand Dryer: Indirect-heated: Hardwood	Rotary strand dryer	OSB, rotary, indirect-heated, hardwood	AP-42, Ch 10.9	lb/ODT	Acrolein, Formaldehyde
LSL	30701709	Rotary Strand Dryer: Indirect-heated: Mixed Softwood/Hardwood	Rotary strand dryer	OSB, rotary, indirect-heated, hardwood	AP-42, Ch 10.9	lb/ODT	Acrolein, Formaldehyde
LSL	30701710	Conveyor Dryer: Heated Zones: Hardwood	Conveyor strand dryer	OSB, conveyer, indirect heated, hardwood (heated zones)	AP-42, Ch 10.9 (All EF BDL)		
LSL	30701711	Conveyor Dryer: Heated Zones: Softwood	Conveyor strand dryer	LSL conveyor dryer, indirect-heated, hardwood	AP-42, Ch 10.9 (All EF BDL)		
LSL	30701712	Conveyor Dryer: Heated Zones: Mixed Hardwood/Softwood	Conveyor strand dryer	LSL conveyor dryer, indirect-heated, hardwood	AP-42, Ch 10.9 (All EF BDL)		
LSL	30701713	Conveyor Dryer: Unheated Zones: All Species	Conveyor strand dryer	LSL conveyor dryer, indirect-heated, hardwood	AP-42, Ch 10.9 (All EF BDL)		
LSL	30701720	Press: Methylene Diphenyl Diisocyanate (MDI) Adhesive	Engineered wood products press	LSL Hot press, MDI resin	AP-42, Ch 10.9	lb/MCF	Formaldehyde, MDI
LSL	30701721	Press: Non-Methylene Diphenyl Diisocyanate (MDI) Adhesive	Engineered wood products press	LVL, Hot press, PF resin	AP-42, Ch 10.9	lb/MCF	Acetaldehyde, Formaldehyde, Methanol, Propionaldehyde

PCWP SCCs by Products and Process Unit Type				Provisional calculation information			
PCWP <sup>1</sup>	SCC	SCC Level Four	ICR Process Unit Type	Related AP-42 EF to use in absence of more representative data	EF source	EF units	Pollutants with Provisional Calculations Available <sup>2</sup>
LSL	30701722	Blender: Methylene Diphenyl Diisocyanate (MDI) Adhesive	Blender	OSB blender (PF & MDI resin)	AP-42, Ch 10.6.1	lb/MSF 3/8	Formaldehyde, Methanol
LSL	30701723	Blender: Non-Methylene Diphenyl Diisocyanate (MDI) Adhesive	Blender	OSB blender (PF & MDI resin)	AP-42, Ch 10.6.1	lb/MSF 3/8	Formaldehyde, Methanol
LSL	30701724	Former Operations: Methylene Diphenyl Diisocyanate (MDI) Adhesive	Former		No EF for SCC		
LSL	30701725	Former Operations: Non-Methylene Diphenyl Diisocyanate (MDI) Adhesive	Former		No EF for SCC		
LSL	30701730	Sanding Operations	Finishing sander	OSB, Sanderdust metering bin	AP-42, Ch 10.6.1	lb/MSF 3/8	Methanol
LSL	30701731	Sawing Operations	Finishing saw		No EF for SCC		
LSL	30701735	Hammermill/Chipper: Dry Wood Material	Panel trim chipper		No EF for SCC		
LSL	30701736	Hammermill/Chipper: Mixed Green and Dry Wood Material	Panel trim chipper		No EF for SCC		
LSL	30701737	Resin Storage Tanks	Resin storage tank		No EF for SCC		
LSL	30701739	Other Not Classified	Other		No EF for SCC		
PSL	30701740	Hardwood Veneer Dryer: Indirect-heated: Heated Zones	Hardwood veneer dryer	HPW, veneer, indirect heated, hardwood (heated zones)	AP-42, Ch 10.5	lb/MSF 3/8	Acetaldehyde, Formaldehyde, Methanol, Phenol, MIBK

PCWP SCCs by Products and Process Unit Type				Provisional calculation information			
PCWP <sup>1</sup>	SCC	SCC Level Four	ICR Process Unit Type	Related AP-42 EF to use in absence of more representative data	EF source	EF units	Pollutants with Provisional Calculations Available <sup>2</sup>
PSL	30701741	Hardwood Veneer Dryer: Indirect-heated: Cooling Section	Hardwood veneer dryer	Plywood, Indirect heated, cooling section, hardwood	AP-42, Ch 10.5	lb/MSF 3/8	Acetaldehyde, Formaldehyde, Methanol, MIBK
PSL	30701742	Softwood Veneer Dryer: Indirect-heated: Heated Zones	Softwood veneer dryer	Plywood, Indirect heated, heated zones, softwood	AP-42, Ch 10.5	lb/MSF 3/8	Acetaldehyde, Acrolein Formaldehyde, Methanol, Phenol, Propionaldehyde MIBK, Benzene, Toluene, Xylenes
PSL	30701743	Softwood Veneer Dryer: Indirect-heated: Cooling Section	Softwood veneer dryer	SPW, veneer, indirect heated, softwood (cooling section)	AP-42, Ch 10.5	lb/MSF 3/8	Acetaldehyde, Formaldehyde, Methanol, Phenol, MIBK, Xylenes
PSL	30701744	Hardwood Veneer Dryer: Direct Wood-fired: Heated Zones	Hardwood veneer dryer	HPW, veneer, direct wood-fired, hardwood (heated zones)	AP-42, Ch 10.5	lb/MSF 3/8	Acetaldehyde, Formaldehyde, Methanol, HAP metals
PSL	30701745	Hardwood Veneer Dryer: Direct Wood-fired: Cooling Section	Hardwood veneer dryer	HPW, veneer, direct wood-fired, hardwood (cooling section)	AP-42, Ch 10.5 (All EF BDL)		
PSL	30701746	Softwood Veneer Dryer: Direct Wood-fired: Heated Zones	Softwood veneer dryer	SPW, veneer, direct wood-fired, softwood (heated zones)	AP-42, Ch 10.5	lb/MSF 3/8	Acetaldehyde, Acrolein Formaldehyde, Methanol, Phenol, Propionaldehyde, Benzene, MIBK, Styrene, Toluene, Xylenes, HAP Metals
PSL	30701747	Softwood Veneer Dryer: Direct Wood-fired: Cooling Section	Softwood veneer dryer	SPW, veneer, direct natural gas-fired, softwood (cooling section)	AP-42, Ch 10.5	lb/MSF 3/8	Acetaldehyde, Formaldehyde, Methanol, Phenol
PSL	30701748	Hardwood Veneer Dryer: Direct Natural Gas-fired: Heated Zones	Hardwood veneer dryer	HPW, veneer, direct wood-fired, hardwood (heated zones)	AP-42, Ch 10.5	lb/MSF 3/8	Acetaldehyde, Formaldehyde, Methanol, HAP metals
PSL	30701749	Hardwood Veneer Dryer: Direct Natural Gas-fired: Cooling Section	Hardwood veneer dryer	HPW, veneer, direct wood-fired, hardwood (cooling section)	AP-42, Ch 10.5 (All EF BDL)		

PCWP SCCs by Products and Process Unit Type				Provisional calculation information			
PCWP <sup>1</sup>	SCC	SCC Level Four	ICR Process Unit Type	Related AP-42 EF to use in absence of more representative data	EF source	EF units	Pollutants with Provisional Calculations Available <sup>2</sup>
PSL	30701750	Softwood Veneer Dryer: Direct Natural Gas-fired: Heated Zones	Softwood veneer dryer	SPW, veneer, direct natural gas-fired, softwood (heated zones)	AP-42, Ch 10.5	lb/MSF 3/8	Acetaldehyde, Acrolein, Formaldehyde, Methanol, Phenol, Propionaldehyde, Benzene, MIBK, Styrene, Toluene, Xylenes, HAP Metals
PSL	30701751	Softwood Veneer Dryer: Direct Natural Gas-fired: Cooling Section	Softwood veneer dryer	SPW, veneer, direct natural gas-fired, softwood (cooling section)	AP-42, Ch 10.5	lb/MSF 3/8	Acetaldehyde, Formaldehyde, Methanol, Phenol
PSL	30701752	Veneer Redryer: Radio Frequency-heated: Hardwood	Veneer redryer	SPW, veneer, RF heated, softwood	AP-42, Ch 10.5	lb/MSF 3/8	Acetaldehyde, Formaldehyde, Methanol
PSL	30701753	Veneer Redryer: Radio Frequency-heated: Softwood	Veneer redryer	SPW, veneer, RF heated, softwood	AP-42, Ch 10.5	lb/MSF 3/8	Acetaldehyde, Formaldehyde, Methanol
PSL	30701754	Veneer Redryer: Other: Hardwood	Veneer redryer		No EF for SCC		
PSL	30701755	Veneer Redryer: Other: Softwood	Veneer redryer		No EF for SCC		
PSL	30701760	Press: Phenol Formaldehyde Resin	Engineered wood products press	LVL, press, PF resin	AP-42, Ch 10.9	lb/MCF	Acetaldehyde, Formaldehyde, Methanol, Propionaldehyde
PSL	30701761	Press: Non-Phenol Formaldehyde Resin	Engineered wood products press	LSL Hot press, MDI resin	AP-42, Ch 10.9	lb/ODT	Formaldehyde, MDI
PSL	30701765	Hammermill/Chipper: Dry Wood Material	Panel trim chipper	SPW dry trim chipper (chips dry trim from SPW panel saws; process rate = finished board production)	AP-42, Ch 10.5	lb/MSF 3/8	Methanol
PSL	30701766	Hammermill/Chipper: Mixed Green and Dry Wood Material	Panel trim chipper	SPW dry trim chipper (chips dry trim from SPW panel saws; process rate = finished board production)	AP-42, Ch 10.5	lb/MSF 3/8	Methanol

PCWP SCCs by Products and Process Unit Type				Provisional calculation information			
PCWP <sup>1</sup>	SCC	SCC Level Four	ICR Process Unit Type	Related AP-42 EF to use in absence of more representative data	EF source	EF units	Pollutants with Provisional Calculations Available <sup>2</sup>
PSL	30701767	Sanding Operations	Finishing sander	OSB, Sanderdust metering bin	AP-42, Ch 10.6.1	lb/MSF 3/8	Methanol
PSL	30701769	Sawing Operations: Dry Veneer and Parallel Strand Lumber (PSL) Trimming	Finishing saw		No EF for SCC		
PSL	30701772	Combined Process Unit Type Dust Collection: Dry Wood Material	Other		No EF for SCC		
PSL	30701773	Combined Process Unit Type Dust Collection: Mixed Dry and Green Wood Material	Other		No EF for SCC		
PSL	30701774	Log Steaming Vat	Log vat	SPW log steaming vat (process rate = volume of wood removed from vat per hour)	AP-42, Ch 10.5	lb/MSF 3/8	Acetaldehyde, Methanol
PSL	30701776	Resin Storage Tanks	Resin storage tank		No EF for SCC		
PSL	30701777	Miscellaneous Coating Operations	Miscellaneous coating operation		No EF for SCC		
PSL	30701779	Other Not Classified	Other		No EF for SCC		

1. Abbreviations: PB=Particleboard; MDF=Medium Density Fiberboard; OSB=Oriented Strand Board; HB=Hardboard; FB=Fiberboard; LVL=Laminate Veneer Lumber; LSL=Laminated Strand Lumber; PSL=Parallel Strand Lumber

2. Pollutants with publicly-available emission factors for the SCC are listed. The organic HAP emissions factors are from AP-42, while the HAP metal emission factors were derived using fuel analysis data for wood-firing. In some cases, no emission factor is available even though the pollutant may reasonably be expected to be emitted. Facilities with more-representative emissions data for their operations should use that data as opposed to the provisional calculations.

HAP Metals: Antimony, Arsenic, Beryllium, Cadmium, Chromium, Cobalt, Lead, Manganese, Mercury, Nickel, Selenium, Chromium III, Chromium VI, Elemental Gaseous Mercury, Gaseous Divalent Mercury, and Particulate Divalent Mercury.

MIBK is also known as 4-Methyl-2-Pentanone.

**Appendix 9. List of Hazardous Air Pollutants**

1,1,2,2-Tetrachloroethane	Benzene (including benzene from gasoline)
1,1,2-Trichloroethane	Benzidine
1,1-Dimethyl hydrazine	Benzotrichloride
1,2,4-Trichlorobenzene	Benzyl chloride
1,2-Dibromo-3-chloropropane	Beryllium Compounds
1,2-Diphenylhydrazine	beta-Propiolactone
1,2-Epoxybutane	Biphenyl
1,2-Propylenimine (2-Methyl aziridine)	Bis(2-ethylhexyl)phthalate (DEHP)
1,3-Butadiene	Bis(chloromethyl)ether
1,3-Dichloropropene	Bromoform
1,3-Propane sultone	Cadmium Compounds
1,4-Dichlorobenzene(p)	Calcium cyanamide
1,4-Dioxane (1,4-Diethyleneoxide)	Captan
2,2,4-Trimethylpentane	Carbaryl
2,3,7,8-Tetrachlorodibenzo-p-dioxin	Carbon disulfide
2,4,5-Trichlorophenol	Carbon tetrachloride
2,4,6-Trichlorophenol	Carbonyl sulfide
2,4-D, salts and esters	Catechol
2,4-Dinitrophenol	Chloramben
2,4-Dinitrotoluene	Chlordane
2,4-Toluene diamine	Chlorine
2,4-Toluene diisocyanate	Chloroacetic acid
2-Acetylaminofluorene	Chlorobenzene
2-Chloroacetophenone	Chlorobenzilate
2-Nitropropane	Chloroform
3,3-Dichlorobenzidene	Chloromethyl methyl ether
3,3-Dimethoxybenzidine	Chloroprene
3,3'-Dimethyl benzidine	Chromium Compounds
4,4'-Methylenedianiline	Cobalt Compounds
4,4-Methylene bis(2-chloroaniline)	Coke Oven Emissions
4,6-Dinitro-o-cresol, and salts	Cresols/Cresylic acid (isomers and mixture)
4-Aminobiphenyl	Cumene
4-Nitrobiphenyl	Cyanide Compounds <sup>1</sup>
4-Nitrophenol	DDE
Acetaldehyde	Diazomethane
Acetamide	Dibenzofurans
Acetonitrile	Dibutylphthalate
Acetophenone	Dichloroethyl ether (Bis(2-chloroethyl)ether)
Acrolein	Dichlorvos
Acrylamide	Diethanolamine
Acrylic acid	Diethyl sulfate
Acrylonitrile	Dimethyl aminoazobenzene
Allyl chloride	Dimethyl carbamoyl chloride
Aniline	Dimethyl formamide
Antimony Compounds	Dimethyl phthalate
Arsenic Compounds (inorganic including arsine)	Dimethyl sulfate
Asbestos	Epichlorohydrin (1-Chloro-2,3-epoxypropane)



Ethyl acrylate	N-Nitrosodimethylamine
Ethyl benzene	N-Nitrosomorpholine
Ethyl carbamate (Urethane)	N-Nitroso-N-methylurea
Ethyl chloride (Chloroethane)	o-Anisidine
Ethylene dibromide (Dibromoethane)	o-Cresol
Ethylene dichloride (1,2-Dichloroethane)	o-Toluidine
Ethylene glycol	o-Xylenes
Ethylene imine (Aziridine)	Parathion
Ethylene oxide	p-Cresol
Ethylene thiourea	Pentachloronitrobenzene (Quintobenzene)
Ethylidene dichloride (1,1-Dichloroethane)	Pentachlorophenol
Fine mineral fibers <sup>3</sup>	Phenol
Formaldehyde	Phosgene
Glycol ethers <sup>2</sup>	Phosphine
Heptachlor	Phosphorus
Hexachlorobenzene	Phthalic anhydride
Hexachlorobutadiene	Polychlorinated biphenyls (Aroclors)
Hexachlorocyclopentadiene	Polycyclic Organic Matter <sup>4</sup>
Hexachloroethane	p-Phenylenediamine
Hexamethylene-1,6-diisocyanate	Propionaldehyde
Hexamethylphosphoramide	Propoxur (Baygon)
Hexane	Propylene dichloride (1,2-Dichloropropane)
Hydrazine	Propylene oxide
Hydrochloric acid	p-Xylenes
Hydrogen fluoride (Hydrofluoric acid)	Quinoline
Hydroquinone	Quinone
Isophorone	Radionuclides (including radon) <sup>5</sup>
Lead Compounds	Selenium Compounds
Lindane (all isomers)	Styrene
Maleic anhydride	Styrene oxide
Manganese Compounds	Tetrachloroethylene (Perchloroethylene)
m-Cresol	Titanium tetrachloride
Mercury Compounds	Toluene
Methanol	Toxaphene (chlorinated camphene)
Methoxychlor	Trichloroethylene
Methyl bromide (Bromomethane)	Triethylamine
Methyl chloride (Chloromethane)	Trifluralin
Methyl chloroform (1,1,1-Trichloroethane)	Vinyl acetate
Methyl hydrazine	Vinyl bromide
Methyl iodide (Iodomethane)	Vinyl chloride
Methyl isobutyl ketone (Hexone)	Vinylidene chloride (1,1-Dichloroethylene)
Methyl isocyanate	Xylenes (isomers and mixture)
Methyl methacrylate	
Methyl tert butyl ether	
Methylene chloride (Dichloromethane)	
Methylene diphenyl diisocyanate (MDI)	
m-Xylenes	
N,N-Diethyl aniline (N,N-Dimethylaniline)	
Naphthalene	
Nickel Compounds	
Nitrobenzene	

NOTE: For all listings above which contain the word "compounds" and for glycol ethers, the following applies: Unless otherwise specified, these listings are defined as including any unique chemical substance that contains the named chemical (i.e., antimony, arsenic, etc.) as part of that chemical's infrastructure.

1-5. For more information, see:  
<https://www.epa.gov/haps/initial-list-hazardous-air-pollutants-modifications>.

1. X'CN where X = H' or any other group where a formal dissociation may occur. For example, KCN or Ca(CN)<sub>2</sub>
2. Includes mono- and di- ethers of ethylene glycol, diethylene glycol, and triethylene glycol R-(OCH<sub>2</sub>CH<sub>2</sub>)<sub>n</sub>-OR' where n = 1, 2, or 3  
R = alkyl or aryl groups  
R' = R, H, or groups which, when removed, yield glycol ethers with the structure: R-(OCH<sub>2</sub>CH)<sub>n</sub>-OH.  
Polymers are excluded from the glycol category. (See Modification)
3. Includes mineral fiber emissions from facilities manufacturing or processing glass, rock, or slag fibers (or other mineral derived fibers) of average diameter 1 micrometer or less.
4. Includes organic compounds with more than one benzene ring, and which have a boiling point greater than or equal to 100 °C.
5. A type of atom which spontaneously undergoes radioactive decay.

## Appendix 10. Resources for Estimating Emissions

Primary emissions data sources are preceded with an asterisk (\*); all other references are secondary.

### EPA Publications

8. EPA. 2000. *Background Information Document for Proposed Plywood and Composite Wood Products NESHAP*. EPA-453/R-01-004. Research Triangle Park, NC: U.S. Environmental Protection Agency, Office of Air Quality Planning and Standards. <https://www.regulations.gov/#!documentDetail;D=EPA-HQ-OPPT-2012-0018-0364>.
9. \* EPA. 2003. *Compilation of Air Pollution Emission Factors. Volume 1: Stationary Point and Area Sources (5<sup>th</sup> Edition)*. AP-42. Chapter 10, Wood Products Industry; <https://www3.epa.gov/ttn/chief/ap42/ch10/final/c10s00.pdf>

### NCASI Publications

The following list of NCASI publications is available to NCASI members. Contact: National Council for Air and Stream Improvement, Inc. Southern Regional Center; 402 SW 140th Terrace, Newberry, FL 32669; Phone (352) 331-1745.

1. National Council for Air and Stream Improvement, Inc. (NCASI). 1996. *A Small –Scale Kiln Study on Method 25A Measurements of Volatile Organic Compound Emissions from Lumber Drying*. Technical Bulletin No. 718. Research Triangle Park, N.C.: National Council for Air and Stream Improvement, Inc.
2. National Council for Air and Stream Improvement, Inc. (NCASI). 1996. *Laboratory and Limited Field Measurements of VOC Emissions from Wood Residuals*. Technical Bulletin No. 723. Research Triangle Park, N.C.: National Council for Air and Stream Improvement, Inc.
3. \* National Council for Air and Stream Improvement, Inc. (NCASI). 1999. *Volatile Organic Compound Emissions from Wood Products Manufacturing Facilities; Part I – Plywood*. Technical Bulletin No. 768. Research Triangle Park, N.C.: National Council for Air and Stream Improvement, Inc.
4. \* National Council for Air and Stream Improvement, Inc. (NCASI). 1999. *Volatile Organic Compound Emissions from Wood Products Manufacturing Facilities; Part II – Engineered Wood Products*. Technical Bulletin No. 769. Research Triangle Park, N.C.: National Council for Air and Stream Improvement, Inc.
5. \* National Council for Air and Stream Improvement, Inc. (NCASI). 1999. *Volatile Organic Compound Emissions from Wood Products Manufacturing Facilities; Part III – Medium Density Fiberboard*. Technical Bulletin No. 770. Research Triangle Park, N.C.: National Council for Air and Stream Improvement, Inc.
6. \* National Council for Air and Stream Improvement, Inc. (NCASI). 1999. *Volatile Organic Compound Emissions from Wood Products Manufacturing Facilities; Part IV – Particleboard*. Technical Bulletin No. 771. Research Triangle Park, N.C.: National Council for Air and Stream Improvement, Inc.

7. \* National Council for Air and Stream Improvement, Inc. (NCASI). 1999. *Volatile Organic Compound Emissions from Wood Products Manufacturing Facilities; Part V – Oriented Strandboard*. Technical Bulletin No. 772. Research Triangle Park, N.C.: National Council for Air and Stream Improvement, Inc.
8. \* National Council for Air and Stream Improvement, Inc. (NCASI). 1999. *Volatile Organic Compound Emissions from Wood Products Manufacturing Facilities; Part VI – Hardboard and Fiberboard*. Technical Bulletin No. 773. Research Triangle Park, N.C.: National Council for Air and Stream Improvement, Inc.
9. National Council for Air and Stream Improvement, Inc. (NCASI). 2002. *A Comparative Study of VOC Emissions from Small-Scale and Full-Scale Lumber Kilns Drying Southern Pine*. Technical Bulletin No. 845. Research Triangle Park, N.C.: National Council for Air and Stream Improvement, Inc.
10. National Council for Air and Stream Improvement, Inc. (NCASI). 2002. *Review of EPA Regulations and Guidance Related to VOC Emissions*. Special Report No. 02-04. Research Triangle Park, N.C.: National Council for Air and Stream Improvement, Inc.
11. National Council for Air and Stream Improvement, Inc. (NCASI). 2003. *An Evaluation of Control Efficiency at Different Combustion chamber Temperatures for Regenerative Thermal Oxidizers Installed on Panel Plant Wood Furnish Dryers*. Technical Bulletin No. 865. Research Triangle Park, N.C.: National Council for Air and Stream Improvement, Inc.
12. National Council for Air and Stream Improvement, Inc. (NCASI). 2003. *An Evaluation of Credit-Generating Emission Sources for Use in the Emissions Averaging Compliance Option Under the Wood Products NESHAP*. Technical Bulletin No. 869. Research Triangle Park, N.C.: National Council for Air and Stream Improvement, Inc.
13. National Council for Air and Stream Improvement, Inc. (NCASI). 2004. *Canadian Environmental Protection Act Aldehydes and the Forest Products Industry*. Technical Bulletin No. 874. Research Triangle Park, N.C.: National Council for Air and Stream Improvement, Inc.
14. National Council for Air and Stream Improvement, Inc. (NCASI). 2008. *Wood Products Air Quality Technical Information Document*. Special Report No. 08-01. Research Triangle Park, N.C.: National Council for Air and Stream Improvement, Inc.
15. National Council for Air and Stream Improvement, Inc. (NCASI). 2011. *Characterization, Measurement and Reporting of Volatile Organic Compounds Emitted from Southern Pine Wood Products Sources*. Technical Bulletin No. 991. Research Triangle Park, N.C.: National Council for Air and Stream Improvement, Inc.
16. \* National Council for Air and Stream Improvement, Inc. (NCASI). 2013. *A Comprehensive Compilation and Review of Wood-Fired Boiler Emissions*. Technical Bulletin No. 1013. Research Triangle Park, N.C.: National Council for Air and Stream Improvement, Inc.
17. National Council for Air and Stream Improvement, Inc. (NCASI). 2008 and 2014. *Lumber Kiln Emissions Literature and Kiln Emission Factors White Paper; An Update and Addendum To The 2008 Lumber Kiln Emissions White Paper*. Research Triangle Park, N.C.: National Council for Air and Stream Improvement, Inc.
18. \* National Council for Air and Stream Improvement, Inc. (NCASI). 2013. *Air Emissions Database - Wood Products*. <http://www.ncasi.org/Programs/Air-Quality/Resources/Air-Emissions-Database---Wood-Products/Index.aspx>. Research Triangle Park, N.C.: National Council for Air and Stream Improvement, Inc.

19. National Council for Air and Stream Improvement, Inc. (NCASI). 2015. *Air Emissions Databases - Pulp and Paper*. <http://www.ncasi.org/Programs/Air-Quality/Resources/Air-Emissions-Database---Pulp-and-Paper/Index.aspx>. Research Triangle Park, N.C.: National Council for Air and Stream Improvement, Inc.

#### Peer Reviewed Scientific Journal References

20. Dahlen, J., Prewitt, L., Shmulsky, R., and Jones, D. 2011. Hazardous air pollutants and volatile organic compounds emitted during kiln drying of southern pine lumber to interior and export moisture specifications. *Forest Prod. J.* 61(3):229-234.
21. McDonald, A.G., Gifford, J.S., Steward, D., Dare, P.H., Riley, S., and Simpson, I. 2004. Air emissions from timber drying: High temperature drying and re-drying of CCA treated timber. *Holz Roh-Werkst.* 62:291-302.
22. Milota, M., and Mosher, P. 2006. Emissions from western hemlock lumber during drying. *Forest Prod. J.* 56(5):66-70.
23. Milota, M.R. 2003. HAP and VOC emissions from white fir lumber dried at high and conventional temperatures. *Forest Prod. J.* 53(3):60-64
24. Otwell, L.P., Hittmeir, M.E., Hooda, U., Yan, H., Su, W., and Banerjee, S. 2000. *HAPs released from wood drying. Environ. Sci. Technol.* 34: 2280-2283.
25. Su, W., Yan, H., Banerjee, S., Otwell, L.P., and Hittmeier, M. 1999. Field-proven strategies for reducing volatile organic carbons from hardwood drying. *Environ. Sci. Technol.* 33:1056-1059.

### Dioxin/Furan Congeners and Toxic Equivalency Factors

Should emissions of dioxin/furan emissions be reported, they will need to be speciated into individual congeners and converted to 2,3,7,8-TCDD toxic equivalency (TEQ) for the EPA’s risk analyses. The congeners of interest are listed in Table 10-1 below, along with the toxic equivalency factor (TEF) used to express the mass of each congener in terms of its 2,3,7,8-TCDD TEQ. Multiple the emissions of each congener by the TEF to obtain emissions in terms of TEQ.

**Table 10-1. Dioxin/Furan Congeners and Associated Toxic Equivalency Factors**

Pollutant code	Pollutant description	TEF <sup>a</sup>
1746016	2,3,7,8-Tetrachlorobenzo-p-Dioxin	1
40321764	1,2,3,7,8-Pentachlorodibenzo-p-Dioxin	1
39227286	1,2,3,4,7,8-Hexachlorodibenzo-p-Dioxin	0.1
57653857	1,2,3,6,7,8-Hexachlorodibenzo-p-Dioxin	0.1
19408743	1,2,3,7,8,9-Hexachlorodibenzo-p-Dioxin	0.1
35822469	1,2,3,4,6,7,8-Heptachlorodibenzo-p-Dioxin	0.01
3268879	Octachlorodibenzo-p-Dioxin	0.0003
51207319	2,3,7,8-Tetrachlorodibenzofuran	0.1
57117416	1,2,3,7,8-Pentachlorodibenzofuran	0.03
57117314	2,3,4,7,8-Pentachlorodibenzofuran	0.3
70648269	1,2,3,4,7,8-Hexachlorodibenzofuran	0.1
57117449	1,2,3,6,7,8-Hexachlorodibenzofuran	0.1
72918219	1,2,3,7,8,9-Hexachlorodibenzofuran	0.1
60851345	2,3,4,6,7,8-Hexachlorodibenzofuran	0.1
67562394	1,2,3,4,6,7,8-Heptachlorodibenzofuran	0.01
55673897	1,2,3,4,7,8,9-Heptachlorodibenzofuran	0.01
39001020	Octachlorodibenzofuran	0.0003

<sup>a</sup> TEF values for 2,3,7,8-tetrachlorodibenzo-p-dioxin TEQ, published in 2005 by the World Health Organization, and adopted by the EPA in 2008 for risk assessments.<sup>14</sup>

<sup>14</sup> U.S. Environmental Protection Agency. *Recommended Toxicity Equivalence Factors (TEFs) for Human Health Risk Assessments of 2,3,7,8-Tetrachlorodibenzo-p-dioxin and Dioxin-Like Compounds*. Publication No. EPA/100/R-10/005. Available at: <http://www.epa.gov/raf/files/tefs-for-dioxin-epa-00-r-10-005-final.pdf>. December 2010. (EPA 2010)