

UPDATING THE FEDERAL POST CARD APPLICATION (FPCA) AND THE FEDERAL WRITE-IN ABSENTEE BALLOT (FWAB): FINDINGS AND RECOMMENDATIONS FROM STAKEHOLDER RESEARCH AND USABILITY TESTING

Prepared for The Council of State Governments (CSG)

December 2016

Illustration of Changes to the FPCA and FWAB

The goal of this research effort is to ensure that Federal Post Card Application (FPCA) and the Federal Write-In Absentee Ballot (FWAB) are as easy and effective as possible for both voters and election administrators to use. The FPCA allows eligible voters covered under the Uniformed and Overseas Citizens Absentee Voting Act (UOCAVA) to apply to register to vote, to request an absentee ballot and to update their contact information with their local election office, and it is often the primary method of communication between UOCAVA voters and their election officials. The FWAB is a write-in absentee ballot that can be used as a backup by UOCAVA voters who have not received their requested state ballot in time to vote by the election deadline. Both forms are produced as a paper form for distribution, are available online as a PDF and can be completed via an online assistant on the Federal Voting Assistance Program (FVAP) website. FVAP is now conducting a redesign effort in preparation for the 2018 election cycle. The Council of State Governments (CSG) commissioned Fors Marsh Group (FMG) to conduct a multistage usability effort to inform this redesign.

The FMG Team gathered background information about the existing forms, created several rounds of prototype forms and conducted usability testing to make recommendations and iterative improvements on the design of the forms. This work was done in close collaboration with personnel from CSG and FVAP, and the final prototype forms incorporated contributions from many policymakers, stakeholders and research participants. A five-step process was used to evaluate the current FPCA and FWAB forms, to create new prototypes and to continue soliciting feedback from FVAP and CSG personnel, state and local election officials, military voting officers and current or potential UOCAVA voters. These steps were (1) to gather information from stakeholders; (2) to create and test prototype forms; (3) to gather feedback from FVAP and stakeholders; (4) to revise and test prototype forms; and (5) to conduct final testing and editing.

This research effort resulted in final prototype versions of the FPCA and FWAB forms. Prototype forms were created with the goals of (1) addressing existing issues; (2) improving the overall usability of the forms; and (3) avoiding the introduction of new sources of error or confusion. Initial stakeholder interviews found that there were several common issues with the current versions of

the FPCA and FWAB forms. These issues prevented voters from successfully using the forms to register to vote, to request an absentee ballot and to submit a backup ballot if they did not receive their absentee ballot in time. The first versions of prototypes for the FPCA and FWAB forms improved upon these issues, and later versions of the prototypes addressed FVAP's concerns and usability issues that were uncovered during the three rounds of usability testing. This document gives a visual summary of changes that were made during each stage of the research process.

After completion of the usability testing process, FVAP personnel reworked the FPCA and FWAB forms to submit them for public comment and then to the Office of Management and Budget (OMB) for approval. The FVAP versions are included in this document. They are largely consistent with the prototype versions developed under this research effort, although minor changes were made. It is expected that further modifications to the forms will occur as they move through the process. The research team recommends that user testing be conducted on any future iterations of the FPCA and FWAB to ensure that any changes that are made are conducive to voters' ability to successfully navigate the voting process.

1. Federal Post Card Application

Original FPCA

**Voter Registration and Absentee Ballot Request
Federal Post Card Application (FPCA)**

For any questions about this form, consult the Voting Assistance Guide available in hard copy or on FVAP.gov or your Voting Assistance Officer.

For absent Uniformed Service members, their families, and citizens residing outside the U.S. Please print in black ink.

Classification
Make only 1 selection.
(In most States, you must be absent from your voting district to use this form.)

1 I request an absentee ballot for all elections in which I am eligible to vote AND:
 I am a member of the Uniformed Services or Merchant Marine on active duty OR I am an eligible spouse or dependent.
 I am an activated National Guard member on State orders.
 I am a U.S. citizen residing outside the United States, and I intend to return.
 I am a U.S. citizen residing outside the United States, and my return is not certain.
 I am a U.S. citizen and have never resided in the United States.

Political party
2 Your State may require you to specify a political party to vote in primary elections: _____

Legal name
3 Last name _____ Suffix _____
 First name _____ Middle name _____
 Previous name (if applicable) _____

Identification
Some States require your full SSN. Check your State's pages in the Voting Assistance Guide on FVAP.gov.

4 State Driver's License or ID _____
 OR Social Security Number _____
 Birth date _____ Sex: M F Race _____
 Telephone _____
 Fax _____
 Email _____

Contact Information
Include International prefixes. No SSN numbers.

Ballot receipt
5 Rank from 1-3 in order of preference, be sure appropriate contact information is provided above.
 I prefer to receive my ballot as permitted by my State by _____
 Email/Online _____
 Mail _____
 Fax _____

Voting residence address
Usually your last U.S. residence or your legal U.S. residence. See instructions.

7 Street Address (not P.O. Box) _____ Apt. # _____
 City/Town/Village _____
 County _____ State _____ Zip Code _____

Where to send my ballot
8 This is your current mailing address and should be different from above. If required, place a forwarding address in Box 9.

Additional requirements for your State
9 Such as: mail forwarding address, additional email address/phone number, or other State required information. See Voting Assistance Guide.

Affirmation (REQUIRED): I swear or affirm, under penalty of perjury, that:
 • The information on this form is true, accurate, and complete to the best of my knowledge. I understand that a material misstatement of fact in completion of this document may constitute grounds for conviction of perjury.
 • I am a U.S. citizen, at least 18 years of age (or will be by the day of the election), eligible to vote in the requested jurisdiction, and
 • I am not disqualified to vote due to having been convicted of a felony or other disqualifying offense, nor have I been adjudicated mentally incompetent, or if so, my voting rights have been reinstated; and
 • I am not registering, requesting a ballot, or voting in any other jurisdiction in the United States, except the jurisdiction cited in this voting form.

Signature **X** _____
 Today's date _____
 Witness signature/ date if required by your State: _____
 Signature _____
 Date _____

This information is for official use only. Any unauthorized release may be punishable by law. PREVIOUS EDITIONS ARE OBSOLETE. Standard Form 76 (Rev. 08-2013), OMA No. 0704-0802

<

Contact information

Contact information was the most important part of the form for election

<

Address

Voters often failed to put the correct registration address or fill in their full current address.

**Instructions for Federal Post Card Application
Voter Registration and Absentee Ballot Request**

Standard Form 76 (Rev. 08-2013)

For any questions about this form, consult the Voting Assistance Guide available in hard copy or on FVAP.gov or your Voting Assistance Officer.

The (gray) numbers and instructions below correspond to the (gray) numbered boxes on the face of the form.

- The classification you choose may determine in which election(s) you will be allowed to vote. Choose the one that best represents your current situation.
- If you want to vote in primary elections, most States require you to specify a political party. Check your State's pages in the Voting Assistance Guide on FVAP.gov to see if your State requires you to specify a political party.
- The information you enter for your name should match the information you normally put on legal or official forms. For example, it should be the same name that appears on your Driver's License or other government-issued ID.
- While most States allow you to enter either your Driver's License number or the last 4 digits of your Social Security Number, some will invalidate this form without your full SSN. Check your State's pages in the Voting Assistance Guide on FVAP.gov to see if your State requires the full SSN. Also, many States ask that you provide your race or ethnic group in order to demonstrate that they are complying with the Voting Rights Act and the National Voter Registration Act.
- Where are questions or problems with your form, local election officials will use this information to contact you. An email address is the simplest and fastest way for them to do so. Your voting materials will be sent to the email address that you provide here if you request it and your State allows it. Include an alternate email or phone number in Box 9 if necessary.
- Indicate your preferred method for receiving your ballot by ranking each box 1, 2, or 3. All States and jurisdictions that send absentee ballots to military and overseas voters by at least one of the following: email, online download, or fax if requested. Check your State's pages in the Voting Assistance Guide on FVAP.gov to learn what your State allows. You can always get your absentee ballot by mail.
- This determines the jurisdiction where you vote. For military voters the voting address is your legal U.S. residence. For overseas citizens this is usually the U.S. address where you last lived. You do not need to have any current physical ties to this address. Do not use a post office box number. If the area has no street names, enter the route number and box number.
- Enter the address where you want voting materials to be sent. Voting materials will be sent to this address unless you enter a forwarding address in Box 9.
- Enter anything here that would help ensure that your ballot is accepted. Check your State's pages in the Voting Assistance Guide on FVAP.gov for anything your State may specifically require here. For example, some States require last date of residency in the U.S., previous location of registration, overseas employer, or witness address. If you want your voting materials to be sent somewhere other than where you live now, enter that alternate (forwarding) address here. Provide an alternate email address and phone number here.

Affirmation Read this carefully. It is what you are agreeing to under oath and penalty of perjury by filling out and sending in this form. Some States require that your form be witnessed. Check the Voting Assistance Guide on FVAP.gov for your State's requirements.

Agency Disclosure Statement
The public reporting burden for this collection of information is estimated to average 15 minutes per response, including the time for reviewing instructions, gathering and maintaining the data needed, and completing and reviewing the collection of information. Send comments regarding this burden estimate or any other aspect of the collection of information, including suggestions for reducing the burden, to the Department of Defense, Washington Headquarters Services, Executive Service Directorate, Information Management Division, 4800 Mark Center Drive, Suit Tower, Suite 0205A, Alexandria, VA 22304-3100. (OMB Control No. 0704-0802) Respondents should be aware that notwithstanding any other provision of law, no person shall be subject to any penalty for failing to comply with a collection of information if it does not display a currently valid OMB control number. PLEASE DO NOT RETURN YOUR FORMS TO THIS ADDRESS ABOVE.

Privacy Act Statement
Authority: The authority to collect your personal information on this form comes from 45 USC 56201, "Uniformed and Overseas Citizens Absentee Voting Act (UCOVA)."
 Principal Purpose: This form serves as an application for registration and/or request for absentee ballot for all persons covered by UOCAVA.
 Routine Use(s): There is no retention of this information by the Federal government. Completed forms are sent by you to an appropriate State election official.
 Disclosure: Your disclosure of personal information is voluntary. However, failure to provide the requested personal information may keep the pertinent jurisdiction from processing this request and may prevent you from voting absentee.

From: (Your name and current complete military or overseas mailing address)

U.S. Postage Paid
36 USC 3408
PAR AVION

OFFICIAL ELECTION MAIL

International airmail postage is required if not mailed in the U.S. Postal Service, APO/FPO system, or diplomatic pouch.

OFFICIAL ABSENTEE BALLOTING MATERIAL - FIRST CLASS MAIL
NO POSTAGE NECESSARY IN THE U.S. MAIL - DIMM 703.8.0

To: (Your local election office in the United States. Check your State's pages in the Voting Assistance Guide on FVAP.gov for contact information.)

<

Directions

Instructions were dense and confusing.

1. Federal Post Card Application

Prototype FPCA Version 1, Based on Stakeholder Feedback

Register to Vote Absentee Wherever You Are

This form is for you if you are:

- On active duty with the Uniformed Services or Merchant Marine or an eligible spouse or dependent
- On active duty with the National Guard under State order
- A U.S. citizen living outside the U.S.

Why are you eligible to use this form?

Who are you?

Where are you now? You MUST give us your current address

Your contact information

In which State or territory are you registering to vote?

You MUST read this statement and sign under penalty of perjury:

Sign here: Today's date: MM/DD/YYYY

<

White Space

Color, a more descriptive title and more white space were added throughout the form.

<

Reformatting

The address and contact information sections were reformatted and reworded.

It's easy to vote while you're outside of the U.S.

You may use this form to register to vote, request an absentee ballot, or update your contact information for your local election officials.

- Follow your State's instructions for voting.**
State laws vary about whether they accept voting forms online or by mail. To learn about your State's rules, see the Voting Assistance Guide. It has everything you need to know about absentee voting in all 55 States, territories, and the District of Columbia. Either go to FVAF.gov or ask your Voting Assistance Officer for a copy. If you fill out the form at FVAF.gov, the online assistant automatically filters your State's requirements.
- Fill out your form carefully.**
Either fill it out online or print clearly in black ink.
- Be sure to sign it!**
- Send your form to your local election office.**
The Voting Assistance Guide at <https://www.fvap.gov/learn/faq> will give you the proper address.

Agency Disclosure Statement

The public reporting burden for this collection of information is estimated to average 15 minutes per response, including time to review instructions, gather and maintain the data needed, and complete and review the collection of information. To be valid, this document must display a current OMB control number. (OMB Control # 0704-0002). If it does not, you will not be subject to any penalty if you do not comply with its collection of information. Send any comments about the estimate, any aspect of collecting this information, or ways to reduce burden to: Department of Defense, Washington Headquarters Services, Executive Service Directorate Information Management Division 4800 Mark Center Dr., East Tower, Suite 02609 Alexandria, VA 22350-3100. To find out where to send this form, go to FVAF.gov. Do not send it to the address above.

Privacy Act Statement

Authority: 42 USC 1973F, Uniformed and Overseas Citizens Absentee Voting Act (UCAVA).

Principal purpose: As an application to register to vote or to request an absentee ballot for anyone covered by the Uniformed and Overseas Citizens Absentee Voting Act.

Routine uses: The Federal government does not keep this information. You send your completed forms to an appropriate State election official.

Disclosure: You voluntarily disclose personal information. But if you do not provide the requested personal information, the pertinent jurisdiction may not be able to process this request and you may not be able to vote absentee.

From: Fill in your name and full current mailing address:

U.S. Postage Paid 39 USC 3406 PARAVION

OFFICIAL ELECTION MAIL

INTERNATIONAL AIRMAIL POSTAGE IS REQUIRED IF NOT MAILED IN THE U.S. POSTAL SERVICE, APO/FPO SYSTEM, OR DIPLOMATIC pouch.

OFFICIAL ABSENTEE BALLOTING MATERIAL - FIRST CLASS MAIL

NO POSTAGE NECESSARY IN THE U.S. MAIL - DMV 703.8.0

To: Fill in the address of your local election office in the U.S. To find it, go to your State's pages in the Voting Assistance Guide or FVAF.gov.

<

Simplified Instructions

The instructions were simplified and visual cues were added.

1. Federal Post Card Application

Prototype FPCA Version 2, Based on Round 1 Testing

Register to Vote Absentee
Wherever You Are

This form is for you if you are:

- On active duty with the Uniformed Services or Merchant Marine or an eligible spouse or dependent
- On active duty with the National Guard under State order
- A U.S. citizen living outside the U.S.

Why are you eligible to use this form?

Pick 1:

- I am on active duty with the Uniformed Services or Merchant Marine or I am an eligible spouse or dependent
- The State has ordered me to be on active duty with the National Guard
- I am a U.S. citizen living outside the U.S. and.....
 - I intend to return to live in the U.S.
 - My return is uncertain
 - I have never lived in the U.S.

Who are you?

Your full legal name as it appears on your government-issued ID: _____ Other names you have used on ID such as a maiden name: _____

First name: _____ Middle name: _____ Last name: _____

Suffix (Sr., Jr., III): _____ Your birth date: MM/DD/YYYY

In which State or territory are you registering to vote?

This place may be the U.S. State or territory where you last lived before you entered military service or left the U.S. or the place you have since claimed as your legal residence. This address tells election officials where you are registered to vote and it determines where you are allowed to vote in an election.

Street (No P.O. box): _____ Apt. # _____ County: _____ City, Town, Village: _____ ZIP: _____ State: _____

State rules apply to the information you should give here:

State rules vary. See the Voting Assistance Guide before filling these out:

State driver's license or ID _____ OR Social Security No. _____

Your race (not required): _____ Some States need a full SSN; others only need the last 4 digits.

The best way for you to receive your ballot from election officials (if your State allows):

- Email or online
- Mail
- Fax

Your political party for primary elections: _____

Where are you now? You MUST give us your current address

Your current address: _____ Your preferred mailing address: _____

Your contact information

If election officials need to contact you, they will do so in this way:

Email — This is usually the easiest, fastest way for someone to contact you. _____

Alternate email — Give us an email that is not military or business. _____

Phone — Give the full number, including country and city codes, but no DSN. _____

Fax — Give the full number, including country and city codes, but no DSN. _____

Does your State ask for any other information?

Some States or territories need more information, especially Alaska, Arizona, Puerto Rico, South Dakota, Vermont, and Virginia. For example, Virginia asks for the name of your current employer. See the Voting Assistance Guide at <https://www.fvap.gov/vao/vag>.

You MUST read this statement and sign under penalty of perjury.

I swear to the best of my knowledge that the information I gave on this form is true, correct, and complete. If I materially misstate facts, I understand that I may be convicted of perjury.

- I am a U.S. citizen, am at least 18 years old (or will be by election day), and am eligible to vote in the requested jurisdiction.
- I am not disqualified from voting because I have not been convicted of a felony or other disqualifying offense, and I have not been judged to be mentally incompetent, or if either of those is true, my voting rights have been reinstated.
- I am requesting a ballot or registering or voting only in the U.S. jurisdiction I cite on this form.

Sign here: _____ Today's date: MM/DD/YYYY

This information is for official use only. Any unauthorized release may be punishable by law. Previous editions of this form are not valid. Standard Form 76 (Rev. 09-2016), OMB No. 0704-0000

<

Data Elements

Data elements were reordered to allow voters to better distinguish between registration address and current residence.

<

State-specific Information

State-specific information and a link to the Voting Assistance Guide were added.

You can vote wherever you are

You may use this form to register to vote, request an absentee ballot, and update your contact information for your local election officials.

1. Follow your State's instructions for voting.

All States will accept voting forms by mail, but State laws vary about whether they accept them by email or fax. To learn about your State's rules, see the Voting Assistance Guide. It has everything you need to know about absentee voting in all States, territories, and the District of Columbia. Either go to [FVAP.gov](https://www.fvap.gov) or ask your Voting Assistance Officer for a copy.

If you fill out the form at [FVAP.gov](https://www.fvap.gov), the online assistant automatically filters your State's requirements.

2. Fill out your form carefully.

Either fill it out online or print clearly in black ink.

3. Be sure to sign it!

4. Fold your form and put it in the envelope.

Write your name and mailing address on the envelope and fill in the address of your local election office. The Voting Assistance Guide at <https://www.fvap.gov/vao/vag> will give you the proper address.

Questions? Write to vote@fvap.gov

Agency Disclosure Statement

The public reporting burden for this collection of information is estimated to average 15 minutes per response, including time to review instructions, gather and maintain the data needed, and complete and review the collection of information. To be valid, this document must display a current OMB control number. [OMB Control #0704-0000]. If it does not, you will not be subject to any penalty if you do not comply with its collection of information. Send any comments about the estimate, any aspect of collecting this information, or ways to reduce burden to:

Department of Defense, Washington Headquarters Services, Executive Services Directorate, Information Management Division, 4800 Mark Center Dr., East Tower, Suite 02G09, Alexandria, VA 22350-3100.

To find out where to send this form, go to [FVAP.gov](https://www.fvap.gov). Do not send it to the address above.

Privacy Act Statement

Authority: 42 USC 1973ff, Uniformed and Overseas Citizens Absentee Voting Act (UOCAVA).

Principal purpose: As an application to register to vote or to request an absentee ballot for anyone covered by the Uniformed and Overseas Citizens Absentee Voting Act.

Routine uses: The Federal government does not keep this information. You send your completed forms to an appropriate State election official.

Disclosure: You voluntarily disclose personal information. But if you do not provide the requested personal information, the government jurisdiction may not be able to process this request and you may not be able to vote absentee.

From: _____
Fill in your name and full current mailing address: _____

U.S. Postage Paid
39 USC 3406
PAR AVION

OFFICIAL ELECTION MAIL

International airmail postage is required if not mailed in the U.S. Postal Service, APO/FPO system, or diplomatic pouch.

OFFICIAL ABSENTEE BALLOTING MATERIAL – FIRST CLASS MAIL

NO POSTAGE NECESSARY IN THE U.S. MAIL – DMM 703.8.0

To: _____
Fill in the address of your local election office in the U.S. To find it, go to your State's pages in the Voting Assistance Guide on [FVAP.gov](https://www.fvap.gov).

<

Signature

The "signature" icon was changed to a black pen to be consistent with the written instructions.

<

Customized Instructions

Customized instructions for the pre-printed paper format were added. Other formats will require slight modifications to the instructions.

1. Federal Post Card Application

Prototype FPCA Version 3, Based on FVAP Feedback After Round 1 Testing

Wording Change

Extraneous instructions were removed from the top section.

Voter Registration and Absentee Ballot Request
Federal Post Card Application (FPCA)

1. Why are you eligible to use this form?

I am on active duty with the Uniformed Services or Merchant Marine or I am an eligible spouse or dependent
 I am an activated National Guard member on State orders.
 I am a U.S. citizen living outside the country, and I intend to return.
 I am a U.S. citizen living outside the country, and my return is uncertain.
 I am a U.S. citizen living outside the country, and I have never lived in the U.S.

2. Who are you?

First name _____ Previous names (if applicable) _____
 Middle name _____
 Last name _____
 Suffix (Sr., Jr., II) _____ Your birth date MM/DD/YYYY _____ Race (optional) _____

3. What is your address in the State or territory where you are registering to vote or requesting a ballot?

Your ballot will not be sent to this address.

Street (No P.O. box) _____ Apt. # _____
 City, Town, Village _____ County _____
 State _____ ZIP _____
 State driver's license or ID# _____ OR Social Security No. _____
Hawaii, New Mexico, South Carolina, Tennessee, and Virginia need a full SSN; all other States and territories need only the last 4 digits.

Your political party for primary elections _____

4. Where are you now? You MUST give us your contact information

Your current address _____ Your mailing address (if different) _____

The best way for you to receive your ballot from election officials Email Alternate email _____
 Phone — Give the full number, including country and city codes, but no DSN _____
 Fax — Give the full number, including country and city codes, but no DSN _____

5. What other additional information or State requirements must you provide?

Some States and territories need more information (Alaska, Arizona, Puerto Rico, South Dakota, Vermont, and Virginia). See the *Voting Assistance Guide* online at www.fvap.gov/vao/vaq.

6. You MUST read this statement and sign under penalty of perjury:

I swear or affirm, under penalty of perjury, that:

- The information on this form is true, accurate, and complete to the best of my knowledge. I understand that a material misstatement of fact in completion of this document may constitute grounds for conviction of perjury.
- I am a U.S. citizen, am at least 18 years of age (or will be by the day of election), eligible to vote in the requested jurisdiction, and
- I am not disqualified to vote due to having been convicted of a felony or other disqualifying offense, nor have I been adjudicated mentally incompetent; or if so, my voting rights have been reinstated; and
- I am not registering, requesting a ballot, or voting in any other jurisdiction in the United States, except the jurisdiction cited in this voting form.

Sign here: _____ Today's date MM/DD/YYYY _____

This information is for official use only. Any unauthorized release may be punishable by law. Previous editions of this form are obsolete. Standard Form 76 (Rev. 09-2016), OMB No. 0708-0008

Use this form to register to vote, request an absentee ballot, or update your contact information.
Go online at fvap.gov to find instructions for your State.

Color Cues

The use of color was limited to a few red accents, and the light gray color was removed throughout.

Formatting Change

The formatting was changed due to mixed feedback on the overseas citizen category.

Wording Change

Minimal wording changes were made to the instructions.

Official Language

Official language was used for the voter declaration statement.

You can vote wherever you are

You may use this form to register to vote, request an absentee ballot, and update your contact information for your election officials.

1. Follow your State's instructions for voting.
All States will accept voting forms by mail, but State laws vary about whether they accept them by email or fax. To learn about your State's rules, see the *Voting Assistance Guide*. It has everything you need to know about absentee voting in all States, territories, and the District of Columbia. Either go online at fvap.gov or ask your Voting Assistance Officer for a copy.

2. Fill out your form completely and accurately.
Either fill it out online or print clearly.

3. Be sure to sign it!

4. On the top and sides of your form, remove the liner papers that cover the adhesive. Fold the form and seal all of the sides.
Write your name and mailing address on the front and fill in the address of your local election office. The *Voting Assistance Guide* at www.fvap.gov/vao/vaq will give you the proper address.

Agency Disclosure Statement
The public reporting burden for this collection of information is estimated to average 15 minutes per response, including time to review instructions, gathering and maintaining the data needed, and completing and reviewing the collection of information. Send comments regarding this burden estimate or any other aspect of this collection of information, including suggestions for reducing the burden to:
Department of Defense, Washington Headquarters Services, Executive Services Directorate Information Management Division 4800 Mark Center Dr., East Tower, Suite 02G09 Alexandria, VA 22350-3100 [OMB Control #0704-0503].
Respondents should be aware that notwithstanding any other provision of law, no person shall be subject to any penalty for failing to comply with a collection of information if it does not display a currently valid OMB control number.
Please do not return your completed form to the address above.

Privacy Act Statement
Authority: The authority to collect your personal information on this form comes from 42 USC 1973ff, "Uniformed and Overseas Citizens Absentee Voting Act (UOCAVA)."
Principal purpose: This form serves as an application for registration and/or request an absentee ballot for all persons covered by UOCAVA.
Routine use(s): There is no retention of this information by the Federal government. Completed forms are sent by you to an appropriate State election official.
Disclosure: Your disclosure of personal information is voluntary. However, failure to provide the requested personal information may keep the pertinent jurisdiction from processing this request and may prevent you from voting absentee.

Questions? Email vote@fvap.gov

From _____
 Fill in your name and full current mailing address:

U.S. Postage Paid 39 USC 3406
 PAR AVION

OFFICIAL ELECTION MAIL

International airmail postage is required if not mailed in the U.S. Postal Service, APO/FPO system, or diplomatic pouch.

OFFICIAL ABSENTEE BALLOTING MATERIAL – FIRST CLASS MAIL
 NO POSTAGE NECESSARY IN THE U.S. MAIL – DMM 703.8.0

To _____
 Fill in the address of your local election office in the U.S. To find it, go to your State's pages in the *Voting Assistance Guide* on fvap.gov.

Wording Changes

Minimal wording changes were made to the instructions.

1. Federal Post Card Application

Prototype FPCA Version 4, Based on Round 2 Testing

<

Language Updated

The form segments were restructured and the language was modified. The political party field was removed from the section.

<

Reorganization

The ballot delivery field was removed from the section. The contact information was reorganized and the language was modified.

<

Reorganization

Political party and ballot delivery method fields were moved to this new section.

<

Folding Line

The fold line was moved to be precisely in the middle of the page.

1. Federal Post Card Application

Prototype FPCA Version 5, Based on Round 3 Testing

Voter Registration and Absentee Ballot Request

Federal Post Card Application (FPCA)

All States and territories accept this form to register to vote, request an absentee ballot or update contact information. For instructions about your State, go online at FVAP.gov.

1. Why are you eligible to use this form?

I am on active duty with the Uniformed Services or Merchant Marine or I am an eligible spouse or dependent
 I am an activated National Guard member on State orders.
 I am a U.S. citizen living outside the country, and I intend to return.
 I am a U.S. citizen living outside the country, and my return is uncertain.
 I am a U.S. citizen living outside the country, and I have never lived in the U.S.

2. Who are you?

First name _____ Middle name _____ Previous names (if applicable) _____
 Last name _____
 Suffix (Sr., Jr., II) _____ Your birth date MM / DD / YYYY Race (optional) _____

3. What is your address in the State or territory where you are registering to vote or requesting a ballot?

Your voting materials will not be sent to this address.

Street (No P.O. box) _____ Apt. # _____
 City, town, village _____ County _____
 State _____ ZIP _____
 Social Security No. _____ OR State driver's license or ID# _____
Only the last 4 digits are needed, except Hawaii, New Mexico, South Carolina, Tennessee, and Virginia.

4. Where are you now? You MUST give us your contact information

Your current address _____ If your mailing address is different, fill it in here: _____

Contact information: If election officials need to contact you, they will do so in the following ways. Fill in all options:
 Email _____
 Alternate email _____
 Phone — Give full number, including country and city codes, not DSN. _____
 Fax — Give the full number, including country and city codes, not DSN. _____

5. What are your voting preferences?

Your political party _____ Best way for you to get a ballot from election officials if your State allows: Email or online Mail Fax
 For primary elections _____

6. What other additional information or State requirements must you provide?

Some States and territories need more information (Alaska, Arizona, Puerto Rico, South Dakota, Vermont, and Virginia). See the *Voting Assistance Guide* online at www.fvap.gov/vag/vag.

7. You MUST read this statement and sign under penalty of perjury:

I swear or affirm, under penalty of perjury, that:

- The information on this form is true, accurate, and complete to the best of my knowledge. I understand that a material misstatement of fact in completion of this document may constitute grounds for conviction of perjury.
- I am a U.S. citizen, am at least 18 years of age (or will be by the day of election), eligible to vote in the requested jurisdiction, and
- I am not disqualified to vote due to having been convicted of a felony or other disqualifying offense, nor have I been adjudicated mentally incompetent; or if so, my voting rights have been reinstated; and
- I am not registering, requesting a ballot, or voting in any other jurisdiction in the United States, except the jurisdiction cited in this voting form.

Sign here: _____ Today's date MM / DD / YYYY

This information is for official use only. Any unauthorized release may be punishable by law. Previous editions of this form are obsolete. Standard Form 76 (Rev. 09-2016), OMB No. 0704-0001

<

Links

The VAG link was changed.

You can vote wherever you are

You may use this form to register to vote, request an absentee ballot and update your contact information.

1. Follow your State's instructions for voting.
 All States will accept voting forms by mail, but State laws vary about whether they accept them by email or fax. To learn about your State's rules, see the *Voting Assistance Guide*. It has everything you need to know about absentee voting in all States, territories, and the District of Columbia. Either go online at FVAP.gov or ask your Voting Assistance Officer for a copy.

2. Fill out your form completely and accurately.
 Either fill it out online or print clearly.

3. Be sure to sign it!

4. On the top and sides of your form, remove the liner papers that cover the adhesive. Fold the form and seal all of the sides.
 Write your name and mailing address on the front and fill in the address of your local election office. The *Voting Assistance Guide* at www.fvap.gov/vag/vag will give you the proper address.

Questions? Email vote@fvap.gov

Agency Disclosure Statement
 The public reporting burden for this collection of information is estimated to average 15 minutes per response, including time to review instructions, gathering and maintaining the data needed, and completing and reviewing the collection of information. Send comments regarding this burden estimate or any other aspect of this collection of information, including suggestions for reducing the burden to:
 Department of Defense, Washington Headquarters Services, Executive Services Directorate, Information Management Division, 4800 Mark Center Dr., East Tower, Suite 02009, Alexandria, VA 22350-3100 [OMB Control #0104-0503].
 Respondents should be aware that notwithstanding any other provision of law, no person shall be subject to any penalty for failing to comply with a collection of information if it does not display a currently valid OMB control number.
 Please do not return your completed form to the address above.

Privacy Act Statement
 Authority: The authority to collect your personal information on this form comes from 42 USC 1973ff, "Uniformed and Overseas Citizens Absentee Voting Act (UOCAVA)."
 Principal purpose: This form serves as an application for registration and/or request an absentee ballot for all persons covered by UOCAVA.
 Routine use(s): There is no retention of this information by the Federal government. Completed forms are sent by you to an appropriate State election official.
 Disclosure: Your disclosure of personal information is voluntary. However, failure to provide the requested personal information may keep the pertinent jurisdiction from processing this request and may prevent you from voting absentee.

From _____
 Fill in your name and full current mailing address:

U.S. Postage Paid 39 USC 3406
 PAR AVION

OFFICIAL ELECTION MAIL

International airmail postage is required if not mailed in the U.S. Postal Service, APO/FPO system, or diplomatic pouch.

OFFICIAL ABSENTEE BALLOTING MATERIAL — FIRST CLASS MAIL
 NO POSTAGE NECESSARY IN THE U.S. MAIL — DMM 703.8.0

To _____
 Fill in the address of your local election office in the U.S. To find it, go to your State's pages in the *Voting Assistance Guide* on FVAP.gov.

1. Federal Post Card Application

Prototype FPCA Version 6, Based on FVAP Feedback

Voter Registration and Absentee Ballot Request

Federal Post Card Application (FPCA)

States and territories accept this form to register to vote, request an absentee ballot and update contact information. See your State instructions at FVAP.gov.

1. Who are you?

I am on active duty in the Uniformed Services or Merchant Marine or I am an eligible spouse or dependent
 I am an activated National Guard member on State orders.
 I am a U.S. citizen living outside the country, and I intend to return.
 I am a U.S. citizen living outside the country, and my return is uncertain.
 I am a U.S. citizen living outside the country, and I have never lived in the U.S.

First name _____ Previous names (if applicable) _____
 Middle name _____
 Last name _____
 Suffix (Sr., Jr., II) _____ Your birth date MM / DD / YYYY
 Social Security No. _____ OR State driver's license or ID# _____
Only the last 4 digits are needed, except Hawaii, New Mexico, South Carolina, Tennessee, and Virginia.

2. What is your address in the State or territory where you are registering to vote or requesting a ballot?
Your voting materials will not be sent to this address.

Street (No P.O. box) _____ Apt. # _____
 _____ County _____
 City, town, village _____ ZIP _____
 State _____

3. Where are you now? You MUST give us your CURRENT contact information
 Your current address _____ If your mailing address is different, fill it in here: _____

Contact information so election officials can reach you if there is a problem with your request.

Email _____
 Alternate email _____
 Phone: Give full number, including country, city codes, not DSN. _____
 Fax: Give full number, including country, city codes, not DSN. _____

4. What are your voting preferences?

How do you want to receive your ballot from your election office? Email or online Mail Fax

Your political party for primary elections _____

5. What other additional information or State requirements must you provide?
These States and territories need more information (Alaska, Arizona, Puerto Rico, South Dakota, Vermont, and Virginia). See the Voting Assistance Guide online at www.fvap.gov/vao/vag.

6. You MUST read this statement and sign under penalty of perjury:

I swear or affirm, under penalty of perjury, that:

- The information on this form is true, accurate, and complete to the best of my knowledge. I understand that a material misstatement of fact in completion of this document may constitute grounds for conviction of perjury.
- I am a U.S. citizen, am at least 18 years of age (or will be by the day of election), eligible to vote in the requested jurisdiction, and
- I am not disqualified to vote due to having been convicted of a felony or other disqualifying offense, nor have I been adjudicated mentally incompetent; or if so, my voting rights have been reinstated; and
- I am not registering, requesting a ballot, or voting in any other jurisdiction in the United States, except the jurisdiction cited in this voting form.

Sign here: X _____ Today's date MM / DD / YYYY

This information is for official use only. Any unauthorized release may be punishable by law. Previous editions of this form are obsolete. Standard Form 76 (Rev. 09-2016), OMB No. 0704-0000

<

Sections Combined

Sections 1 and 2 were combined into a single introductory section.

You can vote wherever you are

Use this form to register to vote, request an absentee ballot and update your contact information.

1. Fill out your form completely and accurately.
 Print clearly.

2. Be sure to sign it!

3. Remove the adhesive liner from the top and sides of this form. Fold and seal tightly.
 Write your name and mailing address on the front, then fill in the address of your election office. The address can be found online at FVAP.gov. All States accept this form by mail, but vary on email and fax. See your State's rules in the Voting Assistance Guide online at FVAP.gov.
Questions? Email vote@fvap.gov

Agency Disclosure Statement
 The public reporting burden for this collection of information is estimated to average 15 minutes per response, including time to review instructions, gathering and maintaining the data needed, and completing and reviewing the collection of information. Send comments regarding this burden estimate or any other aspect of this collection of information, including suggestions for reducing the burden to: Department of Defense, Washington Headquarters Services, Executive Services Directorate, Information Management Division, 800 Mark Center Dr., East Tower, Suite 02G09, Alexandria, VA 22350-3100.
www.control.gov/004-0000
 Respondents should be aware that notwithstanding any other provision of law, no person shall be subject to any penalty for failing to comply with a collection of information if it does not display a currently valid OMB control number.
Privacy Act Statement
 Authority: The authority to collect your personal information in this form comes from 42 USC 1973ff, "Uniformed and Overseas Citizens Absentee Voting Act (UOCAVA)." Principal purpose: This form serves as an application for registration and/or request an absentee ballot for all persons covered by UOCAVA.
 Routine use(s): There is no retention of this information by the Federal government. Completed forms are sent by you to an appropriate State election official.
 Disclosure: Your disclosure of personal information is voluntary. However, failure to provide the requested personal information may keep the pertinent jurisdiction from processing this request and may prevent you from voting absentee.

From _____
 Fill in your name and full current mailing address: _____

U.S. Postage Paid
 39 USC 3405
 PAR AVION

OFFICIAL ELECTION MAIL
Authorized by U.S. Postal Service

International airmail postage is required if not mailed in the U.S. Postal Service, APO/FPO/DPO system, or diplomatic pouch.

OFFICIAL ABSENTEE BALLOTING MATERIAL - FIRST CLASS MAIL
 NO POSTAGE NECESSARY IN THE U.S. MAIL - DMM 702.6.0

To _____
 Fill in the address of your election office. The address can be found online at FVAP.gov.

<

Wording Changes

Wording and ordering changes were made to the instructions.

1. Federal Post Card Application

Prototype FPCA Created by FVAP and Submitted for Public Comment

Voter Registration and Absentee Ballot Request

Federal Post Card Application (FPCA)

States and territories accept this form to register to vote, request an absentee ballot, and update contact information. See your State Instructions at FVAP.gov.

1. Who are you?

I am on active duty in the Uniformed Services or Merchant Marine - OR - I am an eligible spouse or dependent.
 I am an activated National Guard member on State orders.
 I am a U.S. citizen living outside the country, and I intend to return.
 I am a U.S. citizen living outside the country, and my return is uncertain.
 I am a U.S. citizen living outside the country, and I have never lived in the U.S.

First name	Suffix (Sr., Jr., II)
Middle name	Previous names (if needed)
Last name	Birth date (MM/DD/YYYY) / /
Social Security Number	- OR - Driver's license or State ID

Only the last 4 digits are needed, except for Hawaii, New Mexico, South Carolina, Tennessee, and Virginia.

2. What is your address in the State or territory where you are registering to vote or requesting a ballot?

Your voting materials will not be sent to this address.

Street (Not P.O. box)	Apt. Number
City	County
State	ZIP

3. Where are you now? You must give your CURRENT contact information to receive your voting materials.

Your current address. If your mailing address is different, fill it in here.

Contact information:	Email	*
So election officials can reach you if there is a problem with your request.	Alternate email	*
	Phone: Include country and area codes. Not DSN.	*
	Fax: Include country and area codes. Not DSN.	*

4. What is your voting preference?

How do you want to receive your ballot from your election office?

Email or online
 Mail
 Fax

Your political party for primary elections.

5. What additional information or State requirements must you provide?

These following need more information: Alaska, Arizona, Puerto Rico, South Dakota, Vermont, and Virginia. See the *Voting Assistance Guide* online at www.fvap.gov/vao/vag.

6. You must read and agree to the following statements:

I swear or affirm, under penalty of perjury, that:

- The information on this form is true, accurate, and complete to the best of my knowledge. I understand that a material misstatement of fact in completion of this document may constitute grounds for conviction of perjury.
- I am a U.S. citizen, am at least 18 years of age (or will be by the day of election), eligible to vote in the requested jurisdiction, and
- I am not disqualified to vote due to having been convicted of a felony or other disqualifying offense, nor have I been adjudicated mentally incompetent; or if so, my voting rights have been reinstated; and
- I am not registering, requesting a ballot, or voting in any other jurisdiction in the United States, except the jurisdiction cited in this voting form.

Sign here X
Today's date / /

This information is for official use only. Any unauthorized release may be punishable by law. Previous editions are obsolete. Standard Form 76 (Rev. 09-2016), OMB No. 0704-0503

<

Font Size

FVAP increased the font size throughout the form to make it more legible.

<

Form Layout

Adjusted layout to ensure consistency of formatting for lines, text boxes, and spacing.

You can vote wherever you are.

Use this form to register to vote, request an absentee ballot, and update your contact information.

1. Fill out your form completely and accurately.

Print clearly in black ink.

Agency Disclosure Statement

The public reporting burden for this collection of information is estimated to average 15 minutes per response, including time to review instructions, gathering and maintaining the data needed, and completing and reviewing the collection of information. Send comments regarding this burden estimate or any other aspect of this collection of information, including suggestions for reducing the burden to: Department of Defense, Washington Headquarters Services, Executive Services Directorate, Information Management Division, 4800 Mark Center Dr., East Tower, Suite 02G09, Alexandria, VA 22350-3100, [OMB Control #0704-0503]. Respondents should be aware that notwithstanding any other provision of law, no person shall be subject to any penalty for failing to comply with a collection of information if it does not display a currently valid OMB control number. DO NOT RETURN YOUR FORM TO THE ADDRESS ABOVE.

Privacy Act Statement

Authority: The authority to collect your personal information on this form comes from 52 U.S.C. § 20301, "Uniformed and Overseas Citizens Absentee Voting Act (UOCAVA)."

Principal purpose: This form serves as an application for registration and/or request an absentee ballot for all persons covered by UOCAVA.

Routine use(s): There is no retention of this information by the Federal government. Completed forms are sent by you to an appropriate State election official.

Disclosure: Your disclosure of personal information is voluntary. However, failure to provide the requested personal information may keep the pertinent jurisdiction from processing this request and may prevent you from voting absentee.

2. Be sure to sign it!

3. Remove the adhesive liner from the top and sides of this form. Fold and seal tightly.

Write your name and mailing address on the front, then fill in the address of your election office. The address can be found online at FVAP.gov. All States accept this form by mail, but vary on email and fax. See your State's rules in the *Voting Assistance Guide* online at FVAP.gov.

Questions? Email vote@fvap.gov

From

(Your name and current complete military or overseas mailing address)

International airmail postage is required if not mailed in the U.S. Postal Service, APO/FPO/DPD system or diplomatic pouch.

U.S. Postage Paid
39 USC 3406

PAR AVION

OFFICIAL VOTING INFORMATION MATERIAL - FIRST CLASS MAIL
 No postage necessary in the U.S. Mail - DMM 703.8.0

To

(Fill in the address of your election office. The address can be found online at FVAP.gov.)

2. Federal Write-In Absentee Ballot

Original FWAB

Federal Write-in Absentee Ballot (FWAB)
For absent Uniformed Service members, their families, and citizens residing outside the U.S.

Instructions for Voters' Declaration/Affirmation

The **gray** numbers and instructions below correspond to the **gray** numbered boxes on the face of the form.

- In most States, you must have registered and requested an absentee ballot from your voting jurisdiction to use this form. If you have not done this, you cannot use this form unless your State allows voter registration via the FWAB. If your State does not allow you to register to vote using this form and you have not already submitted a Federal Post Card Application or registered/requested an absentee ballot by other means, your FWAB will not be counted.
- The classification you choose may determine in which election(s) you will be allowed to vote. Choose the one that best represents your current situation.
- The information you enter for your name should match the information you used to register to vote. The local election official who receives this form will match this to your voter registration information.
- While most States allow you to enter either your Driver's License number or the last 4 digits of your Social Security Number, some will invalidate this form without your full SSN. Check your State's pages in the Voting Assistance Guide on FVAP.gov to see if your State requires the full SSN. Also, many States ask that you provide your race or ethnic group in order to demonstrate that they are complying with the Voting Rights Act and the National Voter Registration Act.
- If there are questions about your form, local election officials will use this information to contact you. An email address is the simplest and fastest way for them to do so. Your voting materials will be sent to the email address(es) that you provide here if you request it and your State allows it. Include an alternate phone number in Box 9 if necessary.
- If you want to vote in primary elections, most States require you to specify a political party.
- This determines the jurisdiction where you vote. For military voters the voting address is your legal U.S. residence. For overseas citizens this is usually the U.S. address where you last lived. You do not need to have any current physical ties to this address. Do not use a post office box number. If the area has no street names, enter the route number and box number. The address you enter here must match the address you used when you requested an absentee ballot.
- Enter the address where you want voting materials to be sent. Voting materials will be sent to this address unless you enter a forwarding address in Box 9.
- Enter anything here that would help ensure your ballot is accepted. Indicate your preferred method for receiving future ballots: email, online download, or fax if requested. You can always get your absentee ballot by mail. Check your State's pages in the Voting Assistance Guide on FVAP.gov for anything your State may specifically require here.

Affirmation Read this carefully. It is what you are agreeing to under oath and penalty of perjury by filling out and sending in this form. Some States require that your form be witnessed. Check your State's pages in the Voting Assistance Guide for your State's requirements.

Instructions for Official Federal Write-In Absentee Ballot

To vote, write in either a candidate's name or a political party for each office. Your State may allow you to vote in State and local elections in the Addendum section of this ballot. If you submit the FWAB and later receive your State ballot you should make every reasonable effort to inform your local election office and return your State ballot.

Some States allow you to send your Federal Write-In Absentee Ballot electronically after printing, signing and scanning.

To return by mail, fold the ballot. Put it in a blank envelope, seal the envelope, and mark it "Security Envelope." This security envelope keeps your vote private.

Put the security envelope and the Declaration/Affirmation form into a larger envelope together. Seal the larger envelope.

To send your ballot:

- For non-U.S. mailing, put the correct amount of local postage in the top right corner on the front of the large envelope.
- In the upper left corner, enter your current complete military or overseas mailing address and the election date.
- Under "To," enter the name and mailing address of the local election official to whom you are sending the packet. It must be the same local election office where you sent your request for an absentee ballot.

Agency Disclosure Statement
The public reporting burden for this collection of information is estimated to average 15 minutes per response, including the time for reviewing instructions, gathering and maintaining the data needed, and completing and reviewing the collection of information. Send comments regarding this burden estimate or any other aspect of this collection of information, including suggestions for reducing the burden, to the Department of Defense, Washington Headquarters Services, Executive Services Directorate, Information Management Division, 4800 Mark Center Drive, East Tower, Suite 0200, Alexandria, VA 22304-3100. [OMB CONTROL #0704-0502]. Respondents should be aware that notwithstanding any other provision of law, no person shall be subject to any penalty for failing to comply with a collection of information if it does not display a currently valid OMB control number. PLEASE DO NOT RETURN YOUR COMPLETED FORM TO THE ADDRESS ABOVE.

Privacy Act Statement
Authority: The authority to collect your personal information on this form comes from 42 USC 1973ff, "Uniformed and Overseas Citizens Absentee Voting Act (UOCAVA)."
Principal Purpose: This form serves as a write-in absentee ballot for elections for Federal office or other elections provided by State law or special provisions for all persons covered by UOCAVA.
Routine Use(s): There is no retention of this information by the Federal government. Completed forms are sent by you to an appropriate State election official.
Disclosure: Your disclosure of personal information is voluntary. However, failure to provide the requested information may result in the Federal Write-In Absentee Ballot not being recognized and therefore not counted.

<

Eligibility

Voters were often unsure about the purpose of the FWAB and whether they were eligible to use it.

Voter's Declaration/Affirmation
Federal Write-in Absentee Ballot (FWAB)

For any questions about this form, consult the Voting Assistance Guide available in hard copy or on FVAP.gov or your Voting Assistance Officer.

Qualification & Voter Registration
Many States require that you be registered and request an absentee ballot before using this form.

- Have you already registered and requested an absentee ballot? Yes No
If you answer No, you can do this via the Federal Post Card Application, or in a few States, by marking the box below. Check your State's pages in the Voting Assistance Guide on FVAP.gov to see if your State allows registration via this form.
 I also want to register to vote and/or request an absentee ballot for all elections in which I am eligible to vote.
- Classification (Make only 1 selection.)
 I am a member of the Uniformed Services or Merchant Marine on active duty OR I am an eligible spouse or dependent.
 I am an activated National Guard member on State orders.
 I am a U.S. citizen residing outside the United States, and I intend to return.
 I am a U.S. citizen residing outside the United States, and my return is not certain.
 I am a U.S. citizen and have never resided in the United States.

Legal name

- Last name Suffix
First name Middle name
Previous name (if applicable)

Identification
Some States require your full SSN. Check your State's pages in the Voting Assistance Guide on FVAP.gov.

- State Driver's License or I.D.
OR Social Security Number
Birth date Sex M F Race

Contact Information
Include international prefixes. No DSN numbers.

- Telephone
Fax
Email
Alternate Email

Political party

- Your State may require you to specify a political party to vote in primary elections:

Voting residence address
Usually your last U.S. residence or your legal U.S. residence. See instructions.

- Street Address (not P.O. box) Apt. #
City/Town/Village
County State Zip Code

Where to send my voting materials
This is your current mailing address and should be different from above. If required, place a forwarding address in Box 9.

-

Additional requirements for your State
Such as: future ballot receipt preference, mail forwarding address, additional phone, or other State required information. See your State's pages in the Voting Assistance Guide on FVAP.gov.

-

Affirmation (REQUIRED): I swear or affirm, under penalty of perjury, that:

- The information on this form is true, accurate, and complete to the best of my knowledge. I understand that a material misstatement of fact in completion of this document may constitute grounds for conviction of perjury.
- I am a U.S. citizen, at least 18 years of age (or will be by the day of the election), eligible to vote in the requested jurisdiction, and
- I am not disqualified to vote due to having been convicted of a felony or other disqualifying offense, nor have I been adjudicated mentally incompetent, or if so, my voting rights have been reinstated; and
- I am not registering, requesting a ballot, or voting in any other jurisdiction in the United States, except the jurisdiction cited in this voting form.

In voting, I have marked and sealed this ballot in private and have not allowed any person to observe the marking of this ballot, except those authorized to assist voters under State and Federal law.

Signature You must sign and send in.
Today's date M M D D Y Y Y Y
Witness signature/ date if required by your State.
Signature
Date

This information is for official use only. Any unauthorized release may be punishable by law. PREVIOUS EDITIONS ARE OBSOLETE. Standard Form 100 (Rev. 08-2015), OMB No. 0704-0502

<

Eligibility and Registration

Election officials indicated that they were unsure whether their voters understood this section.

<

Contact Information

Having each voter's up-to-date contact information is crucial.

2. Federal Write-In Absentee Ballot

Prototype FWAB Version 1, Based on Stakeholder Feedback

It's easy to vote while you're outside of the U.S.

If you do not receive your absentee ballot from your State 30 days before the election, use this ballot as a backup. If you send this ballot in and then later receive your State's ballot, you should try to inform your local election office and return your State ballot.

People from all States and territories can use this ballot to vote for Federal offices (for instance, President or U.S. Senate), but State laws vary about using it for other elections. To learn about your State's rules, see the *Voting Assistance Guide*. It has everything you need to know about absentee voting in all 55 States, territories and the District of Columbia. To read the guide, either go to www.fvap.gov or contact your Voting Assistance Office for more information.

- Follow your State's instructions for voting.**
State laws vary about whether they accept voting forms online or by mail. To learn about your State's rules, see the *Voting Assistance Guide*. Either go to fvap.gov or ask your Voting Assistance Officer for a copy.
If you fill out the form at fvap.gov, the online assistant automatically filters your State's requirements.
- Fill out your form and ballot carefully.**
Either fill them out online or print clearly in black ink.
- Be sure to sign the form!**
- Get 2 envelopes. Put your ballot in the first envelope.**
To keep your ballot private, fold it and put it in an envelope. Seal it.
- Then assemble your package.**
Put the envelope with your ballot and your form into another envelope.
Write your return address and the mailing address for your local election office on the face of that envelope.
See the *Voting Assistance Guide* at <http://www.fvap.gov/vao/vag> for the proper mailing address.

Agency Disclosure Statement
The public reporting burden for this collection of information is estimated to average 15 minutes per response, including time to review instructions, gather and maintain the data needed, and complete and review the collection of information.
To be valid, this document must display a current OMB control number. [OMB Control #0704-9000]. If it does not, you will not be subject to any penalty if you do not comply with its collection of information.
Send any comments about the estimate, any aspect of collecting this information, or ways to reduce burden to:
Department of Defense
Washington Headquarters Services
Executive Services Directorate
Information Management Division
4800 Mark Center Dr., East Tower
Suite 02G09
Alexandria, VA 22350-3100

To find out where to send this form, go to fvap.gov. Do not it to the address above.

Privacy Act Statement
Authority: 42 USC 1973ff, Uniformed and Overseas Citizens Absentee Voting Act (UOCAVA).
Principal purpose: As a write-in absentee ballot for elections for Federal office or other elections provided by State law or special provisions for anyone covered by the Uniformed and Overseas Citizens Absentee Voting Act.
Routine uses: The Federal government does not keep this information. You send your completed forms to an appropriate State election official.
Disclosure: You voluntarily disclosure personal information. But if you do not provide the requested personal information, your ballot may not be counted.

Visual Cues

The instructions were simplified and visual cues were added.

Vote Wherever You Are with the Back-up Ballot

Have you already registered and requested an absentee ballot?
 Yes. Fill out the *Back-up Ballot* and send it in.
 No. Either first fill out another form, *Register to Vote Wherever You Are* or go to fvap.gov to see if your State or territory allows you to use this *Back-up Ballot*.
 Check here to register to vote or request a ballot for all elections in which you are eligible to vote.

Because States govern elections, you must follow your State's laws when you vote. Many States require that you be registered and request an absentee ballot before you fill out the *Back-up Ballot*. If you have not received your absentee ballot from your State in time for the next election, use this form and the ballot. If you have questions, see the *Voting Assistance Guide*, go to fvap.gov, or talk to your Voting Assistance Officer.

Print clearly in black ink.

Why are you eligible to use this form?

Pick 1:
 I am on active duty with the Uniformed Services or Merchant Marine or I am an eligible spouse or dependent
 The State has ordered me to be on active duty with the National Guard.
 I am a U.S. citizen living outside the U.S. and
 I intend to return to live in the U.S.
 My return is uncertain
 I have never lived in the U.S.

Who are you?

Your full legal name as it appears on your government-issued ID
 Other names you have used on ID such as a maiden name

First name
 Middle name
 Last name
 Suffix (Sr., Jr., II)

Your birth date MM/DD/YYYY

State rules apply to the information you should give here:

State rules vary. See the *Voting Assistance Guide* before filling these out:
 State driver's license or ID
 OR
 Social Security No.
 Your race (not required)
 Some States need a full SSN, others only need the last 4 digits

Political party (For primaries)

Where are you now? You MUST give us your current address

We'll send your ballot to this address if you choose to have it mailed to you. If you can't get mail at that address, give us a forwarding address.

Your contact information
 If election officials need to contact you, they will do so in this way:
 Email — This is usually the easiest, fastest way for someone to contact you
 Alternate email — Give us an email that is not military or business
 Phone — Give the full number, including country and city codes, but no DSN
 Fax — Give the full number, including country and city codes, but no DSN

Where are you registered to vote?

This place may be the U.S. State or territory where you last lived before you entered military service or left the U.S. or the place you have since claimed as your legal residence. This address tells election officials where you are registered to vote and it determines where you are allowed to vote in an election.

Street (No P.O. box)
 Apt. #
 City, Town, Village
 County
 State
 ZIP

You MUST read this statement and sign under penalty of perjury:

I swear to the best of my knowledge that the information I gave on this form is true, correct, and complete. If I materially misstate facts, I understand that I may be convicted of perjury.

- I am a U.S. citizen, am at least 18 years old (or will be by election day), and am eligible to vote in the requested jurisdiction.
- I am not disqualified from voting because I have not been convicted of a felony or other disqualifying offense, and I have not been judged to be mentally incompetent; or if either of those is true, my voting rights have been reinstated.
- I am voting only in the U.S. jurisdiction I cite on this form, have marked and sealed my ballot privately, and have allowed no one to see what I marked on this ballot, unless that person is authorized to help me under State and Federal law.

Sign here: X Today's date MM/DD/YYYY

This information is for official use only. Any unauthorized release may be punishable by law. Previous editions of this form are not valid. Standard Form 76 (Rev. 09-2010), OMB No. 0704-9000

Descriptive Title

Color, a more descriptive title and more white space were added throughout the form.

Reformatted

The address and contact information sections were reformatted and reworded.

2. Federal Write-In Absentee Ballot

Prototype FWAB Version 1, Based on Stakeholder Feedback

Back-up Ballot

Official Federal Write-in Absentee Ballot

This form is for you if you are:

- On active duty with the Uniformed Services or Merchant Marine or an eligible spouse or dependent
- On active duty with the National Guard under State order
- A U.S. citizen living outside the U.S.

If you do not receive your absentee ballot from your State 30 days before the election, use this ballot as a backup. This ballot can be used in all States and territories to vote for Federal offices (for instance, President or U.S. Senate), but State laws vary about using it for other elections. To learn about your State's rules, see the *Voting Assistance Guide*. Either go to www.fvap.gov/vao/vag or ask your Voting Assistance Officer for a copy.

To find out more about the specific candidates and races in the upcoming election, go to www.fvap.gov.

Write in the name or party of the candidates you choose.

<p>President or Vice President</p> <hr/>	
<p>U.S. Senator</p> <p><small>If you are a legal resident of the District of Columbia, you may not vote for a U.S. Senator.</small></p> <hr/>	
<p>U.S. Representative, Delegate, or Resident Commissioner to Congress</p> <p><small>If you are a legal resident of American Samoa, Guam, Puerto Rico, and the U.S. Virgin Islands, you may vote only for Delegate or Resident Commissioner.</small></p> <hr/>	

To vote for other candidates or ballot initiatives, fill out the back of this ballot.

Other candidates' names, party, or initiative	Office or ballot initiative
If your State allows you to use this ballot to vote for offices other than Federal offices (for example, governor, attorney general, mayor, or state senator), write in your choices below.	If your State allows you to use this ballot to vote for offices or ballot initiatives, write in your choices below.





<

Additional Explanation

An explanation about the purpose of the backup ballot and additional instructions for completing it were added.

You can vote wherever you are

You may use this form to register to vote, request an absentee ballot, and update your contact information for your local election officials.


- 
1. Follow your State's instructions for voting.
 All States will accept voting forms by mail, but State laws vary about whether they accept them by email or fax. To learn about your State's rules, see the *Voting Assistance Guide*. It has everything you need to know about absentee voting in all States, territories, and the District of Columbia. Either go to fvap.gov or ask your Voting Assistance Officer for a copy.
 If you fill out the form at fvap.gov, the online assistant automatically filters your State's requirements.
- 
2. Fill out your form carefully.
 Either fill it out online or print clearly in black ink.
- 
3. Be sure to sign it!
- 
4. Fold your form and put it in the envelope.
 Write your name and mailing address on the envelope and fill in the address of your local election office. The *Voting Assistance Guide* at <https://www.fvap.gov/vao/vag> will give you the proper address.

Questions? Write to vote@fvap.gov

From


Fill in your name and full current mailing address:

International airmail postage is required if not mailed in the U.S. Postal Service, APO/FPO system, or diplomatic pouch.



U.S. Postage Paid
39 USC 3406

PAR AVION



OFFICIAL ABSENTEE BALLOTING MATERIAL – FIRST CLASS MAIL

NO POSTAGE NECESSARY IN THE U.S. MAIL – DMM 703.8.0

To

Fill in the address of your local election office in the U.S. To find it, go to your State's pages in the *Voting Assistance Guide* on fvap.gov.

2. Federal Write-In Absentee Ballot

Prototype FWAB Version 2, Based on Round 1 Testing

You can vote wherever you are

If you do not receive your absentee ballot from your State at least 30 days before the election, use this ballot as a backup. If you send this ballot in and then later receive your State's ballot, you should try to return your State ballot as well. Officials will count only one ballot.

People from all States and territories can use this ballot to vote for Federal offices (for instance, President or U.S. Senator), but State laws vary about using it for other elections. To learn about your State's rules, see the *Voting Assistance Guide*. It has everything you need to know about absentee voting in all States, territories and the District of Columbia. To read the guide, either go to <https://www.fvap.gov/vao/vag> or ask your Voting Assistance Officer for a copy.

This form is for you if you are:

- On active duty with the Uniformed Services or Merchant Marine or an eligible spouse or dependent
- On active duty with the National Guard under State order
- A U.S. citizen living outside the U.S.

Agency Disclosure Statement

The public reporting burden for this collection of information is estimated to average 15 minutes per response, including time to review instructions, gather and maintain the data needed, and complete and review the collection of information.

To be valid, this document must display a current OMB control number. (OMB Control # 0704-0000). If it does not, you will not be subject to any penalty if you do not comply with its collection of information.

Send any comments about the estimated burden of collecting this information, always to reduce burden to:

Department of Defense
Washington Headquarters Services
Executive Services Directorate
Information Management Division
4800 Mark Center Dr., East Tower
Suite 02G09
Alexandria, VA 22304-3100

To find out where to send this form, go to [fvap.gov](https://www.fvap.gov). Do not send it to the address above.

Privacy Act Statement

Authority: 42 USC 1973ff, Uniformed and Overseas Citizens Absentee Voting Act (UOCAVA).

Principal purpose: As a write-in absentee ballot for elections for Federal office or other elections provided by State law or special provisions for anyone covered by the Uniformed and Overseas Citizens Absentee Voting Act.

Routine uses: The Federal government does not keep this information. You send your completed forms to an appropriate State election official.

Disclosure: You voluntarily disclose personal information. But if you do not provide the requested personal information, your ballot may not be counted.

1. **Follow your State's instructions for voting.**
All States will accept voting forms by mail, but State laws vary about whether they accept them by email or fax.
To learn about your State's rules, see the *Voting Assistance Guide*. Either go to [fvap.gov](https://www.fvap.gov) or ask your Voting Assistance Officer for a copy.
If you fill out the form at [fvap.gov](https://www.fvap.gov), the online assistant automatically filters your State's requirements.
2. **Fill out your form and ballot carefully.**
Either fill them out online or print clearly in black ink.
3. **Be sure to sign the form!**
4. **Put your ballot in the ballot envelope.**
To keep your ballot private, fold it and put it in the blue ballot envelope. Seal that envelope.
5. **Then assemble your documents for mailing.**
Put the blue ballot envelope and your form into the larger envelope.
Write your return address and the mailing address for your local election office on the face of the larger envelope. See the *Voting Assistance Guide* at <https://www.fvap.gov/vao/vag> for the proper mailing address.

Questions? Write to vote@fvap.gov

Reformatted

The instructions for the pre-printed paper format were customized. Other formats will require slight modifications to the instructions.

Confirm Your Identity with This Form

Secure States govern elections; you must follow your State's laws when you vote. Many States require that you be registered and request an absentee ballot before you fill out the *Back-up Ballot*. If you have not received your absentee ballot from your State in time for the next election, use this form and the *Back-up Ballot*. If you have questions, see the *Voting Assistance Guide* at <https://www.fvap.gov/vao/vag>, go to [fvap.gov](https://www.fvap.gov), or talk to your Voting Assistance Officer.

Print clearly in black ink.

Have you already registered and requested an absentee ballot?

Yes. Fill out this form and the *Back-up Ballot* and send them both in.

No. Either first fill out another form, *Register to Vote Absentee Wherever You Are*, or go to [fvap.gov](https://www.fvap.gov) to see if your State or territory allows you to use this *Back-up Ballot*.

Check here to register to vote or request a ballot for all elections in which you are eligible to vote.

Why are you eligible to use this form?

Pick 1:

I am on active duty with the Uniformed Services or Merchant Marine or I am an eligible spouse or dependent

The State has ordered me to be on active duty with the National Guard.

I am a U.S. citizen living outside the U.S. and _____

I intend to return to live in the U.S.

My return is uncertain

I have never lived in the U.S.

Who are you?

Your full legal name as it appears on your government-issued ID _____ Other names you have used on ID such as a maiden name _____

First name _____ Full name _____

Middle name _____

Last name _____

Suffix (Sr., Jr., II) _____ Your birth date MM / DD / YYYY _____

In which State or territory are you registering to vote?

This place may be the U.S. State or territory where you last lived before you entered military service or left the U.S. or the place you have since claimed as your legal residence. This address tells election officials where you are registered to vote and it determines where you are allowed to vote in an election.

Street (No P.O. box) _____ Apt. # _____

City, Town, Village _____ County _____

State _____ ZIP _____

State rules apply to the information you should give here:

State rules vary. See the *Voting Assistance Guide* before filling these out:

State driver's license or ID _____ OR Social Security No. _____

Your race (not required) _____ Some States need a full SSN; others only need the last 4 digits.

Your political party _____

For primary elections _____

Where are you now? You MUST give us your current address

Your current address _____ Your preferred mailing address _____

Your contact information _____

If election officials need to contact you, they will do so in this way:

Email — This is usually the easiest, fastest way for someone to contact you _____

Alternate email — Give us an email that is not military or business _____

Phone — Give the full number, including country and city codes, but no DSN _____

Fax — Give the full number, including country and city codes, but no DSN _____

Does your State ask for any other information?

Some States or territories need more information, especially Alaska, Arizona, Puerto Rico, South Dakota, Vermont, and Virginia. For example, Virginia asks for the name of your current employer. See the *Voting Assistance Guide* at <https://www.fvap.gov/vao/vag>.

You MUST read this statement and sign under penalty of perjury:

I swear to the best of my knowledge that the information I gave on this form is true, correct, and complete. If I materially misstate facts, I understand that I may be convicted of perjury.

- I am a U.S. citizen, am at least 18 years old (or will be by election day), and am eligible to vote in the requested jurisdiction.
- I am not disqualified from voting because I have not been convicted of a felony or other disqualifying offense, and I have not been judged to be mentally incompetent, or if either of those is true, my voting rights have been reinstated.
- I am voting only in the U.S. jurisdiction I cite on this form, have marked and sealed my ballot privately, and have allowed no one to see what I marked on this ballot, unless that person is authorized to help me under State and Federal law.

Sign here: Today's date MM / DD / YYYY _____

This information is for official use only. Any unauthorized release may be punishable by law. Previous editions of this form are not valid. Standard Form 196 (Rev. 05-2016), OMB No. 0704-0000

Meaningful Title

The title was changed to reflect the purpose of the form.

Reformatted

These sections were restructured so that the address box does not follow the ballot-request-mode question.


Additional Information

Language was added to prompt voters from specific states to look at the Voting Assistance Guide.

2. Federal Write-In Absentee Ballot

Prototype FWAB Version 2, Based on Round 1 Testing

If you are voting:



Before you seal the envelope:

1. Sign your *Confirm Your Identity* form.
2. Put your ballot in the blue ballot envelope.
3. Put both the form and ballot envelope inside this envelope.

For election officials:

Inside is a Back-up Ballot. It is an Official Federal Write-in Absentee Ballot authorized by 42 U.S.C. 1973 ff-2.

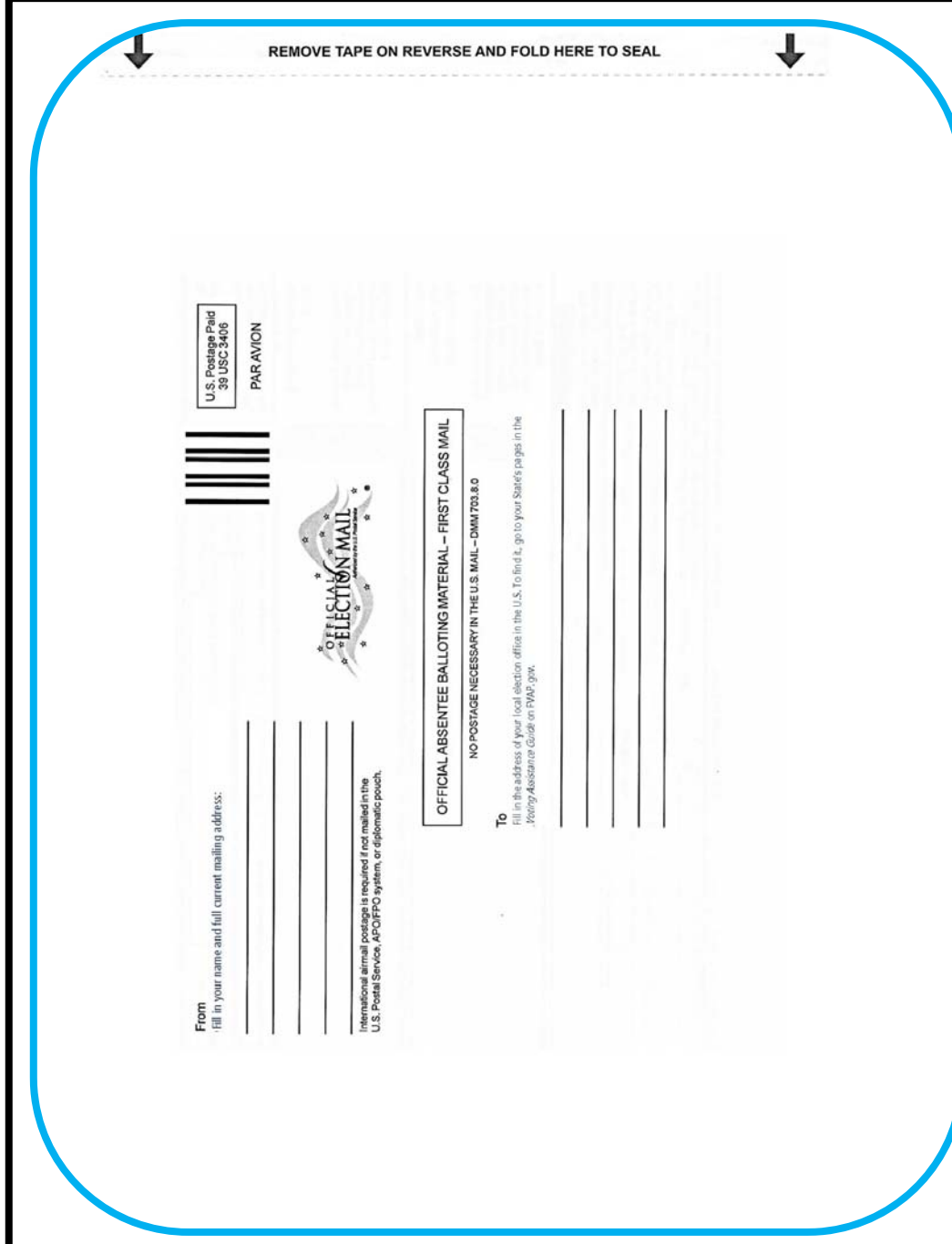
If you have questions about it, contact your State officials.

<

Summary

A simple summary of the submission instructions was added.

REMOVE TAPE ON REVERSE AND FOLD HERE TO SEAL



U.S. Postage Paid
39 USC 3406
PAR AVION

NO POSTAGE NECESSARY IF MAILED IN THE U.S. MAIL—DMR 703.8.0

OFFICIAL ABSENTEE BALLOTING MATERIAL—FIRST CLASS MAIL

To
Fill in the address of your local election office in the U.S. To find it, go to your State's pages in the *Write-In Absentee Guide* on FVAP.gov.

<

Large Envelope

A large envelope was included to submit the form and the ballot to the election office.

2. Federal Write-In Absentee Ballot

Prototype FWAB Version 3, Based on FVAP Feedback After Round 1 Testing

You can vote wherever you are

If you do not receive your absentee ballot from your State at least 30 days before the election, use this ballot as a backup. If you send this ballot in and then later receive your State's ballot, you should try to return your State ballot as well. Officials will count only one ballot.

People from all States and territories can use this ballot to vote for federal offices (for instance, President or U.S. Senator), but State laws vary about using it for other elections. To learn about your State's rules, see the *Voting Assistance Guide*. It has everything you need to know about absentee voting in all States, territories and the District of Columbia. To read the *Guide*, either go to www.fvap.gov/vao/vaq or ask your Voting Assistance Officer for a copy.

1. Follow your State's instructions for voting.
All States will accept voting forms by mail, but State laws vary about whether they accept them by email or fax. To learn about your State's rules, see the *Voting Assistance Guide*. Either go online at FVAP.gov or ask your Voting Assistance Officer for a copy. If you fill out the form online at FVAP.gov, the online assistant automatically filters your State's requirements.

2. Fill out your form and ballot carefully.
Fill them out online or print clearly.

3. Be sure to sign the form!

4. Put your ballot in the ballot envelope.
To keep your ballot private, fold it and put it in the red ballot envelope. Seal that envelope.

5. Then assemble your documents for mailing.
Put the red ballot envelope and your form into the larger envelope. Write your return address and the mailing address for your local election office on the face of the larger envelope. See the *Voting Assistance Guide* at <https://www.fvap.gov/vao/vaq> for the proper mailing address.

Questions? Email vote@fvap.gov

This form is for you if you are:

- On active duty with the Uniformed Services or Merchant Marine or an eligible spouse or dependent
- On active duty with the National Guard under State order
- A U.S. citizen living outside the U.S.

Agency Disclosure Statement
The public reporting burden for this collection of information is estimated to average 15 minutes per response, including time to review instructions, gathering and maintaining the data needed, and completing and reviewing the collection of information. Send comments regarding this burden estimate or any other aspect of this collection of information, including suggestions for reducing the burden to: Department of Defense, Washington, Headquarters Services, Executive Services Directorate, Information Management Division, 4800 Mark Center Dr., East Tower, Suite 02G09, Alexandria, VA 22350-3100. [OMB Control #0704-0502]. Respondents should be aware that notwithstanding any other provision of law, no person shall be subject to any penalty for failing to comply with a collection of information if it does not display a currently valid OMB control number.

Please do not return your completed form to the address above.

Privacy Act Statement
Authority: The authority to collect your personal information on this form comes from 5 U.S.C. 1973H, "Uniformed and Overseas Citizens Absentee Voting Act (UOCAVA)."
Principal purpose: This form serves as a write-in absentee ballot for elections for Federal office or other elections provided by State law or special provisions for anyone covered by UOCAVA.
Routine use(s): There is no retention of this information by the Federal government. Completed forms are sent by you to an appropriate State election official.
Disclosure: Your disclosure of personal information is voluntary. However, failure to provide the requested information may result in the Federal Write-In Absentee Ballot not being recognized and therefore not counted.

<

Color Cues

Color was added to the ballot envelope to clarify assembly instructions.

Voter Information
Federal Write-in Absentee Ballot (FWAB)
Print clearly.

Have you already registered and requested an absentee ballot?

Yes. Fill out this form and the *Backup Ballot* and send them both in.

No. The following states require you to register and request an absentee ballot before filling out the *Backup Ballot*: AL, AS, AR, CT, FL, GU, HI, ID, IL, IN, IA, KS, LA, MI, NH, NJ, NM, NY, PA, PR, RI, TX, VT, WV, WY. If your State does not allow you to use this *Voter Information Form (FWAB)* this way, first go online to FVAP.gov to fill out your *Voter Registration and Absentee Ballot Request (VRCR)*.

1. Why are you eligible to use this form?

I am on active duty with the Uniformed Services or Merchant Marine or I am an eligible spouse or dependent

I am an activated National Guard member on State orders.

I am a U.S. citizen living outside the country, and I intend to return.

I am a U.S. citizen living outside the country, and my return is uncertain.

I am a U.S. citizen living outside the country, and I have never lived in the U.S.

First name _____ Previous name (if applicable) _____
 Middle name _____
 Last name _____
 Suffix (Sr., Jr., II) _____ Your birth date: ____/____/____ Race (optional) _____

3. What is your address in the State or territory where you will submit an absentee ballot?
Your ballot will not be sent to this address.

Street (No P.O. box) _____ Apt. # _____
 City, Town, Village _____ County _____
 State _____ ZIP _____

State driver's license or ID# _____ OR Social Security No. _____
Hawaii, New Mexico, South Carolina, Tennessee, and Virginia need a full SSN; all other States and territories need only the last 4 digits.

4. Where are you now? You MUST give us your contact information

Your current address _____ Your mailing address (if different) _____

Contact information: Email _____ Alternate email _____
 Phone — Give full number, including country and city codes, not DSN _____
 Fax — Give the full number, including country and city codes, not DSN _____

5. What other additional information or State requirements must you provide?
Some States and territories need more information (Alaska, Arizona, Puerto Rico, South Dakota, Vermont, and Virginia). See the *Voting Assistance Guide* online at www.fvap.gov/vao/vaq.

6. You MUST read this statement and sign under penalty of perjury:
I swear or affirm, under penalty of perjury, that:

- The information on this form is true, accurate, and complete to the best of my knowledge. I understand that a material misstatement of fact in completion of this document may constitute grounds for conviction of perjury.
- I am a U.S. citizen, am at least 18 years of age (or will be by the day of election), eligible to vote in the requested jurisdiction, and
- I am not disqualified to vote due to having been convicted of a felony or other disqualifying offense, nor have I been adjudicated mentally incompetent; or if so, my voting rights have been reinstated; and
- I am not registering, requesting a ballot, or voting in any other jurisdiction in the United States, except the jurisdiction cited in this voting form.
- In voting, I have marked and sealed my ballot in private and I have not allowed any person to observe the marking of this ballot, except those authorized to assist voters under State and Federal law.

Sign here: _____ Today's date: ____/____/____

This information is for official use only. Any unauthorized release may be punishable by law. Previous editions of this form are obsolete. Standard Form 136 (Rev. 09-2016), OMB No. 0704-xxxx.

<

Simplify Instructions

Extraneous instructions were removed and a simpler title was added. The use of color was limited to a few red accents, and the light gray color was removed throughout.

<

Eligibility

The format was changed due to mixed feedback on the overseas citizen category.

<

Official Language

Official language was used on the voter declaration statement.

2. Federal Write-In Absentee Ballot

Prototype FWAB Version 3, Based on FVAP Feedback After Round 1 Testing

Backup Ballot
Official Federal Write-in Absentee Ballot

This form is for you if you are:
 — On active duty with the Uniformed Services or Merchant Marine or an eligible spouse or dependent
 — On active duty with the National Guard under State order
 — A U.S. citizen living outside the U.S.

If you do not receive your absentee ballot from your State 30 days before the election, use this ballot as a backup. This ballot can be used in all States and territories to vote for federal offices (for instance, President or U.S. Senator), but State laws vary about using it for other elections. To learn about your State's rules, see the *Voting Assistance Guide*. Either go online at www.fvap.gov/vao/vag or ask your Voting Assistance Officer for a copy.

Write in the name or political party of the candidates you choose.
 Do NOT write your name or Social Security number on the ballot.

Candidates for federal offices

President and Vice President

U.S. Senator
 If you are a legal resident of the District of Columbia or territories, you may not vote for a U.S. Senator.

U.S. Representative, Delegate, or Resident Commissioner to Congress
 If you are a legal resident of American Samoa, Guam, Puerto Rico, and the U.S. Virgin Islands, you may not vote for U.S. Representative. You may vote only for Delegate or Resident Commissioner.

To vote for other candidates or ballot initiatives, fill out the back of this ballot.

Standard Form 186 (Rev. 09-2015), CMS No. 0704-xxxx

Detach here. Fold your ballot and keep it private. Put it into the ballot envelope.

Ballot Envelope
For Your Official Federal Write-in Absentee Ballot

Private

Do NOT write on this envelope.

<

Color Cues

Color and instructions were added to identify the envelope and discourage writing on the ballot envelope.

Candidates for offices that are not Federal offices

If your State allows you to use this ballot to vote for offices other than federal offices (for example, Governor, Attorney General, Mayor, or State Senator), write in your choices below. If you need more space, make a copy of this page.

Office	Candidate name	Political party

Ballot initiatives

If your State allows you to use this ballot to vote for ballot initiatives, write in your choices below.

Detach here. Fold your ballot and keep it private. Put it into the ballot envelope.

Standard Form 186 (Rev. 09-2015), CMS No. 0704-xxxx

Put your ballot in this envelope.
It will remain secure until your local election official opens it.

Do not write on this envelope.

<


Formatting Changes

Minor formatting changes were implemented.

2. Federal Write-In Absentee Ballot

Prototype FWAB Version 3, Based on FVAP Feedback After Round 1 Testing

If you are voting:

 Before you seal the envelope:

1. Sign your *Voter Information* form.
2. Put your ballot in the red ballot envelope.
3. Put both the form and ballot envelope inside this envelope.

For election officials:

Inside is a Backup Ballot. It is an Official Federal Write-in Absentee Ballot authorized by 42 U.S.C. 1973 ff-2.

If you have questions about it, contact your State officials.

<

No Changes

No major changes were made to the large envelope.

REMOVE TAPE ON REVERSE AND FOLD HERE TO SEAL

U.S. Postage Paid
39 USC 3406
PARAVION

OFFICIAL ELECTION MAIL

NO POSTAGE NECESSARY IF MAILED IN THE U.S. MAIL—DMM 703.8.0

OFFICIAL ABSENTEE BALLOTING MATERIAL—FIRST CLASS MAIL

From: Fill in your name and full current mailing address:

To: Fill in the address of your local election office in the U.S. To find it, go to your State's pages in the *Writing Assistance Guide* on FVAP.gov.

2. Federal Write-In Absentee Ballot

Prototype FWAB Version 4, Based on Round 2 Testing

You can vote wherever you are

If you do not receive your absentee ballot from your State at least 30 days before the election, use this ballot as a backup. If you send this ballot in and then later receive your State's ballot, you should fill out and return your State ballot as well. Officials will count only one ballot.

All States and territories accept this ballot to vote for federal offices (for instance, President or U.S. Senator), but State laws vary about using it for other elections. To learn about your State's rules, see the *Voting Assistance Guide*. It has everything you need to know about absentee voting in all States, territories and the District of Columbia. To read the *Guide*, either go to www.fvap.gov/vao/VAG or ask your Voting Assistance Officer for a copy.

This form is for you if you are:

- On active duty with the Uniformed Services or Merchant Marine or an eligible spouse or dependent
- On active duty with the National Guard under State order
- A U.S. citizen living outside the U.S.

Agency Disclosure Statement

The public reporting burden for this collection of information is estimated to average 15 minutes per response, including time to review instructions, gathering and maintaining the data needed, and completing and reviewing the collection of information.

Send comments regarding this burden estimate or any other aspect of this collection of information, including suggestions for reducing the burden to:

Department of Defense
Washington Headquarters Services
Executive Services Directorate
Information Management Division
4800 Mark Center Dr., East Tower
Suite 02G09
Alexandria, VA 22350-3100
[OMB Control #0704-0502].

Respondents should be aware that notwithstanding any other provision of law, no person shall be subject to any penalty for failing to comply with a collection of information if it does not display a currently valid OMB control number.

Please do not return your completed form to the address above.


Privacy Act Statement


Authority: The authority to collect your personal information on this form comes from 42 USC 1973ff, "Uniformed and Overseas Citizens Absentee Voting Act (UOCAVA)."


Principal purpose: This form serves as a write-in absentee ballot for elections for Federal office or other elections provided by State law or special provisions for anyone covered by UOCAVA.


Routine use(s): There is no retention of this information by the Federal government. Completed forms are sent by you to an appropriate State election official.


Disclosure: Your disclosure of personal information is voluntary. However, failure to provide the requested information may result in the Federal Write-in Absentee Ballot not being recognized and therefore not counted.

- 

1. Follow your State's instructions for voting.
All States will accept voting forms by mail, but State laws vary about whether they accept them by email or fax. To learn about your State's rules, see the *Voting Assistance Guide*. Either go online at FVAP.gov or ask your Voting Assistance Officer for a copy. If you fill out the form online at FVAP.gov, the online assistant automatically filters your State's requirements.
- 

2. Carefully fill out your Voter Information form and your Backup Ballot.
Fill them out online or print clearly.
- 

3. Be sure to sign the Voter Information form. DO NOT sign your ballot!
- 

4. On the top and sides of your ballot, remove the liner papers that cover the adhesive. Fold the ballot and seal all of the sides.
- 

5. Then assemble your documents for mailing.
Put the ballot and your *Voter Information* form into the envelope. Write your return address and the mailing address for your local election office on the face of the envelope. See the *Voting Assistance Guide* at <https://www.fvap.gov/vao/VAG> for the proper mailing address.

Questions? Email vote@fvap.gov

Voter Information

Federal Write-in Absentee Ballot (FWAB)

Print clearly.

Have you already registered and requested an absentee ballot?

Yes. Fill out this form and the *Backup Ballot*. Send them both in.

No. — You must register and request an absentee ballot before filling out the *Backup Ballot* for: AL, AS, AR, CT, FL, GU, HI, ID, IL, IN, IA, KS, LA, MI, NH, NJ, NM, NY, PA, PR, RI, TX, VT, WV, WY. If your State is listed, first go online to FVAP.gov to fill out your *Voter Registration and Absentee Ballot Request* (FPCA). — If your State is not listed, fill out this form and the *Backup Ballot*. Send them both in.

- 1. Why are you eligible to use this form?**

I am on active duty with the Uniformed Services or Merchant Marine or I am an eligible spouse or dependent

I am an activated National Guard member on State orders.

I am a U.S. citizen living outside the country, and I intend to return.

I am a U.S. citizen living outside the country, and my return is uncertain.

I am a U.S. citizen living outside the country, and I have never lived in the U.S.
- 2. Who are you?**

First name Previous name (if applicable)

Middle name

Last name

Suffix (Sr., Jr., II) Your birth date Race (optional)
- 3. What is your address in the State or territory where you are registered to vote?**

Your voting materials will not be sent to this address.

Street (No P.O. box) Apt. #

City, town, village County

State ZIP

Social Security No. OR State driver's license or ID#

Only the last 4 digits are needed, except Hawaii, New Mexico, South Carolina, Tennessee, and Virginia.
- 4. Where are you now? You MUST give us your contact information**

Your current address If your mailing address is different, fill it in here:

Contact information If election officials need to contact you, they will do so in the following ways. Fill in all options:

Email

Alternate email

Phone — Give the full number, including country and city codes, not DSN

Fax — Give the full number, including country and city codes, not DSN
- 5. What are your voting preferences?**

Your political party The best way for you to get future ballots from election officials Email or online

For primary elections If your State allows Mail Fax
- 6. What other additional information or State requirements must you provide?**

Some States and territories need more information (Alaska, Arizona, Puerto Rico, South Dakota, Vermont, and Virginia). See the *Voting Assistance Guide* online at www.fvap.gov/vao/VAG.
- 7. You MUST read this statement and sign under penalty of perjury:**

I swear or affirm, under penalty of perjury, that:

 - The information on this form is true, accurate, and complete to the best of my knowledge. I understand that a material misstatement of fact in completion of this document may constitute grounds for conviction of perjury.
 - I am a U.S. citizen, am at least 18 years of age (or will be by the day of election), eligible to vote in the requested jurisdiction, and
 - I am not disqualified to vote due to having been convicted of a felony or other disqualifying offense, nor have I been adjudicated mentally incompetent; or if so, my voting rights have been reinstated; and
 - I am not registering, requesting a ballot, or voting in any other jurisdiction in the United States, except the jurisdiction cited in this voting form.
 - In voting, I have marked and sealed my ballot in private and I have not allowed any person to observe the marking of this ballot, except those authorized to assist voters under State and Federal law.

Sign here: Today's date

This information is for official use only. Any unauthorized release may be punishable by law. Previous editions of this form are obsolete. Standard Form 186 (Rev.09-2016), OMB No. 0704-xxxx

<

Eliminate confusion

The wording was changed to eliminate confusion.

<

Grouping

The political party field and the ballot delivery method were grouped together.

2. Federal Write-In Absentee Ballot

Prototype FWAB Version 4, Based on Round 2 Testing

Backup Ballot
Official Federal Write-in Absentee Ballot

If you do not receive your absentee ballot from your State 30 days before the election, use this ballot as a backup. This ballot can be used in all States and territories to vote for federal offices (for instance, President or U.S. Senator), but State laws vary about using it for other elections. To learn about your State's rules, see the *Voting Assistance Guide*. Either go online at www.fvap.gov/vap/VAG or ask your Voting Assistance Officer for a copy.

Write in the name or political party of the candidates you choose.
Do NOT write your name or Social Security number on the ballot.

Candidates for federal offices

President and Vice President

U.S. Senator
If you are a legal resident of the District of Columbia or territories, you may not vote for a U.S. Senator.

U.S. Representative, Delegate, or Resident Commissioner to Congress
If you are a legal resident of American Samoa, Guam, Puerto Rico, and the U.S. Virgin Islands, you may not vote for U.S. Representative. You may vote only for Delegate or Resident Commissioner.

Candidates for offices that are not Federal offices
If your State allows you to use this ballot to vote for offices other than federal offices (for example, Governor, Attorney General, Mayor, or State Senator), write in your choices below. If you need more space, make a copy of this page.

Office	Candidate name	Political party

Ballot initiatives
If your State allows you to use this ballot to vote for ballot initiatives, write in your choices below.

Standard Form 196 (Rev. 09-2016), OMB No. 0704-xxxx

To find out more about specific candidates and races in the upcoming election, go to www.fvap.gov.

<

Language Added

Language was added to inform voters as to where to find more information about specific candidates and races.

Official Ballot
For Your Official Federal Write-in Absentee Ballot

Private

Fold your ballot and keep it private. Put it into the envelope.

<


Reformatted

The ballot was reformatted as a self-sealing, single page fold-over.

2. Federal Write-In Absentee Ballot

Prototype FWAB Version 4, Based on Round 2 Testing

If you are voting:



Before you seal the envelope:

1. Sign your *Voter Information form*.
2. Put both the form and the ballot inside this envelope.
3. Write your name and mailing address on the front and fill in the address of your local election office.
The Voting Assistance Guide at www.fvap.gov/vao/NAG will give you the proper address.

For election officials:

Inside is a Backup Ballot. It is an Official Federal Write-in Absentee Ballot authorized by 42 U.S.C. 1973 ff-2.

If you have questions about it, contact your State officials.


<

Updates

The icon was changed and minor changes were made to the wording. A link to the Voting Assistance Guide was added.

REMOVE TAPE ON REVERSE AND FOLD HERE TO SEAL

U.S. Postage Paid 39 USC 3406 PAR AVION



OFFICIAL ABSENTEE BALLOTING MATERIAL – FIRST CLASS MAIL
NO POSTAGE NECESSARY IN THE U.S. MAIL – DMN 703.8.0

To
Fill in the address of your local election office in the U.S. To find it, go to your State's pages in the Voting Assistance Guide on fvap.gov.

From
Fill in your name and full current mailing address:

International airmail postage is required if not mailed in the U.S. Postal Service, APO/FPO system, or diplomatic pouch.

2. Federal Write-In Absentee Ballot

Prototype FWAB Version 5, Based on Round 3 Testing

You can vote wherever you are

If you do not receive your absentee ballot from your State at least 30 days before the election, use this ballot as a backup. If you send this ballot in and then later receive your State's ballot, you should fill out and return your State ballot as well. Officials will count only one ballot.

All States and territories accept this ballot to vote for federal offices (for instance, President or U.S. Senator), but State laws vary about using it for other elections. To learn about your State's rules, see the *Voting Assistance Guide*. It has everything you need to know about absentee voting in all States, territories and the District of Columbia. To read the *Guide*, either go to www.fvap.gov/vao/vag or ask your Voting Assistance Officer for a copy.

This form is for you if you are:

- On active duty with the Uniformed Services or Merchant Marine or an eligible spouse or dependent.
- On active duty with the National Guard under State order.
- A U.S. citizen living outside the U.S.

1. Follow your State's instructions for voting.

All States will accept voting forms by mail, but State laws vary about whether they accept them by email or fax. To learn about your State's rules, see the *Voting Assistance Guide*. Either go online at fvap.gov or ask your Voting Assistance Officer for a copy. If you fill out the form online at fvap.gov, the online assistant automatically filters your State's requirements.

2. Carefully fill out your Voter Information form and your Backup Ballot.

Fill them out online or print clearly.

3. Be sure to sign the Voter Information form. DO NOT sign your ballot!

4. On the top and sides of your ballot, remove the liner papers that cover the adhesive. Fold the ballot and seal all of the sides.

5. Then assemble your documents for mailing.

Put the ballot and your Voter Information form into the envelope. Write your return address and the mailing address for your local election office on the face of the envelope. See the *Voting Assistance Guide* at <https://www.fvap.gov/vao/vag> for the proper mailing address.

Questions? Email vote@fvap.gov

Agency Disclosure Statement

The public reporting burden for this collection of information is estimated to average 15 minutes per response, including time to review instructions, gathering and maintaining the data needed, and completing and reviewing the collection of information. Send comments regarding this burden estimate or any other aspect of this collection of information, including suggestions for reducing the burden to: Department of Defense, Washington Headquarters Services, Executive Services Directorate, Information Management Division, 4800 Mark Center Dr., East Tower, Suite 02G09, Alexandria, VA 22350-3100. [OMB Control #0704-0502]. Respondents should be aware that notwithstanding any other provision of law, no person shall be subject to any penalty for failing to comply with a collection of information if it does not display a currently valid OMB control number.

Privacy Act Statement

Authority: The authority to collect your personal information on this form comes from 42 USC 1973ff, "Uniformed and Overseas Citizens Absentee Voting Act (UOCAVA)." Principal purpose: This form serves as a write-in absentee ballot for elections for federal office or other elections provided by State law or special provisions for anyone covered by UOCAVA. Routine use(s): There is no retention of this information by the Federal government. Completed forms are sent by you to an appropriate State election official. Disclosure: Your disclosure of personal information is voluntary. However, failure to provide the requested information may result in the Federal Write-in Absentee Ballot not being recognized and therefore not counted.

Visual Cues

The pictures were updated to match the updated appearance of the ballot.

Voter Information

Federal Write-in Absentee Ballot (FWAB)

Print clearly.

Have you already registered and requested an absentee ballot?

Yes. Fill out this form and the Backup Ballot. Send them both in.

No. — You must register and request an absentee ballot before filling out the Backup Ballot for: AL, AS, AR, CT, FL, GU, HI, ID, IL, IN, IA, KS, LA, MI, NH, NJ, NM, NY, PA, PR, RI, TX, VT, WV, WY. If your State is listed, first go online to fvap.gov to fill out your Voter Registration and Absentee Ballot Request (FPCA). — If your State is not listed, fill out this form and the Backup Ballot. Send them both in.

1. Why are you eligible to use this form?

I am on active duty with the Uniformed Services or Merchant Marine or I am an eligible spouse or dependent

I am an activated National Guard member on State orders.

I am a U.S. citizen living outside the country, and I intend to return.

I am a U.S. citizen living outside the country, and my return is uncertain.

I am a U.S. citizen living outside the country, and I have never lived in the U.S.

2. Who are you?

First name Previous name (if applicable)

Middle name

Last name

Suffix (Sr., Jr., II) Your birth date Race (optional)

3. What is your address in the State or territory where you are registered to vote?

Your voting materials will not be sent to this address.

Street (No P.O. box) Apt. #

City, town, village County

State ZIP

Social Security No. OR State driver's license or ID#

Only the last 4 digits are needed, except Hawaii, New Mexico, South Carolina, Tennessee, and Virginia.

4. Where are you now? You MUST give us your contact information

Your current address If your mailing address is different, fill it in here:

Contact information If election officials need to contact you, they will do so in the following ways. Fill in all options:

Email

Alternate email

Phone — Give the full number, including country and city codes, not DSN

FAX — Give the full number, including country and city codes, not DSN

5. What are your voting preferences?

Your political party For primary elections The best way for you to get future ballots from election officials Email or online

Mail Fax

6. What other additional information or State requirements must you provide?

Some States and territories need more information (Alabama, Arkansas, Louisiana, South Dakota, Vermont, and Virginia). See the *Voting Assistance Guide* online at www.fvap.gov/vao/vag.

7. You MUST read this statement and sign under penalty of perjury:

I swear or affirm, under penalty of perjury, that:

- The information on this form is true, accurate, and complete to the best of my knowledge. I understand that a material misstatement of fact in completion of this document may constitute grounds for conviction of perjury.
- I am a U.S. citizen, am at least 18 years of age (or will be by the day of election), eligible to vote in the requested jurisdiction, and
- I am not disqualified to vote due to having been convicted of a felony or other disqualifying offense, nor have I been adjudicated mentally incompetent; or if so, my voting rights have been reinstated; and
- I am not registering, requesting a ballot, or voting in any other jurisdiction in the United States, except the jurisdiction cited in this voting form.
- In voting, I have marked and sealed my ballot in private and I have not allowed any person to observe the marking of this ballot, except those authorized to assist voters under State and Federal law.

Sign here: Today's date

This information is for official use only. Any unauthorized release may be punishable by law. Previous editions of this form are obsolete. Standard Form 186 (Rev. 09-2016), OMB No. 0704-0001

Links

VAG link was updated.

2. Federal Write-In Absentee Ballot

Prototype FWAB Version 5, Based on Round 3 Testing

Backup Ballot
Official Federal Write-in Absentee Ballot

If you do not receive your absentee ballot from your State 30 days before the election, use this ballot as a backup. This ballot can be used in all States and territories to vote for federal offices (for instance, President or U.S. Senator), but State laws vary about using it for other elections. To learn about your State's rules, see the *Voting Assistance Guide*. Either go online at www.fvap.gov/vao/vag or ask your Voting Assistance Officer for a copy.

To find out more about specific candidates and races in the upcoming election, go to www.fvap.gov.

Write in the name or political party of the candidates you choose.
Do NOT write your name or Social Security number on the ballot.

Candidates for federal offices

President and Vice President

U.S. Senator
If you are a legal resident of the District of Columbia or territories, you may not vote for a U.S. Senator.

U.S. Representative, Delegate, or Resident Commissioner to Congress
If you are a legal resident of American Samoa, Guam, Puerto Rico, and the U.S. Virgin Islands, you may not vote for U.S. Representative. You may vote only for Delegate or Resident Commissioner.

Candidates for offices that are not Federal offices
If your State allows you to use this ballot to vote for offices other than federal offices (for example, Governor, Attorney General, Mayor, or State Senator), write in your choices below. If you need more space, make a copy of this page.

Office	Candidate name	Political party

Ballot initiatives
If your State allows you to use this ballot to vote for ballot initiatives, write in your choices below.

Standard Form 186 (Rev. 08-2016), OMB No. 0704-0001

Official Ballot
For Your Official Federal Write-in Absentee Ballot

Fold your ballot and keep it private. Put it into the envelope.

Security

A security pattern was added to protect the secrecy of voters' choices.

2. Federal Write-In Absentee Ballot

Prototype FWAB Version 5, Based on Round 3 Testing

If you are voting:

STOP

Before you seal the envelope:

1. Sign your *Voter information* form.
2. Put both the form and the ballot inside this envelope.
3. Write your name and mailing address on the front and fill in the address of your local election office.
The Voting Assistance Guide at www.fvap.gov/vao/vag give you the proper address.

For election officials:

Inside is a Backup Ballot. It is an Official Federal Write-in Absentee Ballot authorized by 42 U.S.C. 1973 ff-2.

If you have questions about it, contact your State officials.

<

Link

VAG link was updated.

REMOVE TAPE ON REVERSE AND FOLD HERE TO SEAL

U.S. Postage Paid
26 USC 3406
PARAVION

OFFICIAL ABSENTEE BALLOTING MATERIAL – FIRST CLASS MAIL

NO POSTAGE NECESSARY IF MAILED IN THE U.S. MAIL – DMV TROUBLE

To
Fill in the address of your local election office in the U.S. To find it, go to your State's page in the Voting Assistance Guide on fvap.gov.

From
Fill in your name and full current mailing address:

International airmail postage is required if not mailed in the U.S. Postal Service, APO/FPO system, or diplomatic pouch.

2. Federal Write-In Absentee Ballot

Prototype FWAB Version 6, Based on FVAP Feedback

You can vote wherever you are

If you do not receive your absentee ballot from your State at least 30 days before the election, use this ballot as a backup. If you send this ballot in and then later receive your State's ballot, you should fill out and return your State ballot as well. Officials will count only one ballot.

All States and territories accept this ballot to vote for federal offices (for instance, President or U.S. Senator), but State laws vary about using it for other elections. Some States allow this form to be used for voter registration. To learn about your State's rules, see the *Voting Assistance Guide*. It has everything you need to know about absentee voting in all States, territories and the District of Columbia. To read the *Guide*, either go to www.fvap.gov/vao/vag or ask your Voting Assistance Officer for a copy.

1. Carefully fill out your **Voter Information form** and your **Backup Ballot**.
Print clearly.
2. Be sure to sign the **Voter Information form**.
DO NOT sign your ballot!
3. Remove the adhesive liner from the top and sides of your ballot. Fold and seal tightly.
4. Assemble your documents for mailing.
Put your ballot and *Voter Information* form into the envelope.

Write your name and mailing address on the front, then fill in the address of your election office. The address can be found online at FVAP.gov. All States accept this form by mail, but vary on email and fax. See your State's rules in the *Voting Assistance Guide* online at FVAP.gov.

Questions? Email vote@fvap.gov

This form is for you if you are:

- On active duty in the Uniformed Services or Merchant Marine
- An eligible spouse or dependent
- On active duty in the National Guard under State orders (some States only)
- A U.S. citizen living outside the U.S.

Agency Disclosure Statement

The public reporting burden for this collection of information is estimated to average 15 minutes per response, including time to review instructions, gathering and maintaining the data needed, and completing and reviewing the collection of information. Send comments regarding this burden estimate or any other aspect of this collection of information, including suggestions for reducing the burden to: Department of Defense, Washington Headquarters Services, Executive Services Directorate, Information Management Division, 4800 Mark Center Dr., East Tower, Suite 02G09, Alexandria, VA 22350-3100. [OMB Control #0704-0502].

Respondents should be aware that notwithstanding any other provision of law, no person shall be subject to any penalty for failing to comply with a collection of information if it does not display a currently valid OMB control number.

Please do not return your completed form to the address above.

Privacy Act Statement

Authority: The authority to collect your personal information on this form comes from 42 USC 1973ff, "Uniformed and Overseas Citizens Absentee Voting Act (UOCAVA)."

Principal purpose: This form serves as a write-in absentee ballot for elections for Federal office or other elections provided by State law or special provisions for anyone covered by UOCAVA.

Routine use(s): There is no retention of this information by the Federal government. Completed forms are sent by you to an appropriate State election official.

Disclosure: Your disclosure of personal information is voluntary. However, failure to provide the requested information may result in the Federal Write-In Absentee Ballot not being recognized and therefore not counted.

Voter Information

Federal Write-In Absentee Ballot (FWAB)

Print clearly.

Have you already registered and requested an absentee ballot?

Yes. Fill out this form and the Backup Ballot. Send them both in.

No. — You must register and request an absentee ballot before filling out the Backup Ballot for: AL, AS, AR, CT, FL, GU, HI, ID, IL, IN, IA, KS, LA, MI, NH, NJ, NM, NY, PA, PR, RI, TX, VT, WV, WY. If your State is listed, go online to complete a *Voter Registration and Absentee Ballot Request* (FPCA) at FVAP.gov.

— If your State is not listed, fill out this form and the Backup Ballot.

1. **Who are you?**

I am on active duty in the Uniformed Services or Merchant Marine or

I am an activated National Guard member on State orders.

I am a U.S. citizen living outside the country, and I intend to return.

I am a U.S. citizen living outside the country, and my return is uncertain.

I am a U.S. citizen living outside the country, and I have never lived in the U.S.

I am an eligible spouse or dependent

First name _____ Previous names (if applicable) _____

Middle name _____

Last name _____

Suffix (Sr., Jr., II) _____ Your birth date _____

Social Security No. _____ OR State driver's license or ID# _____

Only the last 4 digits are needed, except Hawaii, New Mexico, South Carolina, Tennessee, and Virginia.
2. **What is your address in the State or territory where you registered to vote?**

Your voting materials will not be sent to this address.

Street (No P.O. box) _____ Apt. # _____

City, town, village _____ County _____

State _____ ZIP _____
3. **Where are you now? You MUST give us your CURRENT contact information**

Your current address _____ If your mailing address is different, fill it in here: _____

Contact information so election officials can reach you if there is a problem with your request.

Email _____

Alternate email _____

Phone: Give full number, including country, city codes, not DSN _____

Fax: Give full number, including country, city codes, not DSN _____
4. **What are your voting preferences?**

How do you want to receive your ballot from your election office?

Email or online

Mail

Fax

Your political party for primary elections _____
5. **What other additional information or State requirements must you provide?**

These States and territories need more information (Alabama, Alaska, Arizona, Puerto Rico, South Dakota, Vermont, Virginia, and Wisconsin). See the *Voting Assistance Guide* online at www.fvap.gov/vao/vag.
6. **You MUST read this statement and sign under penalty of perjury:**

I swear or affirm, under penalty of perjury, that:

 - The information on this form is true, accurate, and complete to the best of my knowledge. I understand that a material misstatement of fact in completion of this document may constitute grounds for conviction of perjury.
 - I am a U.S. citizen, am at least 18 years of age (or will be by the day of election), eligible to vote in the requested jurisdiction, and
 - I am not disqualified to vote due to having been convicted of a felony or other disqualifying offense, nor have I been adjudicated mentally incompetent; or if so, my voting rights have been reinstated; and
 - I am not registering, requesting a ballot, or voting in any other jurisdiction in the United States, except the jurisdiction cited in this voting form.
 - In voting, I have marked and sealed my ballot in private and I have not allowed any person to observe the marking of this ballot, except those authorized to assist voters under State and Federal law.

Sign here: X _____ Today's date _____

This information is for official use only. Any unauthorized release may be punishable by law. Previous editions of this form are obsolete. Standard Form 186 (Rev. 09-2016), OMB No. 0704-0000

<

Sections Combined

Sections 1 and 2 were combined into a single introductory section.

2. Federal Write-In Absentee Ballot

Prototype FWAB Version 6, Based on FVAP Feedback

Backup Ballot

Federal Write-In Absentee Ballot (FWAB)

Use this *Backup Ballot* if you do not receive an absentee ballot from your State 30 days before the election. The *Backup Ballot* can be used to vote for federal offices. Legal residents of American Samoa, Guam, Puerto Rico, and the U.S. Virgin Islands may vote for all federal offices in the primary election, but only Delegate or Resident Commissioner in the general election. State laws vary about using it for other elections like Governor or Mayor. Learn more online at [FVAP.gov](http://fvap.gov).

Write in the name or political party of the candidates you choose.

Do NOT write your name or Social Security Number on the ballot.

To find out more about specific candidates and races in the upcoming election, go to www.fvap.gov.

Candidates for federal offices

President and Vice President

U.S. Senator

U.S. Representative, Delegate, or Resident Commissioner to Congress

Candidates for non-Federal offices

Include additional pages, if necessary.

Office	Candidate name	Political party

Ballot initiatives

Include additional pages, if necessary.

Standard Form 186 (Rev. 09-2016), OMB No. 0704-0000

<

Instruction Move

Ballot instructions were consolidated at the top of the page.

Official Ballot

For Your Federal Write-In Absentee Ballot


Private

Fold your ballot and keep it private. Put it into the envelope.

2. Federal Write-In Absentee Ballot

Prototype FWAB Version 6, Based on FVAP Feedback

If you are voting:



Before you seal this envelope:

1. Sign your *Voter Information* form.
2. Put both the form and the ballot inside this envelope.
3. Write your name and mailing address on the front, then fill in the address of your election office.
The address can be found online at FVAP.gov.

For election office:

Inside is a Backup Ballot. It is an official Federal Write-In Absentee Ballot authorized by 42 U.S.C. 1973 ff-2.

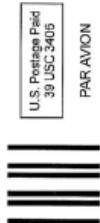

If you have questions about it, contact your State officials.

↓ REMOVE TAPE ON REVERSE AND FOLD HERE TO SEAL ↓

From
Fill in your name and full current mailing address:

International airmail postage is required if not mailed in the U.S. Postal Service, APO/FPO/DPO system or diplomatic pouch.

I have enclosed my ballot for the _____ **election**
MM/YY

OFFICIAL ABSENTEE BALLOTING MATERIAL – FIRST CLASS MAIL

NO POSTAGE NECESSARY IN THE U.S. MAIL – DMN 703.0

To
fill in the address of your election office. The address can be found online at FVAP.gov.

2. Federal Write-In Absentee Ballot

Prototype FWAB Created by FVAP and Submitted for Public Comment

You can vote wherever you are.

If you do not receive your absentee ballot from your State 30 days before the election (or sooner if necessary), use this ballot as a backup. If you send this ballot in and then later receive your State's ballot, you should fill out and return your State ballot as well. Officials will count only one ballot.

All States and territories accept this ballot to vote for federal offices (for instance, President or U.S. Senator), but State laws vary about using it for other elections. Some States allow this form to be used for voter registration. To learn about your State's rules, see the *Voting Assistance Guide*. It has everything you need to know about absentee voting in all States, territories and the District of Columbia. To read the *Guide*, either go to www.fvap.gov/vao/vag or ask your Voting Assistance Officer for a copy.

This form is for you if you are:

- On active duty in the Uniformed Services or Merchant Marine
- An eligible spouse or dependent
- On active duty in the National Guard under State orders (some States only)
- A U.S. citizen living outside the U.S.

1. Carefully fill out your Voter Information form and Backup Ballot.

Print clearly in black ink.

2. Be sure to sign the Voter Information form.

DO NOT sign your ballot or include any personal information. Keep your ballot anonymous.

3. Remove the adhesive liner from the top and sides of your ballot. Fold and seal tightly.

If you require additional pages for candidates or ballot initiatives, photocopy the ballot page and fill in the necessary information. Fold and seal extra pages inside the official ballot.

4. Assemble your documents for mailing.

Put your ballot and *Voter Information* form into the envelope.

Write your name and mailing address on the front, then fill in the address of your election office. The address can be found online at FVAP.gov. All States accept this form by mail, but vary on email and fax. See your State's rules in the *Voting Assistance Guide* online at FVAP.gov.

Questions? Email vote@fvap.gov

Agency Disclosure Statement

The public reporting burden for this collection of information is estimated to average 15 minutes per response, including time to review instructions, gathering and maintaining the data needed, and completing and reviewing the collection of information. Send comments regarding this burden estimate or any other aspect of this collection of information, including suggestions for reducing the burden to: Department of Defense, Washington Headquarters Services, Executive Services Directorate, Information Management Division, 4800 Mark Center Dr., East Tower, Suite 02G09, Alexandria, VA 22350-3100. [OMB Control #0704-0503]. Respondents should be aware that notwithstanding any other provision of law, no person shall be subject to any penalty for failing to comply with a collection of information if it does not display a currently valid OMB control number. DO NOT RETURN YOUR FORM TO THE ADDRESS ABOVE.

Privacy Act Statement

Authority: The authority to collect your personal information on this form comes from 52 U.S.C. § 20301, "Uniformed and Overseas Citizens Absentee Voting Act (UOCAVA)."

Principal purpose: This form serves as an application for registration and/or request an absentee ballot for all persons covered by UOCAVA.

Routine use(s): There is no retention of this information by the Federal government. Completed forms are sent by you to an appropriate State election official.

Disclosure: Your disclosure of personal information is voluntary. However, failure to provide the requested personal information may keep the pertinent jurisdiction from processing this request and may prevent you from voting absentee.

<

Font Size

FVAP increased the font size throughout the form.

Voter Information

Federal Write-In Absentee Ballot (FWAB)

Yes Fill out this form and the Backup Ballot. Send them both in.

No — You must register and request an absentee ballot before filling out the Backup Ballot for: AL, AS, AR, CT, FL, GU, HI, ID, IL, IN, IA, KS, LA, MI, NH, NJ, NM, NY, PA, PR, RI, TX, VT, WV, WY. If your State is listed, go online to complete a Federal Post Card Application (FPCA) at FVAP.gov.

— If your State is not listed, send in this form and the Backup Ballot.

1. Who are you?

I am on active duty in the Uniformed Services or Merchant Marine - OR - I am an eligible spouse or dependent.

I am an activated National Guard member on State orders.

I am a U.S. citizen living outside the country, and I intend to return.

I am a U.S. citizen living outside the country, and my return is uncertain.

I am a U.S. citizen living outside the country, and I have never lived in the U.S.

First name	Suffix (Sr., Jr., II)
Middle name	Previous names (if needed)
Last name	Birth date (MM/DD/YYYY) / /
Social Security Number	- OR - Driver's license or State ID

Only the last 4 digits are needed, except for Hawaii, New Mexico, South Carolina, Tennessee, and Virginia.

2. What is your address in the State or territory where you are registered to vote?

Your voting materials will not be sent to this address.

Street (Not P.O. box)	Apt. Number
City, town, village	County
State	ZIP

3. Where are you now? You must give your current contact information to receive your voting materials.

Your current address. If your mailing address is different, fill it in here.

Contact information:	Email	→
So election officials can reach you if there is a problem with your request.	Alternate email	→
	Phone: Include country and area codes. Not DSN.	→
	Fax: Include country and area codes. Not DSN.	→

4. What is your voting preference?

How do you want to receive your ballot from your election office?

Email or online

Mail

Fax

Your political party for primary elections.

5. What additional information or State requirements must you provide?

These following need more information: Alabama, Alaska, Arizona, Puerto Rico, South Dakota, Vermont, Virginia, and Wisconsin. See the *Voting Assistance Guide* online at www.fvap.gov/vao/vag.

6. You must read and sign this statement.

I swear or affirm, under penalty of perjury, that:

- The information on this form is true, accurate, and complete to the best of my knowledge. I understand that a material misstatement of fact in completion of this document may constitute grounds for conviction of perjury.
- I am a U.S. citizen, am at least 18 years of age (or will be by the day of election), eligible to vote in the requested jurisdiction, and
- I am not disqualified to vote due to having been convicted of a felony or other disqualifying offense, nor have I been adjudicated mentally incompetent; or if so, my voting rights have been reinstated; and
- I am not registering, requesting a ballot, or voting in any other jurisdiction in the United States, except the jurisdiction cited in this voting form.

Sign here **X** Today's date / /

This information is for official use only. Any unauthorized release may be punishable by law. Previous editions are obsolete. Standard Form 76 (Rev. 09-2016), OMB No. 0704-0502

<

Form Layout

Layout was adjusted to ensure consistency of formatting for lines, text boxes, and spacing.

2. Federal Write-In Absentee Ballot

Prototype FWAB Created by FVAP and Submitted for Public Comment

Backup Ballot
Federal Write-In Absentee Ballot (FWAB)

To find out more about specific candidates and races in the upcoming election, go to www.fvap.gov.

Instructions

Use this Backup Ballot if you do not receive an absentee ballot from your State 30 days before the election. The Backup Ballot can be used to vote for federal offices. Legal residents of American Samoa, Guam, Puerto Rico, and the U.S. Virgin Islands may vote for all federal offices in the primary election, but only Delegate or Resident Commissioner in the general election. State laws vary about using it for other elections like Governor or Mayor. Learn more online at FVAP.gov.

Write in the name or political party of the candidates you choose.
DO NOT write your name or Social Security Number on the ballot.

Candidates for federal offices		
President and Vice President		
U.S. Senator		
U. S. Representative, Delegate, or Resident Commissioner to Congress		
Candidates for non-federal offices		
Office	Candidate name	Political Party

Ballot initiatives

Standard Form 150 (Rev. 09 2016), OMB No. 0704-0502

Official Ballot
Federal Write-In Absentee Ballot

Private

Fold your ballot and keep it private. Put it into the envelope.

2. Federal Write-In Absentee Ballot

Prototype FWAB Created by FVAP and Submitted for Public Comment

Before you seal this envelop:

1. Sign your *Voter Information* form.
2. Put both the form and the sealed ballot inside this envelope.
3. Write your name and mailing address on the front, then fill in the address of your election office, available online at FVAP.gov.

For election officials:

This is an official Federal Write-In Absentee Ballot authorized by 52 U.S.C. § 20301.

If you have questions about it, contact your State officials.

From
(Your name and current complete military or overseas mailing address)

International airmail postage is required if not mailed in the U.S. Postal Service, APO/FPO/DPO system or diplomatic pouch.

I have enclosed my ballot for the ____/____ election.
MM YYYY

U.S. Postage Paid
39 USC 3406

PAR AVION

OFFICIAL VOTING INFORMATION MATERIAL - FIRST CLASS MAIL
No postage necessary in the U.S. Mail - DMM 703.8.0

To
(Fill in the address of your election office. The address can be found online at FVAP.gov.)

