



**Centers for Medicare & Medicaid  
Services  
CMS eXpedited Life Cycle (XLC)**

## **Medicaid and CHIP Program (MACPro)**

# **CQM 2017 - Medication Management for People with Asthma (MMA) Core Measure PRA Document**

---

**Version 1.0**

**08/29/2017**

**Document Number:** 273-QSSI-MACPro-PRA-CQM2017-MMA-D

**Contract Number:** HHSM-500-2007-00024I: HHSM-500-T0014

---

## Table of Contents

<b>1. Medication Management for People with Asthma (MMA) Screenshots .....</b>	<b>1</b>
1.1 Measurement Specifications – Path 1 .....	1
1.2 Measurement Specifications – Path 2.....	1
1.3 Data Source .....	1
1.4 Performance Measure - Path 1 – Screenshot 1 .....	2
1.5 Performance Measure - Path 1 – Screenshot 2 .....	2
1.6 Performance Measure - Path 1 – Screenshot 3 .....	3
1.7 Performance Measure - Path 2 – Screenshot 1 .....	3
1.8 Performance Measure - Path 2 – Screenshot 2 .....	4
1.9 Deviations from Measure Specifications – Screenshot 1 .....	4
1.10 Deviations from Measure Specifications – Screenshot 2 .....	5
1.11 Deviations from Measure Specifications – Screenshot 3 .....	5
1.12 Deviations from Measure Specifications – Screenshot 4 .....	6
1.13 Deviations from Measure Specifications – Screenshot 5 .....	6
1.14 Deviations from Measure Specifications – Screenshot 6 .....	7
1.15 Optional Measure Stratification – Screenshot 1 .....	7
1.16 Optional Measure Stratification – Screenshot 2 .....	8
<b>Appendix A: Acronyms.....</b>	<b>9</b>

## List of Figures

Figure 1: Measurement Specifications – Path 1 .....	1
Figure 2: Measurement Specifications – Path 2.....	1
Figure 3 : Data Source .....	1
Figure 4: Performance Measure - Path 1 – Screenshot 1 .....	2
Figure 5: Performance Measure - Path 1 – Screenshot 2 .....	2
Figure 6: Performance Measure - Path 1 – Screenshot 3 .....	3
Figure 7: Performance Measure - Path 2 – Screenshot 1 .....	3
Figure 8: Performance Measure - Path 2 – Screenshot 2 .....	4
Figure 9: Deviations from Measure Specifications – Screenshot 1 .....	4
Figure 10: Deviations from Measure Specifications – Screenshot 2 .....	5
Figure 11: Deviations from Measure Specifications – Screenshot 3 .....	5
Figure 12: Deviations from Measure Specifications – Screenshot 4 .....	6

Figure 13: Deviations from Measure Specifications – Screenshot 5 .....	6
Figure 14 : Deviations from Measure Specifications – Screenshot 6 .....	7
Figure 15 : Optional Measure Stratification – Screenshot 1 .....	7
Figure 16: Optional Measure Stratification – Screenshot 2 .....	8

## List of Tables

**No table of figures entries found.**

# 1. Medication Management for People with Asthma (MMA) Screenshots

## 1.1 Measurement Specifications – Path 1

**Measurement Specification**

National Committee for Quality Assurance (NCQA) / Healthcare Effectiveness Data and Information Set (HEDIS)
  Other

Specify version of HEDIS used \*  
 Select Year

Figure 1: Measurement Specifications – Path 1

## 1.2 Measurement Specifications – Path 2

**Measurement Specification**

National Committee for Quality Assurance (NCQA) / Healthcare Effectiveness Data and Information Set (HEDIS)
  Other

Explain \*

Figure 2: Measurement Specifications – Path 2

## 1.3 Data Source

**Data Source**

Administrative Data
  Other

From where is the Administrative Data coming?  
 Must select one or more

Medical Management Information System (MMIS)
  Other

Specify \*

Specify \*

Figure 3 : Data Source

# 1.4 Performance Measure - Path 1 – Screenshot 1

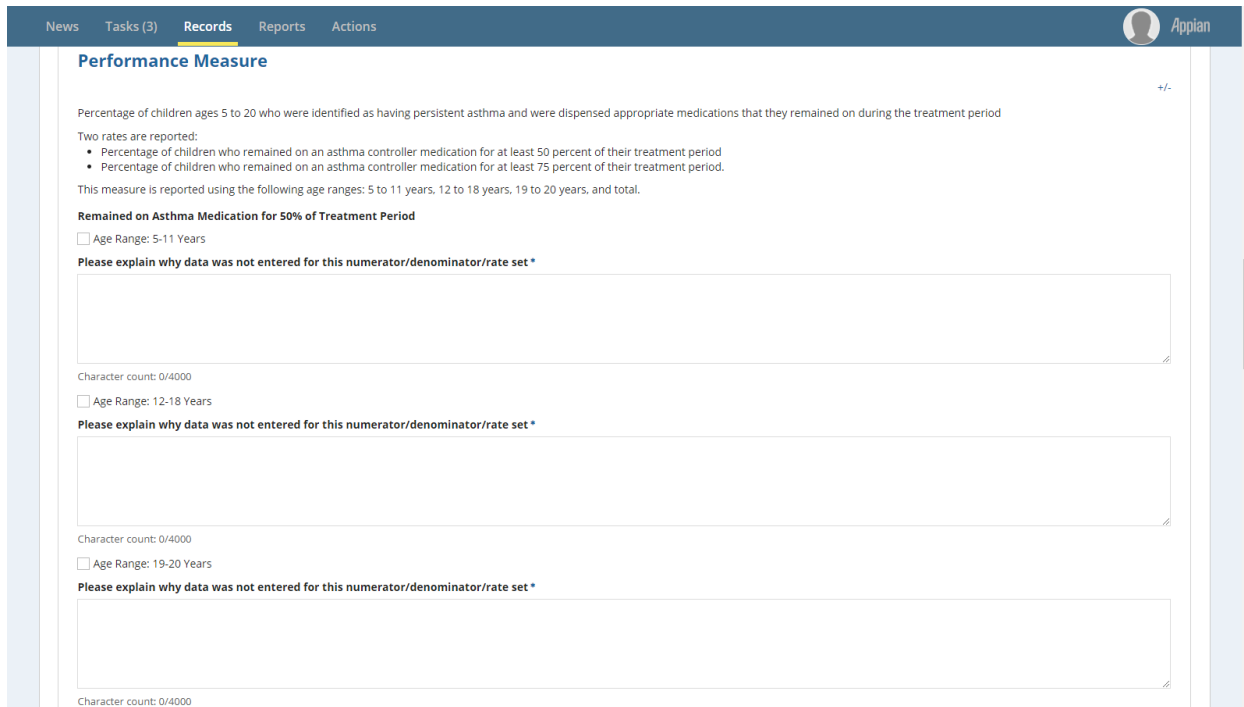


Figure 4: Performance Measure - Path 1 – Screenshot 1

# 1.5 Performance Measure - Path 1 – Screenshot 2

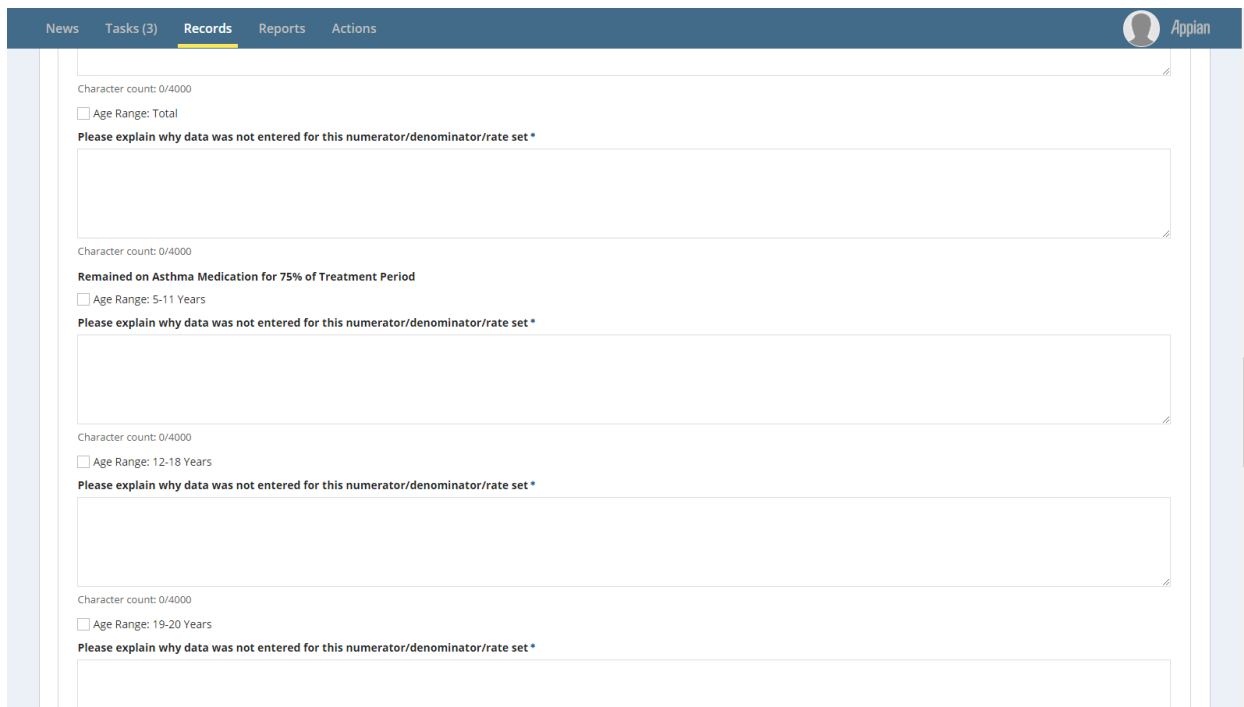


Figure 5: Performance Measure - Path 1 – Screenshot 2

## 1.6 Performance Measure - Path 1 – Screenshot 3

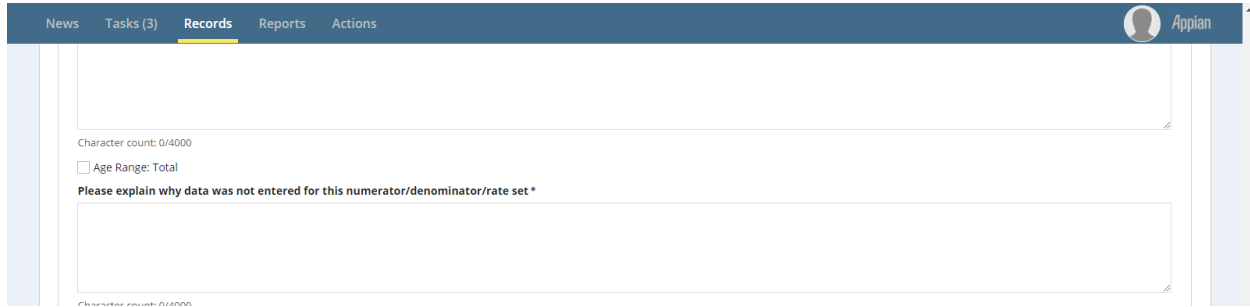


Figure 6: Performance Measure - Path 1 – Screenshot 3

## 1.7 Performance Measure - Path 2 – Screenshot 1

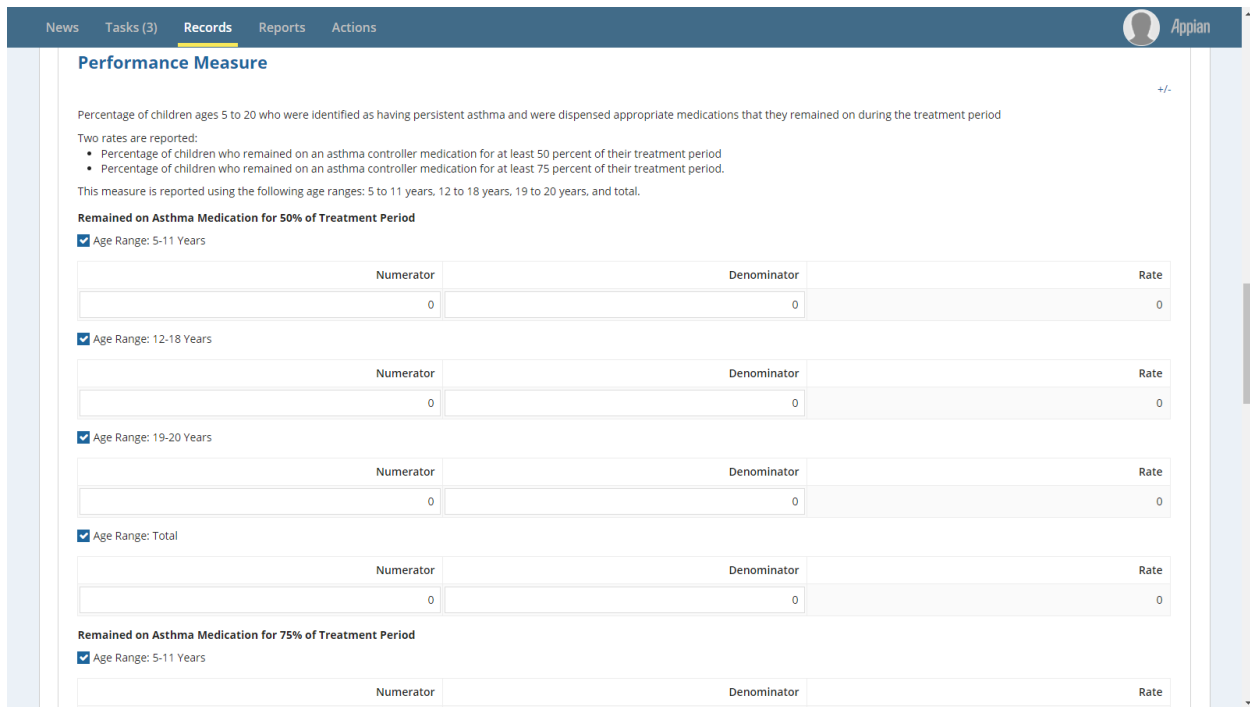


Figure 7: Performance Measure - Path 2 – Screenshot 1

## 1.8 Performance Measure - Path 2 – Screenshot 2

	Numerator	Denominator	Rate
	0	0	0
<input checked="" type="checkbox"/> Age Range: 12-18 Years			
	0	0	0
<input checked="" type="checkbox"/> Age Range: 19-20 Years			
	0	0	0
<input checked="" type="checkbox"/> Age Range: Total			
	0	0	0

Figure 8: Performance Measure - Path 2 – Screenshot 2

## 1.9 Deviations from Measure Specifications – Screenshot 1

**Deviations from Measure Specifications**

Did your calculation of the measure deviate from the measure specification in any way? \*

Yes  
 No

Please select and explain the deviation(s)

Remained on Asthma Medication for 50% of Treatment Period

**Age Range: 5-11 Years**

Numerator Explain \*

Denominator Explain \*

Other Explain \*

**Age Range: 12-18 Years**

Numerator Explain \*

Figure 9: Deviations from Measure Specifications – Screenshot 1

## 1.10 Deviations from Measure Specifications – Screenshot 2

News Tasks (3) **Records** Reports Actions

Appian

Denominator

Explain \*

Other

Explain \*

Age Range: 19-20 Years

Numerator

Explain \*

Denominator

Explain \*

Other

Explain \*

Figure 10: Deviations from Measure Specifications – Screenshot 2

## 1.11 Deviations from Measure Specifications – Screenshot 3

News Tasks (3) **Records** Reports Actions

Appian

Age Range: Total

Numerator

Explain \*

Denominator

Explain \*

Other

Explain \*

Remained on Asthma Medication for 75% of Treatment Period

Age Range: 5-11 Years

Numerator

Explain \*

Figure 11: Deviations from Measure Specifications – Screenshot 3



## 1.12 Deviations from Measure Specifications – Screenshot 4

News Tasks (3) **Records** Reports Actions

Appian

- Denominator Explain \*
- Other Explain \*
- Age Range: 12-18 Years
  - Numerator Explain \*
- Denominator Explain \*
- Other Explain \*

Figure 12: Deviations from Measure Specifications – Screenshot 4

## 1.13 Deviations from Measure Specifications – Screenshot 5

News Tasks (3) **Records** Reports Actions

Appian

- Age Range: 19-20 Years
  - Numerator Explain \*
- Denominator Explain \*
- Other Explain \*
- Age Range: Total
  - Numerator Explain \*
- Denominator Explain \*

Figure 13: Deviations from Measure Specifications – Screenshot 5

## 1.14 Deviations from Measure Specifications – Screenshot 6

The screenshot shows a navigation bar with 'News', 'Tasks (3)', 'Records', 'Reports', and 'Actions'. A user profile for 'Applan' is visible in the top right. The main content area contains a form with a checked checkbox labeled 'Other' and a large text input field labeled 'Explain \*'.

Figure 14 : Deviations from Measure Specifications – Screenshot 6

## 1.15 Optional Measure Stratification – Screenshot 1

Note: Same N/D/R sets are displayed under each of the stratification categories

The screenshot displays the 'Optional Measure Stratification' section. It includes instructions: 'If this measure is also reported by additional classifications/sub-categories, e.g. racial, ethnic, sex, language, disability status, or geography, complete the following as applicable.' Below this, 'Check all that apply' is checked, with 'Race (Non-Hispanic)' and 'White' selected. Two tables are shown, one for 50% and one for 75% of the treatment period. Each table has the following structure:

Classification/Sub-category	Numerator	Denominator	Rate	
Age Range: 5-11 Years	0	0	0	Clear Row
Age Range: 12-18 Years	0	0	0	Clear Row
Age Range: 19-20 Years	0	0	0	Clear Row
Age Range: Total	0	0	0	Clear Row

Additional/Alternative Classification/Sub-category

Figure 15 : Optional Measure Stratification – Screenshot 1

## 1.16 Optional Measure Stratification – Screenshot 2

The screenshot displays the CMS XLC interface for optional measure stratification. At the top, there is a navigation bar with tabs for 'News', 'Tasks (3)', 'Records', 'Reports', and 'Actions'. The 'Records' tab is active. Below the navigation bar, there is a header area with 'Age Range: Total' and a 'Row' indicator showing '0'. The main content area is titled '+ Additional/Alternative Classification/Sub-category' and contains several sections of stratification options, each with a checked checkbox:

- Ethnicity
  - Black or African American
  - American Indian or Alaska Native
  - Asian
  - Native Hawaiian or Other Pacific Islander
  - + Additional Race(s)
  - Hispanic or Latino
  - Not Hispanic or Latino
  - + Additional Ethnicity(ies)
- Sex
  - Male
  - Female
- Primary Spoken Language
  - English
  - Spanish
  - + Additional Primary Spoken Language(s)
- Disability Status
  - SSI
  - Non-SSI
  - + Additional Disability Status(es)
- Geography
  - Urban
  - Rural
  - + Additional Geographies

At the bottom left of the main content area, there is a link for 'Report Documents'. At the bottom right, there is a '+/-' icon.

Figure 16: Optional Measure Stratification – Screenshot 2

## Appendix A: Acronyms

Table 1: Acronyms

Acronym	Definition
<b>CQM</b>	Child Quality Measures
<b>PRA</b>	Paperwork Reduction Act of 1995