



**Centers for Medicare & Medicaid
Services
CMS eXpedited Life Cycle (XLC)**

Medicaid and CHIP Program (MACPro)

**CQM 2017 - Live Births Weighing Less Than 2,500
Grams (LBW) Core Measure PRA Document**

**Version 1.0
08/29/2017**

Document Number: 302-QSSI-MACPro-PRA-CQM2017-LBW-D

Contract Number: HHSM-500-2007-00024I: HHSM-500-T0014

Table of Contents

- 1. Live Births Weighing Less Than 2,500 Grams (LBW) Screenshots 1**
 - 1.1 Measurement Specifications – Path 1 1
 - 1.2 Measurement Specifications – Path 2..... 1
 - 1.3 Data Source 1
 - 1.4 Performance Measure..... 2
 - 1.5 Deviations from Measure Specifications 2
 - 1.6 Optional Measure Stratification – Screenshot 1 3
 - 1.7 Optional Measure Stratification – Screenshot 2 4
- Appendix A: Acronyms..... 5**

List of Figures

- Figure 1: Measurement Specifications – Path 1 1
- Figure 2: Measurement Specifications – Path 2..... 1
- Figure 3 : Data Source 1
- Figure 4: Performance Measure..... 2
- Figure 5: Deviations from Measure Specifications 2
- Figure 6: Optional Measure Stratification – Screenshot 1 3
- Figure 7: Optional Measure Stratification – Screenshot 2 4

List of Tables

No table of figures entries found.

1. Live Births Weighing Less Than 2,500 Grams (LBW) Screenshots

1.1 Measurement Specifications – Path 1



Figure 1: Measurement Specifications – Path 1

1.2 Measurement Specifications – Path 2

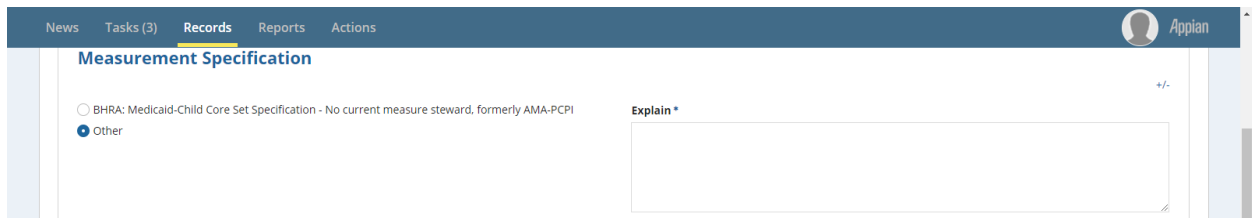


Figure 2: Measurement Specifications – Path 2

1.3 Data Source

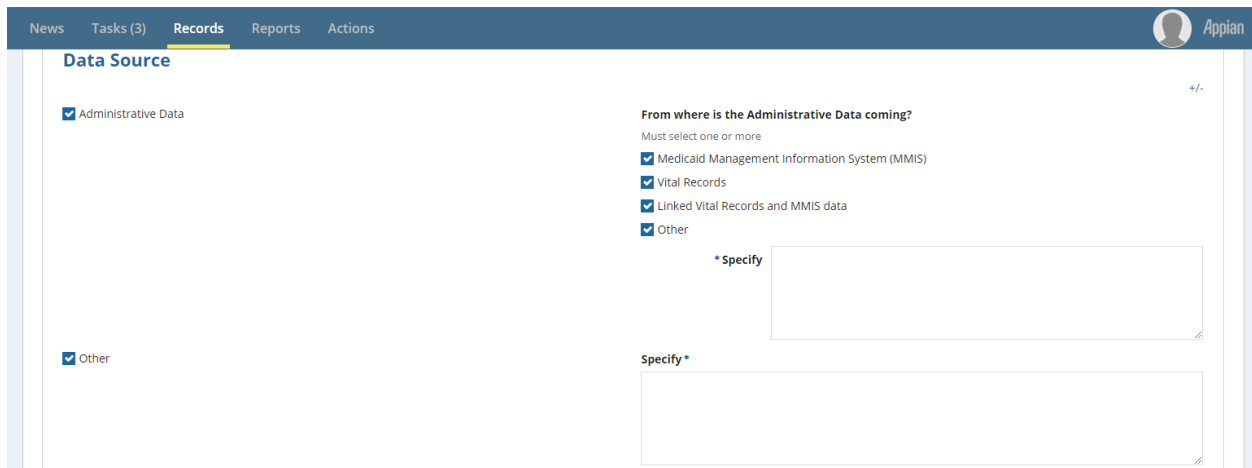


Figure 3 : Data Source

1.4 Performance Measure

The screenshot shows the 'Performance Measure' form. At the top, there is a navigation bar with 'News', 'Tasks (3)', 'Records' (highlighted), 'Reports', and 'Actions'. A user profile icon and the name 'Appian' are in the top right. The main heading is 'Performance Measure' with a '+/-' icon. Below the heading is a description: 'Percentage of live births that weighed less than 2,500 grams in the state during the reporting period.' A note says: 'Enter rate values to one decimal place (XX.X). If your rate ends in .0, note that the .0 will not be retained on the screen and the whole number will be displayed instead.' The form contains three input fields: 'Numerator' with the value '0', 'Denominator' with the value '0', and 'Rate' with the value '0'. The 'Rate' field is highlighted with a red border.

Figure 4: Performance Measure

1.5 Deviations from Measure Specifications


The screenshot shows the 'Deviations from Measure Specifications' form. At the top, there is a navigation bar with 'News', 'Tasks (3)', 'Records' (highlighted), 'Reports', and 'Actions'. A user profile icon and the name 'Appian' are in the top right. The main heading is 'Deviations from Measure Specifications' with a '+/-' icon. Below the heading is a question: 'Did your calculation of the measure deviate from the measure specification in any way? *'. There are two radio button options: 'Yes' (selected) and 'No'. Below this is the instruction: 'Please select and explain the deviation(s)'. Underneath, it says 'As per the measure specifications'. There are three checked checkboxes: 'Numerator', 'Denominator', and 'Other'. To the right of each checked checkbox is a text area labeled 'Explain *' for providing details on the deviation.

Figure 5: Deviations from Measure Specifications

1.6 Optional Measure Stratification – Screenshot 1

Note: Same N/D/R sets are displayed under each of the stratification categories

News Tasks (3) **Records** Reports Actions

 /Appian

Optional Measure Stratification +/-

If this measure is also reported by additional classifications/sub-categories, e.g. racial, ethnic, sex, language, disability status, or geography, complete the following as applicable.

Enter rate values to one decimal place (XX.X). If your rate ends in .0, note that the .0 will not be retained on the screen and the whole number will be displayed instead.

Check all that apply

- Race (Non-Hispanic)
 - White

Classification/Sub-category	Numerator	Denominator	Rate	
As per the measure specifications	0	0	0	Clear Row


+ Additional/Alternative Classification/Sub-category

- Black or African American
- American Indian or Alaska Native
- Asian
- Native Hawaiian or Other Pacific Islander
- + Additional Race(s)
- Ethnicity
 - Hispanic or Latino
 - Not Hispanic or Latino
 - + Additional Ethnicity(ies)
- Sex
 - Male
 - Female
- Primary Spoken Language
 - English
 - Spanish
 - + Additional Primary Spoken Language(s)
- Disability Status
 - SSI
 - Non-SSI
 - + Additional Disability Status(es)

Figure 6: Optional Measure Stratification – Screenshot 1

1.7 Optional Measure Stratification – Screenshot 2

News Tasks (3) Records Reports Actions

 Appian

+ Additional Primary Spoken Language(s)

Disability Status

- SSI
- Non-SSI

+ Additional Disability Status(es)

Geography

- Urban
- Rural

+ Additional Geographies

Report Documents +/-

Saved Documents

- Maximum documents that can be uploaded for this report: 84
- Maximum file size : 2MB
- Valid file extensions: pdf; ppt; doc; docx; xls; xlsx; pptx

<input type="checkbox"/>	Name	Description	Date Created	Updated By	Size	Type
No items available						

UPLOAD

DELETE DOCUMENT(S)
SAVE DOCUMENT(S)

Would you like to validate the core measure data at this time?

Yes No

(Note: While the measure does not need to be validated at this time in order to proceed, each measure must be validated for the measure to be marked as 'complete' and before the report can be submitted to CMS).

Warning: Any field containing more than 4000 characters will be truncated when saved.

PRA Disclosure Statement: According to the Paperwork Reduction Act of 1995, no persons are required to respond to a collection of information unless it displays a valid OMB control number. The valid OMB control number for this information collection is 0938-1188. The time required to complete this information collection is estimated to average 40 hours per response, including the time to review instructions, search existing data resources, gather the data needed, and complete and review the information collection. If you have comments concerning the accuracy of the time estimate(s) or suggestions for improving this form, please write to: CMS, 7500 Security Boulevard, Attn: PRA Reports Clearance Officer, Mail Stop C4-26-05, Baltimore, Maryland 21244-1850.

CANCEL
SAVE
GO TO PREVIOUS MEASURE
GO TO ADMIN SCREEN

Figure 7: Optional Measure Stratification – Screenshot 2

Appendix A: Acronyms

Table 1: Acronyms

Acronym	Definition
CQM	Child Quality Measures
PRA	Paperwork Reduction Act of 1995