

Welcome to our study! Thank you for participating in our research.

We are interested in how people interpret different terms.

On the next few pages you will be asked to provide ratings for different terms, rate how the terms compare to each other, and then answer some questions about yourself.

This is a survey for the US Bureau of Labor Statistics. This voluntary study is being collected by the Bureau of Labor Statistics under OMB Control No. 1220-0141. Persons are not required to respond to the collection of information unless it displays a currently valid OMB control number. This survey will take no more than 20 minutes to complete. Your participation is voluntary and you have the right to stop at any time.

This survey is being administered by SurveyMonkey and resides on a server outside of the BLS Domain. The BLS cannot guarantee the protection of survey responses and advises against the inclusion of sensitive personal information in any response. By proceeding with this study, you give your consent to participate in this study.

For the first task, you will read a series of terms that are commonly used to indicate "how much" of something each term represents.

For example, in thinking about usefulness, you could find a product to be "the least useful" or "the most useful."

We are interested in your perception of "how much" each of the terms represent.

Using the slider on the following page, please assign a value to each of the terms, where:

0 means "the least you can imagine," and
100 means "the most you can imagine."


How much do each of the terms represent?

Using the sliders below, please assign a value to each of the terms, where:

- **0** means "the least you can imagine," and
- **100** means "the most you can imagine."


Extremely

0 100

A horizontal slider bar with a circular knob at the 0 position. The number 0 is on the left and 100 is on the right. To the right of the bar is a small empty square box for input.


Not at all

0 100

A horizontal slider bar with a circular knob at the 0 position. The number 0 is on the left and 100 is on the right. To the right of the bar is a small empty square box for input.


Somewhat

0 100

A horizontal slider bar with a circular knob at the 0 position. The number 0 is on the left and 100 is on the right. To the right of the bar is a small empty square box for input.


Fairly

0 100

A horizontal slider bar with a circular knob at the 0 position. The number 0 is on the left and 100 is on the right. To the right of the bar is a small empty square box for input.


Highly

0 100

A horizontal slider bar with a circular knob at the 0 position. The number 0 is on the left and 100 is on the right. To the right of the bar is a small empty square box for input.

Moderately

0 100

A horizontal slider bar with a circular knob at the 0 position. The number 0 is on the left and 100 is on the right. To the right of the bar is a small empty square box for input.

Quite

0 100

A horizontal slider bar with a circle at 0 and a square at 100. The bar is light gray with a darker gray track. The circle is positioned at the far left, and the square is at the far right.

Quite a bit

0 100

A horizontal slider bar with a circle at 0 and a square at 100. The bar is light gray with a darker gray track. The circle is positioned at the far left, and the square is at the far right.

Slightly

0 100

A horizontal slider bar with a circle at 0 and a square at 100. The bar is light gray with a darker gray track. The circle is positioned at the far left, and the square is at the far right.

Strongly

0 100

A horizontal slider bar with a circle at 0 and a square at 100. The bar is light gray with a darker gray track. The circle is positioned at the far left, and the square is at the far right.

Very

0 100

A horizontal slider bar with a circle at 0 and a square at 100. The bar is light gray with a darker gray track. The circle is positioned at the far left, and the square is at the far right.

Very much

0 100

A horizontal slider bar with a circle at 0 and a square at 100. The bar is light gray with a darker gray track. The circle is positioned at the far left, and the square is at the far right.

Completely

0 100

A horizontal slider bar with a circle at 0 and a square at 100. The bar is light gray with a darker gray track. The circle is positioned at the far left, and the square is at the far right.

Reasonably

0 100

A horizontal slider bar with a circle at 0 and a square at 100. The bar is light gray with a darker gray track. The circle is positioned at the far left, and the square is at the far right.

Mildly

0 100




A little

0 100




Not very

0 100



Very little

0 100



Next, we are interested in your perception of the amount or level of "quality" each of the following terms represent.

For example, you could find a product to be "the worst" or "the best" you could imagine.

Using the sliders on the following page, please assign a percentage to each of the terms, where:

0 means "the worst you can imagine," and
100 means "the best you can imagine."


What level of quality does each term represent?

Using the sliders below, please assign a percentage to each of the terms, where:

- **0** means "the worst you can imagine," and
- **100** means "the best you can imagine."


Average

0 100

A horizontal slider bar with a circular knob at the 0 position. The number '0' is at the left end and '100' is at the right end. To the right of the bar is a small empty square box for input.


Bad

0 100

A horizontal slider bar with a circular knob at the 0 position. The number '0' is at the left end and '100' is at the right end. To the right of the bar is a small empty square box for input.


Excellent

0 100

A horizontal slider bar with a circular knob at the 0 position. The number '0' is at the left end and '100' is at the right end. To the right of the bar is a small empty square box for input.


Fair

0 100

A horizontal slider bar with a circular knob at the 0 position. The number '0' is at the left end and '100' is at the right end. To the right of the bar is a small empty square box for input.


Favorable

0 100

A horizontal slider bar with a circular knob at the 0 position. The number '0' is at the left end and '100' is at the right end. To the right of the bar is a small empty square box for input.

Fine

0 100

A horizontal slider bar with a circular knob at the 0 position. The number '0' is at the left end and '100' is at the right end. To the right of the bar is a small empty square box for input.

Good

0 100

Great

0 100

Horrible

0 100

Neutral

0 100

OK

0 100

Outstanding

0 100

Poor

0 100

Satisfactory

0 100

Terrible

0 100

Finally, we are interested in your perception of the "frequency" that each of the following terms represent.

Using the sliders on the following page, please assign a percentage to each of the terms, where:

0 means "never happens," and
100 means "always happens."

What level of frequency does each term represent?

Using the sliders below, please assign a percentage to each of the terms, where:

- **0 means "never happens," and**
- **100 means "always happens."**

Continually

0 100

Fairly often

0 100


Frequently

0 100



Generally

0 100



Hardly ever

0 100




Infrequently

0 100




Less often

0 100




Most of the time

0 100




Not often

0 100



Not too often

0 100



Now and then

0 100




Occasionally

0 100




Often

0 100




Periodically

0 100




Pretty often

0 100




Quite often

0 100




Rarely

0 100



Seldom

0 100



Sometimes

0 100

A horizontal slider bar with a circle at 0 and a square at 100. The bar is light gray with a darker gray track. The circle is at the far left, and the square is at the far right.

Somewhat often

0 100

A horizontal slider bar with a circle at 0 and a square at 100. The bar is light gray with a darker gray track. The circle is at the far left, and the square is at the far right.

Usually

0 100

A horizontal slider bar with a circle at 0 and a square at 100. The bar is light gray with a darker gray track. The circle is at the far left, and the square is at the far right.

Very often

0 100

A horizontal slider bar with a circle at 0 and a square at 100. The bar is light gray with a darker gray track. The circle is at the far left, and the square is at the far right.

Next, you will look at pairs of words that represent different amounts:

- Your task is to select the word that you think suggests more, or a greater quantity.
- Some of the pairs of words may be very close in meaning.
- Please do your best to determine which of the words suggests more, or a greater quantity.

REMEMBER: go with your initial impression.

Which word suggests more, or a greater quantity?

- Completely
- Extremely

Which word suggests more, or a greater quantity?

- Highly
- Very

Which word suggests more, or a greater quantity?

- Quite a bit
- Quite

Which word suggests more, or a greater quantity?

- Quite a bit
- Very

Which word suggests more, or a greater quantity?

- Very
- Extremely

Which word suggests more, or a greater quantity?

- Quite a bit
- Moderately

Which word suggests more, or a greater quantity?

- Quite
- Fairly

Which word suggests more, or a greater quantity?

- Moderately
- Fairly

Which word suggests more, or a greater quantity?

- Moderately
- Reasonably

Which word suggests more, or a greater quantity?

- Mildly
- Somewhat

Which word suggests more, or a greater quantity?

- Mildly
- Slightly

Which word suggests more, or a greater quantity?

- Mildly
- Fairly

Which word suggests more, or a greater quantity?

- A little
- Slightly

Which word suggests more, or a greater quantity?

- Somewhat
- Fairly

Which word suggests more, or a greater quantity?

- Somewhat
- A little

Which word suggests more, or a greater quantity?

- Somewhat
- Slightly

Which word suggests more, or a greater quantity?

- Not very
- Slightly

Which word suggests more, or a greater quantity?

- Not at all
- Very little

Which word suggests more, or a greater quantity?

- Not at all
- Very little

Next, you will look at pairs of words below that represent different levels of quality:

- We are interested again in your perception of the “**level of quality**” each of the words represents compared to each other.
- Some of the pairs of words may be very close in meaning.
- Your task is to select the word that suggests **higher quality.**

REMEMBER: go with your initial impression.

Which word suggests higher quality?

- Excellent
- Outstanding

Which word suggests higher quality?

- Great
- Outstanding

Which word suggests higher quality?

- Good
- Favorable

Which word suggests higher quality?

- Average
- Good

Which word suggests higher quality?

- Average
- Satisfactory

Which word suggests higher quality?

- Fine
- Fair

Which word suggests higher quality?

- OK
- Fair

Which word suggests higher quality?

- Unacceptable
- Horrible

Which word suggests higher quality?

- Neutral
- OK

Which word suggests higher quality?

- Poor
- Bad

Which word suggests higher quality?

- Poor
- Unacceptable

Which word suggests higher quality?

- Bad
- Horrible

Which word suggests higher quality?

- Unacceptable
- Horrible

Which word suggests higher quality?

- Terrible
- Horrible

Next, you will look at pairs of words below that represent different frequencies:

- We are interested in your perception of the “frequency” each of the words represents compared to each other.
- Some of the pairs of words may be very close in meaning.
- Please do your best to determine which suggests a **greater frequency**.

REMEMBER: go with your initial impression.

Which word suggests a greater frequency?

- Always
- Continually

Which word suggests a greater frequency?

- Most of the time
- Frequently

Which word suggests a greater frequency?

- Frequently
- Fairly often

Which word suggests a greater frequency?

- Somewhat often
- Fairly often

Which word suggests a greater frequency?

- Frequently
- Often

Which word suggests a greater frequency?

- Often
- Usually

Which word suggests a greater frequency?

- Generally
- Usually

Which word suggests a greater frequency?

- Occasionally
- Not too often

Which word suggests a greater frequency?

- Occasionally
- Now and then

Which word suggests a greater frequency?

- Occasionally
- Sometimes

Which word suggests a greater frequency?

- Not often
- Seldom

Which word suggests a greater frequency?

- Not often
- Sometimes

Which word suggests a greater frequency?

- Seldom
- Hardly ever

Which word suggests a greater frequency?

- Infrequently
- Rarely

Which word suggests a greater frequency?

- Rarely
- Hardly ever

Which word suggests a greater frequency?

- Infrequently
- Hardly ever

Which word suggests a greater frequency?

- Hardly ever
- Never

Please answer the following questions about yourself.

What is your age?

What is the highest level of education you've completed?

- Less than high school
- High school diploma or GED
- Some college
- Associate degree
- Bachelor's degree
- Graduate school degree

What is your sex?

- Male
- Female
- Transgender
- Don't know
- Something else, specify:

Are you of Hispanic, Latino, or Spanish origin?

- Yes
- No

Below is a list of five race categories. Please choose one or more races that you consider yourself to be.

- White
- Black or African American
- American Indian or Alaska Native
- Asian
- Native Hawaiian or Other Pacific Islander

Do you speak a language other than English at home?

- Yes
- No

How well do you speak English?

- Very well
- Well
- Not well
- Not at all

How burdensome was it to complete this study?

- Not at all burdensome
- A little burdensome
- Moderately burdensome
- Very burdensome
- Extremely burdensome

How effortful was it to complete this study?

- Not at all effortful
- A little effortful
- Moderately effortful
- Very effortful
- Extremely effortful

How easy or difficult was it to complete this study?

- Very easy
- A little easy
- Neither easy nor difficult
- A little difficult
- Very difficult

How likely would you be to participate in this survey again?

- Not at all likely
- A little likely
- Moderately likely
- Very likely
- Extremely likely

Do you feel that the time it took you to complete the survey was less than you expected, about what you expected, or more than you expected?

- Less than I expected
- About what I expected
- More than I expected

Thank you for completing this study!

To receive payment for participating in this study, please copy the validation code shown below and paste it in the form on this page for this HIT and submit the task.

We will check that code you paste in matches our own database and then approve your payment.

Your code is: 4972.