

SIPP

Families With Children

Why Measure Families with Children?

The children of today are the leaders of tomorrow. However, they are also the most vulnerable population group in the country. Therefore, measuring and staying informed about the well-being of the nation's children is vital to ensuring the future success of the nation as a whole.

In order for the country to know what is needed—how folks are doing and where they need help—we must conduct surveys such as the Survey of Income and Program Participation (SIPP) to produce that information.

Because our country is so populous (over 300 million people), we can only survey a scientific sample of the whole population. Thus, your answers to this survey represent thousands of Americans!

Americans work hard everyday, achieving triumphs and facing struggles. By studying both our successes and setbacks, we can help our nation make informed decisions. By law, all personal information collected for this study is kept strictly confidential.

Thank you for participating in this survey, and for helping represent our nation's most important asset...

People Just Like You.



Mission and Purpose

Data from the Survey of Income and Program Participation (SIPP) are used to evaluate changes in:

- Income
- Movement into and out of government assistance programs
- Effects of our changing family and social situations for individuals and households

For more information, visit SIPP online at:

[<www.census.gov/sipp>](http://www.census.gov/sipp)



Issued August 2013



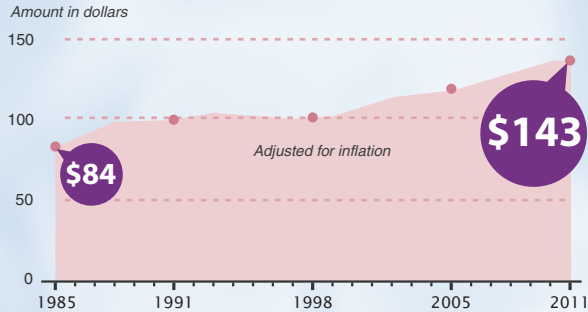
U.S. Department of Commerce
Economics and Statistics Administration
U.S. CENSUS BUREAU
census.gov

United States™
Census
Bureau

Child Care Costs

For households with children, the cost of child care is substantial.

- In 1985, the average weekly amount spent on childcare was \$84 (in 2011 dollars).
- By 2011, in comparison, the average weekly amount was \$143.



- In 2011, families below the federal poverty line spent nearly four times more on child care, as percentage of their income, than families above the poverty line.*



Percentage of income spent on child care for families below the poverty line.



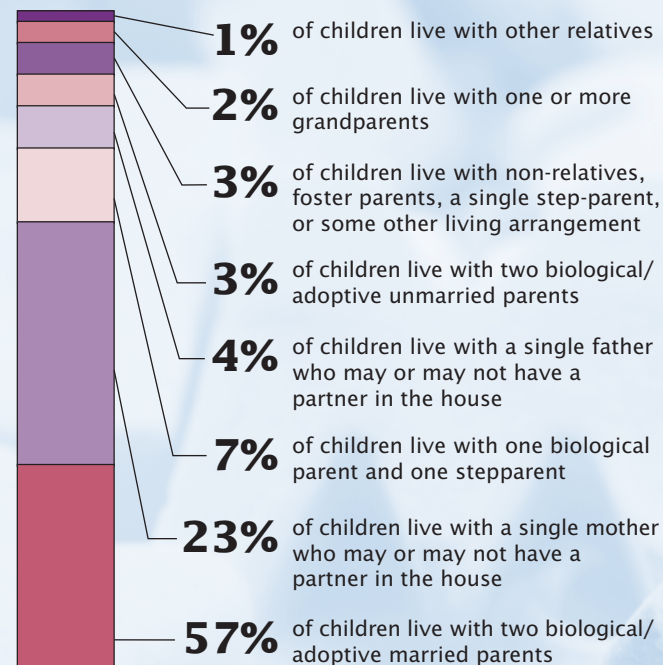
Percentage of income spent on child care for families above the poverty line.

*Source: U.S. Census Bureau, Survey of Income and Program Participation, 2013.

Children's Living Arrangements

Children today have increasingly diverse living arrangements. In 1991, 73 percent of children under age 18 lived with two parents. Whereas in 2009, 69 percent of children lived with two parents. Also, using the same 2009 data, 7.8 million children lived with at least one grandparent, up from 4.7 million in 1991.

Using SIPP data from the 2008 Panel, we've learned the following:

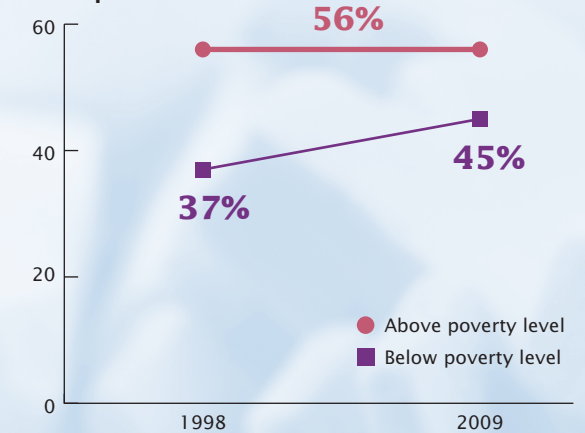


Child Well-Being

Children living above the poverty level are read to more often than children living below the poverty level.

However, over the last 11 years, the gap has narrowed during the critical development period between 1- and 2-year-old children.

Percentage of 1- and 2-year-olds read to 7 or more times per week



Source: U.S. Census Bureau, Survey of Income and Program Participation, 1996 and 2008 Panels.

