

PRA Statement:

Public reporting burden for this collection of information is estimated to average 3.5 minutes per response, including the time for reviewing instructions, searching existing data sources, gathering and maintaining the data needed, and completing and reviewing the collection of information. Send comments regarding this burden estimate or any other suggestions for reducing this burden to John Foster, NOAA Fisheries Service, 1315 East-West Hwy SSCM3 Room 12400, Silver Spring, MD 20910.

This is a voluntary survey, and responses are kept confidential as required by section 402(b) of the Magnuson- Stevens Act and NOAA Administrative Order 216-100, Confidentiality of Fisheries Statistics, and will not be released for public use except in aggregate statistical form without identification as to its source. Notwithstanding any other provisions of the law, no person is required to respond to, nor shall any person be subjected to a penalty for failure to comply with, a collection of information subject to the requirements of the Paperwork Reduction Act, unless that collection of information displays a currently valid OMB Control Number.

For-Hire Telephone Survey - Web-based Tool

FHS vessel representatives respond to the for-hire questions over the Web via the FHS Web-based tool link: <http://Quantech.com/forhire/htdocs/forhire/>

This section displays all the FHS Web-based Tool screen shots for future reference, and also presents various cases to show screen sequences and patterns.

Screen shots of the Web-based tool

This section shows the FHS Web-based tool screen that vessel representatives see while keying the fishery data.

Welcome Screen

- Vessel representative:
 - Receive a pre-defined Personal Identification Number (PIN) to complete the For-Hire Survey interview for the designed week.
- Contractor company (Quantech as of year 2008-12):
 - Mail a letter to the vessel representative who is responsible to complete and submit the fishing trip and catch information related to the identified vessel during a specific week period.

The FHS Web-based tool is located on the following link:

<http://Quantech.com/forhire/htdocs/forhire/>

FOR-HIRE SURVEY

Home

Please enter your PIN to login and begin the For-Hire Survey.

Login >>

NOAA

Quantech
Quantitative Technologies for Research and Analysis

We are currently collecting data for the week of Monday, 05/ 5 - Sunday, 05/11

Privacy statement
Need help?

Figure 7 – Login-in Web tool screen

Introduction Screen

The Introduction screen filters the vessel representatives' responses to facilitate and minimize the data collection process (see Figure 8). The screen provides five different options that determine whether the vessel respondents need to complete the survey or if the vessel information is updated.

FOR-HIRE SURVEY

Introduction Vessel Verification Trip Summary Add a Trip Help Logout

Introduction

You have logged into the For-Hire Survey for vessel.

We are currently collecting information on trips taken during the week of Monday, 05/ 5 - Sunday, 05/11.

Start the survey

I am not the contact for this vessel

Boat sold

This vessel does not do any for-hire fishing and does not have an Atlantic HMS Charter/Headboat Permit

This vessel does not do any for-hire fishing and does have an Atlantic HMS Charter/Headboat Permit

Next >>

Definitions

Atlantic HMS Charter/Headboat Permit

Highly Migratory Species permit. The owner of a charter or headboat used to fish for, take, retain or possess any Atlantic highly migratory (also known as large pelagic) species must hold an Atlantic HMS Charter/Headboat Permit.

[Need help?](#)

Figure 8 – Introduction screen

Vessel Verification Screen

On the Web-based tool, the vessel verification screen is pre-filled to facilitate the data collection process. The vessel representative reviews and updates, if applicable, the following pre-filled information (see Figure 9):

Vessel Verification

Please verify your vessel and representative information in the form below.

Vessel Information

Name

State or Coast Guard Registration Number

Port State

Does this vessel have a current Atlantic HMS Permit?
 Yes No

Are you currently operating this vessel For Hire (is this vessel currently active)?
 Yes No

Do you ever sell fish like Tunas or Sharks caught from?"
 Yes No

Representative Information

First name

Last name

Address

City

State

Zip

Phone number

Secondary phone number

Definitions

Atlantic HMS Charter Headboat Permit
 Highly Migratory Species permit. The owner of a charter or headboat used to fish for, take, retain or possess any Atlantic highly migratory (also known as large pelagic) species must hold an Atlantic HMS Charter/Headboat Permit.

[Need help?](#)

Figure 9 – Vessel verification screen

Vessel Verification Screen (continued)

The second portion of the Vessel verification screen classifies the HMS permit of the sampled vessel into four categories (see Figure 12):

FOR-HIRE SURVEY

Introduction Vessel Verification Trip Summary Add a Trip [Help](#) [Logout](#)

What category HMS permit does the vessel have?

General

Angling

Charter/Headboat

Don't Know

[Need help?](#)

Figure 10 – Vessel verification screen

Trip summary for vessel X during the sample week period Screen

This screen serves as a filter that determines whether the sampled vessel completed any fishing trip activity during the sample week period (see Figure 11). The respondent may click on:

- *Add a trip* implies that the vessel representative completed fishing activity during the sample week and will provide the information required on the following screen Add Trip.
- *No Trips Taken/Did not Fish This Week* implies that the vessel representative did not complete any fishing activity during the sample week.

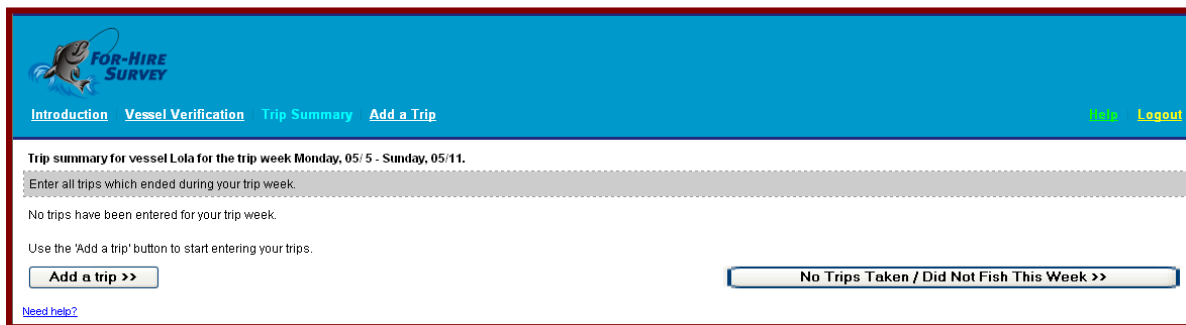


Figure 11- Vessel X number of trips screen

Add a trip Screen

This screen collects detailed information per day of fishing trip (see Figure 12). Vessel representative provides the following information:

- Start date includes a list of dates covered within the sampled two weeks.
- Start time includes a list of hours covered within the sampled dates per week.
- End date includes a list of dates covered within the sampled two weeks
- End time includes a list of hours covered within the sampled dates per week.

In this screen, the vessel representative identifies what kind of fishing trip the sampled vessel performed during the specific sample week, such as:

- For-hire Recreational Fishing Trip, or
- For-hire Recreational Fishing Trip that targeted Large Pelagic Species, or
- Private Recreational Fishing Trip (no paying passengers), or

- Private Recreational Fishing Trip targeting LPS (no paying passengers), or
- Other trip (bait, fuel, sight-seeing)

FOR-HIRE SURVEY

Introduction Vessel Verification Trip Summary Add a Trip Help Logout

Add a Trip

Please enter the trip start and end date, trip start and end time, and the type of trip taken for the trip you are adding.

Start Date: select Start Time: select End Date: select End Time: select

What kind of trip are you adding?

- For-hire Recreational Fishing Trip
- For-hire Recreational Fishing Trip targeting Large Pelagic Species (LPS)
- Private Recreational Fishing Trip (no paying passengers)
- Private Recreational Fishing Trip targeting LPS (no paying passengers)
- Other trip (bait, fuel, sight-seeing)

Next >> << Back

Definitions

- Large Pelagic Species (LPS)**
Highly migratory species (HMS) including tunas, sharks, billfish, dolphin, wahoo, amberjack or similar offshore species.
- For-Hire Recreational Fishing Trip**
Those trips taken with paying passengers.
- Private Recreational Fishing Trip**
Trips taken for fun or relaxation on this vessel but without paying passengers.
- Other trip**
Any additional trips this vessel took for bait, fuel, or sight-seeing.

Need help?

Callout 1: Start Date

- select
- Sunday, 05/11
- Saturday, 05/10
- Friday, 05/09
- Thursday, 05/08
- Wednesday, 05/07
- Tuesday, 05/06
- Monday, 05/05

Callout 2: Start Time

- select
- Sunday, 05/11
- Saturday, 05/10
- Friday, 05/09
- Thursday, 05/08
- Wednesday, 05/07
- Tuesday, 05/06
- Monday, 05/05
- Sunday, 05/04
- Saturday, 05/03
- Friday, 05/02
- Thursday, 05/01
- Wednesday, 04/30
- Tuesday, 04/29
- Monday, 04/28
- Sunday, 04/27
- Saturday, 04/26
- Friday, 04/25
- Thursday, 04/24
- Wednesday, 04/23
- Tuesday, 04/22
- Monday, 04/21

Callout 3: End Time

- select
- midnight
- 12:30 am
- 01:00 am
- 01:30 am
- 02:00 am
- 02:30 am
- 03:00 am
- 03:30 am
- 04:00 am
- 04:30 am
- 05:00 am
- 05:30 am
- 06:00 am
- 06:30 am
- 07:00 am
- 07:30 am
- 08:00 am
- 08:30 am
- 09:00 am
- 09:30 am
- 10:00 am
- 10:30 am
- 11:00 am
- 11:30 am
- noon

Figure 12 – Add vessel trips screen

Add a For-Hire trip Screen

The *Add a For-Hire Trip* screen collects detailed information of each For-Hire trip completed by the sampled vessel on a specific day of the week identified by the time period (see Figure 13). Each Vessel representative provides the:

- Start date: Pre-filled by the vessel representative in the Add a Trip screen.
- Start time: Pre-filled by the vessel representative in the Add a Trip screen.
- End date: Pre-filled by the vessel representative in the Add a Trip screen.
- End time: Pre-filled by the vessel representative in the Add a Trip screen.

The screenshot shows the 'Add a For-Hire Trip' form with the following sections and callouts:

- Navigation:** Introduction, Vessel Verification, Trip Summary, Add, Help, Logout
- Table:**

Start Date	Start Time	End Date	End Time	Trip
Sun, 05/11	12:30am	Sun, 05/11	1:30am	Fr
- State trip returned to:** Delaware (DE) [Callout: select Connecticut (CT), Delaware (DE), Massachusetts (MA), New Jersey (NJ), Rhode Island (RI), Virginia (VA), Maryland (MD), Maine (ME), New York (NY), North Carolina (NC), South Carolina (SC), New Hampshire (NH), Georgia (GA)]
- County trip returned to:** select [Callout: select Kent, New Castle, Sussex]
- Site trip returned to:** Use "private" if site is not accessible to the public. Use "other" if site is not in the list below. [Callout: select]
- Total Anglers:** select (excluding crew) [Callout: select 0, 1, 2, 3, 4, 5, 6, 7, 8, 9, 10]
- Fishing method:** Select two.
 - trolling bottom fishing
 - casting flyfishing
 - drifting chunking
 - chumming other
 - don't know refused
- Fishing area:** Select one.
 - ocean/open bay
 - sound
 - river
 - bay
 - inlet
- 2 Target species:** Use "other" if species is not in the list below.
 - select [Callout: select Private, Other, 3RYS FISHING AREA-DE SEASHORE ST PK, ADAMS WHARF, AUGUSTINE BEACH, AUGUSTINE MARSH, BANKS HARBOR MARINA, BAYVILLE MARINA RTE 54, BEACH PLUM IS. NATURE PRESERVE, BENNETTS PIER (W/O A PIER), BETHANY BEACH, BOWERS BEACH PUBLIC RAMP, BROAD CREEK BRIDGE, BROADKILL BEACH, C&D CANAL NORTH SIDE ROUTE 13 ACCESS, C&D CANAL NORTH SIDE ROUTE 9 ACCESS, C&D CANAL SOUTH SIDE, CAPE HENLOPEN ST PARK (PIER), CAPE HENLOPEN ST PARK(BS) ALONG SHORE, CAPTAIN POTTERS CHARTERS, CEDAR CREEK MARINA, CEDAR CREEK PUBLIC RAMP, CHRISTINA RIVER PUBLIC RAMP, CHURCHMAN'S ROAD BOAT RAMP, COLLIN BEACH PUBLIC RAMP, CONQUEST DR - OCEAN SIDE, DEEMERS BEACH (THE CURVE @ DEEMERS), DEL SEASHORE ST PK INDIAN RIVER INLET, DELAWARE CITY MARINA]
 - Other: [Callout: select ALBACORE, ATLANTIC BONITO (Bonito), ATLANTIC COD (Cod, Codfish), ATLANTIC CROAKER (Croaker, Hardhead), ATLANTIC MACKEREL, BIGEYE TUNA, BLACK DRUM (Bar Drum), BLACK SEA BASS (Sea Bass, Black Bass), BLACKFIN TUNA (Football), BLACKTIP SHARK, BLUE MARLIN, BLUE SHARK, BLUEFIN TUNA (Bluefin), BLUEFISH (Blue, Blues, Chopper), CREVALLE JACK (Jack Crevalle), DOLPHIN (Dolphinfish, Mahi Mahi), DUSKY SHARK, GREATER AMBERJACK (Amberjack), KING MACKEREL (King, Kingfish), LITTLE TUNNY, MACKEREL FAMILY (Mackerel), OTHER LARGE PELAGIC FISH, OTHER SPECIES, SPECIFY, RED DRUM (Redfish, Channel Bass, Spotted Bass), RED HAKE (Ling, Ling Cod), SAILFISH, SAND TIGER SHARK, SANDEAR SHARK, SCALLOPED HAMMERHEAD SHARK]

Buttons: Next >>, << Back, Cancel

Definitions:

- Total hours fished:** Time spent actively fishing with lines in the water.
- Fishing method:** The method of rod and reel fishing used on this trip. Select two.
- Target species:** The species you were planning on fishing for when you left the dock. You may only select two.

[Need help?](#)

Figure 13 – Add a for-hire trip screen

Add a Trip Screen

In *Add a Trip* screen, the vessel representative's answer indicates that the sampled vessel has an HMS permit for Anglers. For example, the vessel representative, , indicates whether the For-Hire fishing activity was completed within or equal to 3 miles from shore (see Figure 14).

Figure 14 – Add a trip screen

For-Hire questions Screen

In the *For-hire Question* screen, the vessel representative answers additional questions about the For-Hire trip (see Figure 15). For example, the vessel representative, indicates whether the For-Hire fishing activity was completed within or equal to 3 miles from shore.

Figure 15 – For-hire questions screen

For-Hire questions Screen

In the *For-hire Questions* screen, the vessel representative adds, edits, or deletes information for any For-Hire trip completed within the sampled week submitted on previous screens (see Figure 16). The screen also displays the information submitted by the vessel representative in a summary table. Once the vessel representative enters and confirms that all the For-Hire trips belong to the sampled week, the vessel representative clicks on *Survey Complete / All Trips Entered* icon to access the following screen.

The screenshot shows the 'FOR-HIRE SURVEY' interface. The navigation bar includes 'Introduction', 'Vessel Verification', 'Trip Summary', and 'Add a Trip'. A success message states 'Trip created successfully.' Below this, a trip summary for vessel 'Lola' for the week of Monday, 05/5 to Sunday, 05/11 is shown. A table lists trips for each day of the week:

Start Date	Start Time	End Date	End Time	Trip Type	Actions
Sat. 05/10	12:30am	Sun. 05/11	1:00am	Recreational	edit delete
Sunday, 05/11	: 1 Trip				
Saturday, 05/10	: 0 Trips				
Friday, 05/09	: 0 Trips				
Thursday, 05/08	: 0 Trips				
Wednesday, 05/07	: 0 Trips				
Tuesday, 05/06	: 0 Trips				
Monday, 05/05	: 0 Trips				

Buttons for 'Add a trip >>' and 'Survey Complete / All Trips Entered >>' are present. A 'Need help?' link is at the bottom left.

Figure 16 – Summary trips screen

Add a For-Hire LPS Trip

The Add a For-hire LPS Trip collects information for the Large Pelagic Survey (LPS) (see Figure 17).

The screenshot shows the 'FOR-HIRE SURVEY' interface for adding a LPS trip. The navigation bar includes 'Introduction', 'Vessel Verification', 'Trip Summary', and 'Add a Trip'. The main content area is titled 'Add a For-Hire LPS Trip' and contains the following questions and options:

Please answer these questions regarding your For-Hire LPS trip.

Which type of Billfish were you fishing for?

- Sailfish
- Blue Marlin
- White Marlin
- Swordfish
- No Specific Billfish

Other Billfish Type:

Were you participating in a tournament that day?

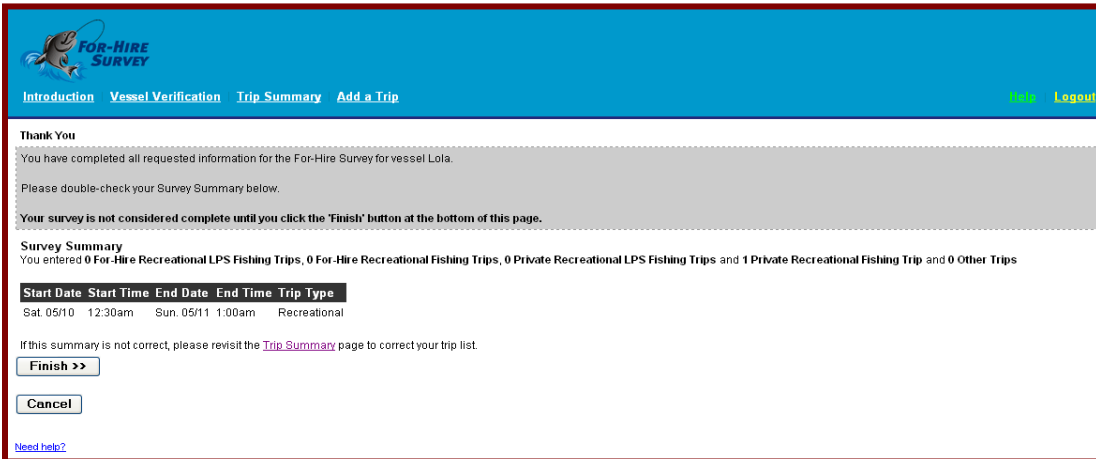
- Yes Which tournament:
- No

Buttons for 'Next >>', '<< Back', and 'Cancel' are present.

Figure 17 – Add a For-hire LPS trip screen

Thank you Screen

The *Thank you* screen displays a gratitude note for the vessel representative. The gratitude note acknowledges that the vessel representative completed and submitted the data related to the For-Hire trip of the sampled week using the Web tool. The screen also shows a survey summary of the vessel representative's responses prior to final submission. The vessel representative has the option to edit the responses by clicking the *Cancel* option (see Figure 18).



FOR-HIRE SURVEY

Introduction Vessel Verification Trip Summary Add a Trip [Help](#) [Logout](#)

Thank You

You have completed all requested information for the For-Hire Survey for vessel Lola.

Please double-check your Survey Summary below.

Your survey is not considered complete until you click the 'Finish' button at the bottom of this page.

Survey Summary
You entered 0 For-Hire Recreational LPS Fishing Trips, 0 For-Hire Recreational Fishing Trips, 0 Private Recreational LPS Fishing Trips and 1 Private Recreational Fishing Trip and 0 Other Trips

Start Date	Start Time	End Date	End Time	Trip Type
Sat. 05/10	12:30am	Sun. 05/11	1:00am	Recreational

If this summary is not correct, please revisit the [Trip Summary](#) page to correct your trip list.

[Need help?](#)

Figure 18 – Thank you screen

Survey complete Screen

The *Survey Complete* screen shows a *Thank You note* for the vessel representative to acknowledge that the vessel representative submitted the data related to the For-Hire trip completed within the sampled week. The screen also provides a Write-in space for Comments, in case the vessel representative has any suggestions to improve the survey (see Figure 19).

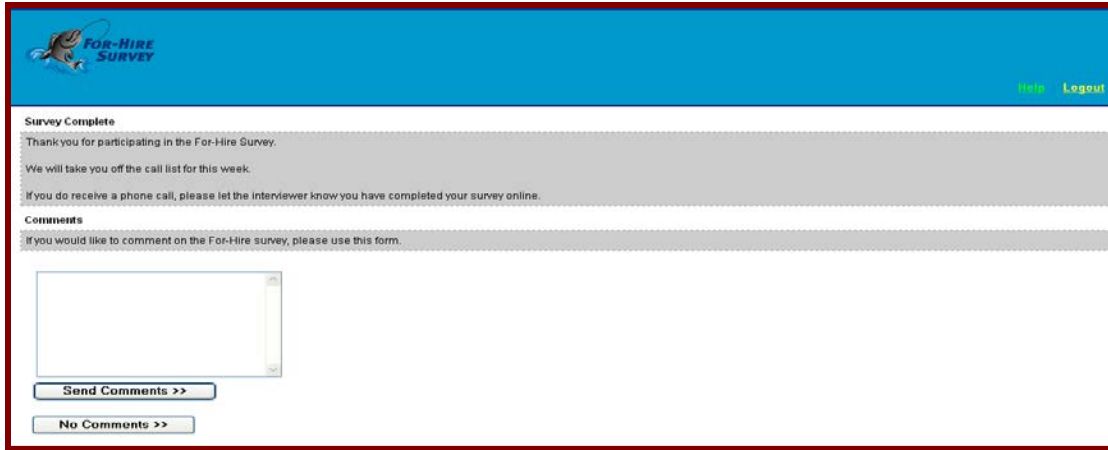


Figure 19 – Survey complete note screen

Notice Screen

The *Notice* screen displays an informative note as to whether the vessel representative logged off or the For-Hire Survey Web site automatically logged off the vessel representative from the Web site (see Figure 20).



Figure 20 – logged out screen