

Attachment 8c: Screenshots from PERS

Non-governmental Organization (NGO) Screenshots

The data will be collected from funded agencies via the Program Evaluation and Reporting System (PERS). Screenshots for the Non-governmental organization (NGO) questionnaires are provided below in the order presented in the Burden Table (Table A.12-1) in Supporting Statement A. The questionnaires for the State Education Agencies (SEA) and Local Education Agencies (LEA) are included in Attachment 8a and 8b, respectively.

The questionnaires in PERS cover the following topics: exemplary sexual health education (ESHE); sexual health services (SHS); and safe and supportive environments (SSE). The burden statement and OMB form approval information are reflected on the initial page of each group of screenshots that correspond to the questionnaires. To view the measures and the list of questions in text format, see **Attachments 3a, b &c – 5a, b, &c**.

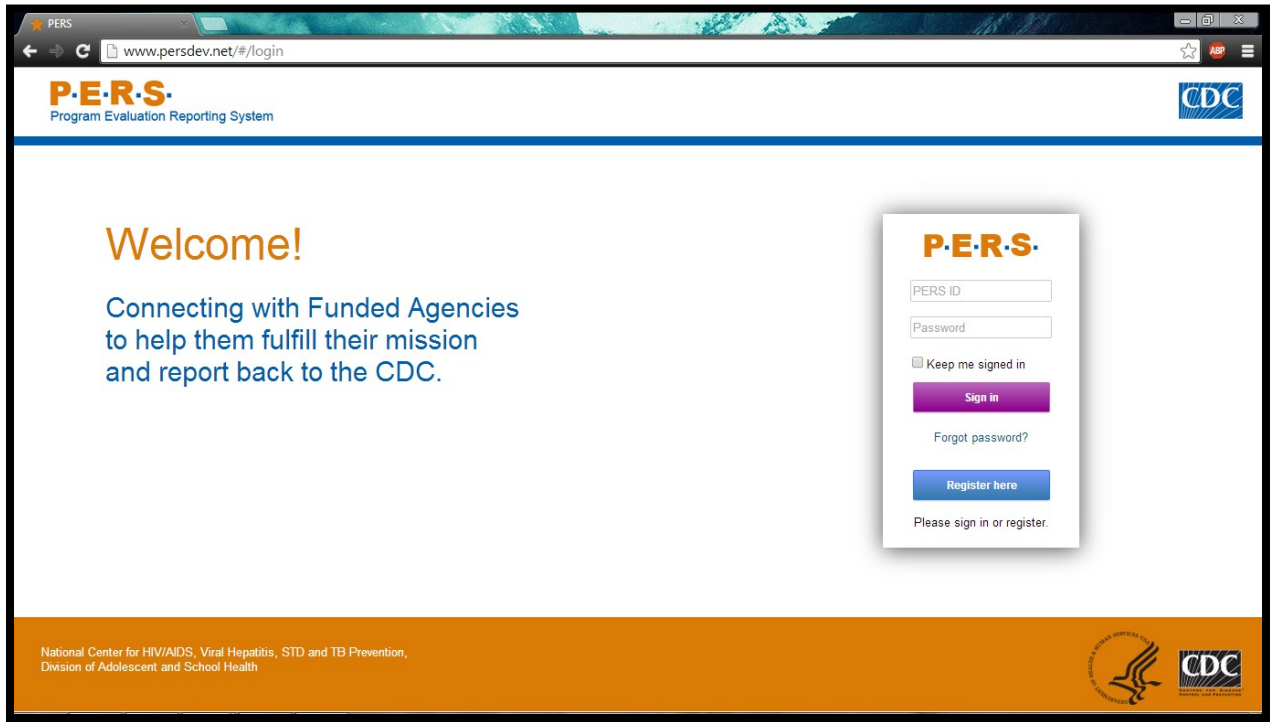
Contents

Non-governmental Organization (NGO) Screenshots.....	2
Introductory Instruction Slides.....	2
NGO ESHE Items.....	4
NGO SHS Items.....	9
NGO SSE Items.....	14

Non-governmental Organization (NGO) Screenshots

Introductory Instruction Slides

Log-in screen



Screen that appears after logging in with username and password

PERS
Program Evaluation Reporting System

>Welcome!

Connecting with Funded Agencies
to help them fulfill their mission
and report back to the CDC.

Conditions of Use and Logon

This is a U.S. Federal Government system and shall be used only by authorized persons for authorized purposes. Users do not have a right to privacy in their use of this government system. System access, activity, and information stored or transmitted may be monitored for adherence to acceptable use policy. Users of this system hereby consent to such monitoring. Improper or illegal use detected may result in further investigation for possible disciplinary action, civil penalties, or referral to law enforcement for criminal prosecution. This system contains non-public information that must be protected from unauthorized access, disclosure, sharing, and transmission violation of which can result in disciplinary action, fines, and/or criminal prosecution.

By logging into this application, I understand and agree to use the application in the manner in which it is intended. I agree to keep my user ID or password secured, not allowing others access. Unauthorized access to information or information systems is prohibited. Failure to comply with these rules will result in loss of access.

National Center for HIV/AIDS, Viral Hepatitis, STD and TB Prevention,
Division of Adolescent and School Health

Main page. Questionnaires located in “Evaluation Measures Reporting” tab.

★ PERS x

Secure | https://www.cdc.gov/pers/#/welcome

PERS
Program Evaluation Reporting System

PERS Editor Sign out

Home Evaluation Measures Reporting Upload Policy Documents Reports Help

Announcements

Data for Reporting Period (8/1/2016-1/31/2017) is due no later than March 01, 2017.

No Announcements at this time

This system is for DASH funded agencies to report required evaluation measures. The Evaluation Measures Reporting tab is for the submission of required data and is divided into three surveys: (1) my agency data; (2) priority site data; and (3) assistance provided. The Glossary tab includes terms that are used within the evaluation measures and surveys to help you better understand what and how to report your data.

Report only activities funded in any amount through Funding Opportunity Announcement DP 1308; activities that were performed staff whose time is funded through 1308; or in-kind time or resources provided specifically for 1308 activities.

Your Funded Agency

Funded Agency: American Psychological Association
Organization Type: NGO

Form Approved
OMB No: 0920-1049
Exp. Date: 02-28-2018

Promoting Adolescent Health through School-Based HIV/STD Prevention

NGO SSE Items

Public reporting burden of this collection of information is estimated to average 30 minutes per response, including the time for reviewing instructions, searching existing data sources, gathering and maintaining the data needed, and completing and reviewing the collection of information. An agency may not conduct or sponsor, and a person is not required to respond to a collection of information unless it displays a currently valid OMB control number. Send comments regarding this burden estimate or any other aspect of this collection of information, including suggestions for reducing this burden to CDC/ATSDR Reports Clearance Officer, 1600 Clifton Road NE, MS D-74, Atlanta, Georgia 30333; Attn: OMB-PRA (0920-1049)

National Center for HIV/AIDS, Viral Hepatitis, STD and TB Prevention,
Division of Adolescent and School Health

Report Measures Menu

Home Evaluation Measures Reporting Upload Policy Documents Reports Help

Report Measures

Current Period

Target	Status	View
Enter assistance provided	Not Started	View Report

National Center for HIV/AIDS, Viral Hepatitis, STD and TB Prevention,
Division of Adolescent and School Health

“Promoting Adolescent Health through School-Based HIV/STD Prevention”

Att. 3c

NGO ESHE Items

Public reporting burden of this collection of information is estimated to average 30 minutes per response, including the time for reviewing instructions, searching existing data sources, gathering and maintaining the data needed, and completing and reviewing the collection of information. An agency may not conduct or sponsor, and a person is not required to respond to a collection of information unless it displays a currently valid OMB control number. Send comments regarding this burden estimate or any other aspect of this collection of information, including suggestions for reducing this burden to CDC/ATSDR Reports Clearance Officer; 1600 Clifton Road NE, MS D-74, Atlanta, Georgia 30333; Attn: OMB-PRA (0920-1049)

Part A of screenshot for **SEAs**. This screen is scrolling enabled.

Page 1 of 1 - Assistance provided

Reporting Period: 8/1/2016 - 1/31/2017

Measure: NGO ESHE Process Measure 1: % of funded SEAs that received assistance on ESHE.

In the past six months, how often did you interact with **Arkansas Department of Education** to provide assistance (e.g., professional development events, technical assistance, guidance or resource materials, and referrals to other agencies or organizations) on ESHE?

Arkansas Department of Education	On what ESHE topics did you provide assistance to Arkansas Department of Education? (Check all that apply)
California Department of Education	<input type="checkbox"/> Assess curricula with the Health Education Curriculum Analysis Tool (HECAT)
Connecticut State Department of Education	<input type="checkbox"/> Select an appropriate curriculum (including evidence-based interventions, if appropriate)
Delaware Department of Education	<input type="checkbox"/> Implement a specific curriculum with appropriate fidelity (including evidence-based interventions, if appropriate)
District of Columbia Office of the State Superintendent of Education	<input type="checkbox"/> Make appropriate adaptations to curricula (including evidence-based interventions, if appropriate)
Florida Department of Education	<input type="checkbox"/> Implement a viable scope-and-sequence for sexual health education
Illinois State Board of Education	<input type="checkbox"/> Assess sexual health and/or HIV education policies
Massachusetts Department of Elementary & Secondary Education	<input type="checkbox"/> Monitor the implementation of sexual health and/or HIV education policies
Michigan Department of Education	<input type="checkbox"/> Manage controversy around sexual health education
Minnesota Department of Education	<input type="checkbox"/> Build instructional competencies and techniques for sexual health education
Mississippi Department of Education	<input type="checkbox"/> Assess school policies with School Health Index
New Jersey Department of Education	<input type="checkbox"/> Establish and maintain a state- or district-level school health advisory council (SHAC)

*Note: The highlighted part in the screenshot will be tailored to the State Education Agency of interest for each NGO respondent that provides assistance related to ESHE. The left-hand side of the screenshot shows where the potential State Education Agencies will be listed. Each can be selected to answer this question.

Part B of screenshot for SEAs. This screen is scrolling enabled.

★ PERS x

Secure | <https://www.cdc.gov/pers/#/sma/0/2/survey/0>

PERS
Program Evaluation Reporting System

PERS Editor Sign out

Elementary & Secondary Education
Michigan Department of Education
Minnesota Department of Education
Mississippi Department of Education
New Jersey Department of Education
New Mexico Public Education Department
North Carolina Department of Public Instruction
Pennsylvania Department of Education
Rhode Island Department of Elementary & Secondary Education
Vermont Department of Education
Washington State Office of Superintendent of Public Instruction
Wisconsin Department of Public Instruction

Manage controversy around sexual health education
 Build instructional competencies and techniques for sexual health education
 Assess school policies with School Health Index
 Establish and maintain a state- or district-level school health advisory council (SHAC)

Page 1 of 1 - Assistance provided

Save Go to Next Priority Site

National Center for HIV/AIDS, Viral Hepatitis, STD and TB Prevention,
Division of Adolescent and School Health

Part A of screenshot for **LEAs**. This screen is scrolling enabled.

P.E.R.S.
Program Evaluation Reporting System

Page 1 of 1 - Assistance provided

Reporting Period: 8/1/2016 - 1/31/2017

Measure: NGO ESHE Process Measure 1: % of funded LEAs that received assistance on ESHE.

In the past six months, how often did you interact with **Boston Public Schools** to provide assistance (e.g., professional development events, technical assistance, guidance or resource materials, referrals to other agencies or organizations) on ESHE?

Boston Public Schools On what ESHE topics did you provide assistance to **Boston Public Schools**? (Check all that apply)

Broward County Public Schools	<input type="checkbox"/> Assess curricula with the Health Education Curriculum Analysis Tool (HECAT)
Chicago Public Schools	<input type="checkbox"/> Select an appropriate curriculum (including evidence-based interventions, if appropriate)
Cleveland Municipal School District	<input type="checkbox"/> Implement a specific curriculum with appropriate fidelity (including evidence-based interventions, if appropriate)
District of Columbia Public Schools	<input type="checkbox"/> Make appropriate adaptations to curricula (including evidence-based interventions, if appropriate)
Duval County Public Schools	<input type="checkbox"/> Implement a viable scope-and-sequence for sexual health education
Ft. Worth Independent School District	<input type="checkbox"/> Assess sexual health and/or HIV education policies
Houston Independent School District	<input type="checkbox"/> Monitor the implementation of sexual health and/or HIV education policies
Los Angeles Unified School District	<input type="checkbox"/> Manage controversy around sexual health education
New York City Board of Education	<input type="checkbox"/> Build instructional competencies and techniques for sexual health education
Oakland Unified School District	<input type="checkbox"/> Assess school policies with School Health Index
San Diego Unified School District	<input type="checkbox"/> Establish and maintain a state- or district-level school health advisory council (SHAC)
San Francisco Unified School District	
School Board of Miami-Dade	
School Board of Palm Beach County	
School District of Philadelphia	
Shelby County Board of Education	

Page 1 of 1 - Assistance provided

Save Go to Next Priority Site

National Center for HIV/AIDS, Viral Hepatitis, STD and TB Prevention, Division of Adolescent and School Health

*Note: The highlighted part in the screenshot will be tailored to the Local Education Agency of interest for each NGO respondent that provides assistance related to ESHE. The left-hand side of the screenshot shows where the potential Local Education Agencies will be listed. Each can be selected to answer this question.

Part B of screenshot for **LEAs**. This screen is scrolling enabled.

P.E.R.S.
Program Evaluation Reporting System

Page 1 of 1 - Assistance provided

Reporting Period: 8/1/2016 - 1/31/2017

Measure: NGO ESHE Process Measure 1: % of funded LEAs that received assistance on ESHE.

In the past six months, how often did you interact with **Boston Public Schools** to provide assistance (e.g., professional development events, technical assistance, guidance or resource materials, referrals to other agencies or organizations) on ESHE?

Boston Public Schools On what ESHE topics did you provide assistance to **Boston Public Schools**? (Check all that apply)

Broward County Public Schools	<input type="checkbox"/> Assess curricula with the Health Education Curriculum Analysis Tool (HECAT)
Chicago Public Schools	<input type="checkbox"/> Select an appropriate curriculum (including evidence-based interventions, if appropriate)
Cleveland Municipal School District	<input type="checkbox"/> Implement a specific curriculum with appropriate fidelity (including evidence-based interventions, if appropriate)
District of Columbia Public Schools	<input type="checkbox"/> Make appropriate adaptations to curricula (including evidence-based interventions, if appropriate)
Duval County Public Schools	<input type="checkbox"/> Implement a viable scope-and-sequence for sexual health education
Ft. Worth Independent School District	<input type="checkbox"/> Assess sexual health and/or HIV education policies
Houston Independent School District	<input type="checkbox"/> Monitor the implementation of sexual health and/or HIV education policies
Los Angeles Unified School District	<input type="checkbox"/> Manage controversy around sexual health education
New York City Board of Education	<input type="checkbox"/> Build instructional competencies and techniques for sexual health education
Oakland Unified School District	<input type="checkbox"/> Assess school policies with School Health Index
San Diego Unified School District	<input type="checkbox"/> Establish and maintain a state- or district-level school health advisory council (SHAC)
San Francisco Unified School District	
School Board of Miami-Dade	
School Board of Palm Beach County	
School District of Philadelphia	
Shelby County Board of Education	

Page 1 of 1 - Assistance provided

Save Go to Next Priority Site

National Center for HIV/AIDS, Viral Hepatitis, STD and TB Prevention, Division of Adolescent and School Health

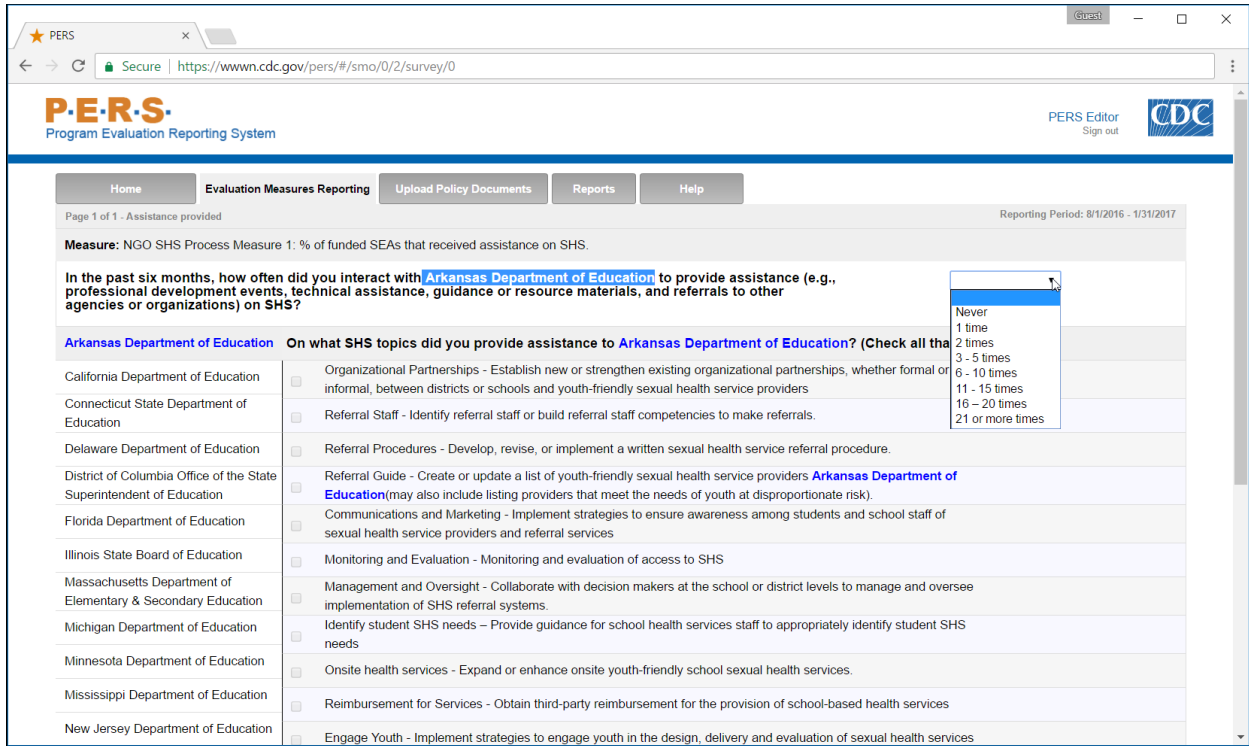
“Promoting Adolescent Health through School-Based HIV/STD Prevention”

Att. 3a

NGO SHS Items

Public reporting burden of this collection of information is estimated to average 30 minutes per response, including the time for reviewing instructions, searching existing data sources, gathering and maintaining the data needed, and completing and reviewing the collection of information. An agency may not conduct or sponsor, and a person is not required to respond to a collection of information unless it displays a currently valid OMB control number. Send comments regarding this burden estimate or any other aspect of this collection of information, including suggestions for reducing this burden to CDC/ATSDR Reports Clearance Officer; 1600 Clifton Road NE, MS D-74, Atlanta, Georgia 30333; Attn: OMB-PRA (0920-1049)

Part A of screenshot for **SEAs**. This screen is scrolling enabled.



*Note: The highlighted part in the screenshot will be tailored to the State Education Agency of interest for each NGO respondent that provides assistance related to SHS. The left-hand side of the screenshot shows where the potential State Education Agencies will be listed. Each can be selected to answer this question.

Part B of screenshot for SEAs. This screen is scrolling enabled.

Browser: PERS | Secure | <https://www.cdc.gov/pers/#/smo/0/2/survey/0>

PERS
Program Evaluation Reporting System

PERS Editor
Sign out

CDC

Elementary & Secondary Education	<input type="checkbox"/> Management and Oversight - Collaborate with decision makers at the school or district levels to manage and oversee implementation of SHS referral systems.
Michigan Department of Education	<input type="checkbox"/> Identify student SHS needs - Provide guidance for school health services staff to appropriately identify student SHS needs
Minnesota Department of Education	<input type="checkbox"/> Onsite health services - Expand or enhance onsite youth-friendly school sexual health services.
Mississippi Department of Education	<input type="checkbox"/> Reimbursement for Services - Obtain third-party reimbursement for the provision of school-based health services
New Jersey Department of Education	<input type="checkbox"/> Engage Youth - Implement strategies to engage youth in the design, delivery and evaluation of sexual health services
New Mexico Public Education Department	<input type="checkbox"/> Policy Assessment - Assess sexual health services policies
North Carolina Department of Public Instruction	<input type="checkbox"/> Policy Implementation Monitoring - Monitor the implementation of sexual health services policies
Pennsylvania Department of Education	<input type="checkbox"/> SHS Controversy - Manage controversy around sexual health services
Rhode Island Department of Elementary & Secondary Education	<input type="checkbox"/> Staff Competencies in SHS delivery - Build staff competencies and techniques to improve the delivery of sexual health
Vermont Department of Education	<input type="checkbox"/>
Washington State Office of Superintendent of Public Instruction	<input type="checkbox"/>
Wisconsin Department of Public Instruction	<input type="checkbox"/>

Page 1 of 1 - Assistance provided

Save Go to Next Priority Site

National Center for HIV/AIDS, Viral Hepatitis, STD and TB Prevention,
Division of Adolescent and School Health

CDC

Part A of screenshot for LEAs. This screen is scrolling enabled.

*Note: The highlighted part in the screenshot will be tailored to the Local Education Agency of interest for each NGO respondent that provides assistance related to SHS. The left-hand side of the screenshot shows where the potential Local Education Agencies will be listed. Each can be selected to answer this question.

Part B of screenshot for LEAs. This screen is scrolling enabled.

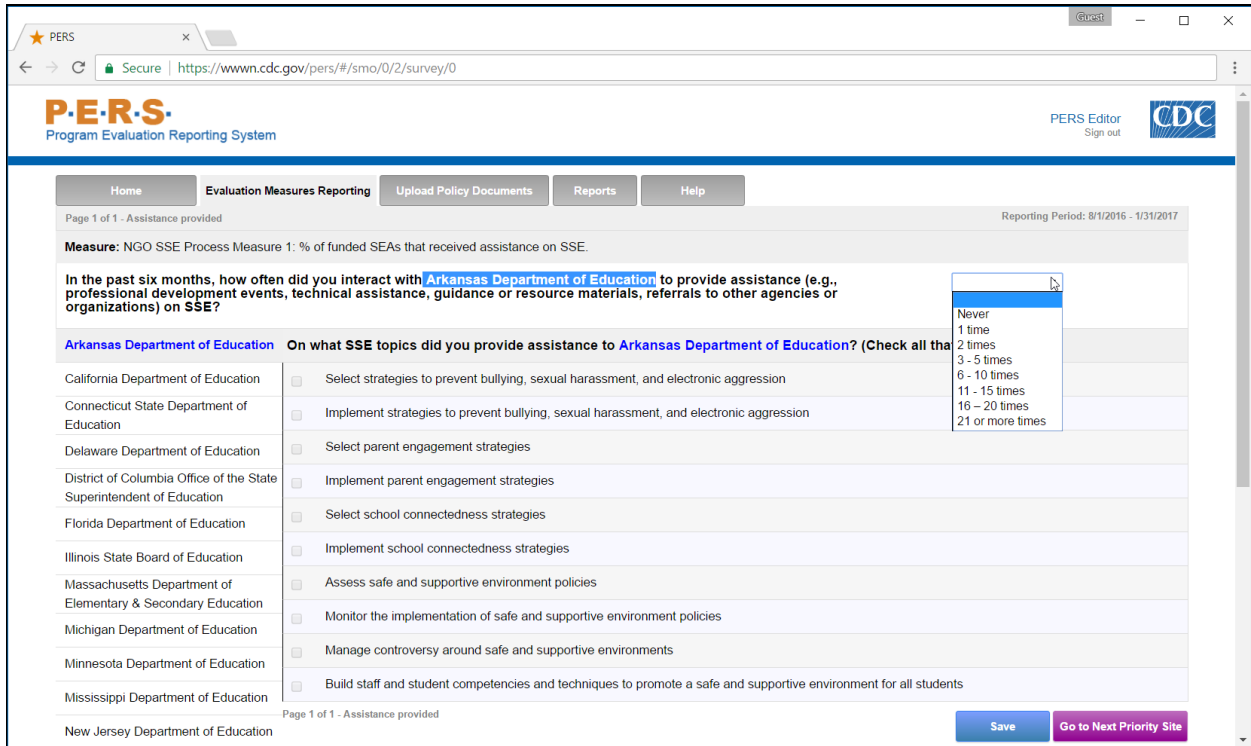
“Promoting Adolescent Health through School-Based HIV/STD Prevention”

Attachment 3b

NGO SSE Items

Public reporting burden of this collection of information is estimated to average 30 minutes per response, including the time for reviewing instructions, searching existing data sources, gathering and maintaining the data needed, and completing and reviewing the collection of information. An agency may not conduct or sponsor, and a person is not required to respond to a collection of information unless it displays a currently valid OMB control number. Send comments regarding this burden estimate or any other aspect of this collection of information, including suggestions for reducing this burden to CDC/ATSDR Reports Clearance Officer; 1600 Clifton Road NE, MS D-74, Atlanta, Georgia 30333; Attn: OMB-PRA (0920-New)

Part A of screenshot for SEAs. This screen is scrolling enabled.




*Note: The highlighted part in the screenshot will be tailored to the State Education Agency of interest for each NGO respondent that provides assistance related to SSE. The left-hand side of the screenshot shows where the potential State Education Agencies will be listed. Each can be selected to answer this question.

Part B of screenshot for SEAs. This screen is scrolling enabled.

★ PERS Guest Secure | https://www.cdc.gov/pers/#/smo/0/2/survey/0

PERS
 Program Evaluation Reporting System



PERS Editor Sign out 

Elementary & Secondary Education
 Michigan Department of Education
 Minnesota Department of Education
 Mississippi Department of Education
 New Jersey Department of Education
 New Mexico Public Education Department
 North Carolina Department of Public Instruction
 Pennsylvania Department of Education
 Rhode Island Department of Elementary & Secondary Education
 Vermont Department of Education
 Washington State Office of Superintendent of Public Instruction
 Wisconsin Department of Public Instruction

Monitor the implementation of safe and supportive environment policies
 Manage controversy around safe and supportive environments
 Build staff and student competencies and techniques to promote a safe and supportive environment for all students

Page 1 of 1 - Assistance provided

National Center for HIV/AIDS, Viral Hepatitis, STD and TB Prevention,
 Division of Adolescent and School Health

Part A of screenshot for LEAs. This screen is scrolling enabled.

The screenshot displays the PERS (Program Evaluation Reporting System) interface. At the top, there are navigation tabs: Home, Evaluation Measures Reporting, Upload Policy Documents, Reports, and Help. The current page is titled "Page 1 of 1 - Assistance provided" and the reporting period is "8/1/2016 - 1/31/2017".

The main content area is titled "Measure: NGO SSE Process Measure 1. % of funded LEAs that received assistance on SSE". Below this, a question asks: "In the past six months, how often did you interact with Boston Public Schools to provide assistance (e.g., professional development events, technical assistance, guidance or resource materials, and referrals to other agencies or organizations) on SSE?".

The table below lists various LEAs and the SSE topics they provide assistance on. A dropdown menu is open, showing frequency options: Never, 1 time, 2 times, 3 - 5 times, 6 - 10 times, 11 - 15 times, 16 - 20 times, and 21 or more times.

Boston Public Schools	On what SSE topics did you provide assistance to Boston Public Schools? (Check all that apply)
Broward County Public Schools	<input type="checkbox"/> Select strategies to prevent bullying, sexual harassment, and electronic aggression
Chicago Public Schools	<input type="checkbox"/> Implement strategies to prevent bullying, sexual harassment, and electronic aggression
Cleveland Municipal School District	<input type="checkbox"/> Select parent engagement strategies
District of Columbia Public Schools	<input type="checkbox"/> Implement parent engagement strategies
Duval County Public Schools	<input type="checkbox"/> Select school connectedness strategies
Ft. Worth Independent School District	<input type="checkbox"/> Implement school connectedness strategies
Houston Independent School District	<input type="checkbox"/> Assess safe and supportive environment policies
Los Angeles Unified School District	<input type="checkbox"/> Monitor the implementation of safe and supportive environment policies
New York City Board of Education	<input type="checkbox"/> Manage controversy around safe and supportive environments
Oakland Unified School District	<input type="checkbox"/> Build staff and student competencies and techniques to promote a safe and supportive environment for all students
San Diego Unified School District	
San Francisco Unified School District	
School Board of Miami-Dade	
School Board of Palm Beach County	
School District of Philadelphia	
Shelby County Board of Education	

*Note: The highlighted part in the screenshot will be tailored to the Local Education Agency of interest for each NGO respondent that provides assistance related to SSE. The left-hand side of the screenshot shows where the potential Local Education Agencies will be listed. Each can be selected to answer this question.

Part B of screenshot for LEAs. This screen is scrolling enabled.

Page 1 of 1 - Assistance provided

Reporting Period: 9/1/2016 - 12/31/2017

Measure: NGO SSE Process Measure 1: % of funded LEAs that received assistance on SSE

In the past six months, how often did you interact with **Boston Public Schools** to provide assistance (e.g., professional development events, technical assistance, guidance or resource materials, and referrals to other agencies or organizations) on SSE?

Boston Public Schools On what SSE topics did you provide assistance to **Boston Public Schools** ? (Check all that apply)

Boston Public Schools	On what SSE topics did you provide assistance to Boston Public Schools ? (Check all that apply)
Broward County Public Schools	<input type="checkbox"/> Select strategies to prevent bullying, sexual harassment, and electronic aggression
Chicago Public Schools	<input type="checkbox"/> Implement strategies to prevent bullying, sexual harassment, and electronic aggression
Cleveland Municipal School District	<input type="checkbox"/> Select parent engagement strategies
District of Columbia Public Schools	<input type="checkbox"/> Implement parent engagement strategies
Duval County Public Schools	<input type="checkbox"/> Select school connectedness strategies
Ft. Worth Independent School District	<input type="checkbox"/> Implement school connectedness strategies
Houston Independent School District	<input type="checkbox"/> Assess safe and supportive environment policies
Los Angeles Unified School District	<input type="checkbox"/> Monitor the implementation of safe and supportive environment policies
New York City Board of Education	<input type="checkbox"/> Manage controversy around safe and supportive environments
Oakland Unified School District	<input type="checkbox"/> Build staff and student competencies and techniques to promote a safe and supportive environment for all students
San Diego Unified School District	
San Francisco Unified School District	
School Board of Miami-Dade	
School Board of Palm Beach County	
School District of Philadelphia	
Shelby County Board of Education	

Page 1 of 1 - Assistance provided

Save Go to Next Priority Site

National Center for HIV/AIDS, Viral Hepatitis, STD and TB Prevention, Division of Adolescent and School Health

CDC