

**TRENDS IN INTERNATIONAL MATHEMATICS AND
SCIENCE (TIMSS 2019) FIELD TEST**

OMB# 1850-0695 v.11

APPENDIX C.2

TIMSS Field Test Draft Questionnaires

Submitted by:

National Center for Education Statistics (NCES)
Institute of Education Sciences (IES)
U.S. Department of Education
Washington, DC

December 2017

APPENDIX C.2: TIMSS 2019 U.S. FIELD TEST QUESTIONNAIRES (Draft)

APPENDIX C.2 TABLE OF CONTENTS

Grade 4

A. School Principal Questionnaire for the 2019 U.S. Field Test (Draft).....	C-03
B. Teacher Questionnaire for the 2019 U.S. Field Test (Draft).....	C-15
C. Student Questionnaire for the 2019 U.S. Field Test (Draft).....	C-35

Grade 8

D. School Principal Questionnaire for the 2019 U.S. Field Test (Draft).....	C-59
E. Teacher Questionnaire for the 2019 U.S. Field Test (Draft).....	C-71
F. Teacher Questionnaire for the 2019 U.S. Field Test (Draft).....	C-87
G. Student Questionnaire for the 2019 U.S. Field Test (Draft).....	C-103

The International Association for the Evaluation of Education Achievement (IEA) has released the final international versions of the TIMSS 2019 field test questionnaires, and is in the process of approving the adaptations to be made to the U.S. versions of the main study questionnaires. This Appendix, C.2, provides the draft versions of the adapted U.S. versions of the TIMSS 2019 field test questionnaires to be administered in the main study. Appendix C.1 lists the changes that were made to the U.S. versions of the 2015 main study questionnaires in preparation for the 2019 U.S. field test, which will begin in spring 2018.

The final versions of the adapted U.S. versions of the TIMSS 2019 field test questionnaires will be provided to OMB as a change request in January 2018.



Place Label Here

School ID _____

Checksum _____

TRENDS IN INTERNATIONAL MATHEMATICS AND SCIENCE STUDY

School Questionnaire

Grade 4

National Center for Education Statistics

U.S. Department of Education
 Potomac Center Plaza (PCP), 550 12th St., SW, 4th floor
 Washington, DC 20202
 USA

Field Test Version

The National Center for Education Statistics (NCES), within the U.S. Department of Education, conducts TIMSS in the United States as authorized by the Education Sciences Reform Act of 2002 (ESRA 2002, 20 U.S.C. §9543). All of the information you provide may be used only for statistical purposes and may not be disclosed, or used, in identifiable form for any other purpose except as required by law (20 U.S.C. §9573 and 6 U.S.C. §151).

According to the Paperwork Reduction Act of 1995, no persons are required to respond to a collection of information unless such collection displays a valid OMB control number. The valid OMB control number for this voluntary information collection is 1850-0695. The time required to complete this information collection is estimated to average 20 minutes per principal, including the time to review instructions, search existing data resources, gather the data needed, and complete and review the information collection. If you have any comments or concerns regarding the accuracy of the time estimate(s), suggestions for improving the form, or questions about the status of your individual submission of this form, write directly to: Trends in International Mathematics and Science Study (TIMSS), National Center for Education Statistics, Potomac Center Plaza (PCP), 550 12th St., SW, 4th floor, Washington, DC 20202.

OMB No. 1850-0695, Approval Expires 01/31/2021.

© IEA, 2017

TIMSS & PIRLS
 International Study Center
 Lynch School of Education
 BOSTON COLLEGE

School Questionnaire

Your school has agreed to participate in TIMSS 2019 (Trends in International Mathematics and Science Study), an educational research project sponsored by the International Association for the Evaluation of Educational Achievement (IEA). TIMSS measures trends in student achievement in mathematics and science and studies differences in national education systems in almost 60 countries in order to help improve teaching and learning worldwide.

This questionnaire is addressed to school principals and department heads who are asked to supply information about their schools. Since your school has been selected as part of a nationwide sample, your responses are very important in helping to describe fourth-grade education in the United States.

It is important that you answer each question carefully so that the information provided reflects the situation in your school as accurately as possible. Some of the questions will require that you look up school records, so you may wish to arrange for the assistance of another staff member to help provide this information.

Since TIMSS is an international study and all countries are using the same questionnaire, you may find that some of the questions seem unusual or are not entirely relevant to you or schools in the United States. Nevertheless, it is important that you do your best to answer all of the questions so comparisons can be made across countries in the study.

It is estimated that you will need about 20 minutes to complete the questionnaire. We appreciate the time and effort this takes and thank you for your cooperation and contribution.

When you have completed the questionnaire, please place it in the accompanying envelope and return it to the TIMSS school coordinator.

NCES is authorized to collect information from the questionnaire under the Education Sciences Reform Act of 2002 (ESRA 2002, 20 U.S.C. §9543). You do not have to provide the information requested. However, the information you provide will help the U.S. Department of Education's ongoing efforts to understand better how the educational system in the United States compares to that in other countries. There are no penalties should you choose not to participate in this study. All of the information you provide may be used only for statistical purposes and may not be disclosed, or used, in identifiable form for any other purpose except as required by law (20 U.S.C. §9573 and 6 U.S.C. §151). Your responses will be combined with those from other participants to produce summary statistics and reports.

This survey is estimated to take an average of 20 minutes, including time for reviewing instructions, and completing and reviewing the collection of information. An agency may not conduct or sponsor, and a person is not required to respond to, a collection of information unless it displays a currently valid OMB control number. Send comments regarding this burden estimate or any other aspect of this collection of information, including suggestions for reducing burden to: Trends in International Mathematics and Science Study (TIMSS), National Center for Education Statistics, Potomac Center Plaza (PCP), 550 12th St., SW, 4th floor, Washington, DC 20202.

Thank you.

TIMSS 2019

School Enrollment and Characteristics

1 _____

What is the total enrollment of students in your school as of March 1, 2018?

_____ students
Write in the number.

2 _____

What is the total enrollment of fourth-grade students in your school as of March 1, 2018?

_____ students
Write in the number.

3 _____

Approximately what percentage of students in your school have the following backgrounds?

Fill in only **one** circle for each row.

	0 to 10%	11 to 25%	26 to 50%	More than 50%
a) Come from economically disadvantaged homes -----	①	②	③	④
b) Come from economically affluent homes -----	①	②	③	④

4 _____

Around the 1st of October 2017, what percentage of students at this school were eligible to receive free or reduced-price lunches through the National School Lunch Program?

_____ percentage of students
Write in the number.

5 _____

Approximately what percentage of students in your school have English as their native language?

Fill in **one** circle only.

- More than 90% -- ①
- 76 to 90% -- ②
- 51 to 75% -- ③
- 26 to 50% -- ④
- 25% or less -- ⑤

6 _____

Of the students currently enrolled in your school, what percentage has been identified as limited-English proficient (LEP)/English language learners (ELL)?

Fill in **one** circle only.

- 0% -- ①
- 1 - 5% -- ②
- 6 - 10% -- ③
- 11 - 25% -- ④
- 26 - 50% -- ⑤
- 51 - 75% -- ⑥
- 76 - 90% -- ⑦
- Over 90% -- ⑧

7**What type of school is this?***Fill in **one** circle only.*

- Regular public school - ①
- A regular public school with a magnet program - ②
- A magnet school or school with a special program emphasis (e.g., Montessori, science/math school, performing arts school, talented/gifted school, foreign language immersion school) - ③
- Special education: a school that primarily serves students with disabilities - ④
- Alternative: a school designed to address the needs of students, typically at risk of educational failure, which cannot be met in regular schools - ⑤
- Vocational - ⑥
- Charter School - ⑦
- Private (independent) - ⑧
- Private (religiously affiliated) - ⑨
- Other - ⑩

9**Which best characterizes the average income level of the school's immediate area?***Fill in **one** circle only.*

- High --- ①
- Medium --- ②
- Low --- ③

8**A. How many people live in the city, town, or area where your school is located?***Fill in **one** circle only.*

- More than 500,000 people -- ①
- 100,001 to 500,000 people -- ②
- 50,001 to 100,000 people -- ③
- 30,001 to 50,000 people -- ④
- 15,001 to 30,000 people -- ⑤
- 3,001 to 15,000 people -- ⑥
- 3,000 people or fewer -- ⑦

B. Which best describes the immediate area in which your school is located?*Fill in **one** circle only.*

- Urban—Densely populated -- ①
- Suburban—On fringe or outskirts of urban area -- ②
- Medium size city or large town -- ③
- Small town or village -- ④
- Remote rural -- ⑤

Instructional Time

10

For the fourth-grade students in your school:

A. How many days per year is your school open for instruction?

_____ days
Write in the number.

B. What is the total instructional time, excluding breaks, in a typical day?

_____ hours _____ minutes
Write in the number of hours and minutes per day.

C. In one calendar week, how many days is the school open for instruction?

Fill in **one** circle only.

- 6 days -- ①
- 5 1/2 days -- ②
- 5 days -- ③
- 4 1/2 days -- ④
- 4 days -- ⑤
- Other -- ⑥

Resources and Technology

11 _____

How many computers (including tablets) does your school have for use by fourth-grade students?

_____ computers
Write in the number.

12 _____

A. Does your school have a science laboratory that can be used by fourth-grade students?

Fill in **one** circle only.

Yes -- ①

No -- ②

B. Do teachers usually have assistance available when students are conducting science experiments?

Fill in **one** circle only.

Yes--- ①

No--- ②

13 _____

Does your school have a school library?

Fill in **one** circle only.

Yes -- ①

No -- ②

(If No, go to question 14)

If Yes,

A. Approximately how many books (print) with different titles does your school library have (exclude magazines and periodicals)?

Fill in only **one** circle.

250 or fewer --- ①

251–500 --- ②

501–2,000 --- ③

2,001–5,000 --- ④

5,001–10,000 --- ⑤

More than 10,000 --- ⑥

B. Approximately how many titles of magazines and other periodicals (print) does your school library have?

Fill in only **one** circle.

0 --- ①

1–5 --- ②

6–10 --- ③

11–30 --- ④

31 or more --- ⑤

14 _____

Does your school provide students access to digital learning resources (e.g., books, videos)?

Fill in **one** circle only.

Yes--- ①

No--- ②

15

How much is your school's capacity to provide instruction affected by a shortage or inadequacy of the following?

Fill in only **one** circle for each row

A. General School Resources

Not at all A little Some A lot

a) Instructional materials (e.g., textbooks) ----- ① — ② — ③ — ④

b) Supplies (e.g., papers, pencils, materials) ----- ① — ② — ③ — ④

c) School buildings and grounds ----- ① — ② — ③ — ④

d) Heating/cooling and lighting systems ----- ① — ② — ③ — ④

e) Instructional space (e.g., classrooms) ----- ① — ② — ③ — ④

f) Technologically competent staff ----- ① — ② — ③ — ④

g) Audio-visual resources for delivery of instruction (e.g., interactive white boards, digital projectors) ----- ① — ② — ③ — ④

h) Computer technology for teaching and learning (e.g., computers or tablets for student use) ----- ① — ② — ③ — ④

i) Resources for students with disabilities ----- ① — ② — ③ — ④

Fill in only **one** circle for each row.

B. Resources for Mathematics Instruction

Not at all A little Some A lot

a) Teachers with a specialization in mathematics ----- ① — ② — ③ — ④

b) Computer software/applications for mathematics instruction ----- ① — ② — ③ — ④

c) Library resources relevant to mathematics instruction --- ① — ② — ③ — ④

d) Calculators for mathematics instruction ----- ① — ② — ③ — ④

e) Concrete objects or materials to help students understand quantities or procedures ----- ① — ② — ③ — ④

C. Resources for Science Instruction

a) Teachers with a specialization in science ----- ① — ② — ③ — ④

b) Computer software/applications for science instruction ----- ① — ② — ③ — ④

c) Library resources relevant to science instruction ----- ① — ② — ③ — ④

d) Science equipment and materials for experiments ----- ① — ② — ③ — ④

School Emphasis on Academic Success

School Discipline and Safety

16

How would you characterize each of the following within your school?

Fill in only **one** circle for each row.

	Very high	High	Medium	Low	Very low
a) Teachers' understanding of the school's curricular goals	①	②	③	④	⑤
b) Teachers' degree of success in implementing the school's curriculum	①	②	③	④	⑤
c) Teachers' expectations for student achievement	①	②	③	④	⑤
d) Teachers' ability to inspire students	①	②	③	④	⑤
e) Parental involvement in school activities	①	②	③	④	⑤
f) Parental commitment to ensure that students are ready to learn	①	②	③	④	⑤
g) Parental expectations for student achievement	①	②	③	④	⑤
h) Parental support for student achievement	①	②	③	④	⑤
i) Students' desire to do well in school	①	②	③	④	⑤
j) Students' ability to reach school's academic goals	①	②	③	④	⑤
k) Students' respect for classmates who excels academically	①	②	③	④	⑤

17

To what degree is each of the following a problem among fourth-grade students in your school?

Fill in only **one** circle for each row.

	Not a problem	Minor problem	Moderate problem	Serious problem
a) Arriving late at school	①	②	③	④
b) Absenteeism (i.e., unjustified absences)	①	②	③	④
c) Classroom disturbance	①	②	③	④
d) Cheating	①	②	③	④
e) Profanity	①	②	③	④
f) Vandalism	①	②	③	④
g) Theft	①	②	③	④
h) Intimidation or verbal abuse among students (including texting, emailing, etc.)	①	②	③	④
i) Physical fights among students	①	②	③	④
j) Intimidation or verbal abuse of teachers or staff (including texting, emailing, etc.)	①	②	③	④

18

To what degree is each of the following a problem among teachers in your school?

Fill in only **one** circle for each row.

	Not a problem	Minor problem	Moderate problem	Serious problem
a) Arriving late or leaving early	①	②	③	④
b) Absenteeism	①	②	③	④

Teachers in Your School

School Readiness

19

In your school, are any of the following used to evaluate the practice of fourth-grade teachers?

Fill in only **one** circle for each row.

- | | Yes | No |
|---|-----|----|
| a) Observations by the principal or senior staff ----- | ① | ② |
| b) Observations by inspectors or other persons external to the school ----- | ① | ② |
| c) Student achievement ----- | ① | ② |
| d) Teacher peer review ----- | ① | ② |

20

About how many of the students in your school can do the following when they begin the first grade of primary/elementary school?

Fill in only **one** circle for each row.

- | | Less than 25% | 25-50% | 51-75% | More than 75% |
|--|---------------|--------|--------|---------------|
| a) Recognize most of the letters of the alphabet ----- | ① | ② | ③ | ④ |
| b) Read some words ----- | ① | ② | ③ | ④ |
| c) Read sentences ----- | ① | ② | ③ | ④ |
| d) Write letters of the alphabet -- | ① | ② | ③ | ④ |
| e) Write their names ----- | ① | ② | ③ | ④ |
| f) Write words other than their names ----- | ① | ② | ③ | ④ |
| g) Count up to 100 or higher ----- | ① | ② | ③ | ④ |
| h) Recognize written numbers from 1 - 10 ----- | ① | ② | ③ | ④ |
| i) Recognize written numbers higher than 10 ----- | ① | ② | ③ | ④ |
| j) Write numbers from 1 - 10 ----- | ① | ② | ③ | ④ |
| k) Do simple addition ----- | ① | ② | ③ | ④ |
| l) Do simple subtraction ----- | ① | ② | ③ | ④ |

Principal Experience and Education

21 _____

By the end of this school year, how many years altogether will you have been a principal?

_____ years

Please **round** to the nearest whole number.

22 _____

By the end of this school year, how many years will you have been a principal at this school?

_____ years

Please **round** to the nearest whole number.

23 _____

What is the highest level of formal education you have completed?

Fill in **one** circle only.

Did not complete Bachelor's degree
(4-year college program) --- ①

Bachelor's degree
(4-year college program) --- ②

Master's degree or professional degree
(MD, DDS, lawyer, minister) --- ③

Doctorate (Ph.D., or Ed.D.) --- ④

24 _____

Do you hold the following qualifications or credentials in educational leadership?

Fill in only **one** circle for each row.

- | | Yes | No |
|--|-----|----|
| a) Principal Certification ----- | ① | ② |
| b) Master's degree or professional degree
(MD, DDS, lawyer, minister) ----- | ① | ② |
| c) Doctorate (Ph.D., or Ed.D.) ----- | ① | ② |

Thank You

Thank you for the thought, time, and effort you have put into completing this questionnaire.



BOSTON
COLLEGE

timss.bc.edu

Grade 4



© IEA, 2017

International Association
for the Evaluation of
Educational Achievement



Place Label Here

School ID: _____

Class ID: _____

Teacher ID: _____

Link #: _____ Subject: _____

Checksum: _____

TRENDS IN INTERNATIONAL MATHEMATICS AND SCIENCE STUDY

Teacher Questionnaire

Grade 4

National Center for Education Statistics

U.S. Department of Education
Potomac Center Plaza (PCP), 550 12th St., SW, 4th floor
Washington, DC 20202
USA

Field Test Version

The National Center for Education Statistics (NCES), within the U.S. Department of Education, conducts TIMSS in the United States as authorized by the Education Sciences Reform Act of 2002 (ESRA 2002, 20 U.S.C. §9543). All of the information you provide may be used only for statistical purposes and may not be disclosed, or used, in identifiable form for any other purpose except as required by law (20 U.S.C. §9573 and 6 U.S.C. §151).

According to the Paperwork Reduction Act of 1995, no persons are required to respond to a collection of information unless such collection displays a valid OMB control number. The valid OMB control number for this voluntary information collection is 1850-0695. The time required to complete this information collection is estimated to average 30 minutes per teacher, including the time to review instructions, search existing data resources, gather the data needed, and complete and review the information collection. If you have any comments or concerns regarding the accuracy of the time estimate(s), suggestions for improving the form, or questions about the status of your individual submission of this form, write directly to: Trends in International Mathematics and Science Study (TIMSS), National Center for Education Statistics, Potomac Center Plaza (PCP), 550 12th St., SW, 4th floor, Washington, DC 20202.

OMB No. 1850-0695, Approval Expires 01/31/2021.

© IEA, 2017

TIMSS & PIRLS
International Study Center
Lynch School of Education
BOSTON COLLEGE

Teacher Questionnaire

Your school has agreed to participate in TIMSS 2019 (Trends in International Mathematics and Science Study), an educational research project sponsored by the International Association for the Evaluation of Educational Achievement (IEA). TIMSS measures trends in student achievement in mathematics and science and studies differences in national education systems in almost 60 countries in order to help improve teaching and learning worldwide.

This questionnaire is addressed to teachers of fourth-grade students, and seeks information about teachers' academic and professional backgrounds, classroom resources, instructional practices, and attitudes toward teaching. Since your class has been selected as part of a nationwide sample, your responses are very important in helping to describe fourth-grade education in the United States.

Some of the questions in the questionnaire refer to the **"TIMSS class"** or **"this class."** This is the class that is identified on the front of this booklet, and which will be tested as part of TIMSS in your school. If you teach some but not all of the students in the TIMSS class, please think only of the students that you teach when answering these class-specific questions. It is important that you answer each question carefully so that the information that you provide reflects your situation as accurately as possible.

Since TIMSS is an international study and all countries are using the same questionnaire, you may find that some of the questions seem unusual or are not entirely relevant to you or schools in the United States. Nevertheless, it is important that you do your best to answer all of the questions so comparisons can be made across countries in the studies.

It is estimated that you will need about 30 minutes to complete the questionnaire. We appreciate the time and effort that this takes and thank you for your cooperation and contribution.

When you have completed the questionnaire, please place it in the accompanying envelope and return it to the TIMSS school coordinator.

NCES is authorized to collect information from this questionnaire under the Education Sciences Reform Act of 2002 (ESRA 2002, 20 U.S.C. §9543). You do not have to provide the information requested. However, the information you provide will help the U.S. Department of Education's ongoing efforts to understand better how the educational system in the United States compares to that in other countries. There are no penalties should you choose not to participate in this study. All of the information you provide may be used only for statistical purposes and may not be disclosed, or used, in identifiable form for any other purpose except as required by law (20 U.S.C. §9573 and 6 U.S.C. §151). Your responses will be combined with those from other participants to produce summary statistics and reports.

This survey is estimated to take an average of 30 minutes, including time for reviewing instructions, and completing and reviewing the collection of information. An agency may not conduct or sponsor, and a person is not required to respond to, a collection of information unless it displays a currently valid OMB control number. Send comments regarding this burden estimate or any other aspect of this collection of information, including suggestions for reducing burden to: Trends in International Mathematics and Science Study (TIMSS), National Center for Education Statistics, Potomac Center Plaza (PCP), 550 12th St., SW, 4th floor, Washington, DC 20202.

Thank you.

TIMSS 2019

About You

1 _____

What year did you start teaching?

Please write in a year.

2 _____

At the end of this school year, how many years will you have taught altogether?

_____ years
Please **round** to the nearest whole number.

3 _____

Are you female or male?

Fill in **one** circle only.

Female --- (1)

Male --- (2)

4 _____

How old are you?

Fill in **one** circle only.

Under 25 --- (1)

25–29 --- (2)

30–39 --- (3)

40–49 --- (4)

50–59 --- (5)


60 or more --- (6)

5 _____

What is the highest level of formal education you have completed?

Fill in **one** circle only.

Did not complete high school --- (1)

High school graduate --- (2) 

(If you have not completed more than high school, go to question 7)

Associate's degree
(2-year college program) --- (3)

Bachelor's degree
(4-year college program) --- (4)

Master's degree or professional
degree (MD, DDS, lawyer, minister) --- (5)

Doctorate (Ph.D., or Ed.D.) --- (6)

6 _____

A. During your college or university education, what was your major or main area(s) of study?

Fill in only **one** circle for each row.

- | | Yes | No |
|---------------------------------------|-----------|-----------|
| a) Education—Primary/Elementary ----- | (1) — (2) | (1) — (2) |
| b) Education—Secondary ----- | (1) — (2) | (1) — (2) |
| c) Mathematics ----- | (1) — (2) | (1) — (2) |
| d) Science ----- | (1) — (2) | (1) — (2) |
| e) English ----- | (1) — (2) | (1) — (2) |
| f) Other ----- | (1) — (2) | (1) — (2) |

B. If your major or main area of study was education, did you have a specialization in any of the following?

Fill in only **one** circle for each row.

- | | Yes | No |
|---------------------------|-----------|-----------|
| a) Mathematics ----- | (1) — (2) | (1) — (2) |
| b) Science ----- | (1) — (2) | (1) — (2) |
| c) Language/reading ----- | (1) — (2) | (1) — (2) |
| d) Other subject ----- | (1) — (2) | (1) — (2) |

School Emphasis on Academic Success

School Environment

7

How would you characterize each of the following within your school?

Fill in only **one** circle for each row.

- | | Very high | High | Medium | Low | Very low |
|---|-----------|------|--------|-----|----------|
| a) Teachers' understanding of the school's curricular goals | ① | ② | ③ | ④ | ⑤ |
| b) Teachers' degree of success in implementing the school's curriculum | ① | ② | ③ | ④ | ⑤ |
| c) Teachers' expectations for student achievement | ① | ② | ③ | ④ | ⑤ |
| d) Teachers' ability to inspire students | ① | ② | ③ | ④ | ⑤ |
| e) Parental involvement in school activities | ① | ② | ③ | ④ | ⑤ |
| f) Parental commitment to ensure that students are ready to learn | ① | ② | ③ | ④ | ⑤ |
| g) Parental expectations for student achievement | ① | ② | ③ | ④ | ⑤ |
| h) Parental support for student achievement | ① | ② | ③ | ④ | ⑤ |
| i) Students' desire to do well in school | ① | ② | ③ | ④ | ⑤ |
| j) Students' ability to reach school's academic goals | ① | ② | ③ | ④ | ⑤ |
| k) Students' respect for classmates who excel academically | ① | ② | ③ | ④ | ⑤ |
| l) Collaboration between school leadership (including master teachers) and teachers to plan instruction | ① | ② | ③ | ④ | ⑤ |

8

Thinking about your current school, indicate the extent to which you agree or disagree with each of the following statements.

Fill in only **one** circle for each row.

- | | Agree a lot | Agree a little | Disagree a little | Disagree a lot |
|---|-------------|----------------|-------------------|----------------|
| a) This school is located in a safe neighborhood | ① | ② | ③ | ④ |
| b) I feel safe at this school | ① | ② | ③ | ④ |
| c) This school's security policies and practices are sufficient | ① | ② | ③ | ④ |
| d) The students behave in an orderly manner | ① | ② | ③ | ④ |
| e) The students are respectful of the teachers | ① | ② | ③ | ④ |
| f) The students respect school property | ① | ② | ③ | ④ |
| g) This school has clear rules about student conduct | ① | ② | ③ | ④ |
| h) This school's rules are enforced in a fair and consistent manner | ① | ② | ③ | ④ |

About Being a Teacher

9

How often do you feel the following way about being a teacher?

Fill in only **one** circle for each row.

- Very often**
Often
Sometimes
Never or almost never
- a) I am content with my profession as a teacher ----- ① — ② — ③ — ④
- b) I find my work full of meaning and purpose ----- ① — ② — ③ — ④
- c) I am enthusiastic about my job ----- ① — ② — ③ — ④
- d) My work inspires me ----- ① — ② — ③ — ④
- e) I am proud of the work I do --- ① — ② — ③ — ④

10

Indicate the extent to which you agree or disagree with each of the following statements.

Fill in only **one** circle for each row.

- Agree a lot**
Agree a little
Disagree a little
Disagree a lot
- a) There are too many students in the classes ----- ① — ② — ③ — ④
- b) I have too much material to cover in class ----- ① — ② — ③ — ④
- c) I have too many teaching hours ----- ① — ② — ③ — ④
- d) I need more time to prepare for class ----- ① — ② — ③ — ④
- e) I need more time to assist individual students ----- ① — ② — ③ — ④
- f) I feel too much pressure from parents ----- ① — ② — ③ — ④
- g) I have difficulty keeping up with all of the changes to the curriculum ----- ① — ② — ③ — ④
- h) I have too many administrative tasks ----- ① — ② — ③ — ④

About Teaching the TIMSS Class

11

A. How many students are in this class?

_____ students
Write in the number.

B. How many of the students in question 11A are in fourth grade?

_____ fourth-grade students
Write in the number.

12

How many fourth-grade students experience difficulties understanding spoken English?

_____ students in this class
Write in the number.

13

How often do you do the following in teaching this class?

Fill in only **one** circle for each row.

- | | Every or almost every lesson | About half the lessons | Some lessons | Never |
|--|------------------------------|------------------------|--------------|-------|
| a) Relate the lesson to students' daily lives ----- | ① | ② | ③ | ④ |
| b) Ask students to explain their answers ----- | ① | ② | ③ | ④ |
| c) Bring interesting materials to class ----- | ① | ② | ③ | ④ |
| d) Ask students to complete challenging exercises that require them to go beyond the instruction ----- | ① | ② | ③ | ④ |
| e) Encourage classroom discussions among students ----- | ① | ② | ③ | ④ |
| f) Link new content to students' prior knowledge ----- | ① | ② | ③ | ④ |
| g) Ask students to decide their own problem solving procedures ----- | ① | ② | ③ | ④ |
| h) Encourage students to express their ideas in class ----- | ① | ② | ③ | ④ |

14

In your view, to what extent do the following limit how you teach this class?

Fill in only **one** circle for each row.

- | | Not at all | Some | A lot |
|---|------------|------|-------|
| a) Students lacking prerequisite knowledge or skills ----- | ① | ② | ③ |
| b) Students suffering from lack of basic nutrition ----- | ① | ② | ③ |
| c) Students suffering from not enough sleep ----- | ① | ② | ③ |
| d) Students absent from class ---- | ① | ② | ③ |
| e) Disruptive students ----- | ① | ② | ③ |
| f) Uninterested students ----- | ① | ② | ③ |
| g) Students with mental, emotional, or psychological impairment ----- | ① | ② | ③ |
| h) Students with difficulties understanding the language of instruction ----- | ① | ② | ③ |

Teaching Mathematics to the TIMSS Class

Questions 15 - 16 ask about mathematics instruction for the fourth-grade students in the TIMSS class.

15

In a typical week, how much time do you spend teaching mathematics to the students in this class?

_____ minutes per week

Write in the number of minutes per week.

Please convert the number of hours into minutes.

16

In teaching mathematics to this class, how often do you ask students to do the following?

Fill in only **one** circle for each row.

- | | Every or almost every lesson | About half the lessons | Some lessons | Never |
|--|------------------------------|------------------------|--------------|-------|
| a) Listen to me explain new mathematics content ----- | ① | ② | ③ | ④ |
| b) Listen to me explain how to solve problems ----- | ① | ② | ③ | ④ |
| c) Memorize rules, procedures, and facts ----- | ① | ② | ③ | ④ |
| d) Work problems (individually or with peers) with my guidance ----- | ① | ② | ③ | ④ |
| e) Work problems together in the whole class with direct guidance from me ----- | ① | ② | ③ | ④ |
| f) Work problems (individually or with peers) while I am occupied by other tasks ----- | ① | ② | ③ | ④ |
| g) Work on problems for which there is no immediately obvious method of solution --- | ① | ② | ③ | ④ |
| h) Work in mixed ability groups -- | ① | ② | ③ | ④ |
| i) Work in same ability groups --- | ① | ② | ③ | ④ |

Using Calculators and Computers for Teaching Mathematics to the TIMSS Class

Questions 17 - 18 ask about calculator and computer use for teaching mathematics to the fourth-grade students in the TIMSS class.

17

Are the students in this class permitted to use calculators during mathematics lessons?

Fill in **one** circle only.

- Yes, with unrestricted use --- ①
- Yes, with restricted use --- ②
- No, calculators are not permitted --- ③

18

A. Do the students in this class have computers (including tablets) available to use during their mathematics lessons?

Fill in **one** circle only.

Yes --- ①

No --- ②

(If No, go to question 19)

If Yes,

B. What access do the students have to computers?

Fill in only **one** circle for each row.

- | | Yes | No |
|--|-----|----|
| a) Each student has a computer ----- | ① | ② |
| b) The class has computers that students can share ----- | ① | ② |
| c) The school has computers that the class can use sometimes ----- | ① | ② |

C. How often do you have the students do the following activities on computers during mathematics lessons?

Fill in only **one** circle for each row.

- | | Every or almost every day | Once or twice a week | Once or twice a month | Never or almost never |
|--|---------------------------|----------------------|-----------------------|-----------------------|
| a) Practice skills and procedures ----- | ① | ② | ③ | ④ |
| b) Look up ideas and information ----- | ① | ② | ③ | ④ |
| c) Create data displays (e.g., charts, graphs) ----- | ① | ② | ③ | ④ |
| d) Watch videos to learn how to solve problems ----- | ① | ② | ③ | ④ |

Mathematics Topics Taught to the TIMSS Class

Question 19 asks about the topics taught and the content covered in teaching mathematics to the fourth-grade students in the TIMSS class.

19

The following list includes the main topics addressed by the TIMSS mathematics test. Choose the response that best describes when the students in this class have been taught each topic. If a topic was in the curriculum before the fourth-grade, please choose “Mostly taught before this year.” If a topic was taught half this year but not yet completed, please choose “Mostly taught this year.” If a topic is not in the curriculum, please choose “Not yet taught or just introduced.”

Fill in only **one** circle for each row.

Mostly taught before this year _____
 Mostly taught this year _____
 Not yet taught or just introduced _____

A. Number

- a) Concepts of whole numbers, including place value and ordering ----- (1) — (2) — (3)
- b) Adding, subtracting, multiplying, and dividing with whole numbers ----- (1) — (2) — (3)
- c) Concepts of multiples and factors; odd and even numbers ----- (1) — (2) — (3)
- d) Number sentences (finding the missing number, representing problem situations with number sentences) ----- (1) — (2) — (3)
- e) Number patterns (extending number patterns and finding missing terms) ----- (1) — (2) — (3)
- f) Concepts of fractions, including representing, comparing and ordering, adding and subtracting simple fractions ----- (1) — (2) — (3)
- g) Concepts of decimals, including place value and ordering, adding and subtracting with decimals ----- (1) — (2) — (3)

B. Measurement and Geometry

- a) Solving problems involving length, including measuring and estimating ----- (1) — (2) — (3)
- b) Solving problems involving mass, volume, and time ----- (1) — (2) — (3)
- c) Finding and estimating perimeter, area, and volume ----- (1) — (2) — (3)
- d) Parallel and perpendicular lines ----- (1) — (2) — (3)
- e) Comparing and drawing angles ----- (1) — (2) — (3)
- f) Elementary properties of common geometric shapes ----- (1) — (2) — (3)
- g) Three-dimensional shapes, including relationships with their two-dimensional representations ----- (1) — (2) — (3)

C. Data

- a) Reading and interpreting data from tables, pictographs, bar graphs, line graphs, and pie charts ----- (1) — (2) — (3)
- b) Organizing and representing data to help answer questions ----- (1) — (2) — (3)
- c) Drawing conclusions from data displays ----- (1) — (2) — (3)

Mathematics Homework for the TIMSS Class

Mathematics Assessment of the TIMSS Class


Question 20 asks about mathematics homework for the fourth-grade students in the TIMSS class.

Question 21-23 asks about mathematics assessment for the fourth-grade students in the TIMSS class.

20

A. How often do you usually assign mathematics homework to the students in this class?

Fill in **one** circle only.

I do not assign mathematics homework --- (1) 

(Go to question 21)

Less than once a week --- (2)

1 or 2 times a week --- (3)

3 or 4 times a week --- (4)

Every day --- (5)

B. When you assign mathematics homework to the students in this class, about how many minutes do you usually assign? (Consider the time it would take an average student in your class.)

Fill in **one** circle only.

15 minutes or less --- (1)

16–30 minutes --- (2)

31–60 minutes --- (3)

More than 60 minutes --- (4)

C. How often do you do the following with the mathematics homework assignments for this class?

Fill in only **one** circle for each row.

Always or almost always

Sometimes

Never or almost never

a) Correct assignments and give feedback to students ----- (1) --- (2) --- (3)

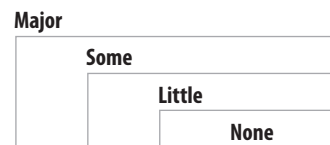
b) Discuss the homework in class ----- (1) --- (2) --- (3)

c) Monitor whether or not the homework was completed ----- (1) --- (2) --- (3)

21

How much importance do you place on the following assessment strategies in mathematics?

Fill in only **one** circle for each row.



a) Observing students as they work ----- (1) --- (2) --- (3) --- (4)

b) Asking students to answer questions during class ----- (1) --- (2) --- (3) --- (4)

c) Short, regular written assessments ----- (1) --- (2) --- (3) --- (4)

d) Longer tests (e.g., unit tests or exams) ----- (1) --- (2) --- (3) --- (4)

e) Long-term projects ----- (1) --- (2) --- (3) --- (4)

22

About how often do fourth-grade students in this class take mathematics tests on computers or tablets?

Fill in **one** circle only.

More than once a month --- (1)

Once a month --- (2)

Twice a year -- (3)

Once a year or less --- (4)

Never -- (5)

Preparation to Teach Mathematics

23

To what extent do you depend on assessment results?

Fill in only **one** circle for each row.

	A lot	Some	A little	None
a) To modify your instruction -----	①	②	③	④
b) To give grades -----	①	②	③	④
c) To report to parents -----	①	②	③	④
d) To determine the learning needs of each student -----	①	②	③	④

24

In the past two years, have you participated in professional development in any of the following?

Fill in only **one** circle for each row.

	Yes	No
a) Mathematics content -----	①	②
b) Mathematics pedagogy/instruction -----	①	②
c) Mathematics curriculum -----	①	②
d) Integrating information technology into mathematics -----	①	②
e) Improving students' critical thinking or problem solving skills -----	①	②
f) Mathematics assessment -----	①	②
g) Addressing individual students' needs -----	①	②

25

In the past two years, how many hours in total have you spent in formal in-service/professional development (e.g., workshops, seminars) for mathematics?

Fill in **one** circle only.

- None --- ①
- Less than 6 hours --- ②
- 6–15 hours --- ③
- 16–35 hours --- ④
- More than 35 hours --- ⑤

Teaching Science to the TIMSS Class

Questions 26 - 27 ask about science instruction for the fourth-grade students in the TIMSS class.

26

A. Is science taught mainly as a separate subject (i.e., not integrated with other subjects) to the students in this class?

Fill in **one** circle only.

Yes --- (1)

No --- (2)

B. Please estimate the time that you spend on science topics with students in this class.

_____ minutes per week

Write in the number of minutes per week.

Please convert the number of hours into minutes.

27

In teaching science to the students in this class, how often do you ask them to do the following?

Fill in only **one** circle for each row.

- | | Every or almost every lesson | About half the lessons | Some lessons | Never |
|--|------------------------------|------------------------|--------------|-------|
| a) Listen to me explain new science content ----- | (1) | (2) | (3) | (4) |
| b) Observe natural phenomena such as the weather or a plant growing and describe what they see ----- | (1) | (2) | (3) | (4) |
| c) Watch me demonstrate an experiment or investigation --- | (1) | (2) | (3) | (4) |
| d) Design or plan experiments or investigations ----- | (1) | (2) | (3) | (4) |
| e) Conduct experiments or investigations ----- | (1) | (2) | (3) | (4) |
| f) Present data from experiments or investigations ----- | (1) | (2) | (3) | (4) |
| g) Interpret data from experiments or investigations ----- | (1) | (2) | (3) | (4) |
| h) Use evidence from experiments or investigations to support conclusions ----- | (1) | (2) | (3) | (4) |
| i) Read their textbooks or other resource materials ----- | (1) | (2) | (3) | (4) |
| j) Have students memorize facts and principles ----- | (1) | (2) | (3) | (4) |
| k) Do field work outside the class | (1) | (2) | (3) | (4) |
| l) Work in mixed ability groups -- | (1) | (2) | (3) | (4) |
| m) Work in same ability groups -- | (1) | (2) | (3) | (4) |

Using Computers for Teaching Science to the TIMSS Class

Question 28 asks about computer use for teaching science to the fourth-grade students in the TIMSS class.

28

A. Do the students in this class have computers (including tablets) available to use during their science lessons?

Fill in **one** circle only.

Yes --- (1)

No --- (2) 

(If No, go to question 29)

If Yes,

B. What access do the students have to computers?

Fill in only **one** circle for each row.

- | | Yes | No |
|--|-----|-----|
| a) Each student has a computer ----- | (1) | (2) |
| b) The class has computers that students can share ----- | (1) | (2) |
| c) The school has computers that the class can use sometimes ----- | (1) | (2) |

C. How often do you have the students do the following activities on computers during science lessons?

Fill in only **one** circle for each row.

- | | Every or almost every day | Once or twice a week | Once or twice a month | Never or almost never |
|--|---------------------------|----------------------|-----------------------|-----------------------|
| a) Practice skills and procedures | (1) | (2) | (3) | (4) |
| b) Look up ideas and information ----- | (1) | (2) | (3) | (4) |
| c) Do scientific procedures or experiments ----- | (1) | (2) | (3) | (4) |
| d) Study natural phenomena through simulations ----- | (1) | (2) | (3) | (4) |
| e) Prepare reports and presentations ----- | (1) | (2) | (3) | (4) |

Science Topics Taught to the TIMSS Class

Question 29 asks about the topics taught and the content covered in teaching science to the **fourth-grade** students in the TIMSS class.

29

The following list includes the main topics addressed by the TIMSS science test. Choose the response that best describes when the students in this class have been taught each topic. If a topic was in the curriculum before the **fourth-grade**, please choose “Mostly taught before this year.” If a topic was taught half this year but not yet completed, please choose “Mostly taught this year.” If a topic is not in the curriculum, please choose “Not yet taught or just introduced.”

Fill in only **one** circle for each row.

Mostly taught before this year
Mostly taught this year
Not yet taught or just introduced

A. Life Science

- a) Physical and behavioral characteristics of living things and major groups of living things (e.g., mammals, birds, insects, flowering plants) ----- ① — ② — ③
- b) Major body structures and their functions in humans, other animals, and plants ----- ① — ② — ③
- c) Life cycles of common plants and animals (e.g., flowering plants, butterflies, frogs) ----- ① — ② — ③
- d) Characteristics of plants and animals that are inherited ----- ① — ② — ③
- e) Interactions between organisms and their environments (e.g., physical features and behaviors that help living things survive in their environments) ----- ① — ② — ③
- f) Relationships in ecosystems (e.g., simple food chains, predator-prey relationships, competition) ----- ① — ② — ③
- g) Human health (transmission and prevention of diseases, everyday behaviors that promote good health) ----- ① — ② — ③

B. Physical Science

- a) States of matter (solid, liquid, gas) and their properties (volume, shape) ----- ① — ② — ③
- b) Classifying materials based on physical properties (e.g., weight/mass, volume, state of matter, conductivity of heat or electricity) ----- ① — ② — ③
- c) Mixtures, including methods for separating a mixture into its components (e.g., sifting, filtering, evaporation, using a magnet) ----- ① — ② — ③
- d) Properties of magnets (e.g., like poles repel and opposite poles attract, magnets can attract some objects) ----- ① — ② — ③
- e) Physical changes in everyday life (e.g., changes of state, dissolving) ----- ① — ② — ③
- f) Chemical changes in everyday life (e.g., decaying, burning, rusting, cooking) ----- ① — ② — ③
- g) Common sources of energy (e.g., the Sun, wind, oil) and uses of energy (heating and cooling homes, providing light) ----- ① — ② — ③
- h) Light and sound in everyday life (e.g., shadows and reflections, vibrating objects make sound) ----- ① — ② — ③
- i) Heat transfer (e.g., energy flows from a hot object to a colder object) ----- ① — ② — ③
- j) Electricity and simple electrical circuits (e.g., a circuit must be complete to work correctly) ----- ① — ② — ③
- k) Forces that cause objects to move (e.g., gravity, pushing/pulling) or change their motion (e.g., friction) ----- ① — ② — ③
- l) Simple machines (e.g., levers, pulleys, wheels, ramps) that help make motion easier ----- ① — ② — ③

29 (continued)

Choose the response that best describes when the students in this class have been taught each topic. If a topic was in the curriculum before the fourth grade, please choose “Mostly taught before this year.” If a topic was taught half this year but not yet completed, please choose “Mostly taught this year.” If a topic is not in the curriculum, please choose “Not yet taught or just introduced.”

Fill in only **one** circle for each row.



C. Earth Science

- a) Physical makeup of Earth’s surface (e.g., land and water in unequal proportions, sources of fresh and salt water) ----- ① — ② — ③
- b) Earth’s resources used in everyday life (e.g., water, wind, soil, forests, oil, natural gas, minerals) ----- ① — ② — ③
- c) Changes in Earth’s surface over time (e.g., mountain building, weathering, erosion) ----- ① — ② — ③
- d) Fossils and what they can tell us about past conditions on Earth ----- ① — ② — ③
- e) Weather and climate (e.g., daily, seasonal, and locational variations versus long term trends) ----- ① — ② — ③
- f) Objects in the Solar System (the Sun, the Earth, the Moon, and other planets) and their movements ----- ① — ② — ③
- g) Earth’s motion and related patterns observed on Earth (e.g., day and night, seasons) ----- ① — ② — ③


Science Homework for the TIMSS Class

Question 30 asks about science homework for the fourth-grade students in the TIMSS class.

30

A. How often do you usually assign science homework to the students in this class?

Fill in **one** circle only.

I do not assign science homework --- (1) 

(Go to question 31)

Less than once a week --- (2)

1 or 2 times a week --- (3)

3 or 4 times a week --- (4)

Every day --- (5)

B. When you assign science homework to the students in this class, about how many minutes do you usually assign? (Consider the time it would take an average student in your class.)

Fill in **one** circle only.

15 minutes or less --- (1)

16–30 minutes --- (2)

31–60 minutes --- (3)

More than 60 minutes --- (4)

C. How often do you do the following with the science homework assignments for this class?

Fill in only **one** circle for each row.

Always or almost always

Sometimes

Never or almost never

a) Correct assignments and give feedback to students ----- (1) --- (2) --- (3)

b) Discuss the homework in class ----- (1) --- (2) --- (3)

c) Monitor whether or not the homework was completed ----- (1) --- (2) --- (3)

Science Assessment of the TIMSS Class

Questions 31-33 asks about science assessment for the fourth-grade students in the TIMSS class.

31

How much importance do you place on the following assessment strategies in science?

Fill in only **one** circle for each row.

Major

Some

Little

None

a) Observing students as they work ----- (1) --- (2) --- (3) --- (4)

b) Asking students to answer questions during class ----- (1) --- (2) --- (3) --- (4)

c) Short, regular written assessments ----- (1) --- (2) --- (3) --- (4)

d) Longer tests (e.g., unit tests or exams) ----- (1) --- (2) --- (3) --- (4)

e) Long-term projects ----- (1) --- (2) --- (3) --- (4)

32

About how often do fourth-grade students in this class take science tests on computers or tablets?

Fill in **one** circle only.

More than once a month --- (1)

Once a month --- (2)

Twice a year -- (3)

Once a year or less --- (4)

Never -- (5)

33

To what extent do you depend on assessment results?

Fill in only **one** circle for each row.

A lot

Some

A little

None

a) To modify your instruction ----- (1) --- (2) --- (3) --- (4)

b) To give grades ----- (1) --- (2) --- (3) --- (4)

c) To report to parents ----- (1) --- (2) --- (3) --- (4)

d) To determine the learning needs of each student ----- (1) --- (2) --- (3) --- (4)

Preparation to Teach Science

34

In the past two years, have you participated in professional development in any of the following?

Fill in only **one** circle for each row.

- | | Yes | No |
|--|-----|----|
| a) Science content ----- | ① | ② |
| b) Science pedagogy/instruction ----- | ① | ② |
| c) Science curriculum ----- | ① | ② |
| d) Integrating information
technology into science ----- | ① | ② |
| e) Improving students' critical thinking or
inquiry skills ----- | ① | ② |
| f) Science assessment ----- | ① | ② |
| g) Addressing individual students' needs ----- | ① | ② |
| h) Integrating science with other subjects
(e.g., mathematics, technology)----- | ① | ② |

35

In the past two years, how many hours in total have you spent in formal in-service/professional development (e.g., workshops, seminars) for science?

Fill in **one** circle only.

- None --- ①
- Less than 6 hours --- ②
- 6–15 hours --- ③
- 16–35 hours --- ④
- More than 35 hours --- ⑤

Thank You

Thank you for the thought, time, and effort you have put into completing this questionnaire.





BOSTON
COLLEGE

timss.bc.edu

Grade 4



© IEA, 2017
International Association
for the Evaluation of
Educational Achievement



Place Label Here

Student ID _____

Participation Status _____

TRENDS IN INTERNATIONAL MATHEMATICS AND SCIENCE STUDY

Student Questionnaire

Grade 4

National Center for Education Statistics

U.S. Department of Education
 Potomac Center Plaza (PCP), 550 12th St., SW, 4th floor
 Washington, DC 20202
 USA

Field Test Version

The National Center for Education Statistics (NCES), within the U.S. Department of Education, conducts TIMSS in the United States as authorized by the Education Sciences Reform Act of 2002 (ESRA 2002, 20 U.S.C. §9543). All of the information you provide may be used only for statistical purposes and may not be disclosed, or used, in identifiable form for any other purpose except as required by law (20 U.S.C. §9573 and 6 U.S.C. §151).

According to the Paperwork Reduction Act of 1995, no persons are required to respond to a collection of information unless such collection displays a valid OMB control number. The valid OMB control number for this voluntary information collection is 1850-0695. The time required to complete this information collection is estimated to average 30 minutes per student, including the time to review instructions and complete and review the information collection. If you have any comments or concerns regarding the accuracy of the time estimate(s), suggestions for improving the form, or questions about the status of your individual submission of this form, write directly to: Trends in International Mathematics and Science Study (TIMSS), National Center for Education Statistics, Potomac Center Plaza (PCP), 550 12th St., SW, 4th floor, Washington, DC 20202.

OMB No. 1850-0695, Approval Expires 01/31/2021.

© IEA, 2017

TIMSS & PIRLS
 International Study Center
 Lynch School of Education
 BOSTON COLLEGE

Directions

In this booklet, you will find questions about you and what you think. For each question, you should choose the answer you think is best.

Let us take a few minutes to practice the kinds of questions you will answer in this booklet.

Example 1 is one kind of question you will find in this booklet.

Example 1

Do you go to school?

Fill in **one** circle only.

Yes -- ①

No -- ②

Example 2 is another kind of question you will find in this booklet.

Example 2

How often do you do these things?

Fill in only **one** circle for each row.

	Every day or almost every day	Once or twice a week	Once or twice a month	Never or almost never
a) I talk with my friends	↓ ①	↓ ②	↓ ③	↓ ④
b) I play sports	①	②	③	④
c) I ride a skateboard	①	②	③	④

Example 3 is another kind of question you will find in this booklet.

Example 3

What do you think? Tell us how much you agree with these statements.

*Fill in only **one** circle for each row.*

	Agree a lot	Agree a little	Disagree a little	Disagree a lot
a) Watching movies is fun	↓ ①	↓ ②	↓ ③	↓ ④
b) I like eating ice cream	①	②	③	④
c) I do not like waking up early	①	②	③	④
d) I enjoy doing chores	①	②	③	④

- Read each question carefully, and pick the answer you think is best.
- Fill in the circle next to or under your answer.
- If you decide to change your answer, completely erase your first choice. Then, fill in the circle next to or under your new answer.
- Ask for help if you do not understand something or are not sure how to answer.

About you

1

A. Are you a girl or a boy?

*Fill in **one** circle only.*

Girl -- ①

Boy -- ②

B. Are you Hispanic or Latino?

*Fill in **one** circle only.*

Yes, I am Hispanic or Latino -- ①

No, I am not Hispanic or Latino -- ②

C. Which of the following best describes you?

*Fill in circles for **all** that apply.*

White -- ①

Black or African American -- ①

Asian -- ①

American Indian or Alaska Native -- ①

Native Hawaiian or other
Pacific Islander -- ①

2**When were you born?**

Fill in the circles next to the month and year you were born.

a) Month

- January -- (A)
February -- (B)
March -- (C)
April -- (D)
May -- (E)
June -- (f)
July -- (g)
August -- (h)
September -- (i)
October -- (j)
November -- (k)
December -- (l)

b) Year

- 2006 -- (1)
2007 -- (2)
2008 -- (3)
2009 -- (4)
2010 -- (5)
2011 -- (6)
2012 -- (7)
Other -- (8)

3**A. How often do you speak English at home?***Fill in **one** circle only.*

I always speak
English at home -- ① *If **Always**, please go to question 4* 

I almost always speak
English at home -- ②

I sometimes speak English
and sometimes speak
another language at home -- ③

I never speak
English at home -- ④

B. What language do you speak at home (other than English)?*Fill in **one** circle only.*

Spanish -- ①

Other -- ② Please specify _____

4

About how many books are there in your home? (Do not count magazines, newspapers, or your school books.)

*Fill in **one** circle only.*

None or very few (0–10 books) -- ①

This shows 10 books




Enough to fill one shelf (11–25 books) -- ②

This shows 25 books



Enough to fill one bookcase
(26–100 books) -- ③

This shows 100 books



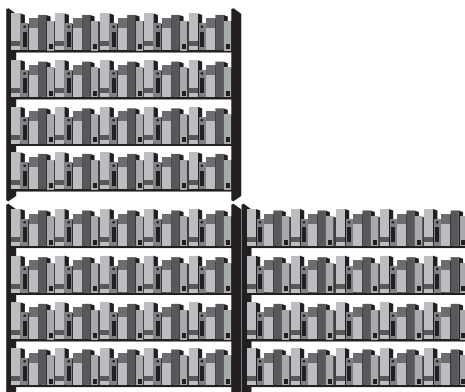
Enough to fill two bookcases
(101–200 books) -- ④

This shows 200 books



Enough to fill three or more bookcases
(more than 200) -- ⑤

This shows more than 200 books



5

Do you have any of these things at your home?

Fill in only **one** circle for each row.

- | | Yes | No |
|---|-----|----|
| | ↓ | ↓ |
| a) A computer or tablet | ① | ② |
| b) Study desk/table for your use | ① | ② |
| c) Your own room | ① | ② |
| d) Internet connection | ① | ② |
| e) Your own cell phone | ① | ② |
| f) A gaming system (e.g., PlayStation,
Wii, XBox) -- | ① | ② |
| g) VCR, DVD, or Blu-ray player | ① | ② |

The following question is about your Parent/Guardian A and Parent/Guardian B. If you have only one parent/guardian, answer for Parent/Guardian A. If you have two parents/guardians, choose one for Parent/Guardian A and the other for Parent/Guardian B.

6

Were your parents/guardians born in the United States?

A. Parent/Guardian A

*Fill in **one** circle only.*

Yes -- ①

No -- ②

I don't know -- ③

Not applicable -- ④

Were your parents/guardians born in the United States?

B. Parent/Guardian B

*Fill in **one** circle only.*

Yes -- ①

No -- ②

I don't know -- ③

Not applicable -- ④

7

Were you born in the United States?

*Fill in **one** circle only.*

Yes -- ①

No -- ②

8

The following questions ask about activities you do outside of school.

Fill in only **one** circle for each row.

- | | Yes | No |
|---|--------|--------|
| a) Do you play on a sports team outside of school?----- | ↓
① | ↓
② |
| b) Do you often play a musical instrument outside of school? ----- | ① | ② |
| c) Are you studying something in a class outside of school? ----- | ① | ② |
| d) Do you belong to a club outside of school (like Boy/Girl Scouts, 4-H, or Boys and Girls Club)? ----- | ① | ② |

9

Are you preparing for or have you participated in a science club, a science fair, or a science competition?

Fill in **one** circle only.

Yes -- ①

No -- ②

10

Have you ever repeated a grade in elementary school?

Fill in **one** circle only.

Yes -- ①

No -- ②

11**A. About how often are you absent from school?***Fill in **one** circle only.*

Once a week or more -- ①

Once every two weeks -- ②

Once a month -- ③

Never or almost never -- ④

B. How many days were you absent from school in the last month?*Fill in **one** circle only.*

None -- ①

1 or 2 days -- ②

3 or 4 days -- ③

5 to 10 days -- ④

More than 10 days -- ⑤

12**How often do you feel this way when you arrive at school?***Fill in only **one** circle for each row.*

	Every day	Almost every day	Sometimes	Never
a) I feel tired-----	↓	↓	↓	↓
	①	②	③	④
b) I feel hungry -----	①	②	③	④

Your School

13

What do you think about your school? Tell how much you agree with these statements.

Fill in only **one** circle for each row.

	Agree a lot	Agree a little	Disagree a little	Disagree a lot
a) I like being in school	↓ ①	↓ ②	↓ ③	↓ ④
b) I feel safe when I am at school	①	②	③	④
c) I feel like I belong at this school	①	②	③	④
d) Teachers at my school are fair to me	①	②	③	④
e) I am proud to go to this school	①	②	③	④

14

During this school year, how often have other students from your school done any of the following things to you (including through texting or the Internet)?

*Fill in only **one** circle for each row.*

	At least once a week	Once or twice a month	A few times a year	Never
a) Made fun of me or called me names	①	②	③	④
b) Left me out of their games or activities	①	②	③	④
c) Spread lies about me	①	②	③	④
d) Stole something from me	①	②	③	④
e) Damaged something of mine on purpose	①	②	③	④
f) Hit or hurt me (<i>e.g., shoving, hitting, kicking</i>)	①	②	③	④
g) Made me do things I didn't want to do	①	②	③	④
h) Shared embarrassing information about me	①	②	③	④
i) Threatened me	①	②	③	④

Mathematics in school

15

How much do you agree with these statements about learning mathematics?

*Fill in only **one** circle for each row.*

	Agree a lot	Agree a little	Disagree a little	Disagree a lot
	↓	↓	↓	↓
a) I enjoy learning mathematics	①	②	③	④
b) I wish I did not have to study mathematics	①	②	③	④
c) Mathematics is boring	①	②	③	④
d) I learn many interesting things in mathematics	①	②	③	④
e) I like mathematics	①	②	③	④
f) I like any schoolwork that involves numbers	①	②	③	④
g) I like to solve mathematics problems	①	②	③	④
h) I look forward to mathematics lessons	①	②	③	④
i) Mathematics is one of my favorite subjects	①	②	③	④

16

How much do you agree with these statements about your mathematics lessons?

Fill in only **one** circle for each row.

- | | Agree
a lot | Agree
a little | Disagree
a little | Disagree
a lot |
|---|----------------|-------------------|----------------------|-------------------|
| a) I know what my teacher expects me to do | ↓
① | ↓
② | ↓
③ | ↓
④ |
| b) My teacher is easy to understand .. | ① | ② | ③ | ④ |
| c) My teacher gives me interesting things to do | ① | ② | ③ | ④ |
| d) My teacher has clear answers to my questions | ① | ② | ③ | ④ |
| e) My teacher is good at explaining mathematics | ① | ② | ③ | ④ |
| f) My teacher lets me show what I have learned | ① | ② | ③ | ④ |
| g) My teacher does a variety of things to help us learn | ① | ② | ③ | ④ |
| h) My teacher tells me how to do better when I make a mistake | ① | ② | ③ | ④ |
| i) My teacher listens to what I have to say | ① | ② | ③ | ④ |
| j) My teacher explains a topic again when we don't understand | ① | ② | ③ | ④ |
| k) My teacher lets me explain why my answer is correct | ① | ② | ③ | ④ |
| l) My teacher asks me to work on mathematics problems on my own | ① | ② | ③ | ④ |

17

How much do you agree with these statements about mathematics?

Fill in only **one** circle for each row.

- | | Agree
a lot | Agree
a little | Disagree
a little | Disagree
a lot |
|--|----------------|-------------------|----------------------|-------------------|
| a) I usually do well in mathematics --- | ↓
① | ↓
② | ↓
③ | ↓
④ |
| b) Mathematics is harder for me
than for many of my classmates ---- | ① | ② | ③ | ④ |
| c) I am just not good at mathematics - | ① | ② | ③ | ④ |
| d) I learn things quickly
in mathematics | ① | ② | ③ | ④ |
| e) Mathematics makes me nervous ---- | ① | ② | ③ | ④ |
| f) I am good at working out difficult
mathematics problems | ① | ② | ③ | ④ |
| g) My teacher tells me I am good
at mathematics | ① | ② | ③ | ④ |
| h) Mathematics is harder for me
than any other subject | ① | ② | ③ | ④ |
| i) Mathematics makes me confused--- | ① | ② | ③ | ④ |

Science in school

18

How much do you agree with these statements about learning science?

*Fill in only **one** circle for each row.*

	Agree a lot	Agree a little	Disagree a little	Disagree a lot
	↓	↓	↓	↓
a) I enjoy learning science	①	②	③	④
b) I wish I did not have to study science	①	②	③	④
c) Science is boring	①	②	③	④
d) I learn many interesting things in science	①	②	③	④
e) I like science	①	②	③	④
f) I look forward to learning science in school	①	②	③	④
g) Science teaches me how things in the world work	①	②	③	④
h) I like to do science experiments ----	①	②	③	④
i) Science is one of my favorite subjects	①	②	③	④

19

How much do you agree with these statements about your science lessons?

Fill in only **one** circle for each row.

	Agree a lot	Agree a little	Disagree a little	Disagree a lot
a) I know what my teacher expects me to do	↓ ①	↓ ②	↓ ③	↓ ④
b) My teacher is easy to understand ..	①	②	③	④
c) My teacher gives me interesting things to do	①	②	③	④
d) My teacher has clear answers to my questions	①	②	③	④
e) My teacher is good at explaining science	①	②	③	④
f) My teacher lets me show what I have learned	①	②	③	④
g) My teacher does a variety of things to help us learn	①	②	③	④
h) My teacher tells me how to do better when I make a mistake	①	②	③	④
i) My teacher listens to what I have to say	①	②	③	④
k) My teacher explains a topic again when we don't understand	①	②	③	④
l) My teacher lets me explain why my answer is correct	①	②	③	④
m) My teacher helps me learn science facts	①	②	③	④
n) My teacher helps me do science experiments	①	②	③	④

20

How much do you agree with these statements about science?

*Fill in only **one** circle for each row.*

- | | Agree
a lot | Agree
a little | Disagree
a little | Disagree
a lot |
|--|----------------|-------------------|----------------------|-------------------|
| a) I usually do well in science | ↓
① | ↓
② | ↓
③ | ↓
④ |
| b) Science is harder for me
than for many of my classmates ---- | ① | ② | ③ | ④ |
| c) I am just not good at science | ① | ② | ③ | ④ |
| d) I learn things quickly
in science | ① | ② | ③ | ④ |
| e) My teacher tells me I am good
at science | ① | ② | ③ | ④ |
| f) Science is harder for me
than any other subject | ① | ② | ③ | ④ |
| g) Science makes me confused | ① | ② | ③ | ④ |

21

How hard was this test compared to most other tests you have taken this year in school?

*Fill in **one** circle only.*

Easier than other tests -- ①

About as hard as other tests -- ②

Harder than other tests -- ③

Much harder than other tests -- ④

22

How hard did you try on this test compared to how hard you tried on most other tests you have taken this year in school?

*Fill in **one** circle only.*

Not as hard as on other tests -- ①

About as hard as on other tests -- ②

Harder than on other tests -- ③

Much harder than on other tests -- ④

23

How important was it to you to do well on this test?

*Fill in **one** circle only.*

Not very important -- ①

Somewhat important -- ②

Important -- ③

Very important -- ④



Thank You!

Thank you for filling out the questionnaire!

THIS PAGE LEFT BLANK ON PURPOSE

THIS PAGE LEFT BLANK ON PURPOSE



BOSTON
COLLEGE

timss.bc.edu

Grade 4



© IEA, 2017
International Association
for the Evaluation of
Educational Achievement



Place Label Here

School ID _____

Checksum _____

TRENDS IN INTERNATIONAL MATHEMATICS AND SCIENCE STUDY

School Questionnaire

Grade 8

National Center for Education Statistics

U.S. Department of Education
 Potomac Center Plaza (PCP), 550 12th St., SW, 4th floor
 Washington, DC 20202
 USA

Field Test Version

The National Center for Education Statistics (NCES), within the U.S. Department of Education, conducts TIMSS in the United States as authorized by the Education Sciences Reform Act of 2002 (ESRA 2002, 20 U.S.C. §9543). All of the information you provide may be used only for statistical purposes and may not be disclosed, or used, in identifiable form for any other purpose except as required by law (20 U.S.C. §9573 and 6 U.S.C. §151).

According to the Paperwork Reduction Act of 1995, no persons are required to respond to a collection of information unless such collection displays a valid OMB control number. The valid OMB control number for this voluntary information collection is 1850-0695. The time required to complete this information collection is estimated to average 20 minutes per principal, including the time to review instructions, search existing data resources, gather the data needed, and complete and review the information collection. If you have any comments or concerns regarding the accuracy of the time estimate(s), suggestions for improving the form, or questions about the status of your individual submission of this form, write directly to: Trends in International Mathematics and Science Study (TIMSS), National Center for Education Statistics, Potomac Center Plaza (PCP), 550 12th St., SW, 4th floor, Washington, DC 20202.

OMB No. 1850-0695, Approval Expires 01/31/2021.

© IEA, 2017

TIMSS & PIRLS
 International Study Center
 Lynch School of Education
 BOSTON COLLEGE

School Questionnaire

Your school has agreed to participate in TIMSS 2019 (Trends in International Mathematics and Science Study), an educational research project sponsored by the International Association for the Evaluation of Educational Achievement (IEA). TIMSS measures trends in student achievement in mathematics and science and studies differences in national education systems in almost 60 countries in order to help improve teaching and learning worldwide.

This questionnaire is addressed to school principals and department heads who are asked to supply information about their schools. Since your school has been selected as part of a nationwide sample, your responses are very important in helping to describe eighth-grade education in the United States.

It is important that you answer each question carefully so that the information provided reflects the situation in your school as accurately as possible. Some of the questions will require that you look up school records, so you may wish to arrange for the assistance of another staff member to help provide this information.

Since TIMSS is an international study and all countries are using the same questionnaire, you may find that some of the questions seem unusual or are not entirely relevant to you or schools in the United States. Nevertheless, it is important that you do your best to answer all of the questions so comparisons can be made across countries in the study.

It is estimated that you will need about 20 minutes to complete the questionnaire. We appreciate the time and effort this takes and thank you for your cooperation and contribution.

When you have completed the questionnaire, please place it in the accompanying envelope and return it to the TIMSS school coordinator.

NCES is authorized to collect information from this questionnaire under the Education Sciences Reform Act of 2002 (ESRA 2002, 20 U.S.C. §9543). You do not have to provide the information requested. However, the information you provide will help the U.S. Department of Education's ongoing efforts to understand better how the educational system in the United States compares to that in other countries. There are no penalties should you choose not to participate in this study. All of the information you provide may be used only for statistical purposes and may not be disclosed, or used, in identifiable form for any other purpose except as required by law (20 U.S.C. §9573 and 6 U.S.C. §151). Your responses will be combined with those from other participants to produce summary statistics and reports.

This survey is estimated to take an average of 20 minutes, including time for reviewing instructions, and completing and reviewing the collection of information. An agency may not conduct or sponsor, and a person is not required to respond to, a collection of information unless it displays a currently valid OMB control number. Send comments regarding this burden estimate or any other aspect of this collection of information, including suggestions for reducing burden to: Trends in International Mathematics and Science Study (TIMSS), National Center for Education Statistics, Potomac Center Plaza (PCP), 550 12th St., SW, 4th floor, Washington, DC 20202.

Thank you.

TIMSS 2019

School Enrollment and Characteristics

1

What is the total enrollment of students in your school as of March 1, 2018?

_____ students
Write in the number.

2

What is the total enrollment of eighth-grade students in your school as of March 1, 2018?

_____ students
Write in the number.

3

Approximately what percentage of students in your school have the following backgrounds?

Fill in only **one** circle for each row.

	0 to 10%	11 to 25%	26 to 50%	More than 50%
a) Come from economically disadvantaged homes -----	①	②	③	④
b) Come from economically affluent homes -----	①	②	③	④

4

Around the 1st of October 2017, what percentage of students at this school were eligible to receive free or reduced-price lunches through the National School Lunch Program?

_____ percentage of students
Write in the number.

5

Approximately what percentage of students in your school have English as their native language?

Fill in **one** circle only.

- More than 90% --- ①
- 76 to 90% --- ②
- 51 to 75% --- ③
- 26 to 50% --- ④
- 25% or less --- ⑤

6

Of the students currently enrolled in your school, what percentage has been identified as limited-English proficient (LEP)/English language learners (ELL)?

Fill in **one** circle only.

- 0% -- ①
- 1 - 5% -- ②
- 6 - 10% -- ③
- 11 - 25% -- ④
- 26 - 50% -- ⑤
- 51 - 75% -- ⑥
- 76 - 90% -- ⑦
- Over 90% -- ⑧

7**What type of school is this?***Fill in **one** circle only.*

- Regular public school - ①
- A regular public school with a magnet program - ②
- A magnet school or school with a special program emphasis (e.g., Montessori, science/math school, performing arts school, talented/gifted school, foreign language immersion school) - ③
- Special education: a school that primarily serves students with disabilities - ④
- Alternative: a school designed to address the needs of students, typically at risk of educational failure, which cannot be met in regular schools - ⑤
- Vocational - ⑥
- Charter School - ⑦
- Private (independent) - ⑧
- Private (religiously affiliated) - ⑨
- Other - ⑩

9**Which best characterizes the average income level of the school's immediate area?***Fill in **one** circle only.*

- High --- ①
- Medium --- ②
- Low --- ③

8**A. How many people live in the city, town, or area where your school is located?***Fill in **one** circle only.*

- More than 500,000 people --- ①
- 100,001 to 500,000 people --- ②
- 50,001 to 100,000 people --- ③
- 30,001 to 50,000 people --- ④
- 15,001 to 30,000 people --- ⑤
- 3,001 to 15,000 people --- ⑥
- 3,000 people or fewer --- ⑦

B. Which best describes the immediate area in which your school is located?*Fill in **one** circle only.*

- Urban—Densely populated --- ①
- Suburban—On fringe or outskirts of urban area --- ②
- Medium size city or large town --- ③
- Small town or village --- ④
- Remote rural --- ⑤

Instructional Time

10

For the eighth-grade students in your school:

A. How many days per year is your school open for instruction?

_____ days

Write in the number.

B. What is the total instructional time, excluding breaks, in a typical day?

_____ hours _____ minutes

Write in the number of hours and minutes per day.

C. In one calendar week, how many days is the school open for instruction?

*Fill in **one** circle only.*

6 days --- ①

5 1/2 days --- ②

5 days --- ③

4 1/2 days --- ④

4 days --- ⑤

Other --- ⑥

Resources and Technology

11 _____

How many computers (including tablets) does your school have for use by eighth-grade students?

_____ computers
Write in the number.

12 _____

A. Does your school have a science laboratory that can be used by eighth-grade students?

Fill in **one** circle only.

Yes--- (1)

No--- (2)

B. Do teachers usually have assistance available when students are conducting science experiments?

Fill in **one** circle only.

Yes--- (1)


No--- (2)

13 _____

Does your school have a school library?

Fill in **one** circle only.

Yes--- (1)

No--- (2) 

(If No, go to question 14)

If Yes,

A. Approximately how many books (print) with different titles does your school library have (exclude magazines and periodicals)?

Fill in **one** circle only.

250 or fewer--- (1)

251–500--- (2)

501–2,000--- (3)

2,001–5,000--- (4)

5,001–10,000--- (5)

More than 10,000--- (6)

B. Approximately how many titles of magazines and other periodicals (print) does your school library have?

Fill in **one** circle only.

0--- (1)

1–5--- (2)

6–10--- (3)

11–30--- (4)

31 or more--- (5)

14 _____

Does your school provide students access to digital learning resources (e.g., books, videos)?

Fill in **one** circle only.

Yes--- (1)

No--- (2)

15

How much is your school's capacity to provide instruction affected by a shortage or inadequacy of the following?

Fill in only **one** circle for each row.

Not at all A little Some A lot

A. General School Resources

a) Instructional materials (e.g., textbooks) ----- ① — ② — ③ — ④

b) Supplies (e.g., papers, pencils, materials) ----- ① — ② — ③ — ④

c) School buildings and grounds ----- ① — ② — ③ — ④

d) Heating/cooling and lighting systems ----- ① — ② — ③ — ④

e) Instructional space (e.g., classrooms) ----- ① — ② — ③ — ④

f) Technologically competent staff ----- ① — ② — ③ — ④

g) Audio-visual resources for delivery of instruction (e.g., interactive white boards, digital projectors) ----- ① — ② — ③ — ④

h) Computer technology for teaching and learning (e.g., computers or tablets for student use) ----- ① — ② — ③ — ④

i) Resources for students with disabilities ----- ① — ② — ③ — ④

Fill in only **one** circle for each row.

Not at all A little Some A lot

B. Resources for Mathematics Instruction

a) Teachers with a specialization in mathematics ----- ① — ② — ③ — ④

b) Computer software/ applications for mathematics instruction ----- ① — ② — ③ — ④

c) Library resources relevant to mathematics instruction --- ① — ② — ③ — ④

d) Calculators for mathematics instruction ----- ① — ② — ③ — ④

e) Concrete objects or materials to help students understand quantities or procedures ----- ① — ② — ③ — ④

C. Resources for Science Instruction

a) Teachers with a specialization in science ----- ① — ② — ③ — ④

b) Computer software/ applications for science instruction ----- ① — ② — ③ — ④

c) Library resources relevant to science instruction ----- ① — ② — ③ — ④

d) Calculators for science instruction ----- ① — ② — ③ — ④

e) Science equipment and materials for experiments ----- ① — ② — ③ — ④

School Emphasis on Academic Success

16

How would you characterize each of the following within your school?

Fill in only **one** circle for each row.

- | | | | | | |
|--|-----------|------|--------|-----|----------|
| | Very high | High | Medium | Low | Very low |
| a) Teachers' understanding of the school's curricular goals | 1 | 2 | 3 | 4 | 5 |
| b) Teachers' degree of success in implementing the school's curriculum | 1 | 2 | 3 | 4 | 5 |
| c) Teachers' expectations for student achievement | 1 | 2 | 3 | 4 | 5 |
| d) Teachers' ability to inspire students | 1 | 2 | 3 | 4 | 5 |
| e) Parental involvement in school activities | 1 | 2 | 3 | 4 | 5 |
| f) Parental commitment to ensure that students are ready to learn | 1 | 2 | 3 | 4 | 5 |
| g) Parental expectations for student achievement | 1 | 2 | 3 | 4 | 5 |
| h) Parental support for student achievement | 1 | 2 | 3 | 4 | 5 |
| i) Students' desire to do well in school | 1 | 2 | 3 | 4 | 5 |
| j) Students' ability to reach school's academic goals | 1 | 2 | 3 | 4 | 5 |
| k) Students' respect for classmates who excel academically | 1 | 2 | 3 | 4 | 5 |

17

How much do you agree with these statements about mathematics and science education within your school?

Fill in only **one** circle for each row.

- | | | | | |
|---|-------------|----------------|-------------------|----------------|
| | Agree a lot | Agree a little | Disagree a little | Disagree a lot |
| a) The school provides students with information about career options in mathematics and science | 1 | 2 | 3 | 4 |
| b) The school has initiatives to promote student interest in mathematics and science (e.g., student clubs, competitions) | 1 | 2 | 3 | 4 |
| c) The school promotes professional development for teachers of mathematics and science | 1 | 2 | 3 | 4 |
| d) The school provides extra lessons to help students excel in mathematics and science | 1 | 2 | 3 | 4 |
| e) The school provides special activities in mathematics and science for interested students | 1 | 2 | 3 | 4 |
| f) The school has a specific goal to improve mathematics and science education | 1 | 2 | 3 | 4 |
| g) The school encourages students to continue studying mathematics and science in the future | 1 | 2 | 3 | 4 |
| h) Mathematics and science teachers in this school spend extra time working with students interested in mathematics and science | 1 | 2 | 3 | 4 |

School Discipline and Safety

Teachers In Your School

18

To what degree is each of the following a problem among eighth-grade students in your school?

Fill in only **one** circle for each row.

	Not a problem	Minor problem	Moderate problem	Serious problem
a) Arriving late at school -----	①	②	③	④
b) Absenteeism (i.e., unjustified absences) -----	①	②	③	④
c) Classroom disturbance -----	①	②	③	④
d) Cheating -----	①	②	③	④
e) Profanity -----	①	②	③	④
f) Vandalism -----	①	②	③	④
g) Theft -----	①	②	③	④
h) Intimidation or verbal abuse among students (including texting, emailing, etc.) -----	①	②	③	④
i) Physical injury to other students -----	①	②	③	④
j) Intimidation or verbal abuse of teachers or staff (including texting, emailing, etc.) -----	①	②	③	④
k) Physical injury to teachers or staff -----	①	②	③	④

19

To what degree is each of the following a problem among teachers in your school?

Fill in only **one** circle for each row.

	Not a problem	Minor problem	Moderate problem	Serious problem
a) Arriving late or leaving early --	①	②	③	④
b) Absenteeism -----	①	②	③	④

20

In your school, are any of the following used to evaluate the practice of eighth-grade mathematics teachers?

Fill in only **one** circle for each row.

	Yes	No
a) Observations by the principal or senior staff -----	①	②
b) Observations by inspectors or other persons external to the school -----	①	②
c) Student achievement -----	①	②
d) Teacher peer review -----	①	②

21

In your school, are any of the following used to evaluate the practice of eighth-grade science teachers?

Fill in only **one** circle for each row.

	Yes	No
a) Observations by the principal or senior staff -----	①	②
b) Observations by inspectors or other persons external to the school -----	①	②
c) Student achievement -----	①	②
d) Teacher peer review -----	①	②

Principal Experience and Education

22

By the end of this school year, how many years altogether will you have been a principal?

_____ years
Please **round** to the nearest whole number.

23

By the end of this school year, how many years will you have been a principal at this school?

_____ years
Please **round** to the nearest whole number.

24

What is the highest level of formal education you have completed?

Fill in **one** circle only.

Did not complete Bachelor's degree
(4-year college program) --- ①

Bachelor's degree
(4-year college program) --- ②

Master's degree or professional degree
(MD, DDS, lawyer, minister) --- ③

Doctorate (Ph.D., or Ed.D.) --- ④

25

Do you hold the following qualifications or credentials in educational leadership?

Fill in only **one** circle for each row.

	Yes	No
a) Principal Certification -----	①	②
b) Master's degree or professional degree (MD, DDS, lawyer, minister) -----	①	②
c) Doctorate (Ph.D., or Ed.D.) -----	①	②

Thank You

Thank you for the thought, time, and effort you have put into completing this questionnaire.



BOSTON
COLLEGE

timss.bc.edu

Grade 8



© IEA, 2017

International Association
for the Evaluation of
Educational Achievement



Place Label Here

School ID: _____

Class ID: _____

Teacher ID: _____

Link #: _____ Subject: _____

Checksum: _____

TRENDS IN INTERNATIONAL MATHEMATICS AND SCIENCE STUDY

Teacher Questionnaire

Mathematics

Grade 8

National Center for Education Statistics U.S.
 Department of Education
 Potomac Center Plaza (PCP), 550 12th St., SW, 4th floor
 Washington, DC 20202
 USA

Field Test Version

The National Center for Education Statistics (NCES), within the U.S. Department of Education, conducts TIMSS in the United States as authorized by the Education Sciences Reform Act of 2002 (ESRA 2002, 20 U.S.C. §9543). All of the information you provide may be used only for statistical purposes and may not be disclosed, or used, in identifiable form for any other purpose except as required by law (20 U.S.C. §9573 and 6 U.S.C. §151).

According to the Paperwork Reduction Act of 1995, no persons are required to respond to a collection of information unless such collection displays a valid OMB control number. The valid OMB control number for this voluntary information collection is 1850-0695. The time required to complete this information collection is estimated to average 30 minutes per teacher, including the time to review instructions, search existing data resources, gather the data needed, and complete and review the information collection. If you have any comments or concerns regarding the accuracy of the time estimate(s), suggestions for improving the form, or questions about the status of your individual submission of this form, write directly to: Trends in International Mathematics and Science Study (TIMSS), National Center for Education Statistics, Potomac Center Plaza (PCP), 550 12th St., SW, 4th floor, Washington, DC 20202.

OMB No. 1850-0695, Approval Expires 01/31/2021.

© IEA, 2017

TIMSS & PIRLS
 International Study Center
 Lynch School of Education
 BOSTON COLLEGE

Teacher Questionnaire

Your school has agreed to participate in TIMSS 2019 (Trends in International Mathematics and Science Study), an educational research project sponsored by the International Association for the Evaluation of Educational Achievement (IEA). TIMSS measures trends in student achievement in mathematics and science and studies differences in national education systems in almost 60 countries in order to help improve teaching and learning worldwide.

This questionnaire is addressed to teachers of eighth-grade students, and seeks information about teachers' academic and professional backgrounds, classroom resources, instructional practices, and attitudes toward teaching. Since your class has been selected as part of a nationwide sample, your responses are very important in helping to describe eighth-grade education in the United States.

Some of the questions in the questionnaire refer to the **"TIMSS class"** or **"this class."** This is the class that is identified on the front of this booklet, and which will be tested as part of TIMSS in your school. If you teach some but not all of the students in the TIMSS class, please think only of the students that you teach when answering these class-specific questions. It is important that you answer each question carefully so that the information that you provide reflects your situation as accurately as possible.

Since TIMSS is an international study and all countries are using the same questionnaire, you may find that some of the questions seem unusual or are not entirely relevant to you or schools in the United States. Nevertheless, it is important that you do your best to answer all of the questions so comparisons can be made across countries in the studies.

It is estimated that you will need about 30 minutes to complete this questionnaire. We appreciate the time and effort that this takes and thank you for your cooperation and contribution.

When you have completed the questionnaire, please place it in the accompanying envelope and return it to the TIMSS school coordinator.

NCES is authorized to collect information from this questionnaire under the Education Sciences Reform Act of 2002 (ESRA 2002, 20 U.S.C. §9543). You do not have to provide the information requested. However, the information you provide will help the U.S. Department of Education's ongoing efforts to understand better how the educational system in the United States compares to that in other countries. There are no penalties should you choose not to participate in this study. All of the information you provide may be used only for statistical purposes and may not be disclosed, or used, in identifiable form for any other purpose except as required by law (20 U.S.C. §9573 and 6 U.S.C. §151). Your responses will be combined with those from other participants to produce summary statistics and reports.

This survey is estimated to take an average of 30 minutes, including time for reviewing instructions, and completing and reviewing the collection of information. An agency may not conduct or sponsor, and a person is not required to respond to, a collection of information unless it displays a currently valid OMB control number. Send comments regarding this burden estimate or any other aspect of this collection of information, including suggestions for reducing burden to: Trends in International Mathematics and Science Study (TIMSS), National Center for Education Statistics, Potomac Center Plaza (PCP), 550 12th St., SW, 4th floor, Washington, DC 20202.

Thank you.

TIMSS 2019

About You

1 _____

What year did you start teaching?

Please write in a year.

2 _____

At the end of this school year, how many years will you have taught altogether?

_____ years
Please **round** to the nearest whole number.

3 _____

Are you female or male?

Fill in **one** circle only.

Female --- (1)

Male --- (2)

4 _____

How old are you?

Fill in **one** circle only.

Under 25 --- (1)

25–29 --- (2)

30–39 --- (3)

40–49 --- (4)

50–59 --- (5)


60 or more --- (6)

5 _____

What is the **highest** level of formal education you have completed?

Fill in **one** circle only.

Did not complete high school --- (1)

High school graduate --- (2) 

(If you have not completed more than high school, go to question 7)

Associate's degree
(2-year college program) --- (3)

Bachelor's degree
(4-year college program) --- (4)

Master's degree or professional
degree (MD, DDS, lawyer, minister) --- (5)

Doctorate (Ph.D., or Ed.D.) --- (6)

6 _____

During your college or university education, what was your **major or main** area(s) of study?

Fill in only **one** circle for each row.

	Yes	No
a) Mathematics -----	(1) —	(2)
b) Biology -----	(1) —	(2)
c) Physics -----	(1) —	(2)
d) Chemistry -----	(1) —	(2)
e) Earth Science -----	(1) —	(2)
f) Education–Mathematics -----	(1) —	(2)
g) Education–Science -----	(1) —	(2)
h) Education–General -----	(1) —	(2)
i) Other -----	(1) —	(2)

School Emphasis on Academic Success

7

How would you characterize each of the following within your school?

Fill in only **one** circle for each row.

- | | Very high | High | Medium | Low | Very low |
|---|-----------|------|--------|-----|----------|
| a) Teachers' understanding of the school's curricular goals ----- | ① | ② | ③ | ④ | ⑤ |
| b) Teachers' degree of success in implementing the school's curriculum ----- | ① | ② | ③ | ④ | ⑤ |
| c) Teachers' expectations for student achievement ----- | ① | ② | ③ | ④ | ⑤ |
| d) Teachers' ability to inspire students ----- | ① | ② | ③ | ④ | ⑤ |
| e) Parental involvement in school activities ----- | ① | ② | ③ | ④ | ⑤ |
| f) Parental commitment to ensure that students are ready to learn ----- | ① | ② | ③ | ④ | ⑤ |
| g) Parental expectations for student achievement ----- | ① | ② | ③ | ④ | ⑤ |
| h) Parental support for student achievement ----- | ① | ② | ③ | ④ | ⑤ |
| i) Students' desire to do well in school ----- | ① | ② | ③ | ④ | ⑤ |
| j) Students' ability to reach school's academic goals ----- | ① | ② | ③ | ④ | ⑤ |
| k) Students' respect for classmates who excel academically ----- | ① | ② | ③ | ④ | ⑤ |
| l) Collaboration between school leadership (including master teachers) and teachers to plan instruction ----- | ① | ② | ③ | ④ | ⑤ |

School Environment

8

Thinking about your current school, indicate the extent to which you agree or disagree with each of the following statements.

Fill in only **one** circle for each row.

- | | Agree a lot | Agree a little | Disagree a little | Disagree a lot |
|---|-------------|----------------|-------------------|----------------|
| a) This school is located in a safe neighborhood ----- | ① | ② | ③ | ④ |
| b) I feel safe at this school ----- | ① | ② | ③ | ④ |
| c) This school's security policies and practices are sufficient ----- | ① | ② | ③ | ④ |
| d) The students behave in an orderly manner ----- | ① | ② | ③ | ④ |
| e) The students are respectful of the teachers ----- | ① | ② | ③ | ④ |
| f) The students respect school property ----- | ① | ② | ③ | ④ |
| g) This school has clear rules about student conduct ----- | ① | ② | ③ | ④ |
| h) This school's rules are enforced in a fair and consistent manner ----- | ① | ② | ③ | ④ |

About Being a Teacher

9

How often do you feel the following way about being a teacher?

Fill in only **one** circle for each row.

- | | Very often | Often | Sometimes | Never or almost never |
|---|------------|-------|-----------|-----------------------|
| a) I am content with my profession as a teacher ----- | ① | ② | ③ | ④ |
| b) I find my work full of meaning and purpose ----- | ① | ② | ③ | ④ |
| c) I am enthusiastic about my job ----- | ① | ② | ③ | ④ |
| d) My work inspires me ----- | ① | ② | ③ | ④ |
| e) I am proud of the work I do ----- | ① | ② | ③ | ④ |

10

Indicate the extent to which you agree or disagree with each of the following statements.

Fill in only **one** circle for each row.

- | | Agree a lot | Agree a little | Disagree a little | Disagree a lot |
|---|-------------|----------------|-------------------|----------------|
| a) There are too many students in the classes ----- | ① | ② | ③ | ④ |
| b) I have too much material to cover in class ----- | ① | ② | ③ | ④ |
| c) I have too many teaching hours ----- | ① | ② | ③ | ④ |
| d) I need more time to prepare for class ----- | ① | ② | ③ | ④ |
| e) I need more time to assist individual students ----- | ① | ② | ③ | ④ |
| f) I feel too much pressure from parents ----- | ① | ② | ③ | ④ |
| g) I have difficulty keeping up with all of the changes to the curriculum ----- | ① | ② | ③ | ④ |
| h) I have too many administrative tasks ----- | ① | ② | ③ | ④ |

About Teaching the TIMSS Class

Questions 11-14 ask about instruction for the eighth-grade students in the TIMSS class.

11

How many students are in this class?

_____ students
Write in the number.

12

How many eighth-grade students experience difficulties understanding spoken English?

_____ students in this class
Write in the number.

13

How often do you do the following in teaching this class?

Fill in only **one** circle for each row.

Every or almost every lesson
About half the lessons
Some lessons
Never

- a) Relate the lesson to students' daily lives ----- (1) — (2) — (3) — (4)
- b) Ask students to explain their answers ----- (1) — (2) — (3) — (4)
- c) Ask students to complete challenging exercises that require them to go beyond the instruction ----- (1) — (2) — (3) — (4)
- d) Encourage classroom discussions among students ----- (1) — (2) — (3) — (4)
- e) Link new content to students' prior knowledge ---- (1) — (2) — (3) — (4)
- f) Ask students to decide their own problem solving procedures ----- (1) — (2) — (3) — (4)
- g) Encourage students to express their ideas in class ---- (1) — (2) — (3) — (4)

14

In your view, to what extent do the following limit how you teach this class?

Fill in only **one** circle for each row.

Not at all
Some
A lot

- a) Students lacking prerequisite knowledge or skills ----- (1) — (2) — (3)
- b) Students suffering from lack of basic nutrition ----- (1) — (2) — (3)
- c) Students suffering from not enough sleep ----- (1) — (2) — (3)
- d) Students absent from class ---- (1) — (2) — (3)
- e) Disruptive students ----- (1) — (2) — (3)
- f) Uninterested students ----- (1) — (2) — (3)
- g) Students with mental, emotional, or psychological impairment ----- (1) — (2) — (3)
- h) Students with difficulties understanding the language of instruction ----- (1) — (2) — (3)

Teaching Mathematics to the TIMSS Class

Questions 15 - 17 ask about mathematics instruction for the eighth-grade students in the TIMSS class.

15

In a typical week, how much time do you spend teaching mathematics to the students in this class?

_____ minutes per week

Write in the number of minutes per week.

Please convert the number of hours into minutes.

16

In teaching mathematics to this class, how often do you ask students to do the following?

Fill in only **one** circle for each row.

- Every or almost every lesson
About half the lessons
Some lessons
Never
- a) Listen to me explain new mathematics content ----- (1) — (2) — (3) — (4)
- b) Listen to me explain how to solve problems ----- (1) — (2) — (3) — (4)
- c) Memorize rules, procedures, and facts ----- (1) — (2) — (3) — (4)
- d) Work problems (individually or with peers) with my guidance ----- (1) — (2) — (3) — (4)
- e) Work problems together in the whole class with direct guidance from me ----- (1) — (2) — (3) — (4)
- f) Work problems (individually or with peers) while I am occupied by other tasks ----- (1) — (2) — (3) — (4)
- g) Work on problems for which there is no immediately obvious method of solution --- (1) — (2) — (3) — (4)
- h) Work in mixed ability groups -- (1) — (2) — (3) — (4)
- i) Work in same ability groups --- (1) — (2) — (3) — (4)

17

Which best describes the mathematics course you are teaching to the class with the TIMSS students?

Fill in **one** circle only.

- a) Basic or general eighth-grade math
(not algebra or pre-algebra)----- ①
- b) Pre-algebra or introduction to algebra ----- ②
- c) Two-year pre-algebra----- ③
- d) Algebra I (one-year course) ----- ④
- e) Algebra I (first year of a two-year
Algebra I course) ----- ⑤
- f) Algebra I (second year of two-year
Algebra I course) ----- ⑥
- g) Geometry ----- ⑦
- h) Algebra II ----- ⑧
- i) Integrated or sequential math----- ⑨
- j) Other math class ----- ⑩

Using Calculators and Computers for Teaching Mathematics to the TIMSS Class

Questions 18 - 19 ask about calculator and computer use for teaching mathematics to the eighth-grade students in the TIMSS class.

18

Are the students in this class permitted to use calculators during mathematics lessons?

Fill in **one** circle only.

Yes, with unrestricted use ---- ①

Yes, with restricted use ---- ②

No, calculators
are not permitted ---- ③

19

A. Do the students in this class have computers (including tablets) available to use during their mathematics lessons?

Fill in **one** circle only.

Yes --- ①

No --- ②

(If No, go to question 20)

If Yes,

B. What access do the students have to computers?

Fill in only **one** circle for each row.

- | | Yes | No |
|--|-----|----|
| a) Each student has a computer ----- | ① | ② |
| b) The class has computers that students can share ----- | ① | ② |
| c) The school has computers that the class can use sometimes ----- | ① | ② |

C. How often do you have the students do the following activities on computers during mathematics lessons?

Fill in only **one** circle for each row.

- | | Every or almost every day | Once or twice a week | Once or twice a month | Never or almost never |
|--|---------------------------|----------------------|-----------------------|-----------------------|
| a) Practice skills and procedures ----- | ① | ② | ③ | ④ |
| b) Look up ideas and information ----- | ① | ② | ③ | ④ |
| c) Process and analyze data ----- | ① | ② | ③ | ④ |
| d) Create data displays (e.g., charts, graphs) ----- | ① | ② | ③ | ④ |
| e) Create spreadsheets ----- | ① | ② | ③ | ④ |
| f) Watch videos to learn how to solve problems ----- | ① | ② | ③ | ④ |

Mathematics Topics Taught to the TIMSS Class

Question 20 asks about the topics taught and the content covered in teaching mathematics to the **eighth-grade** students in the TIMSS class.

20

The following list includes the main topics addressed by the TIMSS mathematics test. Choose the response that best describes when the students in this class have been taught each topic. If a topic was in the curriculum before the **eighth-grade**, please choose “Mostly taught before this year.” If a topic was taught half this year but not yet completed, please choose “Mostly taught this year.” If a topic is not in the curriculum, please choose “Not yet taught or just introduced.”

Fill in only **one** circle for each row.

Mostly taught before this year
Mostly taught this year
Not yet taught or just introduced

A. Number

- a) Computing with whole numbers ----- (1) (2) (3)
- b) Comparing and ordering rational numbers ----- (1) (2) (3)
- c) Computing with rational numbers (fractions, decimals, and integers) ----- (1) (2) (3)
- d) Concepts of irrational numbers ----- (1) (2) (3)
- e) Problem solving involving percents or proportions ----- (1) (2) (3)

B. Algebra

- a) Simplifying and evaluating algebraic expressions ----- (1) (2) (3)
- b) Simple linear equations and inequalities ----- (1) (2) (3)
- c) Simultaneous (two variables) equations ----- (1) (2) (3)
- d) Numeric, algebraic, and geometric patterns or sequences (extension, missing terms, generalization of patterns) ----- (1) (2) (3)
- e) Representation of functions as ordered pairs, tables, graphs, words, or equations ----- (1) (2) (3)
- f) Properties of functions (slopes, intercepts, etc.) ----- (1) (2) (3)

C. Geometry

- a) Geometric properties of angles, pairs of lines, and geometric shapes (triangles, quadrilaterals, and other common polygons) ----- (1) (2) (3)
- b) Congruent figures and similar triangles ----- (1) (2) (3)
- c) Relationship between three-dimensional shapes and their two-dimensional representations ----- (1) (2) (3)
- d) Using appropriate measurement formulas for perimeters, circumferences, areas, surface areas, and volumes ----- (1) (2) (3)
- e) Points on the Cartesian Plane ----- (1) (2) (3)
- f) Translation, reflection, and rotation ----- (1) (2) (3)

D. Data and Chance

- a) Characteristics of data sets (mean, median, mode, and shape of distributions) ----- (1) (2) (3)
- b) Interpreting data sets (e.g., draw conclusions, make predictions, and estimate values between and beyond given data points) ----- (1) (2) (3)
- c) Judging, predicting, and determining the chances of possible outcomes ----- (1) (2) (3)
- d) Theoretical and empirical probability of simple events ----- (1) (2) (3)
- e) Theoretical and empirical probability of compound events ----- (1) (2) (3)

Mathematics Homework for the TIMSS Class

Mathematics Assessment of the TIMSS Class


Question 21 asks about mathematics homework for the eighth-grade students in the TIMSS class.

Questions 22 - 24 asks about mathematics assessment for the eighth-grade students in the TIMSS class.

21

A. How often do you usually assign mathematics homework to the students in this class?

Fill in **one** circle only.

I do not assign mathematics homework ---- (1)  (Go to question 22)

Less than once a week ---- (2)

1 or 2 times a week ---- (3)

3 or 4 times a week ---- (4)

Every day ---- (5)

B. When you assign mathematics homework to the students in this class, about how many minutes do you usually assign? (Consider the time it would take an average student in your class.)

Fill in **one** circle only.

15 minutes or less ---- (1)

16–30 minutes ---- (2)

31–60 minutes ---- (3)

61–90 minutes ---- (4)

More than 90 minutes ---- (5)

C. How often do you do the following with the mathematics homework assignments for this class?

Fill in **only one** circle for each row.

Always or almost always

Sometimes

Never or almost never

a) Correct assignments and give feedback to students ---- (1) — (2) — (3)

b) Have students correct their own homework ---- (1) — (2) — (3)

c) Discuss the homework in class ---- (1) — (2) — (3)

d) Monitor whether or not the homework was completed ---- (1) — (2) — (3)

e) Use the homework to contribute towards students' grades or marks ---- (1) — (2) — (3)

22

How much importance do you place on the following assessment strategies in mathematics?

Fill in **only one** circle for each row.

- | | | | | | |
|---|-------|------|--------|------|-----|
| | Major | | | | |
| | | Some | | | |
| | | | Little | | |
| | | | | None | |
| a) Observing students as they work | ----- | (1) | (2) | (3) | (4) |
| b) Asking students to answer questions during class | ----- | (1) | (2) | (3) | (4) |
| c) Short, regular written assessments | ----- | (1) | (2) | (3) | (4) |
| d) Longer tests (e.g., unit tests or exams) | ----- | (1) | (2) | (3) | (4) |
| e) Long-term projects | ----- | (1) | (2) | (3) | (4) |

23

About how often do eighth-grade students in this class take mathematics tests on computers or tablets?

Fill in **one** circle only.

More than once a month --- (1)

Once a month --- (2)

Twice a year -- (3)

Once a year or less --- (4)

Never -- (5)

24

To what extent do you depend on assessment results?

Fill in only **one** circle for each row.

	A lot	Some	A little	None
a) To modify your instruction -----	①	②	③	④
b) To give grades -----	①	②	③	④
c) To report to parents -----	①	②	③	④
d) To determine the learning needs of each student -----	①	②	③	④

Preparation to Teach Mathematics

25

In the past two years, have you participated in professional development in any of the following?

Fill in only **one** circle for each row.

- | | Yes | No |
|---|-----|----|
| a) Mathematics content ----- | ① | ② |
| b) Mathematics pedagogy/instruction ----- | ① | ② |
| c) Mathematics curriculum ----- | ① | ② |
| d) Integrating information
technology into mathematics ----- | ① | ② |
| e) Improving students' critical thinking or
problem solving skills ----- | ① | ② |
| f) Mathematics assessment ----- | ① | ② |
| g) Addressing individual students' needs ----- | ① | ② |

26

In the past two years, how many hours in total have you spent in formal in-service/professional development (e.g., workshops, seminars) for mathematics?

Fill in **one** circle only.

- None ---- ①
- Less than 6 hours ---- ②
- 6–15 hours ---- ③
- 16–35 hours ---- ④
- More than 35 hours ---- ⑤

THIS PAGE LEFT BLANK ON PURPOSE

Thank You

Thank you for the thought, time, and effort you have put into completing this questionnaire.





BOSTON
COLLEGE

timss.bc.edu

Grade 8



© IEA, 2017

International Association
for the Evaluation of
Educational Achievement



Place Label Here

School ID: _____

Class ID: _____

Teacher ID: _____

Link #: _____ Subject: _____

Checksum: _____

TRENDS IN INTERNATIONAL MATHEMATICS AND SCIENCE STUDY

Teacher Questionnaire

Science

Grade 8

National Center for Education Statistics U.S.
 Department of Education
 Potomac Center Plaza (PCP), 550 12th St., SW, 4th floor
 Washington, DC 20202
 USA

Field Test Version

The National Center for Education Statistics (NCES), within the U.S. Department of Education, conducts TIMSS in the United States as authorized by the Education Sciences Reform Act of 2002 (ESRA 2002, 20 U.S.C. §9543). All of the information you provide may be used only for statistical purposes and may not be disclosed, or used, in identifiable form for any other purpose except as required by law (20 U.S.C. §9573 and 6 U.S.C. §151).

According to the Paperwork Reduction Act of 1995, no persons are required to respond to a collection of information unless such collection displays a valid OMB control number. The valid OMB control number for this voluntary information collection is 1850-0695. The time required to complete this information collection is estimated to average 30 minutes per teacher, including the time to review instructions, search existing data resources, gather the data needed, and complete and review the information collection. If you have any comments or concerns regarding the accuracy of the time estimate(s), suggestions for improving the form, or questions about the status of your individual submission of this form, write directly to: Trends in International Mathematics and Science Study (TIMSS), National Center for Education Statistics, Potomac Center Plaza (PCP), 550 12th St., SW, 4th floor, Washington, DC 20202.

OMB No. 1850-0695, Approval Expires 01/31/2021.

© IEA, 2017

TIMSS & PIRLS
 International Study Center
 Lynch School of Education
 BOSTON COLLEGE

Teacher Questionnaire

Your school has agreed to participate in TIMSS 2019 (Trends in International Mathematics and Science Study), an educational research project sponsored by the International Association for the Evaluation of Educational Achievement (IEA). TIMSS measures trends in student achievement in mathematics and science and studies differences in national education systems in almost 60 countries in order to help improve teaching and learning worldwide.

This questionnaire is addressed to teachers of eighth-grade students, and seeks information about teachers' academic and professional backgrounds, classroom resources, instructional practices, and attitudes toward teaching. Since your class has been selected as part of a nationwide sample, your responses are very important in helping to describe eighth-grade education in the United States.

Some of the questions in the questionnaire refer to the **"TIMSS class"** or **"this class."** This is the class that is identified on the front of this booklet, and which will be tested as part of TIMSS in your school. If you teach some but not all of the students in the TIMSS class, please think only of the students that you teach when answering these class-specific questions. It is important that you answer each question carefully so that the information that you provide reflects your situation as accurately as possible.

Since TIMSS is an international study and all countries are using the same questionnaire, you may find that some of the questions seem unusual or are not entirely relevant to you or schools in the United States. Nevertheless, it is important that you do your best to answer all of the questions so comparisons can be made across countries in the studies.

It is estimated that you will need about 30 minutes to complete this questionnaire. We appreciate the time and effort that this takes and thank you for your cooperation and contribution.

When you have completed the questionnaire, please place it in the accompanying envelope and return it to the TIMSS school coordinator.

NCES is authorized to collect information from this questionnaire under the Education Sciences Reform Act of 2002 (ESRA 2002, 20 U.S.C. §9543). You do not have to provide the information requested. However, the information you provide will help the U.S. Department of Education's ongoing efforts to understand better how the educational system in the United States compares to that in other countries. There are no penalties should you choose not to participate in this study. All of the information you provide may be used only for statistical purposes and may not be disclosed, or used, in identifiable form for any other purpose except as required by law (20 U.S.C. §9573 and 6 U.S.C. §151). Your responses will be combined with those from other participants to produce summary statistics and reports.

This survey is estimated to take an average of 30 minutes, including time for reviewing instructions, and completing and reviewing the collection of information. An agency may not conduct or sponsor, and a person is not required to respond to, a collection of information unless it displays a currently valid OMB control number. Send comments regarding this burden estimate or any other aspect of this collection of information, including suggestions for reducing burden to: Trends in International Mathematics and Science Study (TIMSS), National Center for Education Statistics, Potomac Center Plaza (PCP), 550 12th St., SW, 4th floor, Washington, DC 20202.

Thank you.

TIMSS 2019

About You

1 _____

What year did you start teaching?

Please write in a year.

2 _____

At the end of this school year, how many years will you have taught altogether?

_____ years
Please **round** to the nearest whole number.

3 _____

Are you female or male?

Fill in **one** circle only.

Female -- (1)

Male -- (2)

4 _____

How old are you?

Fill in **one** circle only.

Under 25 -- (1)

25–29 -- (2)

30–39 -- (3)

40–49 -- (4)

50–59 -- (5)

60 or more -- (6)

5 _____

What is the **highest** level of formal education you have completed?

Fill in **one** circle only.

Did not complete high school --- (1)

High school graduate --- (2) 

(If you have not completed more than high school, go to question 7)

Associate's degree
(2-year college program) --- (3)

Bachelor's degree
(4-year college program) --- (4)

Master's degree or professional
degree (MD, DDS, lawyer, minister) --- (5)

Doctorate (Ph.D., or Ed.D.) --- (6)

6 _____

During your college or university education, what was your **major or main** area(s) of study?

Fill in only **one** circle for each row.

	Yes	No
a) Mathematics -----	(1)	(2)
b) Biology -----	(1)	(2)
c) Physics -----	(1)	(2)
d) Chemistry -----	(1)	(2)
e) Earth Science -----	(1)	(2)
f) Education–Mathematics -----	(1)	(2)
g) Education–Science -----	(1)	(2)
h) Education–General -----	(1)	(2)
i) Other -----	(1)	(2)

School Emphasis on Academic Success

School Environment

7

How would you characterize each of the following within your school?

Fill in only **one** circle for each row.

- | | Very high | High | Medium | Low | Very low |
|---|-----------|------|--------|-----|----------|
| a) Teachers' understanding of the school's curricular goals | ① | ② | ③ | ④ | ⑤ |
| b) Teachers' degree of success in implementing the school's curriculum | ① | ② | ③ | ④ | ⑤ |
| c) Teachers' expectations for student achievement | ① | ② | ③ | ④ | ⑤ |
| d) Teachers' ability to inspire students | ① | ② | ③ | ④ | ⑤ |
| e) Parental involvement in school activities | ① | ② | ③ | ④ | ⑤ |
| f) Parental commitment to ensure that students are ready to learn | ① | ② | ③ | ④ | ⑤ |
| g) Parental expectations for student achievement | ① | ② | ③ | ④ | ⑤ |
| h) Parental support for student achievement | ① | ② | ③ | ④ | ⑤ |
| i) Students' desire to do well in school | ① | ② | ③ | ④ | ⑤ |
| j) Students' ability to reach school's academic goals | ① | ② | ③ | ④ | ⑤ |
| k) Students' respect for classmates who excel academically | ① | ② | ③ | ④ | ⑤ |
| l) Collaboration between school leadership (including master teachers) and teachers to plan instruction | ① | ② | ③ | ④ | ⑤ |

8

Thinking about your current school, indicate the extent to which you agree or disagree with each of the following statements.

Fill in only **one** circle for each row.

- | | Agree a lot | Agree a little | Disagree a little | Disagree a lot |
|---|-------------|----------------|-------------------|----------------|
| a) This school is located in a safe neighborhood | ① | ② | ③ | ④ |
| b) I feel safe at this school | ① | ② | ③ | ④ |
| c) This school's security policies and practices are sufficient | ① | ② | ③ | ④ |
| d) The students behave in an orderly manner | ① | ② | ③ | ④ |
| e) The students are respectful of the teachers | ① | ② | ③ | ④ |
| f) The students respect school property | ① | ② | ③ | ④ |
| g) This school has clear rules about student conduct | ① | ② | ③ | ④ |
| h) This school's rules are enforced in a fair and consistent manner | ① | ② | ③ | ④ |

About Being a Teacher

9

How often do you feel the following way about being a teacher?

Fill in only **one** circle for each row.

	Very often	Often	Sometimes	Never or almost never
a) I am content with my profession as a teacher -----	①	②	③	④
b) I find my work full of meaning and purpose -----	①	②	③	④
c) I am enthusiastic about my job -----	①	②	③	④
d) My work inspires me -----	①	②	③	④
e) I am proud of the work I do -----	①	②	③	④

10

Indicate the extent to which you agree or disagree with each of the following statements.

Fill in only **one** circle for each row.

	Agree a lot	Agree a little	Disagree a little	Disagree a lot
a) There are too many students in the classes -----	①	②	③	④
b) I have too much material to cover in class -----	①	②	③	④
c) I have too many teaching hours -----	①	②	③	④
d) I need more time to prepare for class -----	①	②	③	④
e) I need more time to assist individual students -----	①	②	③	④
f) I feel too much pressure from parents -----	①	②	③	④
g) I have difficulty keeping up with all of the changes to the curriculum -----	①	②	③	④
h) I have too many administrative tasks -----	①	②	③	④

About Teaching the TIMSS Class

Questions 11 - 14 ask about instruction for the eighth-grade students in the TIMSS class.

11

How many students are in this class?

_____ students
Write in the number.

12

How many eighth-grade students experience difficulties understanding spoken English?

_____ students in this class
Write in the number.

13

How often do you do the following in teaching this class?

Fill in only **one** circle for each row.

Every or almost every lesson
About half the lessons
Some lessons
Never

- a) Relate the lesson to students' daily lives ----- ① — ② — ③ — ④
- b) Ask students to explain their answers ----- ① — ② — ③ — ④
- c) Ask students to complete challenging exercises that require them to go beyond the instruction ----- ① — ② — ③ — ④
- d) Encourage classroom discussions among students ----- ① — ② — ③ — ④
- e) Link new content to students' prior knowledge ---- ① — ② — ③ — ④
- f) Ask students to decide their own problem solving procedures ----- ① — ② — ③ — ④
- g) Encourage students to express their ideas in class ---- ① — ② — ③ — ④

14

In your view, to what extent do the following limit how you teach this class?

Fill in only **one** circle for each row.

Not at all
Some
A lot

- a) Students lacking prerequisite knowledge or skills ----- ① — ② — ③
- b) Students suffering from lack of basic nutrition ----- ① — ② — ③
- c) Students suffering from not enough sleep ----- ① — ② — ③
- d) Students absent from class ---- ① — ② — ③
- e) Disruptive students ----- ① — ② — ③
- f) Uninterested students ----- ① — ② — ③
- g) Students with mental, emotional, or psychological impairment ----- ① — ② — ③
- h) Students with difficulties understanding the language of instruction ----- ① — ② — ③

Teaching Science to the TIMSS Class

Questions 15 - 17 ask about science instruction for the eighth-grade students in the TIMSS class.

15

In a typical week, how much time do you spend teaching science to the students in this class?

_____ minutes per week
 Write in the number of minutes per week.
 Please convert the number of hours into minutes.

16

In teaching science to the students in this class, how often do you ask them to do the following?

Fill in only **one** circle for each row.

- | | Every or almost every lesson | About half the lessons | Some lessons | Never |
|---|------------------------------|------------------------|--------------|-------|
| a) Listen to me explain new science content ----- | ① | ② | ③ | ④ |
| b) Observe natural phenomena and describe what they see --- | ① | ② | ③ | ④ |
| c) Watch me demonstrate an experiment or investigation ----- | ① | ② | ③ | ④ |
| d) Design or plan experiments or investigations ----- | ① | ② | ③ | ④ |
| e) Conduct experiments or investigations ----- | ① | ② | ③ | ④ |
| f) Present data from experiments or investigations ----- | ① | ② | ③ | ④ |
| g) Interpret data from experiments or investigations ----- | ① | ② | ③ | ④ |
| h) Use evidence from experiments or investigations to support conclusions ----- | ① | ② | ③ | ④ |
| i) Read their textbooks or other resource materials ----- | ① | ② | ③ | ④ |
| j) Have students memorize facts and principles ----- | ① | ② | ③ | ④ |
| k) Use scientific formulas and laws to solve routine problems ----- | ① | ② | ③ | ④ |
| l) Do field work outside of class-- | ① | ② | ③ | ④ |
| m) Work in mixed ability groups -- | ① | ② | ③ | ④ |
| n) Work in same ability groups --- | ① | ② | ③ | ④ |

Using Computers for Teaching Science to the TIMSS Class

17

Which best describes the science course you are teaching to the class with the TIMSS students?

Fill in **one** circle only.

- a) General science (several content areas of science taught separately) ----- (1)
- b) Integrated science (several content areas of science combined and taught together throughout the year) ----- (2)
- c) Life science (e.g., biology, ecosystems, human health) ----- (3)
- d) Physical science (e.g., physics or chemistry) ----- (4)
- e) Earth science (e.g., geology, Earth and the solar system, fossils) ----- (5)

Question 18 asks about computer use for teaching science to the eighth-grade students in the TIMSS class.

18

A. Do the students in this class have computers (including tablets) available to use during their science lessons?

Fill in **one** circle only.

Yes -- (1)

No -- (2)

(If No, go to question 19)

If Yes,

B. What access do the students have to computers?

Fill in only **one** circle for each row.

- | | Yes | No |
|--|-----|-----|
| a) Each student has a computer ----- | (1) | (2) |
| b) The class has computers that students can share ----- | (1) | (2) |
| c) The school has computers that the class can use sometimes ----- | (1) | (2) |

C. How often do you have the students do the following activities on computers during science lessons?

Fill in only **one** circle for each row.

- | | Every or almost every day | Once or twice a week | Once or twice a month | Never or almost never |
|--|---------------------------|----------------------|-----------------------|-----------------------|
| a) Practice skills and procedures ----- | (1) | (2) | (3) | (4) |
| b) Look up ideas and information ----- | (1) | (2) | (3) | (4) |
| c) Do scientific procedures or experiments ----- | (1) | (2) | (3) | (4) |
| d) Study natural phenomena through simulations ----- | (1) | (2) | (3) | (4) |
| e) Process and analyze data ----- | (1) | (2) | (3) | (4) |
| f) Prepare reports and presentations ----- | (1) | (2) | (3) | (4) |

Science Topics Taught to the TIMSS Class

Question 19 asks about the topics taught and the content covered in teaching science to the eighth-grade students in the TIMSS class.

19

The following list includes the main topics addressed by the TIMSS science test. Choose the response that best describes when the students in this class have been taught each topic. If a topic was in the curriculum before the eighth-grade, please choose "Mostly taught before this year." If a topic was taught half this year but not yet completed, please choose "Mostly taught this year." If a topic is not in the curriculum, please choose "Not yet taught or just introduced."

Fill in only **one** circle for each row.

Mostly taught before this year
Mostly taught this year
Not yet taught or just introduced

A. Biology

- a) Differences among major taxonomic groups of organisms (plants, animals, fungi, mammals, birds, reptiles, fish, amphibians, insects) ----- ① — ② — ③
- b) Major organs and organ systems in humans and other organisms (structure/function, life processes) ----- ① — ② — ③
- c) Cells, their structure and functions, including respiration and photosynthesis as cellular processes ----- ① — ② — ③
- d) Life cycles, sexual reproduction, and heredity (inherited versus acquired/learned characteristics) ----- ① — ② — ③
- e) Role of variation and adaptation in survival/extinction of species (including fossil evidence) ----- ① — ② — ③
- f) Interdependence of populations of organisms in an ecosystem (e.g., carbon and water cycles, energy flow, food webs, competition, predation, human impacts on ecosystems) ----- ① — ② — ③
- g) Human health (e.g., causes, transmission, and prevention of common infectious diseases, immunity) and the importance of diet, exercise, and other lifestyle choices in maintaining health ----- ① — ② — ③

B. Chemistry

- a) Particulate structure, classification, and composition of matter (protons, neutrons, electrons, atoms, molecules, elements, compounds, mixtures) ----- ① — ② — ③
- b) The periodic table as an organizing principle for the known elements ----- ① — ② — ③
- c) Physical and chemical properties of matter ----- ① — ② — ③
- d) Mixtures and solutions (e.g., solvent, solute, concentration/dilution) ----- ① — ② — ③
- e) Properties of common acids and bases (e.g., acids have pH less than 7, reactions with indicators produce color changes, acids and bases neutralize each other) ----- ① — ② — ③
- f) Characteristics of chemical reactions (e.g., transformation of reactants, evidence of chemical change) ----- ① — ② — ③
- g) Matter and energy in chemical reactions (conservation of matter, familiar exothermic and endothermic reactions, factors affecting reaction rates) ----- ① — ② — ③
- h) The role of electrons in chemical bonds ----- ① — ② — ③

19 (continued)

Choose the response that best describes when the students in this class have been taught each topic. If a topic was in the curriculum before the eighth-grade, please choose “Mostly taught before this year.” If a topic was taught half this year but not yet completed, please choose “Mostly taught this year.” If a topic is not in the curriculum, please choose “Not yet taught or just introduced.”

Fill in only **one** circle for each row.

Mostly taught before this year
Mostly taught this year
Not yet taught or just introduced

C. Physics

- a) Physical states and changes in matter (explanations of properties in terms of movement and distance between particles; phase change, changes in volume and/or pressure, physical changes) ----- ① — ② — ③
- b) Energy transformation and transfer (e.g., forms of energy, energy conservation, heat temperature, equilibrium) ----- ① — ② — ③
- c) Basic properties/behaviors of light (reflection, refraction, color, shadows, simple ray diagrams) ----- ① — ② — ③
- d) Basic properties/behaviors of sound (vibrations that produce sound, transmission through media, loudness, pitch) ----- ① — ② — ③
- e) Electric circuits (e.g., electrical conductors/insulators and the flow of electricity in series/parallel circuits) ----- ① — ② — ③
- f) Properties and uses of permanent magnets and electromagnets ----- ① — ② — ③
- g) Motion and forces (e.g., basic description of motion, common mechanical forces, properties of forces, effects of forces, simple machines, buoyancy, effects of density and pressure) ----- ① — ② — ③

D. Earth Science

- a) Earth’s structure and physical features (e.g., Earth’s crust, mantle, and core; composition and relative distribution of water; composition of Earth’s atmosphere) ----- ① — ② — ③
- b) Earth’s processes, cycles, and history (e.g., rock cycle, major geological events, formation of fossils and fossil fuels, water cycle, weather versus climate) ----- ① — ② — ③
- c) Earth’s resources, their use, and conservation (e.g., renewable/nonrenewable resources, human use of land and water resources) ----- ① — ② — ③
- d) Earth in the Solar System and the universe (phenomena on Earth: seasons, eclipses, tides, phases of moon; members of the Solar System; physical features of Earth) ----- ① — ② — ③


Science Homework for the TIMSS Class

Question 20 asks about science homework for the eighth-grade students in the TIMSS class.

20

A. How often do you usually assign science homework to the students in this class?

Fill in **one** circle only.

I do not assign science homework --- (1) 

(Go to question 21)

Less than once a week --- (2)

1 or 2 times a week --- (3)

3 or 4 times a week --- (4)

Every day --- (5)

B. When you assign science homework to the students in this class, about how many minutes do you usually assign? (Consider the time it would take an average student in your class.)

Fill in **one** circle only.

15 minutes or less --- (1)

16–30 minutes --- (2)

31–60 minutes --- (3)

61–90 minutes --- (4)

More than 90 minutes --- (5)

C. How often do you do the following with the science homework assignments for this class?

Fill in **only one** circle for each row.

Always or almost always

Sometimes

Never or almost never

a) Correct assignments and give feedback to students ----- (1) --- (2) --- (3)

b) Have students correct their own homework ----- (1) --- (2) --- (3)

c) Discuss the homework in class ----- (1) --- (2) --- (3)

d) Monitor whether or not the homework was completed ----- (1) --- (2) --- (3)

e) Use the homework to contribute towards students' grades or marks ----- (1) --- (2) --- (3)

Science Assessment of the TIMSS Class

Questions 21 - 23 asks about science assessment for the eighth-grade students in the TIMSS class.

21

How much importance do you place on the following assessment strategies in science?

Fill in **only one** circle for each row.

Major
Some
Little
None

a) Observing students as they work ----- (1) --- (2) --- (3) --- (4)

b) Asking students to answer questions during class ----- (1) --- (2) --- (3) --- (4)

c) Short, regular written assessments ----- (1) --- (2) --- (3) --- (4)

d) Longer tests (e.g., unit tests or exams) ----- (1) --- (2) --- (3) --- (4)

e) Long-term projects ----- (1) --- (2) --- (3) --- (4)

22

About how often do eighth-grade students in this class take science tests on computers or tablets?

Fill in **one** circle only.

More than once a month --- (1)

Once a month --- (2)

Twice a year -- (3)

Once a year or less --- (4)

Never -- (5)

23

To what extent do you depend on assessment results?

Fill in **only one** circle for each row.

A lot

Some

A little

None

a) To modify your instruction ----- (1) --- (2) --- (3) --- (4)

b) To give grades ----- (1) --- (2) --- (3) --- (4)

c) To report to parents ----- (1) --- (2) --- (3) --- (4)

d) To determine the learning needs of each student ----- (1) --- (2) --- (3) --- (4)

Preparation to Teach Science

24

In the past two years, have you participated in professional development in any of the following?

Fill in only **one** circle for each row.

- | | Yes | No |
|---|-----|----|
| a) Science content ----- | ① | ② |
| b) Science pedagogy/instruction ----- | ① | ② |
| c) Science curriculum ----- | ① | ② |
| d) Integrating information technology
into science ----- | ① | ② |
| e) Improving students' critical thinking or
inquiry skills ----- | ① | ② |
| f) Science assessment ----- | ① | ② |
| g) Addressing individual students' needs ----- | ① | ② |

25

In the past two years, how many hours in total have you spent in formal in-service/professional development (e.g., workshops, seminars) for science?

Fill in **one** circle only.

- None --- ①
- Less than 6 hours --- ②
- 6–15 hours --- ③
- 16–35 hours --- ④
- More than 35 hours --- ⑤

Thank You

Thank you for the thought, time, and effort you have put into completing this questionnaire.



THIS PAGE LEFT BLANK ON PURPOSE

THIS PAGE LEFT BLANK ON PURPOSE



BOSTON
COLLEGE

timss.bc.edu

Grade 8



© IEA, 2017

International Association
for the Evaluation of
Educational Achievement



Place Label Here

Student ID _____

Participation Status _____

TRENDS IN INTERNATIONAL MATHEMATICS AND SCIENCE STUDY

Student Questionnaire

Grade 8

National Center for Education Statistics

U.S. Department of Education
 Potomac Center Plaza (PCP), 550 12th St., SW, 4th floor
 Washington, DC 20202
 USA

Field Test Version

The National Center for Education Statistics (NCES), within the U.S. Department of Education, conducts TIMSS in the United States as authorized by the Education Sciences Reform Act of 2002 (ESRA 2002, 20 U.S.C. §9543). All of the information you provide may be used only for statistical purposes and may not be disclosed, or used, in identifiable form for any other purpose except as required by law (20 U.S.C. §9573 and 6 U.S.C. §151).

According to the Paperwork Reduction Act of 1995, no persons are required to respond to a collection of information unless such collection displays a valid OMB control number. The valid OMB control number for this voluntary information collection is 1850-0695. The time required to complete this information collection is estimated to average 30 minutes per student, including the time to review instructions and complete and review the information collection. If you have any comments or concerns regarding the accuracy of the time estimate(s), suggestions for improving the form, or questions about the status of your individual submission of this form, write directly to: Trends in International Mathematics and Science Study (TIMSS), National Center for Education Statistics, Potomac Center Plaza (PCP), 550 12th St., SW, 4th floor, Washington, DC 20202.

OMB No. 1850-0695, Approval Expires 01/31/2021.

© IEA, 2017

TIMSS & PIRLS
 International Study Center
 Lynch School of Education
 BOSTON COLLEGE

Directions

In this booklet, you will find questions about yourself. Some questions ask for facts while other questions ask for your opinion.

Each question is followed by a number of answers. Fill in the circle next to or under the answer of your choice as shown in Examples 1, 2, and 3.

Example 1

Do you go to school?

Fill in **one** circle only.

Yes --

No --

Example 2

How often do you do these things?

Fill in only **one** circle for each row.

	Every day or almost every day	Once or twice a week	Once or twice a month	Never or almost never
a) I talk with my friends	<input checked="" type="radio"/>	<input type="radio"/>	<input type="radio"/>	<input type="radio"/>
b) I play sports	<input type="radio"/>	<input checked="" type="radio"/>	<input type="radio"/>	<input type="radio"/>
c) I ride a skateboard	<input type="radio"/>	<input type="radio"/>	<input checked="" type="radio"/>	<input type="radio"/>

Example 3

What do you think? Tell us how much you agree with these statements.

Fill in only **one** circle for each row.

	Agree a lot	Agree a little	Disagree a little	Disagree a lot
a) Watching movies is fun	①	●	③	④
b) I like eating ice cream	●	②	③	④
c) I do not like waking up early	①	②	●	④
d) I enjoy doing chores	①	②	③	●

- Read each question carefully, and pick the answer you think is best.
- Fill in the circle next to or under your answer.
- If you decide to change your answer, completely erase your first choice. Then, fill in the circle next to or under your new answer.
- Ask for help if you do not understand something or are not sure how to answer.

About you

1

A. Are you a girl or a boy?*Fill in **one** circle only.*

Girl -- ①

Boy -- ②

B. Are you Hispanic or Latino?*Fill in **one** circle only.*

Yes, I am Hispanic or Latino -- ①

No, I am not Hispanic or Latino -- ②

C. Which of the following best describes you?*Fill in circle(s) for **all** that apply.*

White -- ①

Black or African American -- ①

Asian -- ①

American Indian or Alaska Native -- ①

Native Hawaiian or other
Pacific Islander -- ①

2**When were you born?**

Fill in the circles next to the month and year you were born.

a) Month

- January -- (A)
- February -- (B)
- March -- (C)
- April -- (D)
- May -- (E)
- June -- (f)
- July -- (g)
- August -- (h)
- September -- (i)
- October -- (j)
- November -- (k)
- December -- (l)

b) Year

- 2001 -- (1)
- 2002 -- (2)
- 2003 -- (3)
- 2004 -- (4)
- 2006 -- (5)
- 2007 -- (6)
- 2008 -- (7)
- 2009 -- (8)
- 2010 -- (9)
- Other -- (0)

3**A. How often do you speak English at home?**

*Fill in **one** circle only.*

Always -- ① *If **Always**, please go to question 4* 

Almost always -- ②

Sometimes -- ③

Never -- ④

B. What language do you speak at home (other than English)?

*Fill in **one** circle only.*

Spanish -- ①

Other -- ② Please specify _____

4

About how many books are there in your home? (Do not count magazines, newspapers, or your school books.)

*Fill in **one** circle only.*

None or very few
(0–10 books) -- ①

Enough to fill one shelf
(11–25 books) -- ②

Enough to fill one bookcase
(26–100 books) -- ③

Enough to fill two bookcases
(101–200 books) -- ④

Enough to fill three or more bookcases
(more than 200) -- ⑤

5

Do you have any of these things at your home?

*Fill in only **one** circle for each row.*

- | | Yes | No |
|---|-----|----|
| | ↓ | ↓ |
| a) A computer or tablet | ① | ② |
| b) Study desk/table for your use | ① | ② |
| c) Your own room | ① | ② |
| d) Internet connection | ① | ② |
| e) Your own cell phone | ① | ② |
| f) A gaming system (e.g., PlayStation,
Wii, XBox) .. | ① | ② |
| g) VCR, DVD, or Blu-ray player | ① | ② |

The following questions are about your Parent/Guardian A and Parent/Guardian B. If you have only one parent/guardian, answer for Parent/Guardian A. If you have two parents/guardians, choose one for Parent/Guardian A and the other for Parent/Guardian B.

6

What is the highest level of education completed by your parents/guardians?

A. Parent/Guardian A

*Fill in **one** circle only.*

- Less than high school -- ①
- Some high school -- ②
- High school graduate -- ③
- Associate's degree (2-year college program) -- ④
- Bachelor's degree (4-year college program) -- ⑤
- Master's degree or professional degree (MD, DDS, lawyer, minister) -- ⑥
- Doctorate (Ph.D., or Ed.D.) -- ⑦
- I don't know -- ⑧
- Not applicable -- ○

6 (continued)

What is the highest level of education completed by your parents/guardians?

6. Parent/Guardian 6

*Fill in **one** circle only.*

- Less than high school -- ①
- Some high school -- ②
- High school graduate -- ③
- Associate's degree (2-year college program) -- ④
- Bachelor's degree (4-year college program) -- ⑤
- Master's degree or professional degree (MD, DDS, lawyer, minister) -- ⑥
- Doctorate (Ph.D., or Ed.D.) -- ⑦
- I don't know -- ⑧
- Not applicable -- ○

7**How far in your education do you expect to go?***Fill in **one** circle only.*

Finish middle school -- ①

Finish high school -- ②

Finish Associate's degree
(2-year college program) -- ③Finish Bachelor's degree
(4-year college program) -- ④Finish Master's degree or
professional degree (MD,
DDS, lawyer, minister) -- ⑤

Finish Doctorate (Ph.D., Ed.D.) -- ⑥

8**Were your parents/guardians born in the United States?****A. Parent/Guardian A***Fill in **one** circle only.*

Yes -- ①

No -- ②

I don't know -- ③

Not applicable -- ④

Were your parents/guardians born in the United States?**B. Parent/Guardian B***Fill in **one** circle only.*

Yes -- ①

No -- ②

I don't know -- ③

Not applicable -- ④

9**A. Were you born in the United States?***Fill in **one** circle only.*Yes -- ① **(If Yes, go to question 10)**

No -- ②

If No,**B. If you were not born in the United States, how old were you when you came to the United States?***Fill in **one** circle only.*

Older than 10 years old -- ①

5 to 10 years old -- ②

Younger than 5 years old -- ③

10

The following questions ask about activities you do outside of school.

Fill in only **one** circle for each row.

- | | Yes | No |
|---|-----|----|
| | ↓ | ↓ |
| a) Do you play on a sports team outside of school?----- | ① | ② |
| b) Do you often play a musical instrument outside of school? ----- | ① | ② |
| c) Are you studying something in a class outside of school? ----- | ① | ② |
| d) Do you belong to a club outside of school (like Boy/Girl Scouts, 4-H, or Boys and Girls Club)? ----- | ① | ② |

11

In this school year, are you preparing for or have you participated in any of the following activities?

Fill in only **one** circle for each row.

- | | Yes | No |
|------------------------------|-----|----|
| | ↓ | ↓ |
| a) Science fair----- | ① | ② |
| b) Science club----- | ① | ② |
| c) Science competition ----- | ① | ② |

12**A. About how often are you absent from school?***Fill in **one** circle only.*

- Once a week -- ①
- Once every two weeks -- ②
- Once a month -- ③
- Once every two months -- ④
- Never or almost never -- ⑤

B. How many days were you absent from school in the last month?*Fill in **one** circle only.*

- None -- ①
- 1 or 2 days -- ②
- 3 or 4 days -- ③
- 5 to 10 days -- ④
- More than 10 days -- ⑤

13**Have you ever repeated a grade?***Fill in only **one** circle for each row.*

- | | Yes | No |
|--|--------|--------|
| a) In elementary school..... | ↓
① | ↓
② |
| b) In middle or junior high school | ① | ② |

14

How often do you feel this way when you arrive at school?

*Fill in only **one** circle for each row.*

- | | Every
day | Almost
every day | Sometimes | Never |
|------------------------|--------------|---------------------|-----------|--------|
| a) I feel tired----- | ↓
① | ↓
② | ↓
③ | ↓
④ |
| b) I feel hungry ----- | ① | ② | ③ | ④ |

15

Do you use the Internet to do any of the following tasks for schoolwork (including classroom tasks, homework, studying outside of class)?

*Fill in only **one** circle for each row.*

- | | Yes | No |
|---|--------|--------|
| a) Access the textbook or other course materials ----- | ↓
① | ↓
② |
| b) Access assignments posted online by my teacher ----- | ① | ② |
| c) Collaborate with classmates on assignments or projects ----- | ① | ② |
| d) Communicate with the teacher ----- | ① | ② |
| e) Find information, articles, or tutorials to aid in understanding mathematics ----- | ① | ② |
| f) Find information, articles, or tutorials to aid in understanding science ----- | ① | ② |

Your School

16

What do you think about your school? Tell how much you agree with these statements.

Fill in only **one** circle for each row.

	Agree a lot	Agree a little	Disagree a little	Disagree a lot
a) I like being in school	①	②	③	④
b) I feel safe when I am at school	①	②	③	④
c) I feel like I belong at this school	①	②	③	④
d) Teachers at my school are fair to me	①	②	③	④
e) I am proud to go to this school	①	②	③	④

17

During this school year, how often have other students from your school done any of the following things to you (including through texting or social media)?

*Fill in only **one** circle for each row.*

	At least once a week	Once or twice a month	A few times a year	Never
	↓	↓	↓	↓
a) Made fun of my clothes	①	②	③	④
b) Said mean things about my physical appearance (e.g., my hair, my size)	①	②	③	④
c) Spread lies about me	①	②	③	④
d) Shared my secrets with others ----	①	②	③	④
e) Refused to talk to me	①	②	③	④
f) Insulted a member of my family ---	①	②	③	④
g) Stole something from me	①	②	③	④
h) Made me do things I didn't want to do	①	②	③	④
i) Shared embarrassing information or photos of me	①	②	③	④
j) Sent me mean messages or e-mails	①	②	③	④
k) Threatened me	①	②	③	④
l) Physically hurt me	①	②	③	④
m) Excluded me from their group (e.g., parties, messaging) ----	①	②	③	④
n) Damaged something of mine on purpose	①	②	③	④

Mathematics in School

18

How much do you agree with these statements about learning mathematics?

Fill in only **one** circle for each row.

	Agree a lot	Agree a little	Disagree a little	Disagree a lot
a) I enjoy learning mathematics -----	①	②	③	④
b) I wish I did not have to study mathematics -----	①	②	③	④
c) Mathematics is boring -----	①	②	③	④
d) I learn many interesting things in mathematics -----	①	②	③	④
e) I like mathematics -----	①	②	③	④
f) I like any schoolwork that involves numbers -----	①	②	③	④
g) I like to solve mathematics problems -----	①	②	③	④
h) I look forward to mathematics class -----	①	②	③	④
i) Mathematics is one of my favorite subjects -----	①	②	③	④

19

How much do you agree with these statements about your mathematics lessons?

Fill in only **one** circle for each row.

	Agree a lot	Agree a little	Disagree a little	Disagree a lot
a) I know what my teacher expects me to do	↓ ①	↓ ②	↓ ③	↓ ④
b) My teacher is easy to understand --	①	②	③	④
c) My teacher gives me interesting things to do	①	②	③	④
d) My teacher has clear answers to my questions	①	②	③	④
e) My teacher is good at explaining mathematics	①	②	③	④
f) My teacher lets me show what I have learned	①	②	③	④
g) My teacher does a variety of things to help us learn	①	②	③	④

19 (continued)

How much do you agree with these statements about
your mathematics lessons?

Fill in only **one** circle for each row.

	Agree a lot	Agree a little	Disagree a little	Disagree a lot
h) My teacher tells me how to do better when I make a mistake -----	↓ ①	↓ ②	↓ ③	↓ ④
i) My teacher listens to what I have to say -----	①	②	③	④
j) My teacher links new lessons to what I already know -----	①	②	③	④
k) My teacher explains a topic again when we don't understand -----	①	②	③	④
l) My teacher lets me explain why my answer is correct -----	①	②	③	④
m) My teacher asks me to work on mathematics problems on my own -----	①	②	③	④
n) My teacher asks us to discuss solutions to problems with our classmates -----	①	②	③	④

20

How much do you agree with these statements about mathematics?

Fill in only **one** circle for each row.

- | | Agree
a lot | Agree
a little | Disagree
a little | Disagree
a lot |
|--|----------------|-------------------|----------------------|-------------------|
| | ↓ | ↓ | ↓ | ↓ |
| a) I usually do well in mathematics --- | ① | ② | ③ | ④ |
| b) Mathematics is more difficult
for me than for many of
my classmates ----- | ① | ② | ③ | ④ |
| c) Mathematics is not one of
my strengths ----- | ① | ② | ③ | ④ |
| d) I learn things quickly
in mathematics ----- | ① | ② | ③ | ④ |
| e) Mathematics makes me
nervous ----- | ① | ② | ③ | ④ |
| f) I am good at working out
difficult mathematics problems ----- | ① | ② | ③ | ④ |
| g) My teacher tells me I am good at
mathematics ----- | ① | ② | ③ | ④ |
| h) Mathematics is harder for me
than any other subject ----- | ① | ② | ③ | ④ |
| i) Mathematics makes me
confused ----- | ① | ② | ③ | ④ |

21

How much do you agree with these statements about mathematics?

Fill in only **one** circle for each row.

- | | Agree
a lot | Agree
a little | Disagree
a little | Disagree
a lot |
|--|----------------|-------------------|----------------------|-------------------|
| a) I think learning mathematics will help me in my daily life | ↓
① | ↓
② | ↓
③ | ↓
④ |
| b) I need mathematics to learn other school subjects | ① | ② | ③ | ④ |
| c) I need to do well in mathematics to get into the college or university of my choice | ① | ② | ③ | ④ |
| d) I need to do well in mathematics to get the job I want | ① | ② | ③ | ④ |
| e) I would like a job that involves using mathematics | ① | ② | ③ | ④ |
| f) It is important to learn about mathematics to get ahead in the world | ① | ② | ③ | ④ |
| g) Learning mathematics will give me more job opportunities when I am an adult | ① | ② | ③ | ④ |
| h) My parents think that it is important that I do well in mathematics | ① | ② | ③ | ④ |
| i) It is important to do well in mathematics | ① | ② | ③ | ④ |

Science in School

22

How much do you agree with these statements about learning science?

Fill in only **one** circle for each row.

	Agree a lot	Agree a little	Disagree a little	Disagree a lot
a) I enjoy learning science	↓ ①	↓ ②	↓ ③	↓ ④
b) I wish I did not have to study science	①	②	③	④
c) Science is boring	①	②	③	④
d) I learn many interesting things in science	①	②	③	④
e) I like science	①	②	③	④
f) I look forward to learning science in school	①	②	③	④
g) Science teaches me how things in the world work	①	②	③	④
h) I like to conduct science experiments	①	②	③	④
i) Science is one of my favorite subjects	①	②	③	④

23

How much do you agree with these statements about your science lessons?

Fill in only **one** circle for each row.

	Agree a lot	Agree a little	Disagree a little	Disagree a lot
a) I know what my teacher expects me to do	↓ ①	↓ ②	↓ ③	↓ ④
b) My teacher is easy to understand ..	①	②	③	④
c) My teacher gives me interesting things to do	①	②	③	④
d) My teacher has clear answers to my questions	①	②	③	④
e) My teacher is good at explaining science	①	②	③	④
f) My teacher lets me show what I have learned	①	②	③	④
g) My teacher does a variety of things to help us learn	①	②	③	④
h) My teacher tells me how to do better when I make a mistake	①	②	③	④
i) My teacher listens to what I have to say	①	②	③	④
j) My teacher links new lessons to what I already know	①	②	③	④
k) My teacher explains a topic again when we don't understand	①	②	③	④
l) My teacher lets me explain why my answer is correct	①	②	③	④
m) My teacher asks me to conduct science experiments	①	②	③	④
n) My teacher encourages me to discuss the results of our science experiments	①	②	③	④

24

How much do you agree with these statements about science?

Fill in only **one** circle for each row.

	Agree a lot	Agree a little	Disagree a little	Disagree a lot
	↓	↓	↓	↓
a) I usually do well in science	①	②	③	④
b) Science is more difficult for me than for many of my classmates ----	①	②	③	④
c) Science is not one of my strengths	①	②	③	④
d) I learn things quickly in science	①	②	③	④
e) I am good at working out difficult science problems	①	②	③	④
f) My teacher tells me I am good at science	①	②	③	④
g) Science is harder for me than any other subject	①	②	③	④
h) Science makes me confused	①	②	③	④

25

How much do you agree with these statements about science?

Fill in only **one** circle for each row.

	Agree a lot	Agree a little	Disagree a little	Disagree a lot
a) I think learning science will help me in my daily life	↓ ①	↓ ②	↓ ③	↓ ④
b) I need science to learn other school subjects	①	②	③	④
c) I need to do well in science to get into the college or university of my choice	①	②	③	④
d) I need to do well in science to get the job I want	①	②	③	④
e) I would like a job that involves using science	①	②	③	④
f) It is important to learn about science to get ahead in the world	①	②	③	④
g) Learning science will give me more job opportunities when I am an adult	①	②	③	④
h) My parents think that it is important that I do well in science	①	②	③	④
i) It is important to do well in science	①	②	③	④

Homework

26

A. How often does your teacher give you homework in the following subjects?

*Fill in only **one** circle for each row.*

	Every day	3 or 4 times a week	1 or 2 times a week	Less than once a week	Never
a) Mathematics -----	①	②	③	④	⑤
b) Science -----	①	②	③	④	⑤

B. When your teacher gives you homework in the following subjects, about how many minutes do you usually spend on your homework?

*Fill in only **one** circle for each row.*

	My teacher never gives me homework in...	1-15 minutes	16-30 minutes	31-60 minutes	61-90 minutes	More than 90 minutes
a) Mathematics -----	①	②	③	④	⑤	⑥
b) Science -----	①	②	③	④	⑤	⑥

27

A. During the last 12 months, have you attended extra lessons or tutoring not provided by the school in the following subjects?

*Fill in only **one** circle for each row.*

	Yes, to excel in class	Yes, to keep up in class	No
a) Mathematics	↓ ①	↓ ②	↓ ③
b) Science	①	②	③

B. For how many of the last 12 months have you attended extra lessons or tutoring?

*Fill in only **one** circle for each row.*

	Did not attend	Less than 4 months	4–8 months	More than 8 months
a) Mathematics	↓ ①	↓ ②	↓ ③	↓ ④
b) Science	①	②	③	④

28

How hard was this test compared to most other tests you have taken this year in school?

*Fill in **one** circle only.*

Easier than other tests -- ①

About as hard as other tests -- ②

Harder than other tests -- ③

Much harder than other tests -- ④

29

How hard did you try on this test compared to how hard you tried on most other tests you have taken this year in school?

*Fill in **one** circle only.*

Not as hard as on other tests -- ①

About as hard as on other tests -- ②

Harder than on other tests -- ③

Much harder than on other tests -- ④

30

How important was it to you to do well on this test?

*Fill in **one** circle only.*

Not very important -- ①

Somewhat important -- ②

Important -- ③

Very important -- ④



Thank You!

Thank you for filling out the questionnaire!



BOSTON
COLLEGE

timss.bc.edu

Grade 8



© IEA, 2017
International Association
for the Evaluation of
Educational Achievement