

USDA - Forest Service Northern Region

Product Removal Permit Book

--Scaled Sale --

S-01-245801 - S-01-245850

Book Number

Sale Name

Log Brand

Sample Group

Return Address

PURCHASER RECEIPT

FOREST	DISTRICT
SALE NAME	BRAND
RETURN DATE	BOOK NUMBER

REMARKS

FOREST SERVICE SIGNATURE

Receipt for returned Product Removal Permit Book

FOREST SERVICE RECEIPT

PURCHASER	DISTRICT
SALE NAME	BOOK NUMBER
RETURN DATE	BRAND

REMARKS

PURCHASER SIGNATURE

Receipt for returned Product Removal Permit Book

☆ U. S. GPO.: 2002 - 792-405

*Scan this
side*



R-1
STAPLE

USDA - Forest Service - Woods Permit

DATE	TIME	S-01-245802
SALE NAME	DESTINATION	

USDA - Forest Service - Woods Permit

DATE	TIME	S-01-245801
SALE NAME	DESTINATION	

I _____ AGREE TO PRESENT THIS ENTIRE
 (Driver's signature)
 LOAD OF LOGS TO THE DESIGNATED SCALE LOCATION.

USDA - Forest Service - Trucker Permit

DATE	S-01-245801
MO.	<input type="radio"/> Jan <input type="radio"/> Feb <input type="radio"/> Mar <input type="radio"/> Apr <input type="radio"/> May <input type="radio"/> Jun <input type="radio"/> Jul <input type="radio"/> Aug <input type="radio"/> Sep <input type="radio"/> Oct <input type="radio"/> Nov <input type="radio"/> Dec
	TIME

DAYS	USDA - Forest Service Scaler Permit		<input type="radio"/> AM <input type="radio"/> PM
<input type="radio"/> 1 <input type="radio"/> 2 <input type="radio"/> 3 <input type="radio"/> 4 <input type="radio"/> 5 <input type="radio"/> 6 <input type="radio"/> 7 <input type="radio"/> 8 <input type="radio"/> 9 <input type="radio"/> 10 <input type="radio"/> 11 <input type="radio"/> 12 <input type="radio"/> 13 <input type="radio"/> 14 <input type="radio"/> 15 <input type="radio"/> 16 <input type="radio"/> 17 <input type="radio"/> 18 <input type="radio"/> 19 <input type="radio"/> 20 <input type="radio"/> 21 <input type="radio"/> 22 <input type="radio"/> 23 <input type="radio"/> 24 <input type="radio"/> 25 <input type="radio"/> 26 <input type="radio"/> 27 <input type="radio"/> 28 <input type="radio"/> 29 <input type="radio"/> 30 <input type="radio"/> 31	SAMPLE GROUP	RANGER DISTRICT ADDRESS AND TELEPHONE NUMBER	MINUTES
	LOG BRAND		<input type="radio"/> 0 <input type="radio"/> 15 <input type="radio"/> 30 <input type="radio"/> 45
		SALE NAME	HOURS
	SCALING LOCATION		<input type="radio"/> 1 <input type="radio"/> 2 <input type="radio"/> 3 <input type="radio"/> 4 <input type="radio"/> 5 <input type="radio"/> 6 <input type="radio"/> 7 <input type="radio"/> 8 <input type="radio"/> 9 <input type="radio"/> 10 <input type="radio"/> 11 <input type="radio"/> 12
	S-01-245801		

USDA - Forest Service - Load Permit

STAPLE DATE	STAPLE S-01-245801	
LOG BRAND	RANGER DISTRICT ADDRESS AND TELEPHONE NUMBER	
	SALE NAME	
STAPLE	STAPLE	

USDA - Forest Service - Purchaser Permit

DATE	S-01-245801
------	--------------------

INSTRUCTIONS

I. FOREST SERVICE REPRESENTATIVE

A. Prior to issuing the permit book:

1. Fill out permit book cover and stamp the Ranger District address, telephone number and sale name in the appropriate place on each Scaler and Load Permit.
2. When sample scaling, stamp appropriate sample group on the permit book cover and on each Scaler Permit.
3. Fill out the FOREST SERVICE RECEIPT and PURCHASER RECEIPT on back cover of the permit book. Obtain the Purchaser's signature on the FOREST SERVICE RECEIPT as receiving the permit book. Detach both receipts and retain on file until the permit book is returned.

B. When the book is returned.

1. Fill in the return date on FOREST SERVICE RECEIPT and the PURCHASER RECEIPT.
2. Forest Service Representative shall sign PURCHASER RECEIPT as receiving the used permit book and issue the receipt to the Purchaser.

II. PURCHASER

A. At time of issue:

1. Issue all permits in sequence by permit number.
2. A Designated individual named in writing shall completely fill out all permits in ink and remove the area within the circle for date and time on the Scaler Permit.
3. Before leaving the loading area, the truck driver shall sign a legal signature in ink at the appropriate place on the Woods Permit.
4. Before leaving the loading area, detach the Load and Scaler Permit from the permit book and staple them to the bunk or wing log at the front of the load on the driver's side using construction type staples with 3/8-1/2 inch legs. Staples shall be placed where you find the work STAPLE on permits.

B. TRUCKER and PURCHASER PERMIT are for Purchaser use.

C. Definitions:

1. Destination is the location where the truck will be unloaded.
2. Scaling Location is the Forest Service approved location where the load is required to be scaled.

D. Truck-trailer "mule train" loads shall require a Load and Scaler Permit to be attached to each unit.

E. Product Removal Permit Books shall be returned to the issuing Ranger District when all Load Permits and Scaler Permits have been used, at sale completion, during seasonal shutdown and upon request by the Forest Service Representative.

USDA - Forest Service - Woods Permit

DATE	TIME	S-01-245801
SAI F NAME	DESTINATION	

**USDA – Forest Service
Northern Region**

MULE TRAIN

**Product Removal
Permit Book**

– Scaled Sale –

M-045351-A — M-045375-B

Book Number

Sale Name

Log Brand

Sample Group

Return Address

PURCHASER RECEIPT

FOREST	DISTRICT
SALE NAME	BRAND
RETURN DATE	BOOK NUMBER
REMARKS	
FOREST SERVICE SIGNATURE	

Receipt for returned Product Removal Permit Book

FOREST SERVICE RECEIPT

PURCHASER	DISTRICT
SALE NAME	BOOK NUMBER
RETURN DATE	BRAND
REMARKS	
PURCHASER SIGNATURE	

Receipt for issued Product Removal Permit Book

REMINDER CARD

You are now half way
through your Product
Removal Permit Book.

Do you need to order
another Product Removal
Permit Book?

If so, contact your
Forest Service Timber
Sale Administrator.



**THIS IS NOT A PERMIT.
DO NOT REMOVE FROM BOOK.**

INSTRUCTIONS

I. FOREST SERVICE REPRESENTATIVE

- A. Prior to issuing the permit book:
1. Fill out permit book cover and stamp the Ranger District address, telephone number and sale name in the appropriate place on each Scaler and Load Permit.
 2. When sample scaling, stamp appropriate sample group on the permit book cover and on each Scaler permit
 3. Fill out the FOREST SERVICE RECEIPT and PURCHASER RECEIPT on back cover of permit book. Obtain the Purchaser's signature on the FOREST SERVICE RECEIPT as receiving the permit book. Detach receipts and retain on file until the permit book is returned.
- B. When the book is returned:
1. Fill in the return date on FOREST SERVICE RECEIPT and the PURCHASER RECEIPT.
 2. Forest Service Representative shall sign PURCHASER RECEIPT as receiving the used permit book and issue the receipt to the Purchaser.

II. PURCHASER

- A. At time of issue:
1. Issue all permits in sequence by permit number.
 2. A designated individual named in writing shall completely fill out all permits in ink and remove the area within the circle for date and time on Scaler Permit.
 3. Before leaving the loading area, the truck driver shall sign a legal signature in ink at the appropriate place on the Woods Permit.
 4. Before leaving the loading area, detach the Load and Scaler permit from the permit book and staple them to the bunk or wing log at the front of the load on the driver's side using construction type staples with 3/8 - 1/2 inch legs. Staples shall be placed where you find the word STAPLE on permits.
- B. TRUCKER and PURCHASER PERMIT are for Purchaser Use.
- C. Definitions:
1. Destination is the location where the truck will be unloaded.
 2. Scaling Location is the Forest Service approved location where the load is required to be scaled.
- D. Truck-trailer "mule train" loads shall require Part A and Part B Scaler Permit to be attached to each unit.
- E. Product Removal Permit Books shall be returned to the issuing Ranger District when all Load Permits and Scaler Permits have been used, at sale completion, during seasonal shutdown, and upon request by the Forest Service Representative.

USDA - Forest Service Northern Region

Product Removal Permit Book

-- Tree Measurement Sale --

Book Number

Sale Name

Log Brand

Return Address

PURCHASER RECEIPT

FOREST	DISTRICT
SALE NAME	BRAND
RETURN DATE	BOOK NUMBER

REMARKS

FOREST SERVICE SIGNATURE

Receipt for returned Product Removal Permit Book

FOREST SERVICE RECEIPT

PURCHASER	DISTRICT
SALE NAME	BOOK NUMBER
RETURN DATE	BRAND

REMARKS

PURCHASER SIGNATURE

Receipt for returned Product Removal Permit Book



R



STAPLE

1

USDA - Forest Service - Woods Permit

DATE	TIME	T- 01- 863001
SALE NAME	DESTINATION	

DRIVER'S SIGNATURE _____

USDA - Forest Service - Trucker Permit

DATE	T- 01- 863001	
DAYS (1-31)	USDA - Forest Service Load Permit	
	LOG BRAND	RANGER DISTRICT ADDRESS AND TELEPHONE NUMBER
		SALE NAME
	DESTINATION	
	T- 01- 863001	
MO.	(Jan-Dec)	TIME (AM/PM)
STAPLE		MINUTES (0-45)
		HOURS (1-12)
		STAPLE

USDA - Forest Service - Purchaser Permit

DATE	
STAPLE	STAPLE

T- 01- 863001

INSTRUCTIONS

I. FOREST SERVICE REPRESENTATIVE

A. Prior to issuing the permit book:

1. Fill out permit book cover and stamp the Ranger District address, telephone number and sale name in the appropriate place on the Load Permit.
2. Fill out the FOREST SERVICE RECEIPT and PURCHASER RECEIPT on back cover of the permit book. Obtain the Purchaser's signature on the FOREST SERVICE RECEIPT as receiving the permit book. Detach both receipts and retain on file until the permit book is returned.

B. When the book is returned:

1. Fill in the return date on FOREST SERVICE RECEIPT and the PURCHASER RECEIPT.
2. Forest Service Representative shall sign PURCHASER RECEIPT as receiving the used permit book and issue the receipt to the Purchaser.

II. PURCHASER

A. At time of issue:

1. Issue all permits in sequence by permit number.
2. A Designated individual named in writing shall completely fill out all permits in ink and remove the area within the circle for date and time on the Load Permit.
3. Before leaving the loading area, the truck driver shall sign a legal signature in ink at the appropriate place on the Woods Permit.
4. Before leaving the loading area, detach the Load and Purchaser Permit from the permit book and staple to the bunk or wing log at the front of the load on the driver's side using construction type staples with 3/8-1/2 inch legs. Staples shall be placed where you find the word STAPLE on permits.

B. TRUCKER PERMIT is for Purchaser's use.

C. Definitions:

1. Destination is the location where the truck will be unloaded.

D. Truck-trailer "mule train" loads shall require a Load and Purchaser Permit to be attached to each unit.

E. Product Removal Permit Books shall be returned to the issuing Ranger District when all Load Permits and Purchaser Permits have been used, at sale completion, during seasonal shutdown and upon request by the Forest Service Representative.

USDA – Forest Service

Rocky Mountain Region

**Product Removal
Permit Book**

761
– Scaled Sale –

S-02-681851-S-02-681900

Book Number

Sale Name

Log Brand

Sample Group

Return Address

INSTRUCTIONS

I. FOREST SERVICE REPRESENTATIVE

A. Prior to issuing the permit book:

1. Fill out permit book cover and stamp the Ranger District address, telephone number and sale name in the appropriate place on each Scaler and Load Permit.
2. When sample scaling, stamp appropriate sample group on the permit book cover and on each Scaler permit
3. Fill out the FOREST SERVICE RECEIPT and PURCHASER RECEIPT on back cover of permit book. Obtain the Purchaser's signature on the FOREST SERVICE RECEIPT as receiving the permit book. Detach both receipts and retain on file until the permit book is returned.

B. When the book is returned:

1. Fill in the return date on FOREST SERVICE RECEIPT and the PURCHASER RECEIPT.
2. Forest Service Representative shall sign PURCHASER RECEIPT as receiving the used permit book and issue the receipt to the Purchaser.

II. PURCHASER

A. At time of issue:

1. Issue all permits in sequence by permit number.
2. A Designated Individual named in writing shall completely fill out all permits in ink and remove the area within the circle for date and time on Scaler Permit.
3. Before leaving the loading area, the truck driver shall sign a legal signature in ink at the appropriate place on the Woods Permit.
4. Before leaving the loading area, detach the Load and Scaler permit from the permit book and staple them to the bunk or wing log at the front of the load on the driver's side using construction type staples with 3/8 - 1/2 inch legs. Staples shall be placed where you find the word STAPLE on permits.

B. TRUCKER and PURCHASER PERMIT are for Purchaser Use.

C. Definitions:

1. Destination is the location where the truck will be unloaded.
2. Scaling Location is the Forest Service approved location where the load is required to be scaled.

D. Truck-trailer loads weighed as one unit shall require a Part A and Part B Permit to be attached to each unit.

E. Product Removal Permit Books shall be returned to the issuing Ranger District when all Load Permits and Scaler Permits have been used, at sale completion, during seasonal shutdown, and/or upon request by the Forest Service Representative.

USDA-Forest Service-Woods Permit

DATE

TIME

S-02-681851

**USDA - Forest Service
Rocky Mountain Region**

238
Product Removal

Permit Book

- Tree Measurement Sale -

T-02-142101 TO T-02-142150

Book Number

111

Sale Name

Log Brand
Return Address

INSTRUCTIONS

I. FOREST SERVICE REPRESENTATIVE

A. Prior to issuing the permit book:

1. Fill out permit book cover and stamp the Ranger District address, telephone number and sale name in the appropriate place on the Load Permit.
2. Fill out the FOREST SERVICE RECEIPT and PURCHASER RECEIPT on back cover of the permit book. Obtain the Purchaser's signature on the FOREST SERVICE RECEIPT as receiving the permit book. Detach both receipts and retain on file until the permit book is returned.

B. When the book is returned:

1. Fill in the return date on FOREST SERVICE RECEIPT and the PURCHASER RECEIPT.
2. Forest Service Representative shall sign PURCHASER RECEIPT as receiving the used permit book and issue the receipt to the Purchaser.

II. PURCHASER

A. At time of issue:

1. Issue all permits in sequence by permit number.
2. A Designated individual named in writing shall completely fill out all permits in ink and remove the area within the circle for date and time on the Load Permit.
3. Before leaving the loading area, the truck driver shall sign a legal signature in ink at the appropriate place on the Woods Permit.
4. Before leaving the loading area, detach the Load and Purchaser Permit from the permit book and staple to the bunk or wing log at the front of the load on the driver's side using construction type staples with 3/8-1/2 inch legs. Staples shall be placed where you find the word STAPLE on permits.

B. TRUCKER PERMIT is for Purchaser's use.

C. Definitions:

1. Destination is the location where the truck will be unloaded.

D. Truck-trailer "mule train" loads shall require a Load and Purchaser Permit to be attached to each unit.

E. Product Removal Permit Books shall be returned to the issuing Ranger District when all Load Permits and Purchaser Permits have been used, at sale completion, during seasonal shutdown and upon request by the Forest Service Representative.

USDA - Forest Service - Woods Permit

DATE

TIME

110101

USDA - Forest Service - Woods Permit

DATE	TIME	T - 02 - 142101
SALE NAME		DESTINATION
DRIVER'S SIGNATURE		

USDA - Forest Service - Trucker Permit

DATE	T - 02 - 142101
------	------------------------

DAYS 11 10 9 8 7 6 5 4 3 2 1 12 13 14 15 16 17 18 19 20 21 22 23 24 25 26 27 28 29 30 31	USDA - Forest Service Load Permit		TIME AM
	LOG BRAND	RANGER DISTRICT ADDRESS AND TELEPHONE NUMBER	PM
		SALE NAME	MINUTES 15 0 30 45
	DESTINATION		HOURS 6 5 4 3 2 1
	T-02- 142101		7 8 9 10 11 12
MO:	Jan Feb Mar Apr May Jun Jul Aug Sep Oct Nov Dec	1 2 3 4 5 6 7	

USDA - Forest Service - Purchaser Permit

DATE	

T - 02 - 142101

**USDA - Forest Service
Rocky Mountain Region**

**Product Removal
Permit Book**

-- Scaled Sale --

833726 A- 833750 B

Book Number

Sale Name

Log Brand

Sample Group

Return Address

INSTRUCTIONS

I. FOREST SERVICE REPRESENTATIVE

A. Prior to issuing the permit book:

1. Fill out permit book cover and stamp the Ranger District address, telephone number and sale name in the appropriate place on each Scaler and Load Permit.
2. When sample scaling, stamp appropriate sample group on the permit book cover and on each Scaler Permit.
3. Fill out the FOREST SERVICE RECEIPT and PURCHASER RECEIPT on back cover of the permit book. Obtain the Purchaser's signature on the FOREST SERVICE RECEIPT as receiving the permit book. Detach both receipts and retain on file until the permit book is returned.

B. When the book is returned.

1. Fill in the return date on FOREST SERVICE RECEIPT and the PURCHASER RECEIPT.
2. Forest Service Representative shall sign PURCHASER RECEIPT as receiving the used permit book and issue the receipt to the Purchaser.

II. PURCHASER

A. At time of issue:

1. Issue all permits in sequence by permit number.
2. A Designated individual named in writing shall completely fill out all permits in ink and remove the area within the circle for date and time on the Scaler Permit.
3. Before leaving the loading area, the truck driver shall sign a legal signature in ink at the appropriate place on the Woods Permit.
4. Before leaving the loading area, detach the Load and Scaler Permit from the permit book and staple them to the bunk or wing log at the front of the load on the driver's side using construction type staples with 3/8-1/2 inch legs. Staples shall be placed where you find the work STAPLE on permits.

B. TRUCKER and PURCHASER PERMIT are for Purchaser use.

C. Definitions:

1. Destination is the location where the truck will be unloaded.
2. Scaling Location is the Forest Service approved location where the load is required to be scaled.

D. Truck-trailer "mule train" loads shall require a Load and Scaler Permit to be attached to each unit.

E. Product Removal Permit Books shall be returned to the issuing Ranger District when all Load Permits and Scaler Permits have been used, at sale completion, during seasonal shutdown and upon request by the Forest Service Representative.

USDA - Forest Service - Woods Permit

DATE

TIME

833726 A

USDA - Forest Service - Woods Permit

DATE	TIME	833726 A
SALE NAME	DESTINATION	

 (Driver's signature)
 AGREE TO PRESENT THIS ENTIRE
 LOAD OF LOGS TO THE DESIGNATED SCALE LOCATION.

USDA - Forest Service - Trucker Permit

DATE	833726 A
------	----------

MO.	<input type="radio"/> Jan <input type="radio"/> Feb <input type="radio"/> Mar <input type="radio"/> Apr <input type="radio"/> May <input type="radio"/> Jun <input type="radio"/> Jul <input type="radio"/> Aug <input type="radio"/> Sep <input type="radio"/> Oct <input type="radio"/> Nov <input type="radio"/> Dec	TIME
DAYS	USDA - Forest Service Scaler Permit	
	SAMPLE GROUP	RANGER DISTRICT ADDRESS AND TELEPHONE NUMBER
	LOG BRAND	
	SALE NAME	
	SCALING LOCATION	
		AM <input type="radio"/> PM <input type="radio"/> MINUTES: <input type="radio"/> 0 <input type="radio"/> 15 <input type="radio"/> 30 <input type="radio"/> 45 HOURS: <input type="radio"/> 1 <input type="radio"/> 2 <input type="radio"/> 3 <input type="radio"/> 4 <input type="radio"/> 5 <input type="radio"/> 6 <input type="radio"/> 7 <input type="radio"/> 8 <input type="radio"/> 9 <input type="radio"/> 10 <input type="radio"/> 11 <input type="radio"/> 12
<input type="radio"/> 1 <input type="radio"/> 2 <input type="radio"/> 3 <input type="radio"/> 4 <input type="radio"/> 5 <input type="radio"/> 6 <input type="radio"/> 7 <input type="radio"/> 8 <input type="radio"/> 9 <input type="radio"/> 10 <input type="radio"/> 11 <input type="radio"/> 12 <input type="radio"/> 13 <input type="radio"/> 14 <input type="radio"/> 15 <input type="radio"/> 16 <input type="radio"/> 17 <input type="radio"/> 18 <input type="radio"/> 19 <input type="radio"/> 20 <input type="radio"/> 21 <input type="radio"/> 22 <input type="radio"/> 23 <input type="radio"/> 24 <input type="radio"/> 25 <input type="radio"/> 26 <input type="radio"/> 27 <input type="radio"/> 28 <input type="radio"/> 29 <input type="radio"/> 30 <input type="radio"/> 31	833726 A	

USDA - Forest Service - Load Permit

STAPLE DATE	STAPLE	833726 A
LOG BRAND	RANGER DISTRICT ADDRESS AND TELEPHONE NUMBER	
	SALE NAME	
STAPLE	STAPLE	

USDA - Forest Service - Purchaser Permit

DATE	833726 A
------	----------

PURCHASER RECEIPT

FOREST	DISTRICT
SALE NAME	BRAND
RETURN DATE	BOOK NUMBER

REMARKS

FOREST SERVICE SIGNATURE

Receipt for returned Product Removal Permit Book

FOREST SERVICE RECEIPT

PURCHASER	DISTRICT
SALE NAME	BOOK NUMBER
RETURN DATE	BRAND

REMARKS

PURCHASER SIGNATURE

Receipt for returned Product Removal Permit Book

**USDA - Forest Service
Rocky Mountain Region**

**Product Removal
Permit Book**

- Tree Measurement Sale -

T-02-116751 TO T-02-116800

Book Number

Sale Name

**Log Brand
Return Address**

INSTRUCTIONS

I. FOREST SERVICE REPRESENTATIVE

A. Prior to issuing the permit book:

1. Fill out permit book cover and stamp the Ranger District address, telephone number and sale name in the appropriate place on the Load Permit.
2. Fill out the FOREST SERVICE RECEIPT and PURCHASER RECEIPT on back cover of the permit book. Obtain the Purchaser's signature on the FOREST SERVICE RECEIPT as receiving the permit book. Detach both receipts and retain on file until the permit book is returned.

B. When the book is returned:

1. Fill in the return date on FOREST SERVICE RECEIPT and the PURCHASER RECEIPT.
2. Forest Service Representative shall sign PURCHASER RECEIPT as receiving the used permit book and issue the receipt to the Purchaser.

II. PURCHASER

A. At time of issue:

1. Issue all permits in sequence by permit number.
2. A Designated individual named in writing shall completely fill out all permits in ink and remove the area within the circle for date and time on the Load Permit.
3. Before leaving the loading area, the truck driver shall sign a legal signature in ink at the appropriate place on the Woods Permit.
4. Before leaving the loading area, detach the Load and Purchaser Permit from the permit book and staple to the bunk or wing log at the front of the load on the driver's side using construction type staples with 3/8-1/2 inch legs. Staples shall be placed where you find the word STAPLE on permits.

B. TRUCKER PERMIT is for Purchaser's use.

C. Definitions:

1. Destination is the location where the truck will be unloaded.

D. Truck-trailer "mule train" loads shall require a Load and Purchaser Permit to be attached to each unit.

E. Product Removal Permit Books shall be returned to the issuing Ranger District when all Load Permits and Purchaser Permits have been used, at sale completion, during seasonal shutdown and upon request by the Forest Service Representative.

USDA - Forest Service - Woods Permit

DATE

TIME

T - 02 - 116751

Ranger District when all Load Permits and Purchaser Permits have been used, at sale completion, during seasonal shutdown and upon request by the Forest Service Representative.

USDA - Forest Service - Woods Permit

DATE	TIME	T - 02 - 116751
SALE NAME	DESTINATION	
DRIVER'S SIGNATURE		

USDA - Forest Service - Trucker Permit

DATE	T - 02 - 116751		
DAYS 11 10 9 8 7 6 5 4 3 2 1 12 13 14 15 16 17 18 19 20 21 22 23 24 25 26 27 28 29 30 31	USDA - Forest Service Load Permit		TIME AM PM
	LOG BRAND	RANGER DISTRICT ADDRESS AND TELEPHONE NUMBER	MINUTES 15 0 45 30
		SALE NAME	HOURS 6 5 4 3 2 1
	DESTINATION		11 10 9 8 7
	T-02- 116751		12 11 10 9 8 7
MO. Jan Feb Mar Apr May Jun Jul Aug Sep Oct Nov Dec			1 7
STAPLE			STAPLE

USDA - Forest Service - Purchaser Permit

DATE	
STAPLE	STAPLE

T - 02 - 116751

PURCHASER RECEIPT

FOREST	DISTRICT
SALE NAME	BRAND
RETURN DATE	BOOK NUMBER

REMARKS

FOREST SERVICE SIGNATURE

Receipt for returned Product Removal Permit Book

FOREST SERVICE RECEIPT

PURCHASER	DISTRICT
SALE NAME	BOOK NUMBER
RETURN DATE	BRAND

REMARKS

PURCHASER SIGNATURE

Receipt for returned Product Removal Permit Book

USDA - Forest Service Southwestern Region

Product Removal Permit Book

-- Tree Measurement Sale --

Book Number

Sale Name

Log Brand

Return Address

USDA - Forest Service - Woods Permit

DATE

TIME

T- 03-

SALE NAME

DESTINATION

DRIVER'S SIGNATURE

USDA - Forest Service - Trucker Permit

DATE

T- 03-

DAYS

1	2	3	4	5	6	7	8	9	10	11	12	13	14	15	16	17	18	19	20	21	22	23	24	25	26	27	28	29	30	31
---	---	---	---	---	---	---	---	---	----	----	----	----	----	----	----	----	----	----	----	----	----	----	----	----	----	----	----	----	----	----

USDA - Forest Service Load Permit

LOG BRAND

RANGER DISTRICT ADDRESS AND TELEPHONE NUMBER

SALE NAME

DESTINATION

T- 03-

TIME

AM

PM

MINUTE

0	15	30	45
---	----	----	----

0	15	30	45
---	----	----	----

HOURS

0	1	2	3	4	5	6	7	8	9	10	11	12
---	---	---	---	---	---	---	---	---	---	----	----	----

0	1	2	3	4	5	6	7	8	9	10	11	12
---	---	---	---	---	---	---	---	---	---	----	----	----

MO.

Jan	Feb	Mar	Apr	May	Jun	Jul	Aug	Sep	Oct	Nov	Dec
-----	-----	-----	-----	-----	-----	-----	-----	-----	-----	-----	-----

STAPLE

STAPLE

USDA - Forest Service - Purchaser Permit

DATE

STAPLE

STAPLE

T- 03-

PURCHASER RECEIPT

FOREST	DISTRICT
SALE NAME	BRAND
RETURN DATE	BOOK NUMBER
REMARKS	
FOREST SERVICE SIGNATURE	

Receipt for returned Product Removal Permit Book

FOREST SERVICE RECEIPT

PURCHASER	DISTRICT
SALE NAME	BRAND
RETURN DATE	BOOK NUMBER
REMARKS	
PURCHASER SIGNATURE	

Receipt for returned Product Removal Permit Book

**USDA Forest Service
Southwestern Region**

**Product Removal
Permit Book**

— Scaled Sale —

S-03-66501 — S-03-66550

Book Number

Sale Name

Log Brand

Sample Group

Return Address

Purchaser Receipt

Forest	District
Sale Name	Brand
Return Date	Book Number

Remarks

Forest Service Signature

Receipt for returned Product Removal Permit Book

Forest Service Receipt

Purchaser	District
Sale Name	Brand
Return Date	Book Number

Remarks

Purchaser Signature

Receipt for returned Product Removal Permit Book

representative.

USDA - Forest Service - Woods Permit

Date	Time	S-03-66501
Sale Name	Destination	

I _____ AGREE TO PRESENT THIS ENTIRE
 (Driver's Signature)
 LOAD OF LOGS TO THE DESIGNATED SCALE LOCATION.

USDA - Forest Service - Trucker Permit

Date	S-03-66501
------	-------------------

Mo.	<input type="radio"/> Jan <input type="radio"/> Feb <input type="radio"/> Mar <input type="radio"/> Apr <input type="radio"/> May <input type="radio"/> Jun <input type="radio"/> Jul <input type="radio"/> Aug <input type="radio"/> Sep <input type="radio"/> Oct <input type="radio"/> Nov <input type="radio"/> Dec	Time	<input type="radio"/> AM <input type="radio"/> PM
-----	---	------	---

Days <input type="radio"/> 1 <input type="radio"/> 2 <input type="radio"/> 3 <input type="radio"/> 4 <input type="radio"/> 5 <input type="radio"/> 6 <input type="radio"/> 7 <input type="radio"/> 8 <input type="radio"/> 9 <input type="radio"/> 10 <input type="radio"/> 11 <input type="radio"/> 12 <input type="radio"/> 13 <input type="radio"/> 14 <input type="radio"/> 15 <input type="radio"/> 16 <input type="radio"/> 17 <input type="radio"/> 18 <input type="radio"/> 19 <input type="radio"/> 20 <input type="radio"/> 21 <input type="radio"/> 22 <input type="radio"/> 23 <input type="radio"/> 24 <input type="radio"/> 25 <input type="radio"/> 26 <input type="radio"/> 27 <input type="radio"/> 28 <input type="radio"/> 29 <input type="radio"/> 30 <input type="radio"/> 31	USDA - Forest Service Scaler Permit		Minutes	<input type="radio"/> 15 <input type="radio"/> 45
	Sample Group	Ranger District Address and Telephone Number		<input type="radio"/> 0 <input type="radio"/> 30
	Log Brand	Sale Name	Hours	<input type="radio"/> 6 <input type="radio"/> 12
	Scaling Location		<input type="radio"/> 4 <input type="radio"/> 10	
	S-03-66501		<input type="radio"/> 3 <input type="radio"/> 9	<input type="radio"/> 2 <input type="radio"/> 8

USDA - Forest Service - Load Permit

Staple	Staple
Date	S-03-66501

Log Brand	Ranger District Address and Telephone Number
	Sale Name

Staple	Staple
--------	--------

USDA - Forest Service - Purchaser Permit

Date	S-03-66501
------	-------------------

**USDA - Forest Service
Intermountain Region**

**Product Removal
Permit Book**

-- Scaled Sale --

723276 - 723325

Book Number



Sale Name

Log Brand

Sample Group

Return Address

INSTRUCTIONS

I. FOREST SERVICE REPRESENTATIVE

A. Prior to issuing the permit book:

1. Fill out permit book cover and stamp the Ranger District address, telephone number and sale name in the appropriate place on each Scaler and Load Permit.
2. When sample scaling, stamp appropriate sample group on the permit book cover and on each Scaler Permit.
3. Fill out the FOREST SERVICE RECEIPT and PURCHASER RECEIPT on back cover of the permit book. Obtain the Purchaser's signature on the FOREST SERVICE RECEIPT as receiving the permit book. Detach both receipts and retain on file unit until the permit book is returned.

B. When the book is returned:

1. Fill in the return date on FOREST SERVICE RECEIPT and the PURCHASER RECEIPT.
2. Forest Service Representative shall sign PURCHASER RECEIPT as receiving the used permit book and issue the receipt to the Purchaser.

II. PURCHASER

A. At time of issue:

1. Issue all permits in sequence by permit number.
2. A Designated individual named in writing shall completely fill out all permits in ink and remove the area within the circle for date and time on the Scaler Permit.
3. Before leaving the loading area, the truck driver shall sign a legal signature in ink at the appropriate place on the Woods Permit.
4. Before leaving the loading area, detach the Load and Scaler Permit from the permit book and firmly staple them to the bunk log at the front of the load on the driver's side using, at a minimum construction type staples with 3/8-1/2 inch legs. Staples shall be placed where you find the word STAPLE on permits.

B. TRUCKER and PURCHASER PERMIT is for Purchaser use.

C. Definitions:

1. Destination is the location where the truck will be unloaded.
2. Scaling Location is the Forest Service approved location where the load is required to be scaled.

D. Truck-trailer loads weighed as separate units shall require a Load and Scaler Permit to be attached to each unit.

E. Product Removal Permit Books shall be returned to the issuing Ranger District when all Load Permits and Scaler Permits have been used, at sale completion, during seasonal shutdown and upon request by the Forest Service Representative.

USDA - Forest Service - Woods Permit

DATE	TIME	S-04- 723276
SALE NAME		

I _____ AGREE TO PRESENT THIS ENTIRE
(Driver's signature)
LOAD OF LOGS TO THE DESIGNATED SCALE LOCATION.

USDA - Forest Service - Trucker Permit

DATE	S-04- 723276
MO.	<input type="radio"/> Jan <input type="radio"/> Feb <input type="radio"/> Mar <input type="radio"/> Apr <input type="radio"/> May <input type="radio"/> Jun <input type="radio"/> Jul <input type="radio"/> Aug <input type="radio"/> Sep <input type="radio"/> Oct <input type="radio"/> Nov <input type="radio"/> Dec
	TIME <input type="radio"/> AM <input type="radio"/> PM

DAYS <input type="radio"/> 1 <input type="radio"/> 2 <input type="radio"/> 3 <input type="radio"/> 4 <input type="radio"/> 5 <input type="radio"/> 6 <input type="radio"/> 7 <input type="radio"/> 8 <input type="radio"/> 9 <input type="radio"/> 10 <input type="radio"/> 11 <input type="radio"/> 12 <input type="radio"/> 13 <input type="radio"/> 14 <input type="radio"/> 15 <input type="radio"/> 16 <input type="radio"/> 17 <input type="radio"/> 18 <input type="radio"/> 19 <input type="radio"/> 20 <input type="radio"/> 21 <input type="radio"/> 22 <input type="radio"/> 23 <input type="radio"/> 24 <input type="radio"/> 25 <input type="radio"/> 26 <input type="radio"/> 27 <input type="radio"/> 28 <input type="radio"/> 29 <input type="radio"/> 30 <input type="radio"/> 31	USDA - Forest Service Scaler Permit		MINUTES <input type="radio"/> 0 <input type="radio"/> 15 <input type="radio"/> 30 <input type="radio"/> 45 HOURS <input type="radio"/> 1 <input type="radio"/> 2 <input type="radio"/> 3 <input type="radio"/> 4 <input type="radio"/> 5 <input type="radio"/> 6 <input type="radio"/> 7 <input type="radio"/> 8 <input type="radio"/> 9 <input type="radio"/> 10 <input type="radio"/> 11 <input type="radio"/> 12
	SAMPLE GROUP	RANGER DISTRICT ADDRESS AND TELEPHONE NUMBER	
	LOG BRAND		
	SALE NAME		
	SCALING LOCATION		
S-04- 723276			

USDA - Forest Service - Load Permit

STAPLE DATE	S-04- 723276	STAPLE
LOG BRAND	RANGER DISTRICT ADDRESS AND TELEPHONE NUMBER	
	SALE NAME	
STAPLE		STAPLE

USDA - Forest Service - Purchaser Permit

DATE	S-04- 723276
------	---------------------



R - 4
STAPLE

PURCHASER RECEIPT

FOREST	DISTRICT
SALE NAME	BRAND
RETURN DATE	BOOK NUMBER
REMARKS	
FOREST SERVICE SIGNATURE	

Receipt for returned Product Removal Permit Book

FOREST SERVICE RECEIPT

PURCHASER	DISTRICT
SALE NAME	BOOK NUMBER
RETURN DATE	BRAND
REMARKS	
PURCHASER SIGNATURE	

Receipt for returned Product Removal Permit Book

**USDA-Forest Service
Intermountain Region**

**Product Removal
Permit Book
-Tree Measurement Sale-**

42001 - 42050

Book Number

65

Sale Name



Log Brand

Return Address

INSTRUCTIONS

I. FOREST SERVICE REPRESENTATIVE

A. Prior to issuing the permit book:

1. Fill out permit book cover and stamp the Ranger District address, telephone number and sale name in the appropriate place on the Load Permit.
2. Fill out the FOREST SERVICE RECEIPT and PURCHASER RECEIPT on back cover of the permit book. Obtain the Purchaser's signature on the FOREST SERVICE RECEIPT as receiving the permit book. Detach both receipts and retain on file until the permit book is returned.

B. When the book is returned:

1. Fill in the return date on FOREST SERVICE RECEIPT and the PURCHASER RECEIPT.
2. Forest Service Representative shall sign PURCHASER RECEIPT as receiving the used permit book and issue the receipt to the Purchaser.

II. PURCHASER

A. At time of issue:

1. Issue all permits in sequence by permit number.
2. A Designated individual named in writing shall completely fill out all permits in ink and remove the area within the circle for date and time on the Load Permit.
3. Before leaving the loading area, the truck driver shall sign a legal signature in ink at the appropriate place on the Woods Permit.
4. Before leaving the loading area, detach the Load and Purchaser Permit from the permit book and staple to the bunk or wing log at the front of the load on the driver's side using construction type staples with 3/8-1/2 inch legs. Staples shall be placed where you find the word STAPLE on permits.

B. TRUCKER PERMIT is for Purchaser's use.

C. Definitions:

1. Destination is the location where the truck will be unloaded.

D. Truck-trailer "mule train" loads shall require a Load and Purchaser Permit to be attached to each unit.

E. Product Removal Permit Books shall be returned to the issuing Ranger District when all Load Permits and Purchaser Permits have been used, at sale completion, during seasonal shutdown and upon request by the Forest Service Representative.

USDA-Forest Service-Woods Permit

DATE **TO 042001**

TIME DESTINATION

DRIVER'S SIGNATURE

USDA-Forest Service-Trucker Permit

DATE **TO 042001**

USDA-Forest Service-Purchaser Permit

DATE

TO 042001

STAPLE

STAPLE

MO.	<input type="radio"/> Jan	<input type="radio"/> Feb	<input type="radio"/> Mar	<input type="radio"/> Apr	<input type="radio"/> May	<input type="radio"/> Jun	<input type="radio"/> Jul	<input type="radio"/> Aug	<input type="radio"/> Sep	<input type="radio"/> Oct	<input type="radio"/> Nov	<input type="radio"/> Dec	TIME						
	<input type="radio"/> 1	<input type="radio"/> 2	<input type="radio"/> 3	<input type="radio"/> 4	<input type="radio"/> 5	<input type="radio"/> 6	<input type="radio"/> 7	<input type="radio"/> 8	<input type="radio"/> 9	<input type="radio"/> 10	<input type="radio"/> 11	<input type="radio"/> 12	<input type="radio"/> 1						
	<input type="radio"/> 13	<input type="radio"/> 14	<input type="radio"/> 15	<input type="radio"/> 16	<input type="radio"/> 17	<input type="radio"/> 18	<input type="radio"/> 19	<input type="radio"/> 20	<input type="radio"/> 21	<input type="radio"/> 22	<input type="radio"/> 23	<input type="radio"/> 24	<input type="radio"/> 2						
	<input type="radio"/> 25	<input type="radio"/> 26	<input type="radio"/> 27	<input type="radio"/> 28	<input type="radio"/> 29	<input type="radio"/> 30	<input type="radio"/> 31						<input type="radio"/> AM						
USDA-Forest Service Load Permit													<input type="radio"/> PM						
LOG BRAND				RANGER DISTRICT ADDRESS AND TELEPHONE NUMBER									MINUTES						
													<input type="radio"/> 0	<input type="radio"/> 15	<input type="radio"/> 30	<input type="radio"/> 45			
				SALE NAME									HOURS						
													<input type="radio"/> 6	<input type="radio"/> 5	<input type="radio"/> 4	<input type="radio"/> 3	<input type="radio"/> 2		
DESTINATION													<input type="radio"/> 1	<input type="radio"/> 7	<input type="radio"/> 8	<input type="radio"/> 9	<input type="radio"/> 10	<input type="radio"/> 11	<input type="radio"/> 12
TO 042001																			

STAPLE

STAPLE



R-4
STAPLE

PURCHASER RECEIPT

FOREST	DISTRICT
SALE NAME	BRAND
RETURN DATE	BOOK NUMBER
REMARKS	
FOREST SERVICE SIGNATURE	

Receipt for returned Product Removal Permit Book

FOREST SERVICE RECEIPT

PURCHASER	DISTRICT
SALE NAME	BOOK NUMBER
RETURN DATE	BRAND
REMARKS	
PURCHASER SIGNATURE	

Receipt for issued Product Removal Permit Book

USDA Forest Service-Woods Permit

DATE	TIME
------	------



S-05-00878801

SALE NAME	DESTINATION
-----------	-------------

I _____ AGREE TO PRESENT THIS
DRIVER'S SIGNATURE
 ENTIRE LOAD OF LOGS TO THE DESIGNATED SCALE LOCATION

USDA Forest Service-Trucker Permit

DATE



S-05-00878801

MO.	<input type="radio"/> Jan <input type="radio"/> Feb <input type="radio"/> Mar <input type="radio"/> Apr <input type="radio"/> May <input type="radio"/> Jun <input type="radio"/> Jul <input type="radio"/> Aug <input type="radio"/> Sep <input type="radio"/> Oct <input type="radio"/> Nov <input type="radio"/> Dec	TIME
-----	---	------

USDA-Forest Service Scaler Permit		<input type="radio"/> AM <input type="radio"/> PM						
11 10 9 8 7 6 5 4 3 2 1 12 13 14 15 16 17 18 19 20 21 22 23 24 25 26 27 28 29 30 31	<table border="1" style="width: 100%; border-collapse: collapse;"> <tr> <td style="width: 30%; padding: 5px;">SAMPLE GROUP</td> <td style="padding: 5px;">RANGER DISTRICT ADDRESS AND TELEPHONE NUMBER</td> </tr> <tr> <td style="padding: 5px;">LOG BRAND</td> <td></td> </tr> <tr> <td style="padding: 5px;">SCALING LOCATION</td> <td style="padding: 5px;">SALE NAME</td> </tr> </table>	SAMPLE GROUP	RANGER DISTRICT ADDRESS AND TELEPHONE NUMBER	LOG BRAND		SCALING LOCATION	SALE NAME	MINUTES <input type="radio"/> 15 <input type="radio"/> 45 <input type="radio"/> 0 <input type="radio"/> 30 HOURS <input type="radio"/> 6 <input type="radio"/> 12 <input type="radio"/> 3 <input type="radio"/> 9 <input type="radio"/> 4 <input type="radio"/> 10 <input type="radio"/> 1 <input type="radio"/> 7 <input type="radio"/> 2 <input type="radio"/> 8
SAMPLE GROUP	RANGER DISTRICT ADDRESS AND TELEPHONE NUMBER							
LOG BRAND								
SCALING LOCATION	SALE NAME							
S-05-00878801								

USDA Forest Service-Load Permit

<small>STAPLE</small>	<small>STAPLE</small>
-----------------------	-----------------------

DATE



S-05-00878801

LOG BRAND	RANGER DISTRICT ADDRESS AND TELEPHONE NUMBER
-----------	--

STAPLE	SALE NAME
--------	-----------

STAPLE	STAPLE
--------	--------

USDA Forest Service-Purchaser Permit

DATE



S-05-00878801

USDA-Forest Service Pacific Southwest Region

Product Removal

Permit Book

- Scaled Sale -

Book Number

Sale Name

Log Brand

Sample Group

Return Address

INSTRUCTIONS

I. FOREST SERVICE REPRESENTATIVE

A. Prior to issuing the permit book:

1. Fill out permit book cover and stamp the Ranger District address, telephone number and sale name in the appropriate place on each Scaler and Load Permit.
2. Fill out the FOREST SERVICE RECEIPT and PURCHASER RECEIPT on back cover of the permit book. Obtain the Purchaser's signature on the FOREST SERVICE RECEIPT as receiving the permit book. Detach both receipts and retain on file until the permit book is returned.

B. When the book is returned:

1. Fill in the return date on FOREST SERVICE RECEIPT and the PURCHASER RECEIPT.
2. Forest Service Representative shall sign PURCHASER RECEIPT as receiving the used permit book and issue the receipt to the Purchaser.

II. PURCHASER

A. At time of issue:

1. Issue all permits in sequence by permit number.
2. A Designated individual named in writing shall completely fill out all permits in ink and remove the area within the circle for date and time (use a hole punch) on the Scaler Permit. The destination may be abbreviated when approved by the Forest Service.
3. Before leaving the loading area, the truck driver shall sign his or her legal signature in ink at the appropriate place on the Woods Permit.
4. Before leaving the loading area, detach the Load and Scaler Permit from the permit book and staple them to the bunk or wing log at the front of the load on the driver's side using construction type staples with 3/8 - 1/2 inch legs. Staples shall be placed where you find the word STAPLE on permits.

B. TRUCKER and PURCHASER PERMIT are for Purchaser use.

C. Definitions:

1. Destination is the location where the truck will be unloaded.
2. Scaling Location is the Forest Service approved location where the load is required to be scaled.

D. Truck-trailer "mule train" loads shall require a Load and Scaler Permit to be attached to the front of load, drivers side.

E. Product Removal Permit Books shall be returned to the issuing Ranger District when all Load Permits and Scaler Permits have been used, at sale completion, during seasonal shutdown and upon request by the Forest Service Representative

USDA – Forest Service Pacific Southwest Region

INSTRUCTIONS

I. FOREST SERVICE REPRESENTATIVE

- A. Prior to issuing the permit book:
1. Fill out permit book cover and stamp the Ranger District address, telephone number and sale name in the appropriate place on the Load Permit.
 2. Fill out the FOREST SERVICE RECEIPT and PURCHASER RECEIPT on back cover of permit book. Obtain the Purchaser's signature on the FOREST SERVICE RECEIPT as receiving the permit book. Detach both receipts and retain on file until the permit book is returned.
- B. When the book is returned:
1. Fill in the return date on FOREST SERVICE RECEIPT and the PURCHASER RECEIPT.
 2. Forest Service Representative shall sign PURCHASER RECEIPT as receiving the used permit book and issue the receipt to the Purchaser.

II. PURCHASER

- A. At time of issue:
1. Issue all permits in sequence by permit number.
 2. A Designated Individual named in writing shall completely fill out all permits in ink and remove the area within the circle for date and time (use a hole punch) on the Load Permit.
 3. Before leaving the loading area, the truck driver shall sign a legal signature in ink at the appropriate place on the Woods Permit.
 4. Before leaving the loading area, detach the Load and Purchaser permit from the permit book and staple to the bunk or wing log at the front of the load on the driver's side using construction type staples with 3/8 - 1/2 inch legs. Staples shall be placed where you find the word STAPLE on permits.
- B. TRUCKER PERMIT is for Purchaser's use.
- C. Definitions:
1. Destination is the location where the truck will be unloaded.
- D. Truck-trailer "mule train" loads shall require a Load and Purchaser Permit to be attached to the front of load, drivers side.
- E. Product Removal Permit Books shall be returned to the issuing Ranger District when all Load Permits and Purchaser Permits have been used, at sale completion, during seasonal shutdown, and upon request by the Forest Service Representative.


Product Removal Permit Book – Tree Measurement Sale –

Book Number

Sale Name

Log Brand

Return Address



USDA-Forest Service-Woods Permit

DATE	TIME	TM-05-0430701
SALE NAME		DESTINATION

Driver Signature _____

USDA-Forest Service-Trucker Permit

DATE	TM-05-0430701
------	---------------

USDA-Forest Service-Purchaser Permit

DATE	

TM-05-0430701

STAPLE		STAPLE	
MO	<input type="radio"/> Jan <input type="radio"/> Feb <input type="radio"/> Mar <input type="radio"/> Apr <input type="radio"/> May <input type="radio"/> Jun <input type="radio"/> Jul <input type="radio"/> Aug <input type="radio"/> Sep <input type="radio"/> Oct <input type="radio"/> Nov <input type="radio"/> Dec	TIME <input type="radio"/> AM <input type="radio"/> PM	
DAYS		USDA-Forest Service Load Permit	
<input type="radio"/> 1 <input type="radio"/> 2 <input type="radio"/> 3 <input type="radio"/> 4 <input type="radio"/> 5 <input type="radio"/> 6 <input type="radio"/> 7 <input type="radio"/> 8 <input type="radio"/> 9 <input type="radio"/> 10 <input type="radio"/> 11 <input type="radio"/> 12 <input type="radio"/> 13 <input type="radio"/> 14 <input type="radio"/> 15 <input type="radio"/> 16 <input type="radio"/> 17 <input type="radio"/> 18 <input type="radio"/> 19 <input type="radio"/> 20 <input type="radio"/> 21 <input type="radio"/> 22 <input type="radio"/> 23 <input type="radio"/> 24 <input type="radio"/> 25 <input type="radio"/> 26 <input type="radio"/> 27 <input type="radio"/> 28 <input type="radio"/> 29 <input type="radio"/> 30 <input type="radio"/> 31	LOG BRAND	RANGER DISTRICT ADDRESS AND TELEPHONE NUMBER	MINUTES <input type="radio"/> 0 <input type="radio"/> 15 <input type="radio"/> 30 <input type="radio"/> 45
		SALE NAME	HOURS <input type="radio"/> 6 <input type="radio"/> 7 <input type="radio"/> 8 <input type="radio"/> 9 <input type="radio"/> 10 <input type="radio"/> 11 <input type="radio"/> 12
	DESTINATION		<input type="radio"/> 1 <input type="radio"/> 2 <input type="radio"/> 3 <input type="radio"/> 4 <input type="radio"/> 5 <input type="radio"/> 6 <input type="radio"/> 7
STAPLE		STAPLE	

TM-05-0430701

pink
SAMPLE B
USDA-Forest Service
Pacific Northwest Region

Current


**Product Removal
Permit Book**

- Scaled Sale -


261301

Book Number

Sale Name



Log Brand



Sample Group

Return Address

INSTRUCTIONS

I. FOREST SERVICE REPRESENTATIVE

A. Prior to issuing the permit book:

1. Fill out permit book cover and stamp the Ranger District address, telephone number and sale name in the appropriate place on each Scaler and Load Permit.
2. When sample scaling, stamp appropriate sample group on the permit book cover and on each Scaler Permit.
3. Fill out the FOREST SERVICE RECEIPT and PURCHASER RECEIPT on back cover of the permit book. Obtain the Purchaser's signature on the FOREST SERVICE RECEIPT as receiving the permit book. Detach both receipts and retain on file until the permit book is returned.

B. When the book is returned:

1. Fill in the return date on FOREST SERVICE RECEIPT and the PURCHASER RECEIPT.
2. Forest Service Representative shall sign PURCHASER RECEIPT as receiving the used permit book and issue the receipt to the Purchaser.

II. PURCHASER

A. At time of issue:

1. Issue all permits in sequence by permit number.
2. A Designated individual named in writing shall completely fill out all permits in ink and remove the area within the circle for date and time on the Scaler Permit.
3. Before leaving the loading area, the truck driver shall sign a legal signature in ink at the appropriate place on the Woods Permit.
4. Before leaving the loading area, detach the Load and Scaler Permit from the permit book and staple them to the bunk or wing log at the front of the load on the driver's side using construction type staples with $\frac{3}{8}$ - $\frac{1}{2}$ inch legs. Staples shall be placed where you find the word STAPLE on permits.

B. TRUCKER and PURCHASER PERMIT are for Purchaser use.

C. Definitions:

1. Destination is the location where the truck will be unloaded.
2. Scaling Location is the Forest Service approved location where the load is required to be scaled.

D. Truck-trailer "mule train" loads shall require a Load and Scaler Permit to be attached to each unit.

E. Product Removal Permit Books shall be returned to the issuing Ranger District when all Load Permits and Scaler Permits have been used, at sale completion, during seasonal shutdown and upon request by the Forest Service Representative.

USDA-Forest Service-Woods Perm

DATE

S0 261301

USDA-Forest Service-Woods Perm

DATE	S0 261301
TIME	DESTINATION

I _____ DRIVER'S SIGNATURE AGREE TO PRESENT THE ENTIRE LOAD OF LOGS TO THE DESIGNATED SCALE LOCATI

USDA-Forest Service-Trucker Perm

DATE	S0 261301
------	------------------

MO.	(Jan) (Feb) (Mar) (Apr) (May) (Jun) (Jul) (Aug) (Sep) (Oct) (Nov) (Dec)	TIM
(11) (10) (9) (8) (7) (6) (5) (4) (3) (2) (1)	USDA-Forest Service Scaler Permit	(AM) ()
(21) (20) (19) (18) (17) (16) (15) (14) (13) (12)	SAMPLE GROUP	RANGER DISTRICT ADDRESS AND TELEPHONE NUMBER
(31) (30) (29) (28) (27) (26) (25) (24) (23) (22)	LOG BRAND	SALE NAME
(1) (2) (3) (4) (5) (6) (7) (8) (9) (10) (11)	SCALING LOCATION	MINU (15) (0) (HOU (6) (5) (4) (3) (2) (1)
	S0 261301	

USDA-Forest Service-Load Perm

STAPLE	STAPLE
DATE	S0 261301
LOG BRAND	RANGER DISTRICT ADDRESS AND TELEPHONE NUMBER
	SALE NAME
STAPLE	STAPLE

USDA-Forest Service-Purchaser Perm

DATE	S0 261301
------	------------------

PURCHASER RECEIPT

FOREST	DISTRICT
SALE NAME	BRAND
RETURN DATE	BOOK NUMBER
REMARKS	

FOREST SERVICE SIGNATURE

Receipt for returned Product Removal Permit Book

FOREST SERVICE RECEIPT

PURCHASER	DISTRICT
SALE NAME	BOOK NUMBER
RETURN DATE	BRAND
REMARKS	

PURCHASER SIGNATURE

Receipt for issued Product Removal Permit Book

yellow

USDA – Forest Service Pacific Northwest Region

Product Removal Permit Book – Scaled Sale –

655651 — 655700

Book Number

Kettle Face South 301217

Sale Name

Log Brand

Sample Group

Return Address

Three Rivers RD
255 west 11th
Kettle Falls, WA 99141

- appropriate place on each Scaler and Load Permit.
2. When sample scaling, stamp appropriate sample group on the permit book cover and on each Scaler permit
 3. Fill out the FOREST SERVICE RECEIPT and PURCHASER RECEIPT on back cover of permit book. Obtain the Purchaser's signature on the FOREST SERVICE RECEIPT as receiving the permit book. Detach both receipts and retain on file until the permit book is returned.
- B. When the book is returned:
1. Fill in the return date on FOREST SERVICE RECEIPT and the PURCHASER RECEIPT.
 2. Forest Service Representative shall sign PURCHASER RECEIPT as receiving the used permit book and issue the receipt to the Purchaser.

II. PURCHASER

- A. At time of issue:
1. Issue all permits in sequence by permit number.
 2. A Designated Individual named in writing shall completely fill out all permits in ink and remove the area within the circle for date and time on Scaler Permit.
 3. Before leaving the loading area, the truck driver shall sign a legal signature in ink at the appropriate place on the Woods Permit.
 4. Before leaving the loading area, detach the Load and Scaler permit from the permit book and staple them to the bunk or wing log at the front of the load on the driver's side using construction type staples with 3/8 - 1/2 inch legs. Staples shall be placed where you find the word STAPLE on permits.
- B. TRUCKER and PURCHASER PERMIT are for Purchaser Use.
- C. Definitions:
1. Destination is the location where the truck will be unloaded.
 2. Scaling Location is the Forest Service approved location where the load is required to be scaled.
- D. Truck-trailer "mule train" loads shall require a Load and Scaler permit to be attached to each unit.
- E. Product Removal Permit Books shall be returned to the issuing Ranger District when all Load Permits and Scaler Permits have been used, at sale completion, during seasonal shutdown, and upon request by the Forest Service Representative.

USDA-Forest Service-Woods Permit

DATE	TIME	655651
SALE NAME		DESTINATION
Kettle Face South 301217		

I _____ AGREE TO PRESENT THIS
DRIVER'S SIGNATURE

ENTIRE LOAD OF LOGS TO THE DESIGNATED SCALE LOCATION

USDA Forest Service

PURCHASER RECEIPT

FOREST	DISTRICT
SALE NAME Kettle Face South 301217	BRAND
RETURN DATE	BOOK NUMBER
REMARKS	

FOREST SERVICE SIGNATURE

Receipt for returned Product Removal Permit Book

FOREST SERVICE RECEIPT

PURCHASER	DISTRICT
SALE NAME Kettle Face South 301217	BRAND
RETURN DATE	BOOK NUMBER
REMARKS	

PURCHASER SIGNATURE

Green

**USDA – Forest Service
Pacific Northwest Region**

**Product Removal
Permit Book**

-- Scaled Sale --

MULE TRAIN

100351

Book Number

Sale Name

Log Brand

Sample Group

Return Address

I. FOREST SERVICE REPRESENTATIVE

- A. Prior to issuing the permit book:
1. Fill out permit book cover and stamp the Ranger District address, telephone number and sale name in the appropriate place on each Scaler and Load Permit.
 2. When sample scaling, stamp appropriate sample group on the permit book cover and on each Scaler Permit.
 3. Fill out the FOREST SERVICE RECEIPT and PURCHASER RECEIPT on back cover of the permit book. Obtain the Purchaser's signature on the FOREST SERVICE RECEIPT as receiving the permit book. Detach both receipts and retain on file until the permit book is returned.
- B. When the book is returned:
1. Fill in the return date on FOREST SERVICE RECEIPT and the PURCHASER RECEIPT.
 2. Forest Service Representative shall sign PURCHASER RECEIPT as receiving the used permit book and issue the receipt to the Purchaser.

II. PURCHASER

- A. At time of issue:
1. Issue all permits in sequence by permit number.
 2. A designated individual named in writing shall completely fill out all permits in ink and remove the area within the circle for date and time on the Scaler Permit.
 3. Before leaving the loading area, the truck driver shall sign a legal signature in ink at the appropriate place on the Woods Permit.
 4. Before leaving the loading area, detach the Load and Scaler Permit from the permit book and staple them to the bunk or wing log at the front of the load on the driver's side using construction type staples with 3/8 - 1/2 inch legs. Staples shall be placed where you find the word STAPLE on permits.
 5. Part A goes on truck; Part B goes on trailer.
- B. TRUCKER and PURCHASER PERMIT are for Purchaser use.
- C. Definitions:
1. Destination is the location where the truck will be unloaded.
 2. Scaling Location is the Forest Service approved location where the load is required to be scaled.
- D. Truck-trailer "mule train" loads shall require Part A and Part B Scaler Permit to be attached to each unit.
- E. Product Removal Permit Books shall be returned to the issuing Ranger District when all Load Permits and Scaler Permits have been used, at sale completion, during seasonal shutdown, and upon request by the Forest Service Representative.

USDA-Forest Service-Woods Permit

DATE	TIME	100351 A
SALE NAME	DESTINATION	

have been used, at sale completion, during seasonal shut-down, and upon request by the Forest Service Representative.

USDA-Forest Service-Woods Permit

DATE	TIME	100351 A
SALE NAME	DESTINATION	

DRIVER'S SIGNATURE

AGREE TO PRESENT THIS ENTIRE LOAD OF LOGS TO THE DESIGNATED SCALE LOCATION

USDA-Forest Service-Trucker Permit

DATE	100351 A
------	----------

MONTHS: Jan, Feb, Mar, Apr, May, Jun, Jul, Aug, Sep, Oct, Nov, Dec DAYS: 1, 2, 3, 4, 5, 6, 7, 8, 9, 10, 11, 12, 13, 14, 15, 16, 17, 18, 19, 20, 21, 22, 23, 24, 25, 26, 27, 28, 29, 30, 31	<h3>USDA-Forest Service Scaler Permit</h3> <table border="1"> <tr> <td>SAMPLE GROUP</td> <td rowspan="2">RANGER DISTRICT ADDRESS AND TELEPHONE NUMBER</td> <td>MINUTES</td> </tr> <tr> <td>LOG BRAND</td> <td> <input type="radio"/> 0 <input type="radio"/> 15 <input type="radio"/> 30 <input type="radio"/> 45 </td> </tr> <tr> <td>SCALING LOCATION</td> <td>SALE NAME</td> <td>HOURS</td> </tr> <tr> <td colspan="2">100351 A</td> <td> <input type="radio"/> 1 <input type="radio"/> 2 <input type="radio"/> 3 <input type="radio"/> 4 <input type="radio"/> 5 <input type="radio"/> 6 <input type="radio"/> 7 <input type="radio"/> 8 <input type="radio"/> 9 <input type="radio"/> 10 <input type="radio"/> 11 <input type="radio"/> 12 </td> </tr> </table>	SAMPLE GROUP	RANGER DISTRICT ADDRESS AND TELEPHONE NUMBER	MINUTES	LOG BRAND	<input type="radio"/> 0 <input type="radio"/> 15 <input type="radio"/> 30 <input type="radio"/> 45	SCALING LOCATION	SALE NAME	HOURS	100351 A		<input type="radio"/> 1 <input type="radio"/> 2 <input type="radio"/> 3 <input type="radio"/> 4 <input type="radio"/> 5 <input type="radio"/> 6 <input type="radio"/> 7 <input type="radio"/> 8 <input type="radio"/> 9 <input type="radio"/> 10 <input type="radio"/> 11 <input type="radio"/> 12
SAMPLE GROUP	RANGER DISTRICT ADDRESS AND TELEPHONE NUMBER	MINUTES										
LOG BRAND		<input type="radio"/> 0 <input type="radio"/> 15 <input type="radio"/> 30 <input type="radio"/> 45										
SCALING LOCATION	SALE NAME	HOURS										
100351 A		<input type="radio"/> 1 <input type="radio"/> 2 <input type="radio"/> 3 <input type="radio"/> 4 <input type="radio"/> 5 <input type="radio"/> 6 <input type="radio"/> 7 <input type="radio"/> 8 <input type="radio"/> 9 <input type="radio"/> 10 <input type="radio"/> 11 <input type="radio"/> 12										

USDA-Forest Service-Load Permit

DATE	100351 A
LOG BRAND	RANGER DISTRICT ADDRESS AND TELEPHONE NUMBER
	SALE NAME

USDA-Forest Service-Purchaser Permit

DATE	100351 A
------	----------

PURCHASER RECEIPT

FOREST	DISTRICT
SALE NAME	BRAND
RETURN DATE	BOOK NUMBER 100351
REMARKS	
FOREST SERVICE SIGNATURE	

Receipt for returned Product Removal Permit Book

FOREST SERVICE RECEIPT

PURCHASER	DISTRICT
SALE NAME	BRAND
RETURN DATE	BOOK NUMBER 100351
REMARKS	
PURCHASER SIGNATURE	

Receipt for issued Product Removal Permit Book

Blue

**USDA—Forest Service
Pacific Northwest Region**

**Product Removal
Permit Book**


- Tree Measurement Sale

9265751 - 9265800

Book Number

Kettle Face N. 301159

Sale Name



Log Brand

Return Address

INSTRUCTIONS

I. FOREST SERVICE REPRESENTATIVE

A. Prior to issuing the permit book:

1. Fill out permit book cover and stamp the Ranger District Address, Telephone number and sale name in the appropriate place on the Load Permit.
2. Fill out the FOREST SERVICE RECEIPT and PURCHASE RECEIPT on back cover of the permit book. Obtain the Purchaser's signature on the FOREST SERVICE RECEIPT as receiving the permit book. Detach both receipts and retain on file until the permit book is returned.

B. When the book is returned:

1. Fill in the return date on FOREST SERVICE RECEIPT and the PURCHASER RECEIPT.
2. Forest Service Representative shall sign PURCHASER RECEIPT as receiving the used permit book and issue the receipt to the Purchaser.

II. PURCHASER

A. At time of issue:

1. Issue all permits in sequence by permit number.
2. A designated individual named in writing shall completely fill out all permits in ink and remove the area within the circle of date and time on the Load Permit.
3. Before leaving the loading area, the truck driver shall sign a legal signature in ink at the appropriate place on the Woods Permit.
4. Before leaving the loading area, detach the Load and Purchaser Permit from the permit book and staple to the bunk or wing log at the front of the load on the driver's side using construction type staples with $\frac{3}{8}$ - $\frac{1}{2}$ inch legs. Staples shall be placed where you find the word STAPLE on permits.

B. TRUCKER PERMIT is for Purchaser's use.

C. Definitions:

1. Destination is the location where the truck will be unloaded.

D. Truck-trailer "mule train" loads shall require a Load and Purchaser Permit to be attached to each unit.

E. Product Removal Permit Books shall be returned to the issuing Ranger District when all Load Permits and Purchaser Permits have been used, at sale completion, during seasonal shutdown, and upon request by the Forest Service Representatives.

USDA-Forest Service-Woods Permit

DATE

T-06-9265751

TIME

USDA-Forest Service-Woods Permit

DATE **T-06-9265751**

TIME DESTINATION

DRIVER'S SIGNATURE

USDA-Forest Service-Trucker Permit

DATE **T-06-9265751**

USDA-Forest Service-Purchaser Permit

DATE **T-06-9265751**

Three Rivers RD
255 West 11th
Kettle Falls, WA 99141

Kettle Falls, WA 99141

T-06- 9265751

STAPLE

STAPLE

11 DAY 10 21 31 9 20 30 8 19 29 7 18 28 6 17 27 5 16 26 4 15 25 3 14 24 2 13 23 1 12 22	USDA-Forest Service Load Permit		TIME AM PM
	LOG BRAND	RANGER DISTRICT ADDRESS AND TELEPHONE NUMBER 255 West 11th Kettle Falls, WA 99141	MINUTE 15 45
		SALE NAME Kettle Falls, WA 99141	HOUR 6 12
	DESTINATION		1 7
	MO	Jan Feb Mar Apr May Jun Jul Aug Sep Oct Nov Dec	1 7

STAPLE

T-06- 9265751

STAPLE

PURCHASER RECEIPT

FOREST	DISTRICT
SALE NAME Kettle Face N. 301159	BRAND Three Rivers RD 255 West 11th
RETURN DATE	BOOK NUMBER Kettle Falls, WA 99141
REMARKS	
FOREST SERVICE SIGNATURE	

Receipt for returned Product Removal Permit Book

FOREST SERVICE RECEIPT

PURCHASER	DISTRICT
SALE NAME Kettle Face N. 301159	BOOK NUMBER
RETURN DATE	BRAND Three Rivers RD 255 West 11th Kettle Falls, WA 99141
REMARKS	
PURCHASER SIGNATURE	

Receipt for issued Product Removal Permit Book



**FOREST SERVICE, REGION 8
LOAD REMOVAL RECEIPT**
(FSH 2409.15)

Haul Ticket No. **124436**

DATE HAULED _____ TIME _____

SALE DESIGNATION _____

PURCHASER _____

HAULER _____ LIC. NO. _____

MILL or YARD DESTINATION _____

PRODUCT:

SAWTIMBER _____ SMALL ROUNDWOOD _____

PINE _____ HARDWOOD _____

TYPE of LOAD:

TREE LENGTH _____

CUT TO LOG LENGTH _____

SHORT ROUNDWOOD _____

NO. PIECES ON LANDING _____

TICKET ISSUED BY: _____

**USDA-Forest Service
Alaska Region**

**Product Removal
Permit Book
-Scaled Sale-**

Book Number

Sale Name

Log Brand

Sample Group

Return Address

INSTRUCTIONS

I. FOREST SERVICE REPRESENTATIVE

A. Prior to issuing the permit book:

1. Fill out permit book cover and stamp the Ranger District address, telephone number and sale name in the appropriate place on each Scaler and Load Permit.
2. When sample scaling, stamp appropriate sample group on the permit book cover and on each Scaler Permit.
3. Fill out the FOREST SERVICE RECEIPT and PURCHASER RECEIPT on back cover of the permit book. Obtain the Purchaser's signature on the FOREST SERVICE RECEIPT as receiving the permit book. Detach both receipts and retain on file until the permit book is returned.

B. When the book is returned:

1. Fill in the return date on FOREST SERVICE RECEIPT and the PURCHASER RECEIPT.
2. Forest Service Representative shall sign PURCHASER RECEIPT as receiving the used permit book and issue the receipt to the Purchaser.

II. PURCHASER

A. At time of issue:

1. Issue all permits in sequence by permit number.
2. A Designated individual named in writing shall completely fill out all permits in ink and remove the area within the circle for date and time on the Scaler Permit.
3. Before leaving the loading area, the truck driver shall sign a legal signature in ink at the appropriate place on the Woods Permit.
4. Before leaving the loading area, detach the Load and Scaler Permit from the permit book and staple them to the bunk or wing log at the front of the load on the driver's side using construction type staples with $\frac{3}{8}$ - $\frac{1}{2}$ inch legs. Staples shall be placed where you find the word STAPLE on permits.

B. TRUCKER and PURCHASER PERMIT are for Purchaser use.

C. Definitions:

1. Destination is the location where the truck will be unloaded.
2. Scaling Location is the Forest Service approved location where the load is required to be scaled.

D. Truck-trailer "mule train" loads shall require a Load and Scaler Permit to be attached to each unit.

E. Product Removal Permit Books shall be returned to the issuing Ranger District when all Load Permits and Scaler Permits have been used, at sale completion, during seasonal shutdown and upon request by the Forest Service Representative.

USDA-Forest Service-Woods Permit

DATE

TIME

S-10- 0332600

USDA-Forest Service-Woods Permit

DATE	TIME	S-10- 0332601
SALE NAME	DESTINATION	

DRIVER'S SIGNATURE

AGREE TO PRESENT THIS
ENTIRE LOAD OF LOGS TO THE DESIGNATED SCALE LOCATION

USDA-Forest Service-Trucker Permit

DATE	S-10- 0332601
------	----------------------

MO	(Jan) (Feb) (Mar) (Apr) (May) (Jun) (Jul) (Aug) (Sep) (Oct) (Nov) (Dec)	TIME	(AM) (PM)
(11) (10) (9) (8) (7) (6) (5) (4) (3) (2) (1)	USDA-Forest Service Scaler Permit		(AM) (PM)
(21) (20) (19) (18) (17) (16) (15) (14) (13) (12)	SAMPLE GROUP	RANGER DISTRICT ADDRESS AND TELEPHONE NUMBER	MINUTES
(31) (30) (29) (28) (27) (26) (25) (24) (23) (22)	LOG BRAND	SALE NAME	(15) (45) (0) (30)
(1) (2) (3) (4) (5) (6) (7) (8) (9) (10) (11)	SCALING LOCATION		HOURS
	S-10- 0332601		(6) (12) (5) (11) (4) (10) (3) (9) (2) (8) (7)

USDA-Forest Service-Load Permit

STAPLE	STAPLE
DATE	S-10-0332601
LOG BRAND	RANGER DISTRICT ADDRESS AND TELEPHONE NUMBER
	SALE NAME
STAPLE	STAPLE

USDA-Forest Service-Purchaser Permit

DATE	S-10- 0332601
------	----------------------

PURCHASER RECEIPT

FOREST	DISTRICT
SALE NAME	BRAND
RETURN DATE	BOOK NUMBER

REMARKS

FOREST SERVICE SIGNATURE

Receipt for returned Product Removal Permit Book

FOREST SERVICE RECEIPT

PURCHASER	DISTRICT
SALE NAME	BOOK NUMBER
RETURN DATE	BRAND

REMARKS

PURCHASER SIGNATURE

Receipt for issued Product Removal Permit Book

USDA—Forest Service
Alaska Region

Product Removal
Permit Book
-Tree Measurement Sale-

Book Number

Sale Name

Log Brand

Return Address

INSTRUCTIONS

I. FOREST SERVICE REPRESENTATIVE

A. Prior to issuing the permit book:

1. Fill out permit book cover and stamp the Ranger District address, telephone number and sale name in the appropriate place on each Forest Service Permit and Load Permit.
2. Fill out the FOREST SERVICE RECEIPT and PURCHASER RECEIPT on back cover of the permit book. Obtain the Purchaser's signature on the FOREST SERVICE RECEIPT as receiving the permit book. Detach both receipts and retain on file until the permit book is returned.

B. When the book is returned:

1. Fill in the return date on FOREST SERVICE RECEIPT and the PURCHASER RECEIPT.
2. Forest Service Representative shall sign PURCHASER RECEIPT as receiving the used permit book and issue the receipt to the Purchaser.

II. PURCHASER

A. At time of issue:

1. Issue all permits in sequence by permit number.
2. A Designated individual named in writing shall completely fill out all permits in ink and remove the area within the circle for date and time on the Forest Service Permit.
3. Before leaving the loading area, the truck driver shall sign a legal signature in ink at the appropriate place on the Woods Permit.
4. Before leaving the loading area, detach the Load and Forest Service Permit from the permit book and staple to the bunk or wing log at the front of the load on the driver's side using construction type staples with $\frac{3}{8}$ - $\frac{1}{2}$ inch legs. Staples shall be placed where you find the word STAPLE on permits.

B. TRUCKER and PURCHASER PERMIT are for Purchaser use.

C. Definitions:

1. Destination is the location where the truck will be unloaded.

D. Truck-trailer "mule train" loads shall require a Load Permit and Forest Service Permit to be attached to each unit.

E. Product Removal Permit Books shall be returned to the issuing Ranger District when all Load Permits and Forest Service Permits have been used, at sale completion, during seasonal shutdown and upon request by the Forest Service Representative.

PURCHASER RECEIPT

FOREST	DISTRICT
SALE NAME	BRAND
RETURN DATE	BOOK NUMBER
REMARKS	
FOREST SERVICE SIGNATURE	

Receipt for returned Product Removal Permit Book

FOREST SERVICE RECEIPT

PURCHASER	DISTRICT
SALE NAME	BOOK NUMBER
RETURN DATE	BRAND
REMARKS	
PURCHASER SIGNATURE	

Receipt for issued Product Removal Permit Book