



# Milk Production

ISSN: 1949-1557

---

Released February 21, 2018, by the National Agricultural Statistics Service (NASS), Agricultural Statistics Board, United States Department of Agriculture (USDA).

## January Milk Production up 1.8 Percent

**Milk production** in the 23 major States during January totaled 17.3 billion pounds, up 1.8 percent from January 2017. December revised production, at 17.0 billion pounds, was up 1.1 percent from December 2016. The December revision represented an increase of 4 million pounds or less than 0.1 percent from last month's preliminary production estimate.

**Production per cow** in the 23 major States averaged 1,979 pounds for January, 24 pounds above January 2017. This is the highest production per cow for the month of January since the 23 State series began in 2003.

**The number of milk cows** on farms in the 23 major States was 8.74 million head, 49,000 head more than January 2017, and 4,000 head more than December 2017.

## 2017 Annual Milk Production up 1.4 Percent from 2016

**The annual production of milk** for the United States during 2017 was 215 billion pounds, 1.4 percent above 2016. Revisions to 2016 production decreased the annual total 31 million pounds. Revised 2017 production was up 35 million pounds from last month's publication. Annual total milk production has increased 13.4 percent from 2008.

**Production per cow** in the United States averaged 22,941 pounds for 2017, 163 pounds above 2016. The average annual rate of milk production per cow has increased 12.5 percent from 2008.

**The average number of milk cows on farms** in the United States during 2017 was 9.39 million head, up 0.7 percent from 2016. The average number of milk cows was unrevised for 2017. The average annual number of milk cows has increased 0.8 percent from 2008.

**This page intentionally left blank**

## Contents

|  |    |
|--|----|
| Milk Cows and Production by Quarter – United States: 2017-2018.....                                | 4  |
| Milk Cows and Production by Month – 23 Selected States: 2017-2018 .....                            | 4  |
| Estimated Milk Cows and Production by Month – United States: 2017-2018 .....                       | 4  |
| Milk Cows and Production – 23 Selected States: January 2017 and 2018 .....                         | 5  |
| Monthly Milk Production – 23 Selected States.....  | 5  |
| Milk Cows and Production – 23 Selected States: December 2016 and 2017 .....                        | 6  |
| Monthly Milk Cows – 23 Selected States .....   | 6  |
| Milk Cows and Production – United States: 2008-2017 .....  | 7  |
| Milk Production – United States: 2008-2017 .....   | 7  |
| Milk Cows and Production – States and United States: 2016 and 2017 .....                           | 8  |
| Milk Cows – United States: 2008-2017 .....   | 9  |
| Rate per Cow – United States: 2008-2017 .....  | 9  |
| Milk Cows by Month – 23 Selected States, 23 State Total, and United States: 2016.....              | 10 |
| Milk Cows by Month – 23 Selected States, 23 State Total, and United States: 2017.....              | 11 |
| Milk Produced per Cow by Month – 23 Selected States, 23 State Total, and United States: 2016.....  | 12 |
| Milk Produced per Cow by Month – 23 Selected States, 23 State Total, and United States: 2017 ..... | 13 |
| Milk Production by Month – 23 Selected States, 23 State Total, and United States: 2016 .....       | 14 |
| Milk Production by Month – 23 Selected States, 23 State Total, and United States: 2017 .....       | 15 |
| Milk Cows and Production by Quarter – States and United States: 2016.....                          | 16 |
| Milk Cows and Production by Quarter – States and United States: 2017.....                          | 17 |
| Licensed Dairy Herds – States and United States: 2016 and 2017 .....                               | 18 |
| Statistical Methodology .....  | 19 |
| Reliability of Monthly Milk Production Estimates .....   | 19 |
| Information Contacts .....   | 20 |

## Milk Cows and Production by Quarter – United States: 2017-2018

[May not add due to rounding. Blank data cells indicate estimation period has not yet begun]

| Quarter                | Milk cows <sup>1</sup> |              | Milk per cow <sup>2</sup> |          | Milk production <sup>2</sup> |                  |                  |
|------------------------|------------------------|--------------|---------------------------|----------|------------------------------|------------------|------------------|
|                        | 2017                   | 2018         | 2017                      | 2018     | 2017                         | 2018             | Change from 2017 |
|                        | (1,000 head)           | (1,000 head) | (pounds)                  | (pounds) | (million pounds)             | (million pounds) | (percent)        |
| January-March .....    | 9,369                  |              | 5,717                     |          | 53,562                       |                  |                  |
| April-June .....       | 9,399                  |              | 5,888                     |          | 55,344                       |                  |                  |
| July-September .....   | 9,402                  |              | 5,687                     |          | 53,473                       |                  |                  |
| October-December ..... | 9,398                  |              | 5,649                     |          | 53,087                       |                  |                  |
| Annual .....           | 9,392                  |              | 22,941                    |          | 215,466                      |                  |                  |

<sup>1</sup> Includes dry cows. Excludes heifers not yet fresh.

<sup>2</sup> Excludes milk sucked by calves.

## Milk Cows and Production by Month – 23 Selected States: 2017-2018

[May not add due to rounding. Blank data cells indicate estimation period has not yet begun]

| Month           | Milk cows <sup>1</sup> |              | Milk per cow <sup>2</sup> |          | Milk production <sup>2</sup> |                  |                  |
|-----------------|------------------------|--------------|---------------------------|----------|------------------------------|------------------|------------------|
|                 | 2017                   | 2018         | 2017                      | 2018     | 2017                         | 2018             | Change from 2017 |
|                 | (1,000 head)           | (1,000 head) | (pounds)                  | (pounds) | (million pounds)             | (million pounds) | (percent)        |
| January .....   | 8,691                  | 8,740        | 1,955                     | 1,979    | 16,993                       | 17,293           | 1.8              |
| February .....  | 8,696                  |              | 1,799                     |          | 15,645                       |                  |                  |
| March .....     | 8,714                  |              | 2,016                     |          | 17,564                       |                  |                  |
| April .....     | 8,722                  |              | 1,972                     |          | 17,200                       |                  |                  |
| May .....       | 8,730                  |              | 2,037                     |          | 17,783                       |                  |                  |
| June .....      | 8,733                  |              | 1,941                     |          | 16,947                       |                  |                  |
| July .....      | 8,734                  |              | 1,972                     |          | 17,224                       |                  |                  |
| August .....    | 8,741                  |              | 1,946                     |          | 17,014                       |                  |                  |
| September ..... | 8,737                  |              | 1,850                     |          | 16,162                       |                  |                  |
| October .....   | 8,731                  |              | 1,914                     |          | 16,710                       |                  |                  |
| November .....  | 8,734                  |              | 1,859                     |          | 16,235                       |                  |                  |
| December .....  | 8,736                  |              | 1,943                     |          | 16,978                       |                  |                  |
| Annual .....    | 8,725                  |              | 23,204                    |          | 202,455                      |                  |                  |

<sup>1</sup> Includes dry cows. Excludes heifers not yet fresh.

<sup>2</sup> Excludes milk sucked by calves.

## Estimated Milk Cows and Production by Month – United States: 2017-2018

[May not add due to rounding. Blank data cells indicate estimation period has not yet begun]

| Month           | Milk cows <sup>1</sup> |              | Milk per cow <sup>2</sup> |          | Milk production <sup>2</sup> |                  |                  |
|-----------------|------------------------|--------------|---------------------------|----------|------------------------------|------------------|------------------|
|                 | 2017                   | 2018         | 2017                      | 2018     | 2017                         | 2018             | Change from 2017 |
|                 | (1,000 head)           | (1,000 head) | (pounds)                  | (pounds) | (million pounds)             | (million pounds) | (percent)        |
| January .....   | 9,359                  | 9,405        | 1,937                     | 1,962    | 18,128                       | 18,450           | 1.8              |
| February .....  | 9,365                  |              | 1,783                     |          | 16,694                       |                  |                  |
| March .....     | 9,383                  |              | 1,997                     |          | 18,740                       |                  |                  |
| April .....     | 9,392                  |              | 1,952                     |          | 18,332                       |                  |                  |
| May .....       | 9,401                  |              | 2,016                     |          | 18,952                       |                  |                  |
| June .....      | 9,404                  |              | 1,920                     |          | 18,060                       |                  |                  |
| July .....      | 9,404                  |              | 1,943                     |          | 18,268                       |                  |                  |
| August .....    | 9,404                  |              | 1,919                     |          | 18,049                       |                  |                  |
| September ..... | 9,399                  |              | 1,825                     |          | 17,156                       |                  |                  |
| October .....   | 9,395                  |              | 1,891                     |          | 17,769                       |                  |                  |
| November .....  | 9,398                  |              | 1,837                     |          | 17,260                       |                  |                  |
| December .....  | 9,400                  |              | 1,921                     |          | 18,058                       |                  |                  |
| Annual .....    | 9,392                  |              | 22,941                    |          | 215,466                      |                  |                  |

<sup>1</sup> Includes dry cows. Excludes heifers not yet fresh.

<sup>2</sup> Excludes milk sucked by calves.

## Milk Cows and Production – 23 Selected States: January 2017 and 2018

[May not add due to rounding]

|                      | Milk cows <sup>1</sup> |              | Milk per cow <sup>2</sup> |          | Milk production <sup>2</sup> |                  |                  |
|----------------------|------------------------|--------------|---------------------------|----------|------------------------------|------------------|------------------|
|                      | 2017                   | 2018         | 2017                      | 2018     | 2017                         | 2018             | Change from 2017 |
|                      | (1,000 head)           | (1,000 head) | (pounds)                  | (pounds) | (million pounds)             | (million pounds) | (percent)        |
| Arizona .....        | 198                    | 204          | 2,145                     | 2,140    | 425                          | 437              | 2.8              |
| California .....     | 1,755                  | 1,739        | 1,945                     | 2,005    | 3,413                        | 3,487            | 2.2              |
| Colorado .....       | 155                    | 167          | 2,175                     | 2,230    | 337                          | 372              | 10.4             |
| Florida .....        | 122                    | 124          | 1,850                     | 1,800    | 226                          | 223              | -1.3             |
| Idaho .....          | 600                    | 602          | 1,995                     | 2,030    | 1,197                        | 1,222            | 2.1              |
| Illinois .....       | 93                     | 93           | 1,765                     | 1,800    | 164                          | 167              | 1.8              |
| Indiana .....        | 186                    | 187          | 1,930                     | 1,945    | 359                          | 364              | 1.4              |
| Iowa .....           | 215                    | 220          | 2,000                     | 2,025    | 430                          | 446              | 3.7              |
| Kansas .....         | 151                    | 153          | 1,935                     | 1,975    | 292                          | 302              | 3.4              |
| Michigan .....       | 425                    | 428          | 2,190                     | 2,200    | 931                          | 942              | 1.2              |
| Minnesota .....      | 460                    | 455          | 1,805                     | 1,840    | 830                          | 837              | 0.8              |
| New Mexico .....     | 325                    | 334          | 2,090                     | 2,135    | 679                          | 713              | 5.0              |
| New York .....       | 621                    | 625          | 2,030                     | 1,950    | 1,261                        | 1,219            | -3.3             |
| Ohio .....           | 262                    | 264          | 1,790                     | 1,800    | 469                          | 475              | 1.3              |
| Oregon .....         | 124                    | 124          | 1,685                     | 1,700    | 209                          | 211              | 1.0              |
| Pennsylvania .....   | 525                    | 525          | 1,765                     | 1,790    | 927                          | 940              | 1.4              |
| South Dakota .....   | 117                    | 119          | 1,880                     | 1,885    | 220                          | 224              | 1.8              |
| Texas .....          | 494                    | 515          | 2,015                     | 2,045    | 995                          | 1,053            | 5.8              |
| Utah .....           | 92                     | 97           | 1,905                     | 1,945    | 175                          | 189              | 8.0              |
| Vermont .....        | 129                    | 128          | 1,805                     | 1,780    | 233                          | 228              | -2.1             |
| Virginia .....       | 87                     | 87           | 1,700                     | 1,700    | 148                          | 148              | -                |
| Washington .....     | 275                    | 275          | 1,960                     | 2,000    | 539                          | 550              | 2.0              |
| Wisconsin .....      | 1,280                  | 1,275        | 1,980                     | 1,995    | 2,534                        | 2,544            | 0.4              |
| 23-State Total ..... | 8,691                  | 8,740        | 1,955                     | 1,979    | 16,993                       | 17,293           | 1.8              |

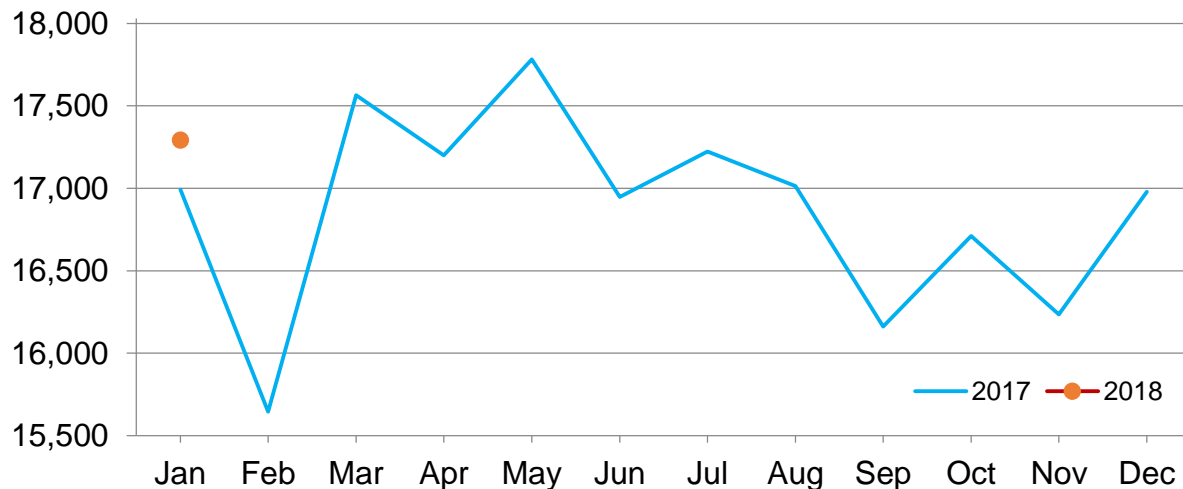
- Represents zero.

<sup>1</sup> Includes dry cows. Excludes heifers not yet fresh.

<sup>2</sup> Excludes milk sucked by calves.

## Monthly Milk Production – 23 Selected States

Million pounds



## Milk Cows and Production – 23 Selected States: December 2016 and 2017

| State                | Milk cows <sup>1</sup> |              | Milk per cow <sup>2</sup> |          | Milk production <sup>2</sup> |                  | Change from 2016 |
|----------------------|------------------------|--------------|---------------------------|----------|------------------------------|------------------|------------------|
|                      | 2016                   | 2017         | 2016                      | 2017     | 2016                         | 2017             |                  |
|                      | (1,000 head)           | (1,000 head) | (pounds)                  | (pounds) | (million pounds)             | (million pounds) | (percent)        |
| Arizona .....        | 196                    | 203          | 2,180                     | 2,110    | 427                          | 428              | 0.2              |
| California .....     | 1,756                  | 1,741        | 1,925                     | 1,935    | 3,380                        | 3,369            | -0.3             |
| Colorado .....       | 155                    | 166          | 2,180                     | 2,225    | 338                          | 369              | 9.2              |
| Florida .....        | 122                    | 124          | 1,720                     | 1,675    | 210                          | 208              | -1.0             |
| Idaho .....          | 600                    | 600          | 2,015                     | 2,010    | 1,209                        | 1,206            | -0.2             |
| Illinois .....       | 93                     | 93           | 1,730                     | 1,770    | 161                          | 165              | 2.5              |
| Indiana .....        | 185                    | 187          | 1,890                     | 1,900    | 350                          | 355              | 1.4              |
| Iowa .....           | 215                    | 220          | 1,980                     | 2,010    | 426                          | 442              | 3.8              |
| Kansas .....         | 150                    | 153          | 1,925                     | 1,965    | 289                          | 301              | 4.2              |
| Michigan .....       | 425                    | 428          | 2,140                     | 2,180    | 910                          | 933              | 2.5              |
| Minnesota .....      | 461                    | 456          | 1,770                     | 1,810    | 816                          | 825              | 1.1              |
| New Mexico .....     | 325                    | 332          | 2,055                     | 2,075    | 668                          | 689              | 3.1              |
| New York .....       | 620                    | 625          | 2,010                     | 1,950    | 1,246                        | 1,219            | -2.2             |
| Ohio .....           | 262                    | 264          | 1,770                     | 1,740    | 464                          | 459              | -1.1             |
| Oregon .....         | 124                    | 124          | 1,670                     | 1,675    | 207                          | 208              | 0.5              |
| Pennsylvania .....   | 525                    | 525          | 1,735                     | 1,735    | 911                          | 911              | -                |
| South Dakota .....   | 116                    | 118          | 1,875                     | 1,865    | 218                          | 220              | 0.9              |
| Texas .....          | 490                    | 515          | 1,945                     | 2,000    | 953                          | 1,030            | 8.1              |
| Utah .....           | 92                     | 97           | 1,920                     | 1,935    | 177                          | 188              | 6.2              |
| Vermont .....        | 129                    | 128          | 1,785                     | 1,775    | 230                          | 227              | -1.3             |
| Virginia .....       | 88                     | 87           | 1,640                     | 1,680    | 144                          | 146              | 1.4              |
| Washington .....     | 275                    | 274          | 1,990                     | 1,975    | 547                          | 541              | -1.1             |
| Wisconsin .....      | 1,279                  | 1,276        | 1,960                     | 1,990    | 2,507                        | 2,539            | 1.3              |
| 23-State Total ..... | 8,683                  | 8,736        | 1,933                     | 1,943    | 16,788                       | 16,978           | 1.1              |

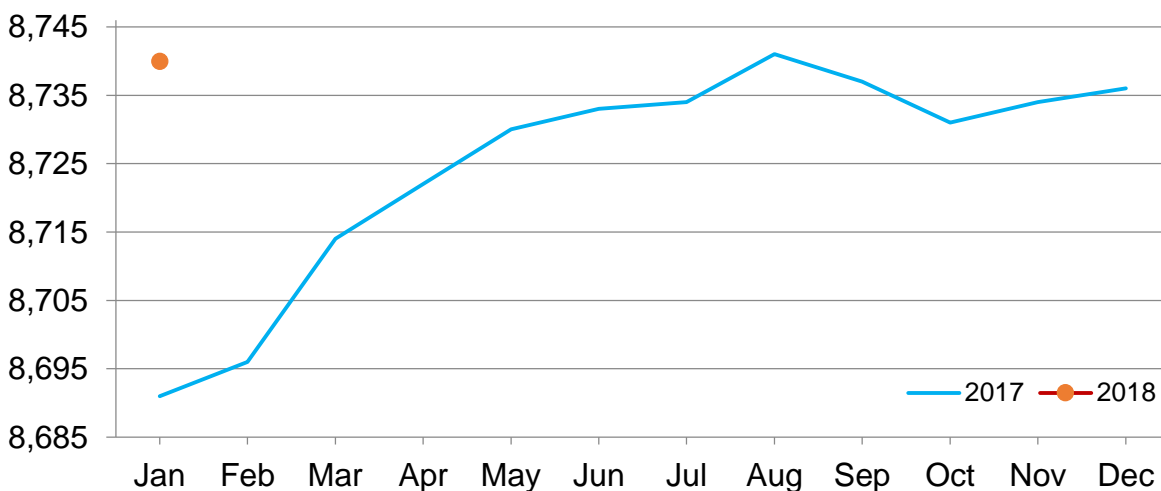
- Represents zero.

<sup>1</sup> Includes dry cows. Excludes heifers not yet fresh.

<sup>2</sup> Excludes milk sucked by calves.

## Monthly Milk Cows – 23 Selected States

Thousand head



## Milk Cows and Production – United States: 2008-2017

[May not add due to rounding]

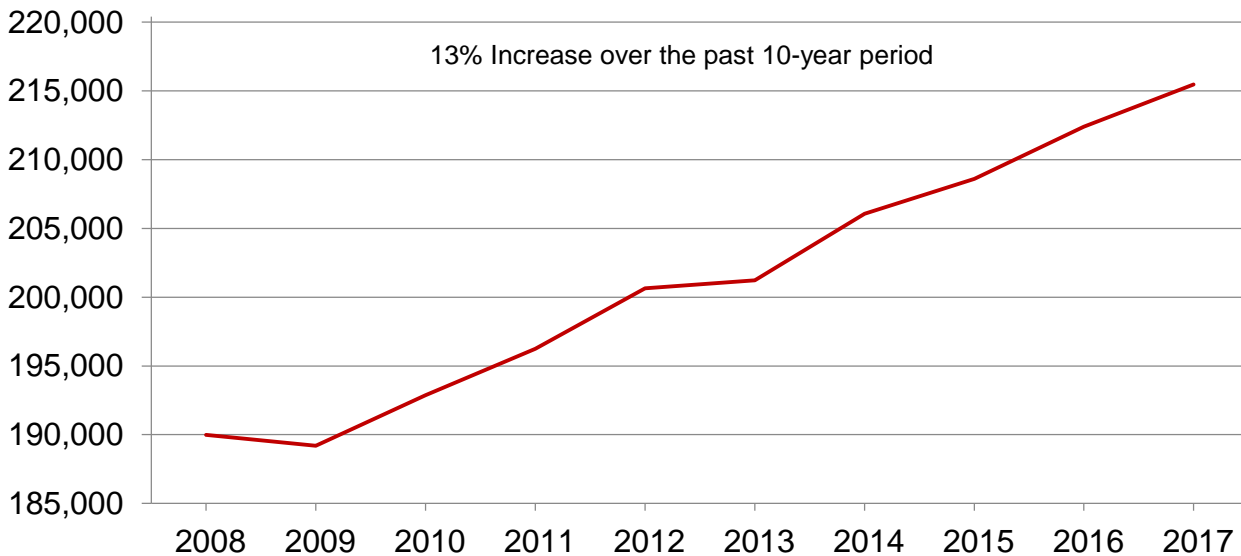
| Year       | Milk cows <sup>1</sup><br>(1,000 head) | Production per cow <sup>2</sup> |                           | Milk production <sup>2</sup> |
|------------|--|---------------------------------|---------------------------|------------------------------|
|            |  | Milk<br>(pounds)                | Total<br>(million pounds) |                              |
| 2008 ..... | 9,314                                  | 20,397                          | 189,978                   |                              |
| 2009 ..... | 9,202                                  | 20,561                          | 189,202                   |                              |
| 2010 ..... | 9,123                                  | 21,142                          | 192,877                   |                              |
| 2011 ..... | 9,199                                  | 21,334                          | 196,255                   |                              |
| 2012 ..... | 9,237                                  | 21,722                          | 200,642                   |                              |
| 2013 ..... | 9,224                                  | 21,816                          | 201,231                   |                              |
| 2014 ..... | 9,257                                  | 22,259                          | 206,054                   |                              |
| 2015 ..... | 9,314                                  | 22,396                          | 208,597                   |                              |
| 2016 ..... | 9,325                                  | 22,778                          | 212,405                   |                              |
| 2017 ..... | 9,392                                  | 22,941                          | 215,466                   |                              |

<sup>1</sup> Average number during year, excluding heifers not yet fresh.

<sup>2</sup> Excludes milk sucked by calves.

## Milk Production – United States: 2008-2017

Million pounds



## Milk Cows and Production – States and United States: 2016 and 2017

[May not add due to rounding]

|                     | Milk cows <sup>1</sup> |              | Milk per cow <sup>2</sup> |          | Milk production <sup>2</sup> |                  |                  |
|---------------------|------------------------|--------------|---------------------------|----------|------------------------------|------------------|------------------|
|                     | 2016                   | 2017         | 2016                      | 2017     | 2016                         | 2017             | Change from 2016 |
|                     | (1,000 head)           | (1,000 head) | (pounds)                  | (pounds) | (million pounds)             | (million pounds) | (percent)        |
| Alabama .....       | 7.0                    | 6.0          | 13,143                    | 14,833   | 92.0                         | 89.0             | -3.3             |
| Alaska .....        | 0.3                    | 0.3          | 11,667                    | 9,667    | 3.5                          | 2.9              | -17.1            |
| Arizona .....       | 196.0                  | 203.0        | 24,679                    | 24,680   | 4,837.0                      | 5,010.0          | 3.6              |
| Arkansas .....      | 6.0                    | 6.0          | 13,333                    | 13,167   | 80.0                         | 79.0             | -1.3             |
| California .....    | 1,762.0                | 1,749.0      | 22,968                    | 22,755   | 40,469.0                     | 39,798.0         | -1.7             |
| Colorado .....      | 151.0                  | 160.0        | 25,993                    | 26,181   | 3,925.0                      | 4,189.0          | 6.7              |
| Connecticut .....   | 19.0                   | 19.0         | 21,526                    | 22,105   | 409.0                        | 420.0            | 2.7              |
| Delaware .....      | 5.0                    | 5.0          | 19,100                    | 18,560   | 95.5                         | 92.8             | -2.8             |
| Florida .....       | 123.0                  | 124.0        | 20,285                    | 20,129   | 2,495.0                      | 2,496.0          | -                |
| Georgia .....       | 84.0                   | 84.0         | 21,786                    | 21,905   | 1,830.0                      | 1,840.0          | 0.5              |
| Hawaii .....        | 2.4                    | 2.3          | 14,542                    | 16,913   | 34.9                         | 38.9             | 11.5             |
| Idaho .....         | 595.0                  | 600.0        | 24,647                    | 24,378   | 14,665.0                     | 14,627.0         | -0.3             |
| Illinois .....      | 94.0                   | 93.0         | 20,340                    | 20,742   | 1,912.0                      | 1,929.0          | 0.9              |
| Indiana .....       | 184.0                  | 187.0        | 22,571                    | 22,802   | 4,153.0                      | 4,264.0          | 2.7              |
| Iowa .....          | 213.0                  | 218.0        | 23,634                    | 23,725   | 5,034.0                      | 5,172.0          | 2.7              |
| Kansas .....        | 146.0                  | 152.0        | 22,801                    | 23,000   | 3,329.0                      | 3,496.0          | 5.0              |
| Kentucky .....      | 58.0                   | 56.0         | 18,052                    | 18,589   | 1,047.0                      | 1,041.0          | -0.6             |
| Louisiana .....     | 12.0                   | 12.0         | 14,083                    | 13,333   | 169.0                        | 160.0            | -5.3             |
| Maine .....         | 30.0                   | 30.0         | 21,000                    | 21,000   | 630.0                        | 630.0            | -                |
| Maryland .....      | 48.0                   | 48.0         | 19,938                    | 19,854   | 957.0                        | 953.0            | -0.4             |
| Massachusetts ..    | 12.0                   | 12.0         | 18,417                    | 17,583   | 221.0                        | 211.0            | -4.5             |
| Michigan .....      | 419.0                  | 427.0        | 25,957                    | 26,302   | 10,876.0                     | 11,231.0         | 3.3              |
| Minnesota .....     | 461.0                  | 458.0        | 20,967                    | 21,537   | 9,666.0                      | 9,864.0          | 2.0              |
| Mississippi .....   | 10.0                   | 9.0          | 14,400                    | 15,222   | 144.0                        | 137.0            | -4.9             |
| Missouri .....      | 85.0                   | 85.0         | 14,824                    | 14,588   | 1,260.0                      | 1,240.0          | -1.6             |
| Montana .....       | 14.0                   | 13.0         | 21,071                    | 22,154   | 295.0                        | 288.0            | -2.4             |
| Nebraska .....      | 60.0                   | 60.0         | 23,317                    | 24,067   | 1,399.0                      | 1,444.0          | 3.2              |
| Nevada .....        | 30.0                   | 32.0         | 22,000                    | 22,156   | 660.0                        | 709.0            | 7.4              |
| New Hampshire ..    | 14.0                   | 13.0         | 20,500                    | 21,000   | 287.0                        | 273.0            | -4.9             |
| New Jersey .....    | 7.0                    | 6.0          | 17,429                    | 19,833   | 122.0                        | 119.0            | -2.5             |
| New Mexico .....    | 315.0                  | 329.0        | 24,479                    | 24,960   | 7,711.0                      | 8,212.0          | 6.5              |
| New York .....      | 620.0                  | 623.0        | 23,834                    | 23,936   | 14,777.0                     | 14,912.0         | 0.9              |
| North Carolina ..   | 46.0                   | 45.0         | 20,978                    | 21,156   | 965.0                        | 952.0            | -1.3             |
| North Dakota .....  | 16.0                   | 16.0         | 21,500                    | 21,563   | 344.0                        | 345.0            | 0.3              |
| Ohio .....          | 265.0                  | 263.0        | 20,936                    | 21,259   | 5,548.0                      | 5,591.0          | 0.8              |
| Oklahoma .....      | 37.0                   | 39.0         | 18,703                    | 18,667   | 692.0                        | 728.0            | 5.2              |
| Oregon .....        | 125.0                  | 124.0        | 20,744                    | 20,395   | 2,593.0                      | 2,529.0          | -2.5             |
| Pennsylvania .....  | 529.0                  | 525.0        | 20,454                    | 20,834   | 10,820.0                     | 10,938.0         | 1.1              |
| Rhode Island .....  | 0.8                    | 0.8          | 17,625                    | 16,250   | 14.1                         | 13.0             | -7.8             |
| South Carolina ..   | 15.0                   | 15.0         | 16,667                    | 16,467   | 250.0                        | 247.0            | -1.2             |
| South Dakota .....  | 115.0                  | 117.0        | 22,139                    | 22,376   | 2,546.0                      | 2,618.0          | 2.8              |
| Tennessee .....     | 42.0                   | 40.0         | 16,571                    | 17,325   | 696.0                        | 693.0            | -0.4             |
| Texas .....         | 475.0                  | 511.0        | 22,680                    | 23,589   | 10,773.0                     | 12,054.0         | 11.9             |
| Utah .....          | 92.0                   | 95.0         | 22,772                    | 23,316   | 2,095.0                      | 2,215.0          | 5.7              |
| Vermont .....       | 130.0                  | 129.0        | 20,977                    | 21,147   | 2,727.0                      | 2,728.0          | -                |
| Virginia .....      | 90.0                   | 87.0         | 19,144                    | 19,954   | 1,723.0                      | 1,736.0          | 0.8              |
| Washington .....    | 276.0                  | 274.0        | 24,094                    | 23,818   | 6,650.0                      | 6,526.0          | -1.9             |
| West Virginia ..... | 9.0                    | 8.0          | 14,889                    | 15,875   | 134.0                        | 127.0            | -5.2             |
| Wisconsin .....     | 1,279.0                | 1,278.0      | 23,542                    | 23,725   | 30,110.0                     | 30,320.0         | 0.7              |
| Wyoming .....       | 6.0                    | 6.0          | 23,300                    | 23,033   | 139.8                        | 138.2            | -1.1             |
| United States ..... | 9,325.0                | 9,392.0      | 22,778                    | 22,941   | 212,405.0                    | 215,466.0        | 1.4              |

- Represents zero.

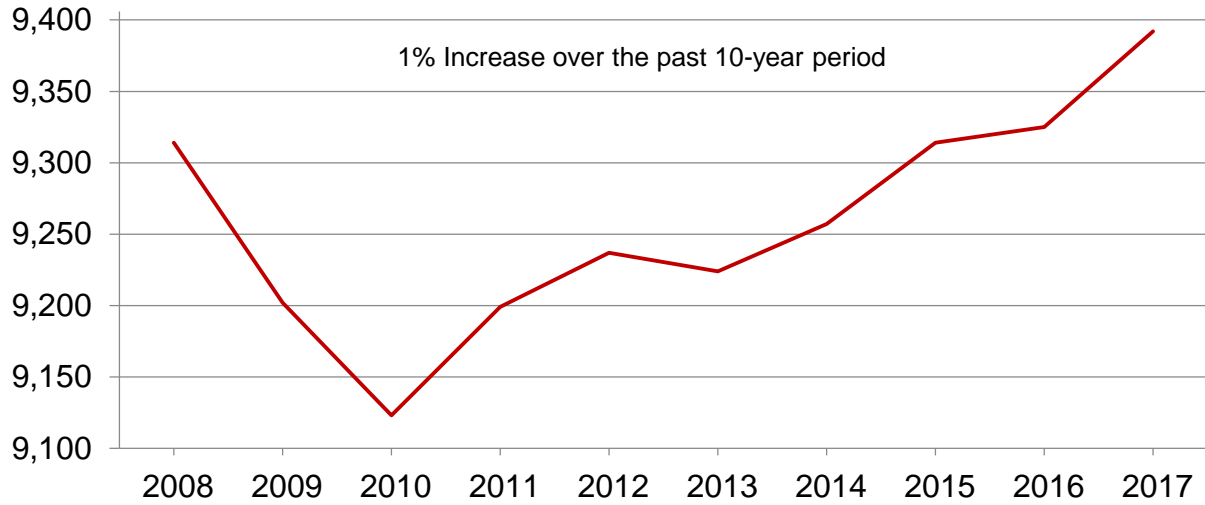
<sup>1</sup> Average number during year, excluding heifers not yet fresh.

<sup>2</sup> Excludes milk sucked by calves.



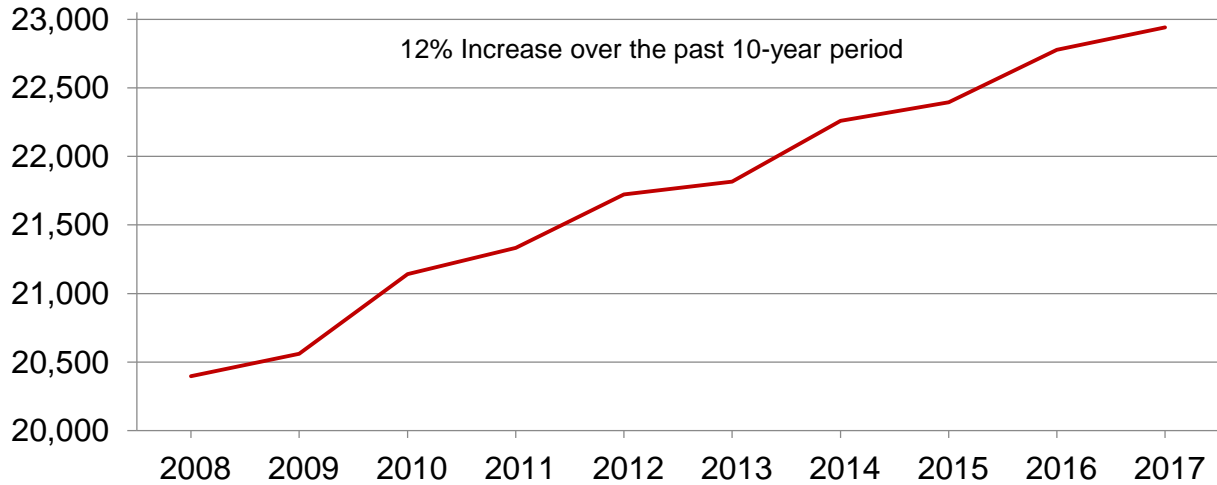
## Milk Cows – United States: 2008-2017

Thousand head



## Rate per Cow – United States: 2008-2017

Pounds



## Milk Cows by Month – 23 Selected States, 23 State Total, and United States: 2016

[Includes dry cows, excludes heifers not yet fresh]

| State                            | January<br>(1,000 head) | February<br>(1,000 head) | March<br>(1,000 head) | April<br>(1,000 head) | May<br>(1,000 head) | June<br>(1,000 head) |
|----------------------------------|-------------------------|--------------------------|-----------------------|-----------------------|---------------------|----------------------|
| Arizona .....                    | 195                     | 197                      | 197                   | 197                   | 196                 | 196                  |
| California .....                 | 1,769                   | 1,769                    | 1,767                 | 1,766                 | 1,764               | 1,763                |
| Colorado .....                   | 148                     | 148                      | 149                   | 149                   | 149                 | 150                  |
| Florida .....                    | 126                     | 126                      | 125                   | 124                   | 123                 | 122                  |
| Idaho .....                      | 588                     | 589                      | 591                   | 591                   | 592                 | 594                  |
| Illinois .....                   | 94                      | 94                       | 94                    | 94                    | 94                  | 94                   |
| Indiana .....                    | 184                     | 184                      | 184                   | 184                   | 184                 | 184                  |
| Iowa .....                       | 210                     | 211                      | 212                   | 212                   | 213                 | 213                  |
| Kansas .....                     | 142                     | 143                      | 144                   | 144                   | 145                 | 145                  |
| Michigan .....                   | 413                     | 414                      | 416                   | 417                   | 418                 | 419                  |
| Minnesota .....                  | 460                     | 460                      | 460                   | 460                   | 461                 | 462                  |
| New Mexico .....                 | 310                     | 311                      | 311                   | 311                   | 310                 | 310                  |
| New York .....                   | 620                     | 620                      | 620                   | 620                   | 620                 | 620                  |
| Ohio .....                       | 266                     | 266                      | 266                   | 266                   | 266                 | 266                  |
| Oregon .....                     | 126                     | 126                      | 126                   | 126                   | 126                 | 125                  |
| Pennsylvania .....               | 530                     | 530                      | 530                   | 530                   | 530                 | 530                  |
| South Dakota .....               | 112                     | 113                      | 114                   | 114                   | 114                 | 115                  |
| Texas .....                      | 455                     | 455                      | 460                   | 465                   | 470                 | 475                  |
| Utah .....                       | 94                      | 93                       | 92                    | 92                    | 91                  | 91                   |
| Vermont .....                    | 131                     | 131                      | 131                   | 131                   | 131                 | 131                  |
| Virginia .....                   | 91                      | 91                       | 91                    | 90                    | 90                  | 90                   |
| Washington .....                 | 277                     | 277                      | 277                   | 276                   | 275                 | 275                  |
| Wisconsin .....                  | 1,280                   | 1,280                    | 1,280                 | 1,279                 | 1,279               | 1,278                |
| 23-State total .....             | 8,621                   | 8,628                    | 8,637                 | 8,638                 | 8,641               | 8,648                |
| United States <sup>1</sup> ..... | 9,302                   | 9,308                    | 9,318                 | 9,318                 | 9,319               | 9,324                |

| State                            | July<br>(1,000 head) | August<br>(1,000 head) | September<br>(1,000 head) | October<br>(1,000 head) | November<br>(1,000 head) | December<br>(1,000 head) | Annual<br>average <sup>2</sup><br>(1,000 head) |
|----------------------------------|----------------------|------------------------|---------------------------|-------------------------|--------------------------|--------------------------|--|
| Arizona .....                    | 196                  | 197                    | 197                       | 197                     | 196                      | 196                      | 196  |
| California .....                 | 1,760                | 1,759                  | 1,758                     | 1,758                   | 1,757                    | 1,756                    | 1,762  |
| Colorado .....                   | 153                  | 153                    | 153                       | 153                     | 154                      | 155                      | 151  |
| Florida .....                    | 121                  | 120                    | 120                       | 120                     | 121                      | 122                      | 123  |
| Idaho .....                      | 599                  | 599                    | 599                       | 599                     | 599                      | 600                      | 595  |
| Illinois .....                   | 94                   | 94                     | 94                        | 93                      | 93                       | 93                       | 94   |
| Indiana .....                    | 184                  | 184                    | 184                       | 184                     | 185                      | 185                      | 184  |
| Iowa .....                       | 214                  | 214                    | 214                       | 215                     | 215                      | 215                      | 213  |
| Kansas .....                     | 145                  | 146                    | 147                       | 147                     | 149                      | 150                      | 146  |
| Michigan .....                   | 420                  | 422                    | 422                       | 422                     | 423                      | 425                      | 419  |
| Minnesota .....                  | 462                  | 462                    | 461                       | 461                     | 461                      | 461                      | 461  |
| New Mexico .....                 | 313                  | 317                    | 318                       | 321                     | 323                      | 325                      | 315  |
| New York .....                   | 620                  | 620                    | 620                       | 620                     | 620                      | 620                      | 620  |
| Ohio .....                       | 266                  | 264                    | 264                       | 263                     | 262                      | 262                      | 265  |
| Oregon .....                     | 125                  | 125                    | 125                       | 124                     | 124                      | 124                      | 125  |
| Pennsylvania .....               | 530                  | 529                    | 527                       | 526                     | 525                      | 525                      | 529  |
| South Dakota .....               | 115                  | 115                    | 115                       | 115                     | 116                      | 116                      | 115  |
| Texas .....                      | 480                  | 485                    | 485                       | 490                     | 490                      | 490                      | 475  |
| Utah .....                       | 90                   | 90                     | 91                        | 91                      | 92                       | 92                       | 92   |
| Vermont .....                    | 130                  | 130                    | 130                       | 129                     | 129                      | 129                      | 130  |
| Virginia .....                   | 89                   | 89                     | 89                        | 88                      | 88                       | 88                       | 90   |
| Washington .....                 | 275                  | 275                    | 275                       | 275                     | 275                      | 275                      | 276  |
| Wisconsin .....                  | 1,278                | 1,278                  | 1,277                     | 1,277                   | 1,278                    | 1,279                    | 1,279  |
| 23-State Total .....             | 8,659                | 8,667                  | 8,665                     | 8,668                   | 8,675                    | 8,683                    | 8,653  |
| United States <sup>1</sup> ..... | 9,327                | 9,332                  | 9,329                     | 9,332                   | 9,341                    | 9,351                    | 9,325  |

<sup>1</sup> United States monthly estimates are derived by proportionally allocating the quarterly estimates using the 23-state monthly total.

<sup>2</sup> Average based on monthly totals.

## Milk Cows by Month – 23 Selected States, 23 State Total, and United States: 2017

[Includes dry cows, excludes heifers not yet fresh]

| State                            | January      | February     | March        | April        | May          | June         |
|----------------------------------|--------------|--------------|--------------|--------------|--------------|--------------|
|                                  | (1,000 head) | (1,000 head) | (1,000 head) | (1,000 head) | (1,000 head) | (1,000 head) |
| Arizona .....                    | 198          | 200          | 202          | 204          | 204          | 204          |
| California .....                 | 1,755        | 1,755        | 1,755        | 1,755        | 1,753        | 1,749        |
| Colorado .....                   | 155          | 156          | 158          | 159          | 159          | 160          |
| Florida .....                    | 122          | 123          | 124          | 124          | 124          | 124          |
| Idaho .....                      | 600          | 596          | 596          | 596          | 600          | 601          |
| Illinois .....                   | 93           | 93           | 93           | 93           | 93           | 93           |
| Indiana .....                    | 186          | 186          | 186          | 186          | 187          | 187          |
| Iowa .....                       | 215          | 216          | 216          | 217          | 217          | 217          |
| Kansas .....                     | 151          | 151          | 153          | 152          | 150          | 151          |
| Michigan .....                   | 425          | 425          | 425          | 426          | 427          | 427          |
| Minnesota .....                  | 460          | 460          | 459          | 459          | 459          | 458          |
| New Mexico .....                 | 325          | 325          | 327          | 328          | 329          | 332          |
| New York .....                   | 621          | 621          | 622          | 623          | 624          | 624          |
| Ohio .....                       | 262          | 262          | 262          | 262          | 262          | 262          |
| Oregon .....                     | 124          | 124          | 124          | 124          | 124          | 124          |
| Pennsylvania .....               | 525          | 525          | 525          | 525          | 525          | 525          |
| South Dakota .....               | 117          | 117          | 117          | 117          | 117          | 118          |
| Texas .....                      | 494          | 499          | 507          | 510          | 513          | 515          |
| Utah .....                       | 92           | 92           | 94           | 94           | 95           | 95           |
| Vermont .....                    | 129          | 129          | 129          | 129          | 129          | 129          |
| Virginia .....                   | 87           | 87           | 87           | 87           | 87           | 87           |
| Washington .....                 | 275          | 274          | 273          | 273          | 273          | 273          |
| Wisconsin .....                  | 1,280        | 1,280        | 1,280        | 1,279        | 1,279        | 1,278        |
| 23-State total .....             | 8,691        | 8,696        | 8,714        | 8,722        | 8,730        | 8,733        |
| United States <sup>1</sup> ..... | 9,359        | 9,365        | 9,383        | 9,392        | 9,401        | 9,404        |

| State                            | July         | August       | September    | October      | November     | December     | Annual average <sup>2</sup> |
|----------------------------------|--------------|--------------|--------------|--------------|--------------|--------------|-----------------------------|
|                                  | (1,000 head) | (1,000 head) | (1,000 head) | (1,000 head) | (1,000 head) | (1,000 head) | (1,000 head)                |
| Arizona .....                    | 204          | 204          | 205          | 205          | 204          | 203          | 203                         |
| California .....                 | 1,747        | 1,746        | 1,745        | 1,743        | 1,743        | 1,741        | 1,749                       |
| Colorado .....                   | 160          | 161          | 162          | 163          | 164          | 166          | 160                         |
| Florida .....                    | 124          | 124          | 123          | 124          | 124          | 124          | 124                         |
| Idaho .....                      | 601          | 603          | 603          | 600          | 600          | 600          | 600                         |
| Illinois .....                   | 93           | 93           | 93           | 93           | 93           | 93           | 93                          |
| Indiana .....                    | 187          | 187          | 187          | 187          | 187          | 187          | 187                         |
| Iowa .....                       | 217          | 219          | 219          | 219          | 219          | 220          | 218                         |
| Kansas .....                     | 151          | 152          | 152          | 152          | 153          | 153          | 152                         |
| Michigan .....                   | 427          | 428          | 428          | 428          | 428          | 428          | 427                         |
| Minnesota .....                  | 458          | 458          | 457          | 457          | 456          | 456          | 458                         |
| New Mexico .....                 | 332          | 331          | 331          | 329          | 330          | 332          | 329                         |
| New York .....                   | 624          | 624          | 624          | 624          | 625          | 625          | 623                         |
| Ohio .....                       | 262          | 264          | 264          | 264          | 264          | 264          | 263                         |
| Oregon .....                     | 124          | 123          | 123          | 123          | 124          | 124          | 124                         |
| Pennsylvania .....               | 525          | 525          | 525          | 525          | 525          | 525          | 525                         |
| South Dakota .....               | 118          | 118          | 118          | 117          | 117          | 118          | 117                         |
| Texas .....                      | 515          | 515          | 515          | 515          | 515          | 515          | 511                         |
| Utah .....                       | 96           | 97           | 97           | 97           | 97           | 97           | 95                          |
| Vermont .....                    | 129          | 129          | 128          | 128          | 128          | 128          | 129                         |
| Virginia .....                   | 87           | 87           | 87           | 87           | 87           | 87           | 87                          |
| Washington .....                 | 275          | 275          | 274          | 274          | 274          | 274          | 274                         |
| Wisconsin .....                  | 1,278        | 1,278        | 1,277        | 1,277        | 1,277        | 1,276        | 1,278                       |
| 23-State total .....             | 8,734        | 8,741        | 8,737        | 8,731        | 8,734        | 8,736        | 8,725                       |
| United States <sup>1</sup> ..... | 9,404        | 9,404        | 9,399        | 9,395        | 9,398        | 9,400        | 9,392                       |

<sup>1</sup> United States monthly estimates are derived by proportionally allocating the quarterly estimates using the 23-state monthly total.

<sup>2</sup> Average based on monthly totals.

## Milk Produced per Cow by Month – 23 Selected States, 23 State Total, and United States: 2016

[Excludes milk sucked by calves]

| State                            | January  | February | March    | April    | May      | June     |
|----------------------------------|----------|----------|----------|----------|----------|----------|
|                                  | (pounds) | (pounds) | (pounds) | (pounds) | (pounds) | (pounds) |
| Arizona .....                    | 2,110    | 2,095    | 2,260    | 2,160    | 2,210    | 2,030    |
| California .....                 | 1,940    | 1,865    | 2,040    | 1,970    | 2,015    | 1,905    |
| Colorado .....                   | 2,160    | 2,050    | 2,215    | 2,155    | 2,200    | 2,140    |
| Florida .....                    | 1,810    | 1,715    | 1,895    | 1,855    | 1,870    | 1,730    |
| Idaho .....                      | 2,005    | 1,910    | 2,075    | 2,025    | 2,125    | 2,090    |
| Illinois .....                   | 1,745    | 1,660    | 1,830    | 1,780    | 1,820    | 1,700    |
| Indiana .....                    | 1,915    | 1,815    | 1,960    | 1,920    | 1,965    | 1,830    |
| Iowa .....                       | 1,985    | 1,870    | 2,045    | 1,990    | 2,075    | 1,965    |
| Kansas .....                     | 1,905    | 1,830    | 1,990    | 1,940    | 1,970    | 1,855    |
| Michigan .....                   | 2,170    | 2,050    | 2,220    | 2,165    | 2,285    | 2,200    |
| Minnesota .....                  | 1,770    | 1,680    | 1,810    | 1,760    | 1,835    | 1,755    |
| New Mexico .....                 | 1,900    | 1,900    | 2,140    | 2,110    | 2,195    | 2,045    |
| New York .....                   | 1,960    | 1,850    | 2,000    | 1,970    | 2,085    | 2,020    |
| Ohio .....                       | 1,765    | 1,640    | 1,790    | 1,770    | 1,830    | 1,750    |
| Oregon .....                     | 1,720    | 1,650    | 1,800    | 1,760    | 1,825    | 1,760    |
| Pennsylvania .....               | 1,715    | 1,630    | 1,770    | 1,745    | 1,805    | 1,710    |
| South Dakota .....               | 1,890    | 1,770    | 1,890    | 1,840    | 1,915    | 1,820    |
| Texas .....                      | 1,835    | 1,815    | 1,990    | 1,955    | 1,975    | 1,860    |
| Utah .....                       | 1,845    | 1,715    | 1,915    | 1,885    | 1,990    | 1,970    |
| Vermont .....                    | 1,755    | 1,655    | 1,785    | 1,740    | 1,810    | 1,750    |
| Virginia .....                   | 1,645    | 1,565    | 1,695    | 1,665    | 1,705    | 1,590    |
| Washington .....                 | 2,005    | 1,920    | 2,065    | 2,010    | 2,080    | 2,010    |
| Wisconsin .....                  | 1,965    | 1,855    | 2,000    | 1,965    | 2,065    | 1,985    |
| 23-State total .....             | 1,920    | 1,834    | 1,995    | 1,947    | 2,019    | 1,926    |
| United States <sup>1</sup> ..... | 1,901    | 1,815    | 1,975    | 1,927    | 1,997    | 1,906    |

| State                            | July     | August   | September | October  | November | December | Annual average |
|----------------------------------|----------|----------|-----------|----------|----------|----------|----------------|
|                                  | (pounds) | (pounds) | (pounds)  | (pounds) | (pounds) | (pounds) | (pounds)       |
| Arizona .....                    | 1,940    | 1,880    | 1,815     | 1,930    | 2,020    | 2,180    | 24,679         |
| California .....                 | 1,920    | 1,870    | 1,805     | 1,880    | 1,830    | 1,925    | 22,968         |
| Colorado .....                   | 2,215    | 2,225    | 2,120     | 2,175    | 2,130    | 2,180    | 25,993         |
| Florida .....                    | 1,645    | 1,585    | 1,450     | 1,475    | 1,595    | 1,720    | 20,285         |
| Idaho .....                      | 2,165    | 2,155    | 2,045     | 2,065    | 1,970    | 2,015    | 24,647         |
| Illinois .....                   | 1,660    | 1,615    | 1,585     | 1,635    | 1,630    | 1,730    | 20,340         |
| Indiana .....                    | 1,870    | 1,870    | 1,805     | 1,880    | 1,825    | 1,890    | 22,571         |
| Iowa .....                       | 1,985    | 1,970    | 1,880     | 1,955    | 1,905    | 1,980    | 23,634         |
| Kansas .....                     | 1,880    | 1,905    | 1,835     | 1,925    | 1,890    | 1,925    | 22,801         |
| Michigan .....                   | 2,220    | 2,180    | 2,085     | 2,140    | 2,085    | 2,140    | 25,957         |
| Minnesota .....                  | 1,765    | 1,745    | 1,670     | 1,720    | 1,690    | 1,770    | 20,967         |
| New Mexico .....                 | 2,080    | 2,085    | 1,965     | 2,025    | 1,980    | 2,055    | 24,479         |
| New York .....                   | 2,050    | 2,015    | 1,950     | 2,000    | 1,925    | 2,010    | 23,834         |
| Ohio .....                       | 1,770    | 1,730    | 1,675     | 1,750    | 1,715    | 1,770    | 20,936         |
| Oregon .....                     | 1,785    | 1,745    | 1,690     | 1,695    | 1,615    | 1,670    | 20,744         |
| Pennsylvania .....               | 1,720    | 1,675    | 1,630     | 1,695    | 1,640    | 1,735    | 20,454         |
| South Dakota .....               | 1,870    | 1,880    | 1,800     | 1,870    | 1,820    | 1,875    | 22,139         |
| Texas .....                      | 1,860    | 1,895    | 1,790     | 1,885    | 1,875    | 1,945    | 22,680         |
| Utah .....                       | 1,970    | 1,960    | 1,900     | 1,955    | 1,875    | 1,920    | 22,772         |
| Vermont .....                    | 1,770    | 1,745    | 1,690     | 1,750    | 1,700    | 1,785    | 20,977         |
| Virginia .....                   | 1,585    | 1,540    | 1,520     | 1,585    | 1,535    | 1,640    | 19,144         |
| Washington .....                 | 2,080    | 2,065    | 1,985     | 2,005    | 1,915    | 1,990    | 24,094         |
| Wisconsin .....                  | 2,010    | 1,990    | 1,910     | 1,950    | 1,895    | 1,960    | 23,542         |
| 23-State total .....             | 1,948    | 1,922    | 1,845     | 1,904    | 1,856    | 1,933    | 23,049         |
| United States <sup>1</sup> ..... | 1,919    | 1,895    | 1,820     | 1,881    | 1,833    | 1,909    | 22,778         |

<sup>1</sup> United States monthly estimates are derived by proportionally allocating the quarterly estimates using the 23-state monthly total.

## Milk Produced per Cow by Month – 23 Selected States, 23 State Total, and United States: 2017

[Excludes milk sucked by calves]

| State                            | January  | February | March    | April    | May      | June     |
|----------------------------------|----------|----------|----------|----------|----------|----------|
|                                  | (pounds) | (pounds) | (pounds) | (pounds) | (pounds) | (pounds) |
| Arizona .....                    | 2,145    | 2,050    | 2,285    | 2,205    | 2,240    | 2,080    |
| California .....                 | 1,945    | 1,780    | 1,995    | 1,960    | 2,005    | 1,880    |
| Colorado .....                   | 2,175    | 2,005    | 2,235    | 2,165    | 2,215    | 2,170    |
| Florida .....                    | 1,850    | 1,730    | 1,925    | 1,830    | 1,865    | 1,725    |
| Idaho .....                      | 1,995    | 1,800    | 2,025    | 2,000    | 2,130    | 2,090    |
| Illinois .....                   | 1,765    | 1,640    | 1,860    | 1,810    | 1,860    | 1,720    |
| Indiana .....                    | 1,930    | 1,780    | 1,995    | 1,955    | 2,055    | 1,905    |
| Iowa .....                       | 2,000    | 1,830    | 2,045    | 1,995    | 2,055    | 1,975    |
| Kansas .....                     | 1,935    | 1,805    | 2,030    | 1,955    | 1,930    | 1,865    |
| Michigan .....                   | 2,190    | 2,030    | 2,265    | 2,225    | 2,315    | 2,220    |
| Minnesota .....                  | 1,805    | 1,660    | 1,855    | 1,810    | 1,870    | 1,805    |
| New Mexico .....                 | 2,090    | 1,960    | 2,220    | 2,150    | 2,210    | 2,095    |
| New York .....                   | 2,030    | 1,860    | 2,055    | 2,035    | 2,120    | 2,010    |
| Ohio .....                       | 1,790    | 1,640    | 1,865    | 1,835    | 1,905    | 1,785    |
| Oregon .....                     | 1,685    | 1,555    | 1,775    | 1,725    | 1,790    | 1,740    |
| Pennsylvania .....               | 1,765    | 1,635    | 1,840    | 1,805    | 1,855    | 1,725    |
| South Dakota .....               | 1,880    | 1,715    | 1,915    | 1,855    | 1,915    | 1,840    |
| Texas .....                      | 2,015    | 1,860    | 2,100    | 2,010    | 2,075    | 1,975    |
| Utah .....                       | 1,905    | 1,730    | 1,950    | 1,940    | 2,040    | 2,000    |
| Vermont .....                    | 1,805    | 1,645    | 1,820    | 1,785    | 1,855    | 1,765    |
| Virginia .....                   | 1,700    | 1,585    | 1,795    | 1,765    | 1,775    | 1,625    |
| Washington .....                 | 1,960    | 1,795    | 2,020    | 1,990    | 2,080    | 2,025    |
| Wisconsin .....                  | 1,980    | 1,820    | 2,030    | 1,985    | 2,050    | 1,980    |
| 23-State total .....             | 1,955    | 1,799    | 2,016    | 1,972    | 2,037    | 1,941    |
| United States <sup>1</sup> ..... | 1,937    | 1,783    | 1,997    | 1,952    | 2,016    | 1,920    |

| State                            | July     | August   | September | October  | November | December | Annual average |
|----------------------------------|----------|----------|-----------|----------|----------|----------|----------------|
|                                  | (pounds) | (pounds) | (pounds)  | (pounds) | (pounds) | (pounds) | (pounds)       |
| Arizona .....                    | 1,975    | 1,890    | 1,820     | 1,910    | 1,960    | 2,110    | 24,680         |
| California .....                 | 1,930    | 1,870    | 1,760     | 1,870    | 1,825    | 1,935    | 22,755         |
| Colorado .....                   | 2,255    | 2,250    | 2,135     | 2,175    | 2,135    | 2,225    | 26,181         |
| Florida .....                    | 1,645    | 1,555    | 1,400     | 1,460    | 1,515    | 1,675    | 20,129         |
| Idaho .....                      | 2,160    | 2,155    | 2,025     | 2,045    | 1,955    | 2,010    | 24,378         |
| Illinois .....                   | 1,690    | 1,675    | 1,600     | 1,680    | 1,670    | 1,770    | 20,742         |
| Indiana .....                    | 1,870    | 1,870    | 1,820     | 1,910    | 1,855    | 1,900    | 22,802         |
| Iowa .....                       | 2,005    | 2,010    | 1,915     | 1,995    | 1,935    | 2,010    | 23,725         |
| Kansas .....                     | 1,920    | 1,920    | 1,880     | 1,935    | 1,880    | 1,965    | 23,000         |
| Michigan .....                   | 2,255    | 2,230    | 2,100     | 2,185    | 2,115    | 2,180    | 26,302         |
| Minnesota .....                  | 1,835    | 1,830    | 1,740     | 1,790    | 1,725    | 1,810    | 21,537         |
| New Mexico .....                 | 2,125    | 2,065    | 1,965     | 2,000    | 1,985    | 2,075    | 24,960         |
| New York .....                   | 2,045    | 2,015    | 1,925     | 1,980    | 1,895    | 1,950    | 23,936         |
| Ohio .....                       | 1,790    | 1,790    | 1,710     | 1,745    | 1,675    | 1,740    | 21,259         |
| Oregon .....                     | 1,755    | 1,735    | 1,675     | 1,700    | 1,620    | 1,675    | 20,395         |
| Pennsylvania .....               | 1,730    | 1,725    | 1,655     | 1,700    | 1,660    | 1,735    | 20,834         |
| South Dakota .....               | 1,905    | 1,915    | 1,820     | 1,870    | 1,795    | 1,865    | 22,376         |
| Texas .....                      | 1,990    | 1,950    | 1,855     | 1,890    | 1,890    | 2,000    | 23,589         |
| Utah .....                       | 2,030    | 2,010    | 1,910     | 1,930    | 1,880    | 1,935    | 23,316         |
| Vermont .....                    | 1,800    | 1,775    | 1,710     | 1,765    | 1,705    | 1,775    | 21,147         |
| Virginia .....                   | 1,605    | 1,610    | 1,580     | 1,630    | 1,610    | 1,680    | 19,954         |
| Washington .....                 | 2,070    | 2,050    | 1,965     | 1,995    | 1,900    | 1,975    | 23,818         |
| Wisconsin .....                  | 2,025    | 2,025    | 1,930     | 1,995    | 1,910    | 1,990    | 23,725         |
| 23-State total .....             | 1,972    | 1,946    | 1,850     | 1,914    | 1,859    | 1,943    | 23,204         |
| United States <sup>1</sup> ..... | 1,943    | 1,919    | 1,825     | 1,891    | 1,837    | 1,921    | 22,941         |

<sup>1</sup> United States monthly estimates are derived by proportionally allocating the quarterly estimates using the 23-state monthly total.

## Milk Production by Month – 23 Selected States, 23 State Total, and United States: 2016

[Excludes milk sucked by calves]

| State                            | January          | February         | March            | April            | May              | June             |
|----------------------------------|------------------|------------------|------------------|------------------|------------------|------------------|
|                                  | (million pounds) | (million pounds) | (million pounds) | (million pounds) | (million pounds) | (million pounds) |
| Arizona .....                    | 411              | 413              | 445              | 426              | 433              | 398              |
| California .....                 | 3,432            | 3,299            | 3,605            | 3,479            | 3,554            | 3,359            |
| Colorado .....                   | 320              | 303              | 330              | 321              | 328              | 321              |
| Florida .....                    | 228              | 216              | 237              | 230              | 230              | 211              |
| Idaho .....                      | 1,179            | 1,125            | 1,226            | 1,197            | 1,258            | 1,241            |
| Illinois .....                   | 164              | 156              | 172              | 167              | 171              | 160              |
| Indiana .....                    | 352              | 334              | 361              | 353              | 362              | 337              |
| Iowa .....                       | 417              | 395              | 434              | 422              | 442              | 419              |
| Kansas .....                     | 271              | 262              | 287              | 279              | 286              | 269              |
| Michigan .....                   | 896              | 849              | 924              | 903              | 955              | 922              |
| Minnesota .....                  | 814              | 773              | 833              | 810              | 846              | 811              |
| New Mexico .....                 | 589              | 591              | 666              | 656              | 680              | 634              |
| New York .....                   | 1,215            | 1,147            | 1,240            | 1,221            | 1,293            | 1,252            |
| Ohio .....                       | 469              | 436              | 476              | 471              | 487              | 466              |
| Oregon .....                     | 217              | 208              | 227              | 222              | 230              | 220              |
| Pennsylvania .....               | 909              | 864              | 938              | 925              | 957              | 906              |
| South Dakota .....               | 212              | 200              | 215              | 210              | 218              | 209              |
| Texas .....                      | 835              | 826              | 915              | 909              | 928              | 884              |
| Utah .....                       | 173              | 159              | 176              | 173              | 181              | 179              |
| Vermont .....                    | 230              | 217              | 234              | 228              | 237              | 229              |
| Virginia .....                   | 150              | 142              | 154              | 150              | 153              | 143              |
| Washington .....                 | 555              | 532              | 572              | 555              | 572              | 553              |
| Wisconsin .....                  | 2,515            | 2,374            | 2,560            | 2,513            | 2,641            | 2,537            |
| 23-State total .....             | 16,553           | 15,821           | 17,227           | 16,820           | 17,442           | 16,660           |
| United States <sup>1</sup> ..... | 17,679           | 16,898           | 18,399           | 17,952           | 18,612           | 17,773           |

| State                            | July             | August           | September        | October          | November         | December         | Annual total <sup>2</sup> |
|----------------------------------|------------------|------------------|------------------|------------------|------------------|------------------|---------------------------|
|                                  | (million pounds) | (million pounds) | (million pounds) | (million pounds) | (million pounds) | (million pounds) | (million pounds)          |
| Arizona .....                    | 380              | 370              | 358              | 380              | 396              | 427              | 4,837                     |
| California .....                 | 3,379            | 3,289            | 3,173            | 3,305            | 3,215            | 3,380            | 40,469                    |
| Colorado .....                   | 339              | 340              | 324              | 333              | 328              | 338              | 3,925                     |
| Florida .....                    | 199              | 190              | 174              | 177              | 193              | 210              | 2,495                     |
| Idaho .....                      | 1,297            | 1,291            | 1,225            | 1,237            | 1,180            | 1,209            | 14,665                    |
| Illinois .....                   | 156              | 152              | 149              | 152              | 152              | 161              | 1,912                     |
| Indiana .....                    | 344              | 344              | 332              | 346              | 338              | 350              | 4,153                     |
| Iowa .....                       | 425              | 422              | 402              | 420              | 410              | 426              | 5,034                     |
| Kansas .....                     | 273              | 278              | 270              | 283              | 282              | 289              | 3,329                     |
| Michigan .....                   | 932              | 920              | 880              | 903              | 882              | 910              | 10,876                    |
| Minnesota .....                  | 815              | 806              | 770              | 793              | 779              | 816              | 9,666                     |
| New Mexico .....                 | 651              | 661              | 625              | 650              | 640              | 668              | 7,711                     |
| New York .....                   | 1,271            | 1,249            | 1,209            | 1,240            | 1,194            | 1,246            | 14,777                    |
| Ohio .....                       | 471              | 457              | 442              | 460              | 449              | 464              | 5,548                     |
| Oregon .....                     | 223              | 218              | 211              | 210              | 200              | 207              | 2,593                     |
| Pennsylvania .....               | 912              | 886              | 859              | 892              | 861              | 911              | 10,820                    |
| South Dakota .....               | 215              | 216              | 207              | 215              | 211              | 218              | 2,546                     |
| Texas .....                      | 893              | 919              | 868              | 924              | 919              | 953              | 10,773                    |
| Utah .....                       | 177              | 176              | 173              | 178              | 173              | 177              | 2,095                     |
| Vermont .....                    | 230              | 227              | 220              | 226              | 219              | 230              | 2,727                     |
| Virginia .....                   | 141              | 137              | 135              | 139              | 135              | 144              | 1,723                     |
| Washington .....                 | 572              | 568              | 546              | 551              | 527              | 547              | 6,650                     |
| Wisconsin .....                  | 2,569            | 2,543            | 2,439            | 2,490            | 2,422            | 2,507            | 30,110                    |
| 23-State total .....             | 16,864           | 16,659           | 15,991           | 16,504           | 16,105           | 16,788           | 199,434                   |
| United States <sup>1</sup> ..... | 17,902           | 17,684           | 16,977           | 17,550           | 17,126           | 17,853           | 212,405                   |

<sup>1</sup> United States monthly estimates are derived by proportionally allocating the quarterly estimates using the 23-state monthly total.

<sup>2</sup> Total milk production for year.

## Milk Production by Month – 23 Selected States, 23 State Total, and United States: 2017

[Excludes milk sucked by calves]

| State                            | January          | February         | March            | April            | May              | June             |
|----------------------------------|------------------|------------------|------------------|------------------|------------------|------------------|
|                                  | (million pounds) | (million pounds) | (million pounds) | (million pounds) | (million pounds) | (million pounds) |
| Arizona .....                    | 425              | 410              | 462              | 450              | 457              | 424              |
| California .....                 | 3,413            | 3,124            | 3,501            | 3,440            | 3,515            | 3,288            |
| Colorado .....                   | 337              | 313              | 353              | 344              | 352              | 347              |
| Florida .....                    | 226              | 213              | 239              | 227              | 231              | 214              |
| Idaho .....                      | 1,197            | 1,073            | 1,207            | 1,192            | 1,278            | 1,256            |
| Illinois .....                   | 164              | 153              | 173              | 168              | 173              | 160              |
| Indiana .....                    | 359              | 331              | 371              | 364              | 384              | 356              |
| Iowa .....                       | 430              | 395              | 442              | 433              | 446              | 429              |
| Kansas .....                     | 292              | 273              | 311              | 297              | 290              | 282              |
| Michigan .....                   | 931              | 863              | 963              | 948              | 989              | 948              |
| Minnesota .....                  | 830              | 764              | 851              | 831              | 858              | 827              |
| New Mexico .....                 | 679              | 637              | 726              | 705              | 727              | 696              |
| New York .....                   | 1,261            | 1,155            | 1,278            | 1,268            | 1,323            | 1,254            |
| Ohio .....                       | 469              | 430              | 489              | 481              | 499              | 468              |
| Oregon .....                     | 209              | 193              | 220              | 214              | 222              | 216              |
| Pennsylvania .....               | 927              | 858              | 966              | 948              | 974              | 906              |
| South Dakota .....               | 220              | 201              | 224              | 217              | 224              | 217              |
| Texas .....                      | 995              | 928              | 1,065            | 1,025            | 1,064            | 1,017            |
| Utah .....                       | 175              | 159              | 183              | 182              | 194              | 190              |
| Vermont .....                    | 233              | 212              | 235              | 230              | 239              | 228              |
| Virginia .....                   | 148              | 138              | 156              | 154              | 154              | 141              |
| Washington .....                 | 539              | 492              | 551              | 543              | 568              | 553              |
| Wisconsin .....                  | 2,534            | 2,330            | 2,598            | 2,539            | 2,622            | 2,530            |
| 23-State total .....             | 16,993           | 15,645           | 17,564           | 17,200           | 17,783           | 16,947           |
| United States <sup>1</sup> ..... | 18,128           | 16,694           | 18,740           | 18,332           | 18,952           | 18,060           |

| State                            | July             | August           | September        | October          | November         | December         | Annual total <sup>2</sup> |
|----------------------------------|------------------|------------------|------------------|------------------|------------------|------------------|---------------------------|
|                                  | (million pounds) | (million pounds) | (million pounds) | (million pounds) | (million pounds) | (million pounds) | (million pounds)          |
| Arizona .....                    | 403              | 386              | 373              | 392              | 400              | 428              | 5,010                     |
| California .....                 | 3,372            | 3,265            | 3,071            | 3,259            | 3,181            | 3,369            | 39,798                    |
| Colorado .....                   | 361              | 362              | 346              | 355              | 350              | 369              | 4,189                     |
| Florida .....                    | 204              | 193              | 172              | 181              | 188              | 208              | 2,496                     |
| Idaho .....                      | 1,298            | 1,299            | 1,221            | 1,227            | 1,173            | 1,206            | 14,627                    |
| Illinois .....                   | 157              | 156              | 149              | 156              | 155              | 165              | 1,929                     |
| Indiana .....                    | 350              | 350              | 340              | 357              | 347              | 355              | 4,264                     |
| Iowa .....                       | 435              | 440              | 419              | 437              | 424              | 442              | 5,172                     |
| Kansas .....                     | 290              | 292              | 286              | 294              | 288              | 301              | 3,496                     |
| Michigan .....                   | 963              | 954              | 899              | 935              | 905              | 933              | 11,231                    |
| Minnesota .....                  | 840              | 838              | 795              | 818              | 787              | 825              | 9,864                     |
| New Mexico .....                 | 706              | 684              | 650              | 658              | 655              | 689              | 8,212                     |
| New York .....                   | 1,276            | 1,257            | 1,201            | 1,236            | 1,184            | 1,219            | 14,912                    |
| Ohio .....                       | 469              | 473              | 451              | 461              | 442              | 459              | 5,591                     |
| Oregon .....                     | 218              | 213              | 206              | 209              | 201              | 208              | 2,529                     |
| Pennsylvania .....               | 908              | 906              | 869              | 893              | 872              | 911              | 10,938                    |
| South Dakota .....               | 225              | 226              | 215              | 219              | 210              | 220              | 2,618                     |
| Texas .....                      | 1,025            | 1,004            | 955              | 973              | 973              | 1,030            | 12,054                    |
| Utah .....                       | 195              | 195              | 185              | 187              | 182              | 188              | 2,215                     |
| Vermont .....                    | 232              | 229              | 219              | 226              | 218              | 227              | 2,728                     |
| Virginia .....                   | 140              | 140              | 137              | 142              | 140              | 146              | 1,736                     |
| Washington .....                 | 569              | 564              | 538              | 547              | 521              | 541              | 6,526                     |
| Wisconsin .....                  | 2,588            | 2,588            | 2,465            | 2,548            | 2,439            | 2,539            | 30,320                    |
| 23-State total .....             | 17,224           | 17,014           | 16,162           | 16,710           | 16,235           | 16,978           | 202,455                   |
| United States <sup>1</sup> ..... | 18,268           | 18,049           | 17,156           | 17,769           | 17,260           | 18,058           | 215,466                   |

<sup>1</sup> United States monthly estimates are derived by proportionally allocating the quarterly estimates using the 23-state monthly total.

<sup>2</sup> Total milk production for year.

## Milk Cows and Production by Quarter – States and United States: 2016

[May not add due to rounding]

| State                | Milk cows <sup>1</sup>  |                         |                         |                         | Milk production <sup>2</sup> |                             |                             |                             |
|----------------------|-------------------------|-------------------------|-------------------------|-------------------------|------------------------------|-----------------------------|-----------------------------|-----------------------------|
|                      | Jan-Mar<br>(1,000 head) | Apr-Jun<br>(1,000 head) | Jul-Sep<br>(1,000 head) | Oct-Dec<br>(1,000 head) | Jan-Mar<br>(million pounds)  | Apr-Jun<br>(million pounds) | Jul-Sep<br>(million pounds) | Oct-Dec<br>(million pounds) |
| Alabama .....        | 7.0                     | 7.0                     | 7.0                     | 7.0                     | 26.0                         | 26.0                        | 19.0                        | 21.0                        |
| Alaska .....         | 0.3                     | 0.3                     | 0.3                     | 0.3                     | 0.8                          | 0.9                         | 0.9                         | 0.9                         |
| Arizona .....        | 196.0                   | 196.0                   | 197.0                   | 196.0                   | 1,269.0                      | 1,257.0                     | 1,108.0                     | 1,203.0                     |
| Arkansas .....       | 6.5                     | 6.5                     | 6.0                     | 6.0                     | 22.0                         | 23.0                        | 17.0                        | 18.0                        |
| California .....     | 1,768.0                 | 1,764.0                 | 1,759.0                 | 1,757.0                 | 10,336.0                     | 10,392.0                    | 9,841.0                     | 9,900.0                     |
| Colorado .....       | 148.0                   | 149.0                   | 153.0                   | 154.0                   | 953.0                        | 970.0                       | 1,003.0                     | 999.0                       |
| Connecticut .....    | 19.0                    | 19.0                    | 19.0                    | 19.0                    | 104.0                        | 105.0                       | 100.0                       | 100.0                       |
| Delaware .....       | 5.0                     | 5.0                     | 5.0                     | 5.0                     | 26.0                         | 25.7                        | 21.7                        | 22.1                        |
| Florida .....        | 126.0                   | 123.0                   | 120.0                   | 121.0                   | 681.0                        | 671.0                       | 563.0                       | 580.0                       |
| Georgia .....        | 85.0                    | 85.0                    | 83.0                    | 83.0                    | 493.0                        | 483.0                       | 415.0                       | 439.0                       |
| Hawaii .....         | 2.4                     | 2.5                     | 2.4                     | 2.4                     | 8.5                          | 9.7                         | 8.3                         | 8.4                         |
| Idaho .....          | 589.0                   | 592.0                   | 599.0                   | 599.0                   | 3,530.0                      | 3,696.0                     | 3,813.0                     | 3,626.0                     |
| Illinois .....       | 94.0                    | 94.0                    | 94.0                    | 93.0                    | 492.0                        | 498.0                       | 457.0                       | 465.0                       |
| Indiana .....        | 184.0                   | 184.0                   | 184.0                   | 185.0                   | 1,047.0                      | 1,052.0                     | 1,020.0                     | 1,034.0                     |
| Iowa .....           | 211.0                   | 213.0                   | 214.0                   | 215.0                   | 1,246.0                      | 1,283.0                     | 1,249.0                     | 1,256.0                     |
| Kansas .....         | 143.0                   | 145.0                   | 146.0                   | 149.0                   | 820.0                        | 834.0                       | 821.0                       | 854.0                       |
| Kentucky .....       | 59.0                    | 58.0                    | 56.0                    | 57.0                    | 278.0                        | 284.0                       | 234.0                       | 251.0                       |
| Louisiana .....      | 13.0                    | 12.5                    | 12.0                    | 12.0                    | 53.0                         | 49.0                        | 32.0                        | 35.0                        |
| Maine .....          | 30.0                    | 30.0                    | 30.0                    | 30.0                    | 155.0                        | 163.0                       | 158.0                       | 154.0                       |
| Maryland .....       | 48.0                    | 48.0                    | 47.0                    | 47.0                    | 247.0                        | 246.0                       | 230.0                       | 234.0                       |
| Massachusetts .....  | 11.5                    | 11.5                    | 11.5                    | 11.5                    | 56.0                         | 57.0                        | 54.0                        | 54.0                        |
| Michigan .....       | 414.0                   | 418.0                   | 421.0                   | 423.0                   | 2,669.0                      | 2,780.0                     | 2,732.0                     | 2,695.0                     |
| Minnesota .....      | 460.0                   | 461.0                   | 462.0                   | 461.0                   | 2,420.0                      | 2,467.0                     | 2,391.0                     | 2,388.0                     |
| Mississippi .....    | 10.0                    | 10.0                    | 9.5                     | 9.5                     | 42.0                         | 40.0                        | 30.0                        | 32.0                        |
| Missouri .....       | 85.0                    | 85.0                    | 85.0                    | 85.0                    | 322.0                        | 354.0                       | 291.0                       | 293.0                       |
| Montana .....        | 14.0                    | 14.0                    | 14.0                    | 14.0                    | 74.0                         | 75.0                        | 74.0                        | 72.0                        |
| Nebraska .....       | 60.0                    | 60.0                    | 60.0                    | 60.0                    | 351.0                        | 351.0                       | 346.0                       | 351.0                       |
| Nevada .....         | 29.0                    | 30.0                    | 30.0                    | 30.0                    | 161.0                        | 164.0                       | 166.0                       | 169.0                       |
| New Hampshire .....  | 13.5                    | 13.5                    | 13.5                    | 13.5                    | 72.0                         | 74.0                        | 71.0                        | 70.0                        |
| New Jersey .....     | 6.5                     | 6.5                     | 6.5                     | 6.5                     | 31.0                         | 32.0                        | 29.0                        | 30.0                        |
| New Mexico .....     | 311.0                   | 310.0                   | 316.0                   | 323.0                   | 1,846.0                      | 1,970.0                     | 1,937.0                     | 1,958.0                     |
| New York .....       | 620.0                   | 620.0                   | 620.0                   | 620.0                   | 3,602.0                      | 3,766.0                     | 3,729.0                     | 3,680.0                     |
| North Carolina ..... | 47.0                    | 47.0                    | 45.0                    | 45.0                    | 253.0                        | 252.0                       | 227.0                       | 233.0                       |
| North Dakota .....   | 16.0                    | 16.0                    | 16.0                    | 16.0                    | 83.0                         | 88.0                        | 87.0                        | 86.0                        |
| Ohio .....           | 266.0                   | 266.0                   | 265.0                   | 262.0                   | 1,381.0                      | 1,424.0                     | 1,370.0                     | 1,373.0                     |
| Oklahoma .....       | 38.0                    | 38.0                    | 36.0                    | 35.0                    | 187.0                        | 185.0                       | 155.0                       | 165.0                       |
| Oregon .....         | 126.0                   | 126.0                   | 125.0                   | 124.0                   | 652.0                        | 672.0                       | 652.0                       | 617.0                       |
| Pennsylvania .....   | 530.0                   | 530.0                   | 529.0                   | 525.0                   | 2,711.0                      | 2,788.0                     | 2,657.0                     | 2,664.0                     |
| Rhode Island .....   | 0.8                     | 0.8                     | 0.8                     | 0.8                     | 3.7                          | 3.7                         | 3.5                         | 3.2                         |
| South Carolina ..... | 15.0                    | 15.0                    | 14.5                    | 15.0                    | 69.0                         | 68.0                        | 54.0                        | 59.0                        |
| South Dakota .....   | 113.0                   | 114.0                   | 115.0                   | 116.0                   | 627.0                        | 637.0                       | 638.0                       | 644.0                       |
| Tennessee .....      | 44.0                    | 43.0                    | 41.0                    | 41.0                    | 187.0                        | 185.0                       | 159.0                       | 165.0                       |
| Texas .....          | 457.0                   | 470.0                   | 483.0                   | 490.0                   | 2,576.0                      | 2,721.0                     | 2,680.0                     | 2,796.0                     |
| Utah .....           | 93.0                    | 91.0                    | 90.0                    | 92.0                    | 508.0                        | 533.0                       | 526.0                       | 528.0                       |
| Vermont .....        | 131.0                   | 131.0                   | 130.0                   | 129.0                   | 681.0                        | 694.0                       | 677.0                       | 675.0                       |
| Virginia .....       | 91.0                    | 90.0                    | 89.0                    | 88.0                    | 446.0                        | 446.0                       | 413.0                       | 418.0                       |
| Washington .....     | 277.0                   | 275.0                   | 275.0                   | 275.0                   | 1,659.0                      | 1,680.0                     | 1,686.0                     | 1,625.0                     |
| West Virginia .....  | 9.0                     | 9.0                     | 8.0                     | 8.0                     | 36.0                         | 36.0                        | 31.0                        | 31.0                        |
| Wisconsin .....      | 1,280.0                 | 1,279.0                 | 1,278.0                 | 1,278.0                 | 7,449.0                      | 7,691.0                     | 7,551.0                     | 7,419.0                     |
| Wyoming .....        | 6.0                     | 6.0                     | 6.0                     | 6.0                     | 34.4                         | 34.6                        | 35.1                        | 35.7                        |
| United States .....  | 9,309.0                 | 9,320.0                 | 9,329.0                 | 9,341.0                 | 52,976.0                     | 54,337.0                    | 52,563.0                    | 52,529.0                    |

<sup>1</sup> Quarterly average includes dry cows, excludes heifers not yet fresh.

<sup>2</sup> Excludes milk sucked by calves.



## Milk Cows and Production by Quarter – States and United States: 2017

[May not add due to rounding]

| State                | Milk cows <sup>1</sup>  |                         |                         |                         | Milk production <sup>2</sup> |                             |                             |                             |
|----------------------|-------------------------|-------------------------|-------------------------|-------------------------|------------------------------|-----------------------------|-----------------------------|-----------------------------|
|                      | Jan-Mar<br>(1,000 head) | Apr-Jun<br>(1,000 head) | Jul-Sep<br>(1,000 head) | Oct-Dec<br>(1,000 head) | Jan-Mar<br>(million pounds)  | Apr-Jun<br>(million pounds) | Jul-Sep<br>(million pounds) | Oct-Dec<br>(million pounds) |
| Alabama .....        | 6.5                     | 6.5                     | 6.0                     | 6.0                     | 26.0                         | 26.0                        | 18.0                        | 19.0                        |
| Alaska .....         | 0.3                     | 0.3                     | 0.3                     | 0.3                     | 0.9                          | 0.7                         | 0.6                         | 0.7                         |
| Arizona .....        | 200.0                   | 204.0                   | 204.0                   | 204.0                   | 1,297.0                      | 1,331.0                     | 1,162.0                     | 1,220.0                     |
| Arkansas .....       | 6.0                     | 6.0                     | 6.0                     | 6.0                     | 22.0                         | 22.0                        | 17.0                        | 18.0                        |
| California .....     | 1,755.0                 | 1,752.0                 | 1,746.0                 | 1,742.0                 | 10,038.0                     | 10,243.0                    | 9,708.0                     | 9,809.0                     |
| Colorado .....       | 156.0                   | 159.0                   | 161.0                   | 164.0                   | 1,003.0                      | 1,043.0                     | 1,069.0                     | 1,074.0                     |
| Connecticut .....    | 19.0                    | 18.5                    | 18.5                    | 19.0                    | 104.0                        | 106.0                       | 102.0                       | 108.0                       |
| Delaware .....       | 5.0                     | 5.0                     | 5.0                     | 5.0                     | 24.8                         | 24.3                        | 21.2                        | 22.5                        |
| Florida .....        | 123.0                   | 124.0                   | 124.0                   | 124.0                   | 678.0                        | 672.0                       | 569.0                       | 577.0                       |
| Georgia .....        | 84.0                    | 84.0                    | 84.0                    | 85.0                    | 502.0                        | 488.0                       | 416.0                       | 434.0                       |
| Hawaii .....         | 2.4                     | 2.3                     | 2.2                     | 2.1                     | 9.4                          | 10.7                        | 9.8                         | 9.0                         |
| Idaho .....          | 597.0                   | 599.0                   | 602.0                   | 600.0                   | 3,477.0                      | 3,726.0                     | 3,818.0                     | 3,606.0                     |
| Illinois .....       | 93.0                    | 93.0                    | 93.0                    | 93.0                    | 490.0                        | 501.0                       | 462.0                       | 476.0                       |
| Indiana .....        | 186.0                   | 187.0                   | 187.0                   | 187.0                   | 1,061.0                      | 1,104.0                     | 1,040.0                     | 1,059.0                     |
| Iowa .....           | 216.0                   | 217.0                   | 218.0                   | 219.0                   | 1,267.0                      | 1,308.0                     | 1,294.0                     | 1,303.0                     |
| Kansas .....         | 152.0                   | 151.0                   | 152.0                   | 153.0                   | 876.0                        | 869.0                       | 868.0                       | 883.0                       |
| Kentucky .....       | 56.0                    | 56.0                    | 55.0                    | 56.0                    | 271.0                        | 277.0                       | 236.0                       | 257.0                       |
| Louisiana .....      | 12.0                    | 12.0                    | 12.0                    | 12.0                    | 47.0                         | 44.0                        | 32.0                        | 37.0                        |
| Maine .....          | 30.0                    | 30.0                    | 30.0                    | 30.0                    | 155.0                        | 163.0                       | 159.0                       | 153.0                       |
| Maryland .....       | 47.0                    | 48.0                    | 48.0                    | 47.0                    | 247.0                        | 247.0                       | 226.0                       | 233.0                       |
| Massachusetts .....  | 11.5                    | 11.5                    | 11.5                    | 11.5                    | 54.0                         | 55.0                        | 52.0                        | 50.0                        |
| Michigan .....       | 425.0                   | 427.0                   | 428.0                   | 428.0                   | 2,757.0                      | 2,885.0                     | 2,816.0                     | 2,773.0                     |
| Minnesota .....      | 460.0                   | 459.0                   | 458.0                   | 456.0                   | 2,445.0                      | 2,516.0                     | 2,473.0                     | 2,430.0                     |
| Mississippi .....    | 9.0                     | 9.0                     | 9.0                     | 9.0                     | 40.0                         | 38.0                        | 29.0                        | 30.0                        |
| Missouri .....       | 85.0                    | 85.0                    | 85.0                    | 84.0                    | 318.0                        | 344.0                       | 286.0                       | 292.0                       |
| Montana .....        | 13.5                    | 13.5                    | 13.5                    | 13.0                    | 71.0                         | 73.0                        | 73.0                        | 71.0                        |
| Nebraska .....       | 60.0                    | 60.0                    | 60.0                    | 60.0                    | 355.0                        | 362.0                       | 361.0                       | 366.0                       |
| Nevada .....         | 31.0                    | 32.0                    | 32.0                    | 32.0                    | 165.0                        | 181.0                       | 182.0                       | 181.0                       |
| New Hampshire .....  | 13.5                    | 13.5                    | 13.0                    | 12.5                    | 72.0                         | 72.0                        | 65.0                        | 64.0                        |
| New Jersey .....     | 6.5                     | 6.5                     | 6.0                     | 6.0                     | 31.0                         | 31.0                        | 28.0                        | 29.0                        |
| New Mexico .....     | 326.0                   | 330.0                   | 331.0                   | 330.0                   | 2,042.0                      | 2,128.0                     | 2,040.0                     | 2,002.0                     |
| New York .....       | 621.0                   | 624.0                   | 624.0                   | 625.0                   | 3,694.0                      | 3,845.0                     | 3,734.0                     | 3,639.0                     |
| North Carolina ..... | 45.0                    | 45.0                    | 44.0                    | 45.0                    | 251.0                        | 247.0                       | 220.0                       | 234.0                       |
| North Dakota .....   | 15.5                    | 16.0                    | 16.0                    | 15.5                    | 83.0                         | 89.0                        | 88.0                        | 85.0                        |
| Ohio .....           | 262.0                   | 262.0                   | 263.0                   | 264.0                   | 1,388.0                      | 1,448.0                     | 1,393.0                     | 1,362.0                     |
| Oklahoma .....       | 38.0                    | 39.0                    | 39.0                    | 39.0                    | 188.0                        | 192.0                       | 170.0                       | 178.0                       |
| Oregon .....         | 124.0                   | 124.0                   | 123.0                   | 124.0                   | 622.0                        | 652.0                       | 637.0                       | 618.0                       |
| Pennsylvania .....   | 525.0                   | 525.0                   | 525.0                   | 525.0                   | 2,751.0                      | 2,828.0                     | 2,683.0                     | 2,676.0                     |
| Rhode Island .....   | 0.8                     | 0.8                     | 0.8                     | 0.8                     | 3.1                          | 3.3                         | 3.4                         | 3.2                         |
| South Carolina ..... | 15.0                    | 15.0                    | 14.5                    | 15.0                    | 68.0                         | 66.0                        | 54.0                        | 59.0                        |
| South Dakota .....   | 117.0                   | 117.0                   | 118.0                   | 117.0                   | 645.0                        | 658.0                       | 666.0                       | 649.0                       |
| Tennessee .....      | 41.0                    | 40.0                    | 39.0                    | 40.0                    | 184.0                        | 183.0                       | 158.0                       | 168.0                       |
| Texas .....          | 500.0                   | 513.0                   | 515.0                   | 515.0                   | 2,988.0                      | 3,106.0                     | 2,984.0                     | 2,976.0                     |
| Utah .....           | 93.0                    | 95.0                    | 97.0                    | 97.0                    | 517.0                        | 566.0                       | 575.0                       | 557.0                       |
| Vermont .....        | 129.0                   | 129.0                   | 129.0                   | 128.0                   | 680.0                        | 697.0                       | 680.0                       | 671.0                       |
| Virginia .....       | 87.0                    | 87.0                    | 87.0                    | 87.0                    | 442.0                        | 449.0                       | 417.0                       | 428.0                       |
| Washington .....     | 274.0                   | 273.0                   | 275.0                   | 274.0                   | 1,582.0                      | 1,664.0                     | 1,671.0                     | 1,609.0                     |
| West Virginia .....  | 8.0                     | 8.0                     | 7.5                     | 7.0                     | 33.0                         | 34.0                        | 31.0                        | 29.0                        |
| Wisconsin .....      | 1,280.0                 | 1,279.0                 | 1,278.0                 | 1,277.0                 | 7,462.0                      | 7,691.0                     | 7,641.0                     | 7,526.0                     |
| Wyoming .....        | 6.0                     | 6.0                     | 6.0                     | 6.0                     | 34.8                         | 34.8                        | 34.7                        | 33.9                        |
| United States .....  | 9,369.0                 | 9,399.0                 | 9,402.0                 | 9,398.0                 | 53,562.0                     | 55,344.0                    | 53,473.0                    | 53,087.0                    |

<sup>1</sup> Quarterly average includes dry cows, excludes heifers not yet fresh.

<sup>2</sup> Excludes milk sucked by calves.

## Licensed Dairy Herds – States and United States: 2016 and 2017

|                                 | Licensed dairy herds <sup>1</sup> |                  |
|---------------------------------|-----------------------------------|------------------|
|                                 | 2016<br>(number)                  | 2017<br>(number) |
| Alabama .....                   | 35                                | 35               |
| Alaska .....                    | 2                                 | 2                |
| Arizona .....                   | 110                               | 100              |
| Arkansas .....                  | 60                                | 55               |
| California .....                | 1,420                             | 1,390            |
| Colorado .....                  | 120                               | 120              |
| Connecticut .....               | 120                               | 110              |
| Delaware .....                  | 35                                | 30               |
| Florida .....                   | 120                               | 110              |
| Georgia .....                   | 210                               | 180              |
| Hawaii .....                    | 2                                 | 2                |
| Idaho .....                     | 520                               | 510              |
| Illinois .....                  | 640                               | 630              |
| Indiana .....                   | 1,145                             | 1,070            |
| Iowa .....                      | 1,265                             | 1,200            |
| Kansas .....                    | 290                               | 290              |
| Kentucky .....                  | 630                               | 600              |
| Louisiana .....                 | 100                               | 95               |
| Maine .....                     | 250                               | 250              |
| Maryland .....                  | 420                               | 400              |
| Massachusetts .....             | 140                               | 140              |
| Michigan .....                  | 1,810                             | 1,750            |
| Minnesota .....                 | 3,350                             | 3,210            |
| Mississippi .....               | 75                                | 70               |
| Missouri .....                  | 1,100                             | 1,040            |
| Montana .....                   | 65                                | 65               |
| Nebraska .....                  | 175                               | 155              |
| Nevada .....                    | 20                                | 20               |
| New Hampshire .....             | 120                               | 110              |
| New Jersey .....                | 60                                | 55               |
| New Mexico .....                | 150                               | 150              |
| New York .....                  | 4,650                             | 4,490            |
| North Carolina .....            | 210                               | 190              |
| North Dakota .....              | 85                                | 80               |
| Ohio .....                      | 2,560                             | 2,380            |
| Oklahoma .....                  | 160                               | 160              |
| Oregon .....                    | 230                               | 230              |
| Pennsylvania <sup>2</sup> ..... | 6,650                             | 6,570            |
| Rhode Island .....              | 10                                | 10               |
| South Carolina .....            | 60                                | 60               |
| South Dakota .....              | 235                               | 225              |
| Tennessee .....                 | 300                               | 270              |
| Texas .....                     | 400                               | 400              |
| Utah .....                      | 180                               | 180              |
| Vermont .....                   | 830                               | 820              |
| Virginia .....                  | 615                               | 585              |
| Washington .....                | 480                               | 450              |
| West Virginia .....             | 75                                | 75               |
| Wisconsin .....                 | 9,520                             | 9,090            |
| Wyoming .....                   | 10                                | 10               |
| United States .....             | 41,819                            | 40,219           |

<sup>1</sup> Average number of dairy farms licensed to sell milk, based on counts collected from State and other regulatory agencies.

<sup>2</sup> Licensed dairy herd estimates based on brucellosis test counts provided by the Pennsylvania Department of Agriculture.

## Statistical Methodology

**Survey Procedures:** Primary data used to determine these estimates were obtained from a sample of producers. Individual States maintain a list of all known milk producers and information on the size of their herd. States use all known sources of producers to ensure that their lists are as complete as possible. Generally, all large producers and a sample of small producers are included in the survey. Questionnaires are mailed to producers near the end of the month to obtain data for the first day of the month. Additional reports are obtained by telephone, as needed, to supplement the mail response. Where feasible, States utilize state and federal administrative data to estimate milk production. This eliminates duplication of data gathering by different government agencies such as Agricultural Marketing Service (AMS) Dairy Market News. Indications of milk cow inventory are also obtained in the January Cattle Survey.

**Estimation Procedures:** Regional Field Offices prepare these estimates by using a combination of survey indications, historic trends, and any available administrative data. Individual State estimates are reviewed by the Agricultural Statistics Board for reasonableness.

**Revision Policy:** Milk production, milk per cow, and number of milk cows are subject to revision the following month after initial publication for monthly States or the following quarter for the quarterly States. Normally, administrative data from Federal Market Orders, State Departments of Agriculture, or other sources are the main basis for revisions. However, administrative data for all States may not be available in time for these revisions. Estimates are again subject to revisions in February each year based on additional administrative data. In the event that additional changes are necessary, a third revision is possible in February the following year. Estimates are again reviewed after data from the five-year Census of Agriculture are available. No revisions are made after that date.

**Reliability:** Since all operations with dairy animals are not included in the sample, survey estimates are subject to sampling variability. Survey results are also subject to non-sampling errors such as omissions, duplications, and mistakes in reporting, recording, and processing the data. The effects of these errors cannot be measured directly. They are minimized through rigid quality controls in the data collection process and through a careful review of all reported data for consistency and reasonableness.

To assist users in evaluating the reliability of the estimates in this report, the "Root Mean Square Error" is shown for selected items in the table below. The "Root Mean Square Error" is a statistical measure based on past performance and is computed using the differences between first and final estimates. The "Root Mean Square Error" for the 23 State milk production estimates over the past 24 months is 0.1 percent. This means that chances are 2 out of 3 that the final estimate will not be above or below the current estimate of 17.3 billion pounds by more than 0.1 percent. Chances are 9 out of 10 that the difference will not exceed 0.2 percent.

### Reliability of Monthly Milk Production Estimates

[Based on data for the past 24 months]

| Item                  | Root mean square error | 90 percent confidence level | Difference between first and latest estimate |          |         |              |              |
|-----------------------|------------------------|-----------------------------|--|----------|---------|--------------|--------------|
|                       |                        |                             | Average                                      | Smallest | Largest | Months       |              |
|                       |                        |                             |  |          |         | Below latest | Above latest |
|                       | (percent)              | (percent)                   | (1,000)                                      | (1,000)  | (1,000) | (number)     | (number)     |
| Milk production ..... | 0.1                    | 0.2                         | 19   | 1        | 48      | 15           | 9            |
| All Milk cows .....   | 0.1                    | 0.1                         | 4  | 0        | 10      | 12           | 11           |

## Information Contacts

Listed below are the commodity specialists in the Livestock Branch of the National Agricultural Statistics Service to contact for additional information. E-mail inquiries may be sent to [nass@nass.usda.gov](mailto:nass@nass.usda.gov).

|   |                |
|---|----------------|
| Travis Averill, Chief, Livestock Branch .....     | (202) 720-3570 |
| Scott Hollis, Head, Livestock Section .....       | (202) 690-2424 |
| Sherry Bertramsen – Livestock Slaughter .....     | (202) 720-3240 |
| Donnie Fike – Dairy Products .....                | (202) 690-3236 |
| Heidi Gleich – Cattle, Cattle on Feed .....       | (202) 720-3040 |
| Mike Miller – Milk Production and Milk Cows ..... | (202) 720-3278 |
| Seth Riggins – Hogs and Pigs .....                | (202) 720-3106 |
| Vacant – Sheep and Goats .....                    | (202) 720-0585 |

## Access to NASS Reports

For your convenience, you may access NASS reports and products the following ways:

- All reports are available electronically, at no cost, on the NASS web site: [www.nass.usda.gov](http://www.nass.usda.gov)
- Both national and state specific reports are available via a free e-mail subscription. To set-up this free subscription, visit [www.nass.usda.gov](http://www.nass.usda.gov) and click on “National” or “State” in upper right corner above “search” box to create an account and select the reports you would like to receive.

For more information on NASS surveys and reports, call the NASS Agricultural Statistics Hotline at (800) 727-9540, 7:30 a.m. to 4:00 p.m. ET, or e-mail: [nass@nass.usda.gov](mailto:nass@nass.usda.gov).

The U.S. Department of Agriculture (USDA) prohibits discrimination against its customers, employees, and applicants for employment on the basis of race, color, national origin, age, disability, sex, gender identity, religion, reprisal, and where applicable, political beliefs, marital status, familial or parental status, sexual orientation, or all or part of an individual's income is derived from any public assistance program, or protected genetic information in employment or in any program or activity conducted or funded by the Department. (Not all prohibited bases will apply to all programs and/or employment activities.)

If you wish to file a Civil Rights program complaint of discrimination, complete the [USDA Program Discrimination Complaint Form](#) (PDF), found online at [www.ascr.usda.gov/filing-program-discrimination-complaint-usda-customer](http://www.ascr.usda.gov/filing-program-discrimination-complaint-usda-customer), or at any USDA office, or call (866) 632-9992 to request the form. You may also write a letter containing all of the information requested in the form. Send your completed complaint form or letter to us by mail at U.S. Department of Agriculture, Director, Office of Adjudication, 1400 Independence Avenue, S.W., Washington, D.C. 20250-9410, by fax (202) 690-7442 or email at [program.intake@usda.gov](mailto:program.intake@usda.gov).



**USDA NASS Data Users' Meeting**  
**Tuesday, April 24, 2018**

University of Chicago – Gleacher Center  
450 North Cityfront Plaza Drive  
Chicago, Illinois 60611  
312-464-8787

USDA's National Agricultural Statistics Service will hold an open forum for users of U.S. domestic and international agriculture data. NASS is organizing the 2018 Data Users' Meeting in cooperation with five other USDA agencies – Agricultural Marketing Service, Economic Research Service, Farm Service Agency, Foreign Agricultural Service, and World Agricultural Outlook Board – and the Census Bureau's Foreign Trade Division. Agency representatives will provide updates on recent and pending changes in statistical and information programs important to agriculture, answer questions, and welcome comments and input from data users.

For registration details or additional information about the Data Users' Meeting, see the meeting page on the NASS website ([https://www.nass.usda.gov/Education\\_and\\_Outreach/Meeting/index.php](https://www.nass.usda.gov/Education_and_Outreach/Meeting/index.php)). Or contact Tina Hall (NASS) at 202-720-3896 or at [tina.hall@nass.usda.gov](mailto:tina.hall@nass.usda.gov) or Patricia Snipe (NASS) at 202-720-2248 or at [patricia.snipe@nass.usda.gov](mailto:patricia.snipe@nass.usda.gov).

The Data Users' Meeting precedes the Industry Outlook Conference at the same location on Wednesday, April 25, 2018. The outlook meeting brings together analysts from various commodity sectors to discuss developments and trends. For registration details or additional information about the Industry Outlook Conference, see the conference page on the LMIC website (<http://lmic.info/page/meetings>) or contact James Robb at 303-716-9933.