

INTRODUCTION

OMB Control No., 0596-0236
Expires 11/30/2017

n/a

Access Preferences

Thank you for taking time to complete this survey. Your input is critical to ensuring that access to and transportation within National Wildlife Refuges are designed to accommodate the preferences of a user like you. Your participation is voluntary. You can skip any question you want, and you can stop at any time. Thank you for taking the time to provide information for this valuable study. If you have any questions or problems completing the survey, please contact Natalie Villwock-Witte, PhD, PE at 505-414-8935 or n.villwockwitte@montana.edu

Paperwork Reduction Act Statement: The U.S. Fish and Wildlife Service has contracted with the Western Transportation Institute at Montana State University to conduct a study to better understand transportation preferences to access and travel within National Wildlife Refuges. Your participation is voluntary. We estimate that it will take you about 15 minutes to complete the survey. We may not conduct or sponsor and you are not required to respond to a collection of information unless it displays a currently valid OMB control number. You may send comments on the burden or any aspect of this information collection to the Service Information Collection Clearance, U.S. Fish and Wildlife Service, Attn: BPHC, 5275 Leesburg Pike, Falls Church VA 22041-3803.

Next

Survey introduction.

QUESTION 1



1. What is your age?

AGE1: What is your age?

- _ Under 18
- _ 18 - 24
- _ 25 - 44
- _ 45 - 54
- _ 55 - 64
- _ 65+

We removed the categories. Instead, we asking the respondent to type in their age. A significant importance of this study is to understand what generational cohort a respondent fits into. Generational cohorts have some variation, so asking the age instead of providing a category will allow us to understand if one generational definition better explains the responses.

QUESTION 2

2. Where do you live?

- California
- Colorado
- Texas
- Other (please specify)

n/a

This is a screening question. It will allow us to filter out potential respondents who are NOT from one of three target states (California, Colorado or Texas). Those choosing "Other" will be directed out of the survey. Additionally, the provider of survey respondents will be directing only individuals that live in these states to this survey, thereby reducing the burden of response.

QUESTION 3

3. What is the 5-digit zip code of the area where you currently live?

RES1: Where do you live?*

City _____ State ___ ZIP ____

Country (if not US) _____

RES2: Do you live in the United States or Canada?

_Yes → What is your home state/province _____

What is your zip code/postal code _____

_No → What country do you live in? _____

RES3: Do you live in the United States?

_Yes (What is your Zip Code? _____)

_No (What country do you live in? _____)

RES4: For you and your personal group on this visit, please provide the following information. (If you do not know the answer, leave blank.)

	U.S. Zip Code	Or name of country other than U.S.
Yourself		
Member #2		
Member #3		
Member #4		
Member #5		
Member #6		
Member #7		

RES5: Are you a permanent resident or citizen of the U.S.?

_No – What is your country of origin? _____

_Yes – What is your zip code and state of residence? Zip Code ____ State _____

RES6: In which village or town do you live? _____


What is your home zip code? _____

RES7: Home postal or ZIP code: _____ (write in)

This question is most like RES6. However, as shown on the right, there are many variations of questions that ask about one's zip code. Our question just reiterates that we're looking for five digits and to clarify that it's where the respondent currently lives, not the zip of where they're at the time they are responding to the survey.

QUESTION 4

Access Preferences



4. In what type of community do you currently live?

- In a small town (< 2,500 people)
- In a town or small city (2,500 to < 25,000 people)
- In a city (25,000 to < 100,000 people)
- In a large city (100,000 to < 1,000,000 people)
- In a major city or metropolitan area (1,000,000 people or more)


Prev

Next

RES15: In what type of community do you now live?
_In a small town (less than 2,500)
_In a town or small city (between 2,500-25,000 people)
_In a city (between 25,000 and 100,000 people,
_In a large city (100,000 to 1 million people)
_In a major city or metropolitan area (over 1 million people)

We reduced the burden of the respondent by using visual "<" as compared with "less than." In addition, we added consistency to the categories by always having the second one be < or equal to the number (compare "In a large city").

QUESTION 5



5. Which of the following categories best describes how often you use public transportation (e.g., bus, train, etc.) at home?

- Never
- Less than once a month
- At least once a month
- At least once a **week**
- Almost everyday

Prev


Next

TRANSIT1: How often do you use public transportation at home?

_Never _Hardly ever _At least once a month _At least once a week _Almost everyday

Hope requested that we better define "Hardly Ever" as listed in the original approved question. This category is expected to represent riders who know how to use transit, but rarely do. We also underlined month and bolded week to ease the burden on the respondent by more clearly conveying that they were different time frames (month vs. week)

QUESTION 6



6. In the past year, did you participate in any of the following activities, and if so, with whom: (Please check all that apply.)

	Alone	With Family or Friends	Not Applicable
Hunting	<input type="checkbox"/>	<input type="checkbox"/>	<input type="checkbox"/>
Boating	<input type="checkbox"/>	<input type="checkbox"/>	<input type="checkbox"/>
Fishing	<input type="checkbox"/>	<input type="checkbox"/>	<input type="checkbox"/>
Photography	<input type="checkbox"/>	<input type="checkbox"/>	<input type="checkbox"/>
Walking	<input type="checkbox"/>	<input type="checkbox"/>	<input type="checkbox"/>
Bicycling	<input type="checkbox"/>	<input type="checkbox"/>	<input type="checkbox"/>
Driving to Sightsee	<input type="checkbox"/>	<input type="checkbox"/>	<input type="checkbox"/>
Wildlife Observation	<input type="checkbox"/>	<input type="checkbox"/>	<input type="checkbox"/>

Prev

Next

ey®

PREVIEW & TEST

TACT1: In which of the following activities have you participated or will you participate during this [site] visit?

Nonmotorized activities:

_Hiking or Walking

_Horseback riding

_Bicycling, including mountain bikes

_Nonmotorized water travel (canoe, sailing, raft, etc.)

_Downhill skiing or snowboarding

_Cross-country skiing, snowshoeing

_Other nonmotorized activities (swimming, games, and sports) Motorized Activities:

Motorized activities:

_Driving for Pleasure on roads (paved, gravel, or dirt)

_Riding on motorized trails (non-snow)

_Riding in designated off road vehicle areas (non-snow)

_Snowmobile travel

_Motorized water travel (boats, ski sleds, etc.)

_Other motorized activities (endure events, games, planes, etc.)

TACT2: Which of the following activities did you [/will you] do during this trip to [site]?

Check one box for each item.

NOTE: If survey is administered during the trip (vs. after the trip has been completed), FLMA's may want to include the reference to future activities ("will you") and add a column "Will do on this trip."

	Did on this Trip	Did Not do on this Trip
A. Walking/Short hike (less than 1 hour)	<input type="checkbox"/>	<input type="checkbox"/>
B. Day hiking (more than 1 hour)	<input type="checkbox"/>	<input type="checkbox"/>
C. Backpacking (# of nights): _____	<input type="checkbox"/>	<input type="checkbox"/>
D. Camping in Pawnee Campground (# of nights): _____	<input type="checkbox"/>	<input type="checkbox"/>
E. Picnicking	<input type="checkbox"/>	<input type="checkbox"/>
F. Swimming	<input type="checkbox"/>	<input type="checkbox"/>
G. Boating	<input type="checkbox"/>	<input type="checkbox"/>
H. Fishing	<input type="checkbox"/>	<input type="checkbox"/>
I. Mountain biking	<input type="checkbox"/>	<input type="checkbox"/>

J. Creative arts (photography/drawing/ painting/writing)

?

?

K. Other (Please specify): _____

?

?

b) Which of the activities listed in Question X is your primary activity on this trip to [X]?
(Enter Letter of primary box or check the box)

Letter of primary activity: ____

TACT3: What activities did you participate in during your most recent visit to this [site]?
(please mark all that apply)

Hunting

If you marked hunting, please mark what type below.

Big game

Small game

Waterfowl

Boating (including canoes / kayaks)

Environmental education (for example, classrooms or labs, tours)

Special event (please specify)

Fishing

Photography

Interpretation (for example, exhibits, kiosks, videos)

Hiking

Bicycling

Auto Tour Route/Driving

Wildlife observation

Please mark if you were bird-watching.

Bird watching

Other (please specify)

TACT7: Please look at the activity list below and circle the three main activities you have participated in [on the lake] in the past four weeks.

[include area-specific list of activities, e.g., backpacking, camping, canoeing or kayaking, sailing, wildlife observations & photography, horseback riding, picnicking, collecting berries, mushrooms, and so forth, visiting historic areas, sites, buildings, or memorials, etc.)

TACT8: Please tell us how many times during the past 12 months you have used the following public facilities in [Alaska]?

	Public Use cabins	<input type="checkbox"/> 0	<input type="checkbox"/> 1	<input type="checkbox"/> 2-4	<input type="checkbox"/> 5-10	<input type="checkbox"/> 11+
	Visitor centers	<input type="checkbox"/> 0	<input type="checkbox"/> 1	<input type="checkbox"/> 2-4	<input type="checkbox"/> 5-10	<input type="checkbox"/> 11+
	Boat ramps	<input type="checkbox"/> 0	<input type="checkbox"/> 1	<input type="checkbox"/> 2-4	<input type="checkbox"/> 5-10	<input type="checkbox"/> 11+
	Anchorage	<input type="checkbox"/> 0	<input type="checkbox"/> 1	<input type="checkbox"/> 2-4	<input type="checkbox"/> 5-10	<input type="checkbox"/> 11+
	[include site specific facilities]					

This question is similar to a number of questions as shown. The cross-tabulation format will allow us to compare types of activities with the type of party (alone, family/friends, not applicable). Millennials were reported in the literature to prefer to travel with family and friends instead of alone.

QUESTION 7

7. Please identify your agreement with the following statements thinking in terms of when you travel.

	Strongly Agree	Agree	Neutral	Disagree	Strongly Disagree
I look for a sense of adventure.	<input type="radio"/>	<input type="radio"/>	<input type="radio"/>	<input type="radio"/>	<input type="radio"/>
I enjoy experiencing solitude.	<input type="radio"/>	<input type="radio"/>	<input type="radio"/>	<input type="radio"/>	<input type="radio"/>
I enjoy the unpredictability of nature.	<input type="radio"/>	<input type="radio"/>	<input type="radio"/>	<input type="radio"/>	<input type="radio"/>
I enjoy being in the wilderness.	<input type="radio"/>	<input type="radio"/>	<input type="radio"/>	<input type="radio"/>	<input type="radio"/>
I try to connect and immerse myself in nature.	<input type="radio"/>	<input type="radio"/>	<input type="radio"/>	<input type="radio"/>	<input type="radio"/>
I look for experiences that allow me to be in the presence of wildlife.	<input type="radio"/>	<input type="radio"/>	<input type="radio"/>	<input type="radio"/>	<input type="radio"/>
I enjoy learning about nature.	<input type="radio"/>	<input type="radio"/>	<input type="radio"/>	<input type="radio"/>	<input type="radio"/>
I look for information about history, a connection with the past.	<input type="radio"/>	<input type="radio"/>	<input type="radio"/>	<input type="radio"/>	<input type="radio"/>

RESPRO1: The following questions ask about various components of your [site] visit. Circle one response each in columns 1 and 2)

	1) How did this experience impact your visit:					2) To what extent
	Greatly detract	Slightly detract	No influence	Slightly improve	Greatly improve	Not at all
Sense of adventure	-2	-1	0	1	2	0
Freedom to change travel route during trip	-2	-1	0	1	2	0
Remoteness and isolation	-2	-1	0	1	2	0
Solitude	-2	-1	0	1	2	0
Unpredictability of nature	-2	-1	0	1	2	0
Wilderness	-2	-1	0	1	2	0
Connection and immersion with nature	-2	-1	0	1	2	0
Time for reflection, contemplation	-2	-1	0	1	2	0
The presence of wildlife	-2	-1	0	1	2	0
Natural conditions, unaltered by civilization	-2	-1	0	1	2	0
A sense of vastness	-2	-1	0	1	2	0
Learning about nature	-2	-1	0	1	2	0
History, a tie to the past	-2	-1	0	1	2	0

RESPRO1 was modified so that it doesn't have to reflect someone visiting a site, as these questions will be asked of the general population in 3 target states. We are asking for their level of agreement, like that shown in RESPRO1.

QUESTION 8

Questions 8 and 9 ask your for your opinion when thinking specifically about National Wildlife Refuges.

8. Below are different transportation options that could be offered at some National Wildlife Refuges that you were to visit a National Wildlife Refuge, please tell us how likely you would use:

	Extremely likely	Very likely	Moderately likely	Slightly likely
A bus or tram that takes passengers to different points on the refuge (such as the Visitor Center/Contact Station)?	<input type="radio"/>	<input type="radio"/>	<input type="radio"/>	<input type="radio"/>
A bike that was offered through a Bike Share Program for use while on the Refuge?	<input type="radio"/>	<input type="radio"/>	<input type="radio"/>	<input type="radio"/>
A bus or tram that provides a <u>guided</u> tour of the Refuge with information about the Refuge and its resources?	<input type="radio"/>	<input type="radio"/>	<input type="radio"/>	<input type="radio"/>
A boat that goes to different points on Refuge waterways?	<input type="radio"/>	<input type="radio"/>	<input type="radio"/>	<input type="radio"/>
A bus or tram that runs during a special event (such as an evening tour of wildlife or weekend festival)?	<input type="radio"/>	<input type="radio"/>	<input type="radio"/>	<input type="radio"/>
An offsite parking lot that provides trail access for walking/hiking onto the Refuge?	<input type="radio"/>	<input type="radio"/>	<input type="radio"/>	<input type="radio"/>
Some other transportation option?	<input type="text"/>			

OPIN5: Below are different alternative transportation options that could be offered at some national [wildlife refuges] in the future. Considering [refuges] you have visited, please tell us how likely you would be to use each transportation option.

How likely would you be to use...	Not at all likely	Slightly likely	Moderately Likely
...a bus or tram that takes passengers to different points on the refuge (such as the Visitor Center/Contact Station)?	1	2	3
...a bike that was offered through a Bike Share Program for use while on the refuge?	1	2	3
...a bus or tram that provides a guided tour of the refuge with information about the Refuge and its resources?	1	2	3
...a boat that goes to different points on refuge waterways?	1	2	3
...a bus or tram that runs during a special event (such as an evening tour of wildlife or weekend festival)?	1	2	3
...an offsite parking lot that provides trail access for walking/hiking on to the refuge?	1	2	3
...some other alternative transportation option? (please specify) _____	1	2	3

Same as OPIN5.

QUESTION 9

9. If you were to use a shuttle within a National Wildlife Refuge to travel from point to point, in your opinion, what is the acceptable wait time?

- The wait time doesn't matter to me, I would use a shuttle if one was offered.
- Less than 5 minutes
- Less than 10 minutes
- Less than 15 minutes
- Less than 20 minutes
- Less than 30 minutes
- There is no acceptable wait time, I wouldn't use a shuttle.

SHPREF23: In your opinion, what is the **acceptable** wait time for shuttles within [site]?

_The wait time doesn't matter to me.

_The acceptable wait time in minutes is:

- Less than 5 minutes
- Less than 10 minutes
- Less than 15 minutes
- Less than 20 minutes
- Less than 25 minutes
- Less than 30 minutes
- Less than 35 minutes
- Less than 40 minutes

SHPREF24: In your opinion, what is the **maximum** wait time the [agency] should allow for a roadside shuttle?

_The wait time doesn't matter to me.

The maximum wait time in minutes that should be allowed by [agency].

- Less than 5 minutes
- Less than 10 minutes
- Less than 15 minutes
- Less than 20 minutes
- Less than 25 minutes
- Less than 30 minutes
- Less than 35 minutes
- Less than 40 minutes

SHPREF25: : In your opinion, what amount of time would be so unacceptable that you would no longer wait for a shuttle within [site]?

_The wait time doesn't matter to me.

The maximum wait time before I no longer wait.

- Less than 5 minutes
- Less than 10 minutes
- Less than 15 minutes

- Less than 20 minutes
- Less than 25 minutes
- Less than 30 minutes
- Less than 35 minutes
- Less than 40 minutes

SHPREF31: Which of the below service frequencies would you prefer for the [X] shuttle?
(Select one)

- There is less than 10 minutes between bus departures from each stop.
 - A bus departs from each stop every 10 to 14 minutes.
 - A bus departs from each stop every 15 to 20 minutes.
 - A bus departs from each stop every 21 to 30 minutes.
 - A bus departs from each stop every 31 to 60 minutes.
 - There is more than one hour between bus departures from each stop
- OR
- None of the service frequencies are so unacceptable that I would no longer use the [Mount Rainier] shuttle.

We've added the counter response to "The wait time doesn't matter to me." to identify those that would never consider using a shuttle.

QUESTION 10



10. Have you ever experienced any of the following safety concerns while on Federal public lands (e.g., National Wildlife Refuge, National Park, National Forest, Bureau of Land Management unit)?

	Yes	No
Wildlife encounter	<input type="radio"/>	<input type="radio"/>
Bad weather	<input type="radio"/>	<input type="radio"/>
Got lost	<input type="radio"/>	<input type="radio"/>
Poor road conditions	<input type="radio"/>	<input type="radio"/>
Poor trail conditions	<input type="radio"/>	<input type="radio"/>
Vehicles parked along the side of the road	<input type="radio"/>	<input type="radio"/>
Conflict between vehicles and bicycles	<input type="radio"/>	<input type="radio"/>
Conflict between vehicles and pedestrians	<input type="radio"/>	<input type="radio"/>
Ran out of gas or other supplies in a remote area	<input type="radio"/>	<input type="radio"/>
Lack of cell phone coverage	<input type="radio"/>	<input type="radio"/>
Needing emergency services	<input type="radio"/>	<input type="radio"/>

Other (please specify)

SAFE8: Have you ever experienced any safety concerns on Federal public lands as a result of the following issues or events?

	<u>Yes</u>
<u>No</u>	
a. Wildlife encounter _____	_____
b. Bad weather _____	_____
c. Got lost _____	_____
d. Poor road conditions _____	_____
e. Poor trail conditions _____	_____
f. Vehicles parked along the side of the road _____	_____
g. Conflict between vehicles and bicycles _____	_____
h. Conflict between vehicles and pedestrians _____	_____
i. Ran out of gas or other supplies in a remote area _____	_____
j. Lack of cell phone coverage _____	_____
k. Needing emergency services _____	_____
l. Other (please specify: _____)	_____

IF YES TO ANY ITEMS: Please describe: (Open-ended)

We've added a "No" for each "safety concern." We've removed the burden of describing the safety concern as requested in the original question.

QUESTION 11

45%

11. Do you or do members of your household own any of the following Interagency Recreation Passes? These passes are honored at all National Forest Service, National Park Service, Bureau of Land Management, Bureau of Land Reclamation, and U.S. Fish and Wildlife Service sites. (Please check all that apply.)

- Interagency Annual Pass (\$80)
- Interagency Annual Military Pass (Free)
- Interagency Senior Pass (\$10, Lifetime)
- Interagency Access Pass (Free, Lifetime)
- Interagency Volunteer Pass (Free, One Year)
- Every Kid in a Park
- No one in my household owns a pass
- Not sure

Prev

Next

TPLAN9: Do you or do members of your group own any of the following Interagency Recreation Passes? These passes are honored at all National Forest Service, National Park Service, Bureau of Land Management, Bureau of Land Reclamation, and U.S. Fish and Wildlife Service sites. (Check all that apply)

- _ Interagency Annual Pass (\$80)
- _ Interagency Annual Military Pass (Free)
- _ Interagency Senior Pass (\$10, Lifetime)
- _ Interagency Access Pass (Free, lifetime)
- _ Interagency Volunteer Pass (Free, one year)
- _ No one in my group owns a Pass
- _ Not sure

We've added "Every Kid in a Park," a Interagency Recreation Pass that did not exist when this question was drafted.

QUESTION 12

12. Please tell us how much you agree or disagree with each of t

RESPRO7: To what extent do you disagree or agree with each statement below regarding climate change as it relates to fish, wildlife and their habitats?

	Strongly Agree	Agree					
			Strongly Disagree	Disagree	Neither Agree or Disagree	Agree	Strongly Agree
I feel that I have a variety of transportation options that allow me to access (travel to) Federal lands.	<input type="radio"/>	<input type="radio"/>					
The distance from my house to a Federal land influences how I travel (e.g., by car, bus, train)	<input type="radio"/>	<input type="radio"/>					
The availability of hiking/walking trails on a Federal land affects my interest in visiting it.	<input type="radio"/>	<input type="radio"/>					
The availability of biking trails within a Federal land affects my interest in visiting it.	<input type="radio"/>	<input type="radio"/>					
The allowance of bicycling on roadways within a Federal land affects my interest in visiting it.	<input type="radio"/>	<input type="radio"/>					
It is important for me to stay connected to the internet/phone.	<input type="radio"/>	<input type="radio"/>					
Cost influences how I travel (e.g. by automobile, bus, or train)	<input type="radio"/>	<input type="radio"/>					
I consider climate change when making transportation choices.	<input type="radio"/>	<input type="radio"/>					
			Statements about climate change				
			1	2	3	4	5
			1	2	3	4	5
			1	2	3	4	5
			1	2	3	4	5
			1	2	3	4	5
			1	2	3	4	5
			1	2	3	4	5
			1	2	3	4	5
			1	2	3	4	5
			1	2	3	4	5

Prev

<p>This question is best described as a conglomeration of other questions found in the Compendium; however, it is simplified to reduce the burden on the respondent.</p>	

QUESTION 13

Access Preferences



13. Are there any individuals in your household who can only walk limited distances because of their age (including children too young to walk far) or a physical condition?

Prev

Next

Powered by



See how easy it is to [create a survey](#).

GROUP12: Are there any individuals in your immediate travel party who can only walk limited distances because of their age or a physical condition?

Yes

No

[If yes]: Which of the following limit the distance that one or more members of your group can walk? (Check all that apply)

_pain/discomfort

_use a wheelchair

_use a walker or cane

_use a stroller

_have a breathing/respiratory condition

_have small children

_prefer not to walk

_other

Same as GROUP12.

QUESTION 14



14. Which of the following limit the distance that one or more members of your household can walk? (Please check all that apply.)

- Have a breathing/respiratory condition
- Use a walker or cane
- Pain/discomfort
- Use a stroller
- Use a wheelchair
- Have small children
- Prefer not to walk
- Other (please specify)

Prev

Next

GROUP12: Are there any individuals in your immediate travel party who can only walk limited distances because of their age or a physical condition?

Yes

No

[If yes]: Which of the following limit the distance that one or more members of your group can walk? (Check all that apply)

_pain/discomfort

_use a wheelchair

_use a walker or cane

_use a stroller

_have a breathing/respiratory condition

_have small children

_prefer not to walk

_other

Same as GROUP12.

QUESTION 15

Access Preferences



15. What is your gender?

- Male
- Female
- Other (please specify)

Prev

Next

GEN1: What is your gender? Please mark (●) one.

- Male
- Female
- Other (OPTIONAL Response Category)

The same as GEN1.

QUESTION 16



16. Which of the following categories applies to you? (Please check all that apply.)

- Employed, Full-Time
- Employed, Part-Time
- Unable to work due to a disability
- Retired
- Homemaker
- Stay-at-home parent
- Unemployed
- Self-Employed
- Student

Prev

Next

EMP1: What is your current employment status?

- _ Full-time employed
- _ Part-time employed
- _ Not employed outside the home
- _ Full time student
- _ Not currently employed

EMP2: Which one of the following best describes your employment situation?

- _ Working full-time for pay
- _ Working part-time for pay
- _ Self-employed/consultant
- _ Currently seeking work/unemployed
- _ Retired
- _ Permanently disabled
- _ Homemaker/caregiver
- _ Student
- _ Other

EMP3: Which of the following categories applies to you? (please check all that apply)

- _ Employed full-time
- _ Retired
- _ Unemployed
- _ Student
- _ Employed part-time
- _ Homemaker
- _ Self-employed

We've added "Unable to work due to disability," which is a Social Security approved description. We've also added "Stay-at-home parent" which reflects that some people stay home to care for their children (e.g., a father), yet they do not view themselves as a "Homemaker." This is a very traditional term and based on the primary audience of the survey, Millennials, would likely result in response refusals.

QUESTION 17



HOU2: Including yourself, how many people live in your household?*

17. Including yourself, how many people currently live in your household?

We've added a drop down of numbers from 1 to More than 6. This should ease the burden of response.

QUESTION 18

18. How many children under the age of 18 live in your household?

HOU4: How many children under the age of 18 are living in your household?

- _None
- _One
- _Two
- _Three
- _Four
- _Five
- _Six
- _More than six

The questions are the same, except that we added an underline for “under” and we used numbers instead of the written number (0 vs. None).

QUESTION 19

19. How long have you lived at your current residence?

- 1 year or less
- More than 1 year but less than 5 years
- More than 5 years but less than 10 years
- More than 10 years

n/a

We are looking at generations, and in particular, Millennials and a sub-group of Baby Boomers that have moved west after they retired. They have been called the "Silver Tsunami." Therefore, we want to know if a respondent is a Baby Boomer and if they have recently moved. As a result, we have added the above question.

QUESTION 20

20. How many operable vehicle(s) are available for use by your household?

GROUP6: On [Survey Date] at the time you were surveyed, you indicated that [N People] person(s) including yourself were traveling in the vehicle. Did any other persons, traveling in other vehicles, visit [site] with you that day?

_Yes _No

a) How many additional persons? _____

b) In how many different vehicles, did these additional persons travel when they visited this lake with you that day? ____

GROUP7: How many people (including you) traveled here in the same vehicle as you? ____

How many of those people are less than 16 years old? ____

TRANUSE2: On this visit, which forms of transportation did you and your personal group use to arrive at [site or site area]? Please mark (●) all that apply.*

_ [area-specific list of transportation options (walk, private vehicle, etc.)

_Other (Please specify)

TRANUSE3: How did you get to this [site] today?

_ By Car

_ By Foot

_ By bicycle

_ By Train

_ City Bus/Metro

_ Other

TRANUSE4: How did you reach [site name]? (check only one)

_ In a car

_ On motorcycle

_ In a truck (including 4-wheel drive)

_ On foot

_ In a van

_ On bicycle

_ In a motorhome

_ Other (specify)

TRANUSE5: How did you get to the start of this activity from where you stayed last night? (Choose one)

- Walk
- Bicycle
- Private vehicle
- Vanpool as an organized group
- Shuttle van/bus (scheduled service)
- Taxi or on-demand shuttle/van
- Other (specify)_____

TRANUSE6: On this visit, if you have plans to go back into [site], how will you get there?

- Will not be going back
- OR (check all that apply)
- Drive personal vehicle (including rental)
 - Take shuttle
 - Other_____

We are looking at access to Refuges. Therefore, we need to know if they have a vehicle, as the vast majority of visitors to Refuge arrive via a private vehicle. We cannot ask a site specific question (like that shown for TRANUSE6) because we are asking the questions of the general population.

QUESTION 21

21. Which of the following best describes your current living situation?

- Married and living with my spouse
- Living with a significant other or partner
- Living with parents or other family members
- Living with roommates or friends
- Living alone

MAR1: Are you single, married, living with a life partner, divorced or widowed?

- _Single
- _Married
- _Living with a life partner
- _Divorced
- _Widowed

Our categories reflect the current times, in particular, one of our target populations, Millennials, are known to be returning home to live with their parents. They may also be living within roommates. Therefore, these categories reflect more current living situations not found in MAR1.

QUESTION 22

22. What was your total household income before taxes in 2015?

- Less than \$25,000
- \$25,000 to \$49,999
- \$50,000 to \$74,999
- \$75,000 to \$99,999
- \$100,000 to \$149,999
- \$150,000 or more

INC3: What was your total annual household income before taxes in [YEAR]?

- _ Less than \$25,000
- _ \$25,000 - \$49,999
- _ \$50,000 - \$74,999
- _ \$75,000 - \$99,999
- _ \$100,000 - \$150,000
- _ \$150,000 or more

We've changed the second to the last category to keep it consistent with the previous categories (e.g., \$149,999 vs. \$150,000).

QUESTION 23



23. Please indicate the highest level of education that you have completed. (Please select only one.)

- Less than High School
- High School Graduate/GED
- Vocational or Technical School Certificate
- Associate's Degree
- Some College
- Bachelor's Degree
- Graduate degree or professional degree (MA, MS, PhD, JD, MBA, etc.)

Prev

Next

EDU2: Please indicate the highest level of education that you have attained. (Select one)

- _ Less than high school
- _ High School Diploma/GED
- _ Technical school or Associates Degree
- _ Some college
- _ Bachelor's Degree
- _ Master's Degree
- _ Graduate or professional degree (for example, MA, MS, MBA, PhD, MD, JD, or equivalent)

Same as EDU2.

QUESTION 24

Access Preferences



24. Are you of Hispanic or Latino origin or descent?

- No, not Hispanic or Latino
- Yes, Hispanic or Latino

Prev

Next

Powered by



See how easy it is to [create a survey](#).

ETHNIC1: Are you Hispanic or Latino? _Yes _No

ETHNIC3: Ethnicity affiliation:

_ Hispanic or Latino

_ Not Hispanic or Latino

ETHNIC4: What ethnicity do you consider yourself?

(please mark one)

_ Hispanic or Latino

_ Not Hispanic or Latino

This question is very similar to ETHNIC1. Some additional words were added for clarity and proper English.

QUESTION 25

Access Preferences



25. With which racial group(s) do you most closely identify? (Please select one or more.)

- White
- Black or/African American
- Asian
- Native Hawaiian or other Pacific Islander
- American Indian/or Alaska Native

Prev

Next

RACE1: With which racial group(s) do you most closely identify? (please select one or more)

_American Indian/ Alaska Native

_Asian

_Black/ African American

_Native Hawaiian or other Pacific Islander

_White

_Refused

The survey is designed to randomly rotate the potential responses. Therefore, the order may be different than that shown in RACE1. We were told since it was specified in the Introduction that one does not have to answer any of the questions, we should eliminate "Refused."

QUESTION 26

Access Preferences

n/a



26. Please share with us any additional comments.

Prev

Next

Powered by
 SurveyMonkey®
See how easy it is to [create a survey](#).

There is no question in the Compendium of Questions like this. However, adding this question does not add additional burden, as the respondent instead can provide us with feedback regarding any issues or burden that was caused as a result of the survey.