

Attachment B - - American Community Survey Internet Screen Capture Guide (2015)

ACS-400C

January 2015

American Community Survey

Internet Data Collection Instrument Screen Capture Guide

How to Use This Guide

This document contains copies of screens respondents will see in the ACS Internet Questionnaire. You can use this guide as a reference when talking to respondents.

On the next page, you will see a table of contents that contains links rather than page numbers. Because you will be using this guide on your computer, this format will allow you to use **Ctrl + Click** on a page name and navigate directly to that page. Most of the screen capture names are the same as the page names in the instrument. Respondents can provide the page names to you from the URL in the address bar of their browsers. For example, the question for the type of unit at the sample address (e.g., mobile home, single family home detached from any other homes, etc.) is “typeofunit” in the Internet questionnaire. If respondents are on this screen, the address bar will display, “https://respond.census.gov/acs/typeofunit.”

Some screens may change text and appearance depending on the situation or makeup of the household. For example, the “pselect” screen asks respondents to choose the person for whom they will answer questions next. If only one person remains on the roster, the text displays differently than if multiple names are available. A second screen capture for the “pselect” screen reads “pselect (one person left on roster).”

[Table of Contents](#)

[login](#)

[return login](#)

[address](#)

[later2 \(wrong address\)](#)

[liveu](#)

[live](#)

[business](#)

[thankyoubusiness](#)

[pin](#)

[resp_name](#)

[roster_a](#)

[roster_b](#)

[add_1](#)

[roster_c](#)

[add_2](#)

[away_now](#)

[remove_one](#)

[another_home](#)

[another_home_who](#)

[more_than_2](#)

[roster_check](#)

[roster_check \(no one on roster\)](#)

[ref_per](#)

[relationship](#)

[Return to Top](#)

sex
dateofbirth
hispanic
race
typeofunit
yearbuilt
whenmovedin
acres
agrsales
busonprop
rooms
facilities
compuse
netaccess
netsub
vehicles
heatingfuel
elecpay
elecamt
elecinc
gasuse
gaspay
gasamt
gasinc
waterpay
wateramt
waterinc
ofueluse
ofuelpay
ofuelamt
ofuelinc
foodstamps

condo

condofee

condofeeamt

tenure

monthrent

meals

propvalue

taxes

propinsurance

mortgage

mortgageamt

mortgagetax

mortgageinsurance

2ndmortgage

2ndmortgageamt

mobilehometax

hunitstatus (if vacant)

pselect

pselect (one person left on roster)

placeofbirth

citizenship

yearofentry

attendschool

whatgrade

highestlevel

fieldofdegree

ancestry

language

whatlanguage

englishprof

residencelastyear

addresslastyear

insurance

blind

difficultyconcent

difficultywalk

difficultydress

difficultyerrand

marriedstatus

pmarried

divorce

numberofmarriages

birth

grandchildrenhome

grandparentsresp

lengthofresp

veteranstat

periodofservice

vadisability

disabilityrate

worklastweek

anyworklastweek

worklocal

transporttowork

numberofriders

timeleftforwork

mintowork

fiftyweekweeks

weeksworked

hoursworked

anywork

layoff

tempabsent

recalltowork

[Return to Top](#)

activelookforwork

couldwork

lastworked

lastworked help

Employeetype

employer

militaryemployer

typeofbusiness

businessclass

typeofwork

duties

wages

wagesamt

selfemp

selfempamt

interest

interestamt

socialsecurity

socialsecurityamt

ssi

ssiamt

publicasst

publicasstamt

retirement

retirementamt

otherincome

otherincomeamt

totalincome

vrfyincome

estincome

finishedperson

presummary

[Return to Top](#)

[summary](#)

[housing \(review and edit\)](#)

[person \(review and edit\)](#)

[change answer from review and edit](#)

[new item on review and edit](#)

[save](#)

[welcomeback](#)

[security](#)

[instructions](#)

[FAQs](#)

[contactus](#)

[finalize](#)

[completed](#)

[document_accessibility](#)

[privacy](#)

|


|

|

|

|

login



U.S. Department of Commerce | Economic and Statistics Administration


American Community Survey

Welcome to the American Community Survey. You will need the materials we mailed to you to start the survey.

All the information that you provide will remain completely confidential.

[Para completar en español, oprima aquí.](#)

Please Log In



ACS 999 999 999 99 999 9999 99
SEQ999-99999
#####-####

TO THE RESIDENT OF:
101 Main Street
Anytown, MD 20000

➔ Enter the 10-digit User ID found below the barcode on the materials we mailed to you.

User ID: -

The Census Bureau estimates that, for the average household, this survey will take 40 minutes to complete, including the time for reviewing the instructions and answers. You may email comments regarding this burden estimate or any other aspect of this collection of information, including suggestions for reducing burden, to: Paperwork@census.gov. Use "Paperwork Project 0607-0810, 0607-0936" as the subject. Or you may send comments to: Paperwork Project 0607-0810, 0607-0936, U.S. Census Bureau, 4600 Silver Hill Road, AMSD - 3K138, Washington, D.C. 20233.

Respondents are not required to respond to any information collection unless it displays a valid approval number from the Office of Management and Budget. The 8-digit number appears in the left side of the green bar at the bottom of the survey screen.

**** WARNING ****

You have accessed a UNITED STATES GOVERNMENT computer. Use of this computer without authorization or for purposes for which authorization has not been extended is a violation of Federal law and can be punished with fines or imprisonment (PUBLIC LAW 99-474). System usage may be monitored, recorded, and subject to audit. Any information you enter into this system may be used by the Census Bureau for statistical purposes, including but not limited to improving the efficiency of our data collection programs. For information regarding the use of this system, and how your privacy is protected, visit our online privacy webpage at http://www.census.gov/privacy/privacy_policy/. Use of this system indicates consent to the collection, monitoring, recording, and use of information provided inside this system.

OMB Numbers: 0607-0810, 0607-0936


Approvals Expire: 06/30/2016, 12/31/2015

[Accessibility](#) [Privacy](#) [Security](#)

[Return to Top](#)

return login

The URL address name respondents see is still "login" as the previous screen name. This screen asks for a PIN when users left the survey previously and are coming back to access their account.



American Community Survey


U.S. Department of Commerce | Economic and Statistics Administration

Welcome to the American Community Survey. You will need the materials we mailed to you to start the survey.

All the information that you provide will remain completely confidential.

[Para completar en español, oprima aquí.](#)

Please Log In



ACS 999 999 999 99 999 9999 99
SEQ999-99999

TO THE RESIDENT OF:
101 Main Street
Anytown, MD 20000

Example User ID

➔ Enter the 10-digit User ID found below the barcode on the materials we mailed to you.

User ID: -

➔ Enter the 4-digit PIN we gave you the first time you entered the survey.

PIN:

The Census Bureau estimates that, for the average household, this survey will take 40 minutes to complete, including the time for reviewing the instructions and answers. You may email comments regarding this burden estimate or any other aspect of this collection of information, including suggestions for reducing burden, to: Paperwork@census.gov. Use "Paperwork Project 0607-0810, 0607-0936" as the subject. Or you may send comments to: Paperwork Project 0607-0810, 0607-0936, U.S. Census Bureau, 4600 Silver Hill Road, AMSD - 3K138, Washington, D.C. 20233.

Respondents are not required to respond to any information collection unless it displays a valid approval number from the Office of Management and Budget. The 8-digit number appears in the left side of the green bar at the bottom of the survey screen.

**** WARNING ****

You have accessed a UNITED STATES GOVERNMENT computer. Use of this computer without authorization or for purposes for which authorization has not been extended is a violation of Federal law and can be punished with fines or imprisonment (PUBLIC LAW 99-474). System usage may be monitored, recorded, and subject to audit. Any information you enter into this system may be used by the Census Bureau for statistical purposes, including but not limited to improving the efficiency of our data collection programs. For information regarding the use of this system, and how your privacy is protected, visit our online privacy webpage at http://www.census.gov/privacy/privacy_policy/. Use of this system indicates consent to the

[Return to Top](#)

address

**United States™
Census
Bureau**

American Community Survey

[Instructions](#) [FAQs](#) [Save & Logout](#)

➔ Are you completing the American Community Survey for:


2433 MAIN ST
ANY TOWN, MD 03631 ?

Yes
 No

[Next >>](#)

[Contact Us](#)
[Accessibility](#) [Privacy](#) [Security](#)

later2 (wrong address)



American Community Survey

[Instructions](#)

[FAQs](#)

[Save & Logout](#)

➔ The Census Bureau needs to collect information about:

2433 MAIN ST
ANY TOWN, MD 03631

Because you indicated that you are not completing the American Community Survey for that address, we do not need any further information at this time. You do not have to return the questionnaire to the Census Bureau.

In case we have to contact you at a later date to gather more information, please enter your name and telephone number below.

Thank you.

First Name MI Last Name

Area
Code Number
 - -

<< Previous

Exit Survey

[Contact Us](#)

[Accessibility](#) [Privacy](#) [Security](#)

liveu



American Community Survey

[Instructions](#) [FAQs](#) [Save & Logout](#)

➔ Do YOU live or stay at:
[\(Help\)](#)

2433 MAIN ST
ANY TOWN, MD 03631 ?

Yes
 No

[<< Previous](#) [Next >>](#)

[Contact Us](#)
[Accessibility](#) [Privacy](#) [Security](#)

liveu help

Help

Select "Yes" if you:

- Have been staying at the address for more than two months
- Intend to be at the address for more than two months, but have been there less time than that as of the current date
- Have no other PERMANENT place to stay AND are living or staying there
- Are staying at the address even for a short time
- Are away from the address, but do not plan to be away for more than two months

[Close Window](#)

live

United States™
Census
Bureau

American Community Survey

[Instructions](#)

[FAQs](#)

[Save & Logout](#)

➔ Does anyone live or stay at:
[\(Help\)](#)

2433 MAIN ST
ANY TOWN, MD 03631 ?

Yes
 No

[<< Previous](#)

[Next >>](#)

[Contact Us](#)

[Accessibility](#) [Privacy](#) [Security](#) **live help**

Help

Select "Yes" if:

- Anyone has been staying at the address for more than two months
- Anyone intends to be at the address for more than two months, but has been there less time than that as of the current date
- Anyone lives or stays at the address such as a caretaker or live-in employee
- Someone who has no other PERMANENT place to stay is living or staying there
- Anyone is staying at the address even for a short time
- Someone is away from the address, but does not plan to be away for more than two months

[Close Window](#)

business

**United States™
Census
Bureau**

American Community Survey

[Instructions](#) [FAQs](#) [Save & Logout](#)

➔ **Is the following address a business?**

2433 MAIN ST
ANY TOWN, MD 03631 ?

Yes
 No

[<< Previous](#) [Next >>](#)

[Contact Us](#)
[Accessibility](#) [Privacy](#) [Security](#)

thankyoubusiness



American Community Survey

[Instructions](#) [FAQs](#) [Save & Logout](#)

➔ **Because you said**

**1741 AMORETTI ST
APT 22
ANYTOWN, MD 20832**

**is a business, you do not need to complete the American Community Survey at this time.
You do not have to return the questionnaire to the Census Bureau.**

**In case we have to contact you at a later date to gather more information, please enter
your name and telephone number below.**

Thank you. [\(Help\)](#)

First Name MI Last Name

Area
Code Number
 - -

[<< Previous](#) [Exit Survey](#)

[Contact Us](#)
[Accessibility](#) [Privacy](#) [Security](#)

thankyoubusiness help

Why We Ask?

We ask for a name and phone number in case we need to contact someone to ask about incomplete or missing survey information.

[Close Window](#)

pin

The screenshot shows the American Community Survey PIN page. At the top left is the United States Census Bureau logo. The main title is 'American Community Survey'. Below the title are three navigation links: 'Instructions', 'FAQs', and 'Save & Logout'. The main content area contains two bullet points with right-pointing arrows, explaining the purpose of the PIN and session timeout rules. The PIN '5268' is displayed in red. A warning message states that the PIN cannot be reset. A 'Next >>' button is located below the warning. At the bottom right, there are links for 'Contact Us', 'Accessibility', 'Privacy', and 'Security'.

United States
Census
Bureau

American Community Survey

[Instructions](#) [FAQs](#) [Save & Logout](#)

- ➔ Please make note of the PIN below.
- ➔ It will allow you to log back into the survey if the session times out or you need to stop and come back later. The session will time out if left idle for more than 15 minutes. This survey will take approximately 40 minutes to complete.

PIN: 5268

For your security, we will not be able to reset the PIN if lost or forgotten.

[Next >>](#)

[Contact Us](#)
[Accessibility](#) [Privacy](#) [Security](#)

resp_name

United States[™]
Census
Bureau

American Community Survey

[Instructions](#) [FAQs](#) [Save & Logout](#)

➔ **What is your name and your telephone number?** We may contact you if there is a question.
[\(Help\)](#)

First Name MI Last Name

Area
Code Number
 - -

[Next >>](#)

[Contact Us](#)
[Accessibility](#) [Privacy](#) [Security](#)

resp_name help

Why We Ask?


We ask for a respondent's name in case we need to contact someone to ask about incomplete or missing survey information.

Help

- Names and phone numbers are kept confidential.
- Providing a name helps eliminate confusion as you proceed through the interview to know about whom questions are being asked.
- The phone number you provide will be used to contact you only if we have questions about any of your responses.

[Close Window](#)

roster_a



American Community Survey

[Instructions](#)

[FAQs](#)

[Save & Logout](#)

➔ The following questions are about everyone who is living or staying at 23319 NE UNION HILL RD.

First, create a list of people. Enter one person on each line. Leave any extra lines blank. Enter names until you have listed everyone who lives or stays there, then click Next. [\(Help\)](#)

| First Name | MI | Last Name |
|----------------------|----------------------|----------------------|
| <input type="text"/> | <input type="text"/> | <input type="text"/> |
| <input type="text"/> | <input type="text"/> | <input type="text"/> |
| <input type="text"/> | <input type="text"/> | <input type="text"/> |
| <input type="text"/> | <input type="text"/> | <input type="text"/> |

[Click here to add more people](#)

<< Previous

Next >>

[Contact Us](#)

[Accessibility](#) [Privacy](#) [Security](#)

roster_a help

Why We Ask?

We request names of everyone living in the household to make it easier for you to keep track of each person's information when completing the survey.

Help

Create a list of everyone who is living or staying at this address. You can list up to 20 people.


Do Include yourself and everyone else who is living or staying there.

Do NOT Include anyone who lives separately from you in the same building/structure if they have direct access from the outside or through a common hall.

If a person has a suffix on their name, such as "Jr." or "Sr." enter it into the last name field.

[Close Window](#)

roster_b



American Community Survey

[Instructions](#)

[FAQs](#)

[Save & Logout](#)

➔ The following questions are to make sure this list is as complete as possible.

Other than the people listed below, does ANYONE ELSE live or stay there? [\(Help\)](#)

For example, roommates, foster children, boarders, or live-in employees.

John E Doe

Jane P Doe

Yes

No

[<< Previous](#)

[Next >>](#)

[Contact Us](#)

[Accessibility](#) [Privacy](#) [Security](#)

roster_b help

Why We Ask?

We ask a series of specific questions about who lives or stays at an address to make sure everyone is included in the list and the list is complete based on the Census Bureau's definition of "live or stay."

Help


This question is asked to make sure you included all the people living or staying there. The examples presented in the question are some types of people that are often forgotten. Consider these, and other, types of people.

Select "Yes" to report more people, who live or stay there, that you have not yet listed.

Select "No" if you have already reported everyone who lives or stays there.

[Close Window](#)

add_1



American Community Survey

[Instructions](#)

[FAQs](#)

[Save & Logout](#)

➔ The following questions are to make sure this list is as complete as possible.

Other than the people listed below, does **ANYONE ELSE** live or stay there? ([Help](#))

For example, roommates, foster children, boarders, or live-in employees.

John E Doe

Jane P Doe

Yes

No

➔ **Enter the names and then click Next.** Do not include anyone already on the list above. ([Help](#))

| First Name | MI | Last Name |
|----------------------|----------------------|----------------------|
| <input type="text"/> | <input type="text"/> | <input type="text"/> |
| <input type="text"/> | <input type="text"/> | <input type="text"/> |
| <input type="text"/> | <input type="text"/> | <input type="text"/> |

[Click here to add more people](#)

<< Previous

Next >>

[Contact Us](#)

[Accessibility](#) [Privacy](#) [Security](#)

add_1 help

Why We Ask?


We ask a series of specific questions about who lives or stays at an address to make sure everyone is included in the list and the list is complete based on the Census Bureau's definition of "live or stay."

Help

Continue creating a list of everyone who is living or staying at this address. The names you report here will be added to the list of people you have already provided.

[Close Window](#)

roster_c



American Community Survey

[Instructions](#)

[FAQs](#)

[Save & Logout](#)

➔ Other than the people listed below, is there **ANYONE ELSE** staying there even for a short time? [\(Help\)](#)

For example, a friend or relative. Do not include overnight or weekend guests who have a residence somewhere else.

John E Doe
Jane P Doe
Jim E Doe

Yes
 No

<< Previous

Next >>

[Contact Us](#)

[Accessibility](#) [Privacy](#) [Security](#)

roster_c help

Why We Ask?

We ask a series of specific questions about who lives or stays at an address to make sure everyone is included in the list and the list is complete based on the Census Bureau's definition of "live or stay."

Help

Select "Yes" to report more people you have not listed yet. Consider:

- Anyone who is staying there even for a short time, even if you are unsure whether that person should be included
- Anyone whose length of stay is uncertain, for example, a friend that is staying there while going through a personal crisis
- Anyone who has no permanent place to stay

Select "No" if you have already reported everyone who is staying there. You do not need to consider anyone who is **ONLY** staying overnight or for the weekend **AND** has a residence somewhere else.

[Close Window](#)

add_2

United States™
Census
Bureau

American Community Survey

[Instructions](#) [FAQs](#) [Save & Logout](#)

➔ **Other than the people listed below, is there ANYONE ELSE staying there even for a short time?** [\(Help\)](#)

For example, a friend or relative. Do not include overnight or weekend guests who have a residence somewhere else.

John E Doe
Jane P Doe
Jim E Doe

Yes
 No

➔ **Enter the names and then click Next.** *Do not include anyone already on the list above.* [\(Help\)](#)

| First Name | MI | Last Name |
|----------------------|----------------------|----------------------|
| <input type="text"/> | <input type="text"/> | <input type="text"/> |
| <input type="text"/> | <input type="text"/> | <input type="text"/> |
| <input type="text"/> | <input type="text"/> | <input type="text"/> |

[Click here to add more people](#)

[Contact Us](#)
[Accessibility](#) [Privacy](#) [Security](#)

add_2 help

Why We Ask?

We ask a series of specific questions about who lives or stays at an address to make sure everyone is included in the list and the list is complete based on the Census Bureau's definition of "live or stay."

Help

Continue creating a list of everyone who is living or staying at this address. The names you report here will be added to the list of people you have already provided.

Do Include:

- Anyone who is staying there even for a short time, even if you are unsure whether that person should be included
- Anyone whose length of stay is uncertain, for example, a friend that is staying there while going through a personal crisis
- Anyone who has no permanent place to stay

Do NOT Include:

- Anyone who is only staying overnight or for the weekend AND has a residence somewhere else

[Close Window](#)

away_now

**United States™
Census
Bureau**

American Community Survey

[Instructions](#) [FAQs](#) [Save & Logout](#)

➔ Are any of these people listed below away NOW for more than two months, like a college student living away at school or a member of the armed forces personnel living away? [\(Help\)](#)

JOHN E DOE
JANE P DOE
JIM E DOE

Yes
 No

[<< Previous](#) [Next >>](#)

[Contact Us](#)
[Accessibility](#) [Privacy](#) [Security](#)

away_now help

Why We Ask?

We ask a series of specific questions about who lives or stays at an address to make sure everyone is included in the list and the list is complete based on the Census Bureau's definition of "live or stay."

Help

Selecting "Yes" will take you to another screen where you can select which people are away now for more than two months.

By "away now for more than two months," we mean that a person:

- Has already been away for more than two months
- Is planning to be away for more than two months, but has been away only a short amount of time so far

Select "Yes" if anyone on this list:

- Is a college student and is living away at school for more than two months, either in on-campus or off-campus housing
- Is in the armed forces and is living away for more than two months, for example someone who is living in the barracks or who is deployed overseas
- Is away now for more than two months for any other reason, for example someone who is in jail or living in a rehabilitation facility, nursing home, or traveling in a circus

Select "No" if:

- Everyone on this list is there now
- The people who are away now do NOT plan to be away for more than two months
- The only people staying away now for more than two months are children in boarding school or summer camp

[Close Window](#)

[Return to Top](#)

remove_one



American Community Survey

[Instructions](#) [FAQs](#) [Save & Logout](#)

➔ Select the name(s) of anyone who is away NOW for more than two months. [\(Help\)](#)

- John E Doe
- Jane P Doe
- Jim E Doe
- No one on this list is away NOW for more than two months

[<< Previous](#) [Next >>](#)

[Contact Us](#)
[Accessibility](#) [Privacy](#) [Security](#)

remove_one help

Why We Ask?

We ask a series of specific questions about who lives or stays at an address to make sure everyone is included in the list and the list is complete based on the Census Bureau's definition of "live or stay."

Help

By "away now for more than two months," we mean that a person:

- Has already been away for more than two months
- Is planning to be away for more than two months, but has been away only a short amount of time so far

Do Select anyone who is:

- A college student and is living away at school for more than two months, either in on-campus or off-campus housing
- In the armed forces and is living away for more than two months, for example someone who is living in the barracks or who is deployed overseas
- Away now for more than two months for any other reason, for example someone who is in jail or living in a rehabilitation facility, nursing home, or traveling in a circus

Do NOT Select anyone who is:

- There now
- Away now, but who is not planning to be away for more than two months
- A child in boarding school or summer camp, even if he or she is away now for more than two months

[Close Window](#)

another_home

United States™
Census
Bureau

American Community Survey

[Instructions](#) [FAQs](#) [Save & Logout](#)

➔ Do any of these people listed below have some other place where they usually stay?
[\(Help\)](#)

John E Doe
Jane P Doe
Jim E Doe

Yes
 No

[<< Previous](#) [Next >>](#)

[Contact Us](#)
[Accessibility](#) [Privacy](#) [Security](#)

another_home help

Why We Ask?

We ask a series of specific questions about who lives or stays at an address to make sure everyone is included in the list and the list is complete based on the Census Bureau's definition of "live or stay."

Help

Selecting "Yes" will take you to another screen where you can select which people have another place where they usually stay.

Select "Yes" if anyone on this list:

- Is a child in shared custody
- Stays at another residence part of the time to be closer to work
- Has another place to stay or live, like a vacation or seasonal home
- Has another place to stay or live for any other reason

Select "No" if:

- No one on this list has another place to live or stay
- The only person who has another place to stay is a child in boarding school or summer camp

[Close Window](#)

another_home_who



American Community Survey

[Instructions](#)

[FAQs](#)

[Save & Logout](#)

➔ **Select the name(s) of anyone who has another place where they usually stay. [\(Help\)](#)**

- John E Doe
- Jane P Doe
- Jim E Doe
- No one on this list has another place where they usually stay

<< Previous

Next >>

[Contact Us](#)

[Accessibility](#) [Privacy](#) [Security](#)

another_home_who help

Why We Ask?

We ask a series of specific questions about who lives or stays at an address to make sure everyone is included in the list and the list is complete based on the Census Bureau's definition of "live or stay."

Help

Select the names of anyone who has another place to live or stay.

Do Select:

- College students on this list who are living away at school for more than two months, either in on-campus or off-campus housing
- Armed forces personnel who are living away for more than two months, for example someone who is living in the barracks or who is deployed overseas
- Children in shared custody who are NOT staying there right now
- Anyone who stays somewhere else part of the week to be closer to work if this address IS the place that is closer to work
- Anyone who has another place to stay or live, like a vacation or seasonal home
- Anyone who has another place to stay or live for any other reason

Do NOT Select:

- People on this list if they live there and have no other place where they live or stay
- Children in shared custody who ARE staying there right now
- Children who live at boarding school or summer camp
- Anyone who stays somewhere else part of the week to be closer to work if this address is NOT the place that is closer to work

[Close Window](#)

[Return to Top](#)

more_than_2



American Community Survey

[Instructions](#) [FAQs](#) [Save & Logout](#)

➔ Is Jim E Doe staying at 23319 NE UNION HILL RD for MORE than two months? [\(Help\)](#)

Yes
 No

[<< Previous](#) [Next >>](#)

[Contact Us](#)
[Accessibility](#) [Privacy](#) [Security](#)

more_than_2 help

Why We Ask?

We ask a series of specific questions about who lives or stays at an address to make sure everyone is included in the list and the list is complete based on the Census Bureau's definition of "live or stay."

Help

Please determine whether this person is staying there for MORE than two months. If they have been there, or intend to be there, for more than two months then select "Yes".

Select "Yes" if this person:

- Has been there for more than two months
- Intends to be there for more than two months, but has been there less time than that as of today

Also, select "Yes" if this person has not been there for more than 2 months BUT:

- Lives away to be closer to work and this is the place where he or she lives when he or she is NOT at work
- Is a boarding school student or a child in summer camp
- Is a child in shared custody and IS staying there now

Select "No" if this person:

- Has not stayed there, and does not intend to stay there, for more than two months

Also, select "No" if this person:

- Lives away to be closer to work and this is the place where he or she lives when he or she IS at work
- Is a child in shared custody and is NOT staying there now

This question helps the Census Bureau determine which people will be asked additional questions for this survey.

[Close Window](#)

roster_check



American Community Survey

[Instructions](#)

[FAQs](#)

[Save & Logout](#)

➔ Thank you for your answers so far. The rest of the survey will only ask about the following people:

[\(Help\)](#)

John E Doe
Jane P Doe
Jim E Doe

Click Next to continue.

<< Previous

Next >>

[Contact Us](#)

[Accessibility](#) [Privacy](#) [Security](#)

roster_check help

Why We Ask?

This screen allows the respondent to review the list of people living or staying at an address to make sure it is correct based on the Census Bureau's definition.

Help

These are the people who we need to collect data for today.

Some of the people you told us about in previous questions might not have been eligible for this survey. Those people will no longer appear in the list of people you created.

The rest of the survey questions will only ask about the people on this final list. In addition, the survey will also collect information about the housing unit where these people live.

[Close Window](#)

roster_check (no one on roster)



American Community Survey

[Instructions](#) [FAQs](#) [Save & Logout](#)

➔ **Since no one is staying here for more than two months, you will not be asked any further questions about the people staying in this unit. However, you will be asked some basic questions about the housing unit.**

Click Next to continue.

[<< Previous](#) [Next >>](#)

[Contact Us](#)
[Accessibility](#) [Privacy](#) [Security](#)

ref_per

| United States Census Bureau | | American Community Survey | |
|--|------|---------------------------|--|
| Instructions | FAQs | Save & Logout | Where You Are |
| <p>➔ Of the people listed, who owns or rents this place? <i>If the person who owns or pays rent on this place does NOT live here, choose any adult living or staying here.</i></p> <p><input type="checkbox"/> John E Doe <input type="checkbox"/> Jane P Doe <input type="checkbox"/> Jim E Doe</p> <p>Next >></p> | | | <p>Basic Info</p> <p>Housing Questions</p> <p>Person Info</p> |
| | | | <p>Contact Us</p> |
| <p>Accessibility Privacy Security</p> | | | |

relationship

| United States™ Census Bureau | | American Community Survey | |
|---|------|---------------------------|---|
| Instructions | FAQs | Save & Logout | Where You Are |
| <p>2 How is Jane P Doe related to John E Doe? (Help)</p> <ul style="list-style-type: none"> <input type="radio"/> Husband or wife <input type="radio"/> Biological son or daughter <input type="radio"/> Adopted son or daughter <input type="radio"/> Stepson or stepdaughter <input type="radio"/> Brother or sister <input type="radio"/> Father or mother <input type="radio"/> Grandchild <input type="radio"/> Parent-in-law <input type="radio"/> Son-in-law or daughter-in-law <input type="radio"/> Other relative <input type="radio"/> Roomer or boarder <input type="radio"/> Housemate or roommate <input type="radio"/> Unmarried partner <input type="radio"/> Foster child <input type="radio"/> Other nonrelative <p> <input type="button" value=" << Previous"/> <input type="button" value=" Next >>"/> </p> | | | <p>Basic Info</p> <p>Housing Questions</p> <p>Person Info</p> |
| | | | <p>Contact Us</p> <p>Accessibility Privacy Security</p> |

relationship help

Why We Ask?

We ask this question about a person's relationship to the householder to classify the population into families and other groups, which provides an essential look at the composition of American households. This information is used to allocate funds and plan services, including education, health, and emergency planning.

Help

| Category: | Definition: |
|-----------------------|---|
| Other relative | <ul style="list-style-type: none"> • Related by birth, marriage, or adoption, but NOT one of the options listed • For example, niece or nephew |
| Roomer or boarder | Occupies room(s) AND makes cash or non-cash payment(s) |
| Housemate or roommate | 15 years old or over AND shares living quarters primarily to share expenses BUT does not share a close personal relationship |
| Unmarried partner | Shares close personal relationship, such as domestic partner |
| Foster child | Under the age of 21 AND involved in the formal foster care system |
| Other nonrelative | Not related AND not one of the options listed |

[Close Window](#)

sex

[Return to Top](#)



American Community Survey

[Instructions](#)

[FAQs](#)

[Save & Logout](#)

3 What is John E Doe's sex? ([Help](#))

- Male
- Female

[<< Previous](#)

[Next >>](#)

Where You Are

Basic Info

Housing Questions

Person Info

[Contact Us](#)

[Accessibility](#) [Privacy](#) [Security](#)

sex help

Help

Select one response to indicate this person's biological sex

[Close Window](#)

dateofbirth

United States™
Census
Bureau

American Community Survey

[Instructions](#) [FAQs](#) [Save & Logout](#)

4 What is John E Doe's date of birth and what is John E Doe's age? ([Help](#))

Month Day Year

Verify or enter correct age. *Please report babies as age 0 when the child is less than 1 year old.*

Age (in years)

[<< Previous](#) [Next >>](#)

Where You Are

- Basic Info
- Housing Questions
- Person Info

[Contact Us](#)

[Accessibility](#) [Privacy](#) [Security](#)

dateofbirth help

Why We Ask?

We ask questions regarding a person's age and date of birth so that federal, state, and local governments can assess population change over time to address society's changing needs. Age statistics are widely used in planning and evaluating government programs and policies that provide funds or services for children, working-age adults, or the older population, including health services, veteran benefits, and education.

Help

This question consists of two parts: the first part asks for the date of birth, and the second part asks for the age of the person.

Date of Birth

- If you know the date of birth, enter it. The person's age will be automatically calculated.
- If you do not know the exact date of birth, enter as much as you know.
- If you do not know the date of birth at all, leave it blank and fill in the person's age.

Age

Enter the person's age. If you do not know the exact age, please estimate. For babies who are not yet one year old, enter "0."

[Close Window](#)

hispanic

| | | |
|--|------------------------------------|--|
|  | <h1>American Community Survey</h1> | |
| Instructions | FAQs | Save & Logout |
| <p>5 Is John E Doe of Hispanic, Latino, or Spanish origin? (Help)</p> <p> <input type="checkbox"/> No, not of Hispanic, Latino, or Spanish origin <input type="checkbox"/> Yes, Mexican, Mexican Am., Chicano <input type="checkbox"/> Yes, Puerto Rican <input type="checkbox"/> Yes, Cuban <input type="checkbox"/> Yes, another Hispanic, Latino, or Spanish origin - <i>Enter origin, for example, Argentinean, Colombian, Dominican, Nicaraguan, Salvadoran, Spaniard, and so on.</i> <input type="text"/> </p> <p> <input data-bbox="233 889 487 943" type="button" value=" << Previous "/> <input data-bbox="522 889 777 943" type="button" value=" Next >> "/> </p> | | <p>Where You Are</p> <p>Basic Info</p> <p>Housing Questions</p> <p>Person Info</p> |
| | | Contact Us |
| | | Accessibility Privacy Security |

hispanic help

Why We Ask?

We ask this question to provide information about the Hispanic, Latino and Spanish community. These statistics are used to understand the needs and characteristics so as to better serve the community.

Help

| If: | Then: |
|--|---|
| Not of Hispanic, Latino, or Spanish origin | Select "No, not of Hispanic, Latino, or Spanish origin" |
| Mexican, Mexican American, or Chicano | Select "Yes, Mexican, Mexican Am., Chicano" |
| Puerto Rican | Select "Yes, Puerto Rican" |
| Cuban | Select "Yes, Cuban" |
| Another Hispanic, Latino, or Spanish origin, for example, Argentinean, Colombian, Dominican, Nicaraguan, Salvadoran, Spaniard, and so on | Select "Yes, another Hispanic, Latino, or Spanish origin" AND enter the name of the specific origin |

[Close Window](#)

[Return to Top](#)

race

| United States [™] Census Bureau | | American Community Survey | |
|---|------|---------------------------|---|
| Instructions | FAQs | Save & Logout | Where You Are |
| <p>6 What is John E Doe's race? Select one or more boxes. For this survey, Hispanic origins are not races. (Help)</p> <p><input type="checkbox"/> White</p> <p><input type="checkbox"/> Black or African Am.</p> <p><input type="checkbox"/> American Indian or Alaska Native - Enter name of enrolled or principal tribe. <input type="text"/></p> <p><input type="checkbox"/> Asian Indian</p> <p><input type="checkbox"/> Chinese</p> <p><input type="checkbox"/> Filipino</p> <p><input type="checkbox"/> Japanese</p> <p><input type="checkbox"/> Korean</p> <p><input type="checkbox"/> Vietnamese</p> <p><input type="checkbox"/> Other Asian - Enter race, for example, Hmong, Laotian, Thai, Pakistani, Cambodian, and so on. <input type="text"/></p> <p><input type="checkbox"/> Native Hawaiian</p> <p><input type="checkbox"/> Guamanian or Chamorro</p> <p><input type="checkbox"/> Samoan</p> <p><input type="checkbox"/> Other Pacific Islander - Enter race, for example, Fijian, Tongan, and so on. <input type="text"/></p> <p><input type="checkbox"/> Some other race - Enter race. <input type="text"/></p> <p><input style="display: inline-block; margin-right: 10px;" type="button" value=" << Previous "/> <input style="display: inline-block;" type="button" value=" Next >> "/></p> | | | <p>Basic Info</p> <p>Housing Questions</p> <p>Person Info</p> |
| | | | <p>Contact Us</p> <p>Accessibility Privacy Security</p> |

race help

Why We Ask?

We ask questions about race because these statistics are critical factors in the basic research behind numerous policies, particularly for civil rights. Race estimates are also used to promote equal employment opportunities and to address racial disparities in health and environmental risks.

Help

- Please answer BOTH the question about Hispanic origin AND the question about race. For this survey, Hispanic origins are not races.
- People who identify their origin as Hispanic, Latino, or Spanish may be of any race.
- The concept of race, as used by the Census Bureau, reflects self-identification by individuals according to the race or races with which they identify. The federal government treats Hispanic origin and race as separate and distinct concepts.
- You may select one or more races.
- If you select the "American Indian or Alaska Native" box, enter the name of the person's enrolled or principal tribe(s) in the space provided (for example, Navajo Nation, Blackfeet Tribe, Muscogee (Creek) Nation, Mayan, Doyon, Native Village of Barrow Inupiat Traditional Government, and so on).
- If you select the "Other Asian" box, enter the name of the specific Asian group(s) in the space provided (for example, Pakistani, Cambodian, Hmong, Thai, Laotian, Bangladeshi, and so on).
- If you select the "Other Pacific Islander" box, enter the name of the specific Pacific Islander group(s) in the space provided (for example, Tongan, Fijian, Marshallese, Palauan, Tahitian, Papua New Guinean, and so on).
- If you select the "Some other race" box, enter the name of the specific group(s) in the space provided.

[Close Window](#)

typeofunit

| United States Census Bureau | | American Community Survey | |
|--|------|---------------------------|---|
| Instructions | FAQs | Save & Logout | Where You Are |
| <p>➔ Please answer the following questions about the house, apartment, or mobile home at:</p> <p>23319 NE UNION HILL RD REDMOND, WA 98053</p> <p>1 Which best describes this building? <i>Include all apartments, flats, etc., even if vacant.</i> (Help)</p> <ul style="list-style-type: none"> <input type="radio"/> A mobile home <input type="radio"/> A one-family house detached from any other house <input type="radio"/> A one-family house attached to one or more houses <input type="radio"/> A building with 2 apartments <input type="radio"/> A building with 3 or 4 apartments <input type="radio"/> A building with 5 to 9 apartments <input type="radio"/> A building with 10 to 19 apartments <input type="radio"/> A building with 20 to 49 apartments <input type="radio"/> A building with 50 or more apartments <input type="radio"/> Boat, RV, van, etc. <p><< Previous Next >></p> | | | <p>Basic Info</p> <p>Housing Questions</p> <p>Person Info</p> |
| | | | <p>Contact Us</p> <p>Accessibility Privacy Security</p> |

typeofunit help**Help**

| If: | Then select: |
|---|---|
| <ul style="list-style-type: none"> • Towable RV (e.g., travel trailers, fifth-wheel trailers) • Only porch or shed added to mobile home | A mobile home |
| <ul style="list-style-type: none"> • Open space on all sides • House joined only to shed or garage • Mobile home with one or more rooms added or built onto it | A one-family house detached from any other house |
| <ul style="list-style-type: none"> • House joined to another house or building by at least one wall from ground to roof <ul style="list-style-type: none"> • For example, townhouses are a row of houses attached to one another | A one-family house attached to one or more houses |
| <ul style="list-style-type: none"> • Self-propelling RVs • Motor homes | Boat, RV, van, etc. |

To determine number of apartments in building:

- Count both occupied AND vacant units
- Do NOT count stores or office space

[Close Window](#)

yearbuilt


American Community Survey

Instructions
FAQs
Save & Logout

2 About when was this building first built? [\(Help\)](#)

2000 or later - *Specify year*

1990 to 1999

1980 to 1989

1970 to 1979

1960 to 1969

1950 to 1959

1940 to 1949

1939 or earlier

<< Previous
Next >>

Where You Are

Basic Info

Housing Questions

Person Info

[Contact Us](#)

[Accessibility](#) [Privacy](#) [Security](#)

yearbuilt help

Help

- For building → select year original construction was completed, NOT remodeling, additions or conversions
- Boat → select manufactured model year
- Mobile home → select manufactured model year
- If year is not known → provide estimate

[Close Window](#)

whenmovedin



American Community Survey

[Instructions](#) [FAQs](#) [Save & Logout](#)

3 When did John E Doe move into this house?

MM YYYY

[<< Previous](#) [Next >>](#)

Where You Are

- Basic Info
- Housing Questions**
- Person Info

[Contact Us](#)
[Accessibility](#) [Privacy](#) [Security](#)

acres

United States
Census
Bureau

American Community Survey

[Instructions](#) [FAQs](#) [Save & Logout](#)

4 How many acres is this house on? ([Help](#))

Less than 1 acre
 1 to 9.9 acres
 10 or more acres

[<< Previous](#) [Next >>](#)

Where You Are

Basic Info

Housing Questions

Person Info

[Contact Us](#)

[Accessibility](#) [Privacy](#) [Security](#)

acres help

Help

- Only include land someone in this household owns or rents
- Include adjoining land someone in this household rents for the household's use

[Close Window](#)

agrsales

| | | | |
|--|----------------------|--|--|
|  | | <h1>American Community Survey</h1> | |
| Instructions | FAQs | Save & Logout | |
| <p>5 IN THE PAST 12 MONTHS, what were the actual sales of all agricultural products from this property?</p> <p><input type="radio"/> None</p> <p><input type="radio"/> \$1 to \$999</p> <p><input type="radio"/> \$1,000 to \$2,499</p> <p><input type="radio"/> \$2,500 to \$4,999</p> <p><input type="radio"/> \$5,000 to \$9,999</p> <p><input type="radio"/> \$10,000 or more</p> <p><< Previous Next >></p> | | Where You Are | |
| | | Basic Info | |
| | | Housing Questions | |
| | | Person Info | |
| | | Contact Us | |
| | | Accessibility Privacy Security | |

busonprop

| United States™ Census Bureau | | American Community Survey | |
|---|------|---------------------------|---|
| Instructions | FAQs | Save & Logout | Where You Are |
| <p>6 Is there a business (such as a store or barber shop) or a medical office on this property? (Help)</p> <p><input type="radio"/> Yes <input type="radio"/> No</p> <p><< Previous Next >></p> | | | <p>Basic Info</p> <p>Housing Questions</p> <p>Person Info</p> |
| | | | <p>Contact Us</p> <p>Accessibility Privacy Security</p> |

busonprop help**Help**

| Category: | Definition: |
|------------------|---|
| Business | <ul style="list-style-type: none">• Easily recognized from outside, AND• Separate entrance |
| Medical Office | <ul style="list-style-type: none">• Doctor's or dentist's office, AND• Regularly visited by patients |

[Close Window](#)

rooms

| United States™ Census Bureau | | American Community Survey | |
|--|------|---------------------------|---|
| Instructions | FAQs | Save & Logout | Where You Are |
| <p>7 a. How many separate rooms are in this house? <i>Rooms must be separated by built-in archways or walls that extend out at least 6 inches and go from floor to ceiling.</i></p> <ul style="list-style-type: none"> • INCLUDE bedrooms, kitchens, etc. • EXCLUDE bathrooms, porches, balconies, foyers, halls, or unfinished basements. <p>Number of rooms <input type="text"/></p> <p>b. How many of these rooms are bedrooms? <i>Count as bedrooms those rooms you would list if this house were for sale or rent. If this is an efficiency/studio apartment, enter "0". (Help)</i></p> <p>Number of bedrooms <input type="text"/></p> <p><< Previous Next >></p> | | | <p>Basic Info</p> <p>Housing Questions</p> <p>Person Info</p> |
| | | | <p>Contact Us</p> <p>Accessibility Privacy Security</p> |

rooms help

Help

Include all rooms intended to be used as
bedrooms even if used for other purposes

[Close Window](#)

facilities

[Instructions](#)
[FAQs](#)
[Save & Logout](#)
[Where You Are](#)
[Basic Info](#)
[Housing Questions](#)
[Person Info](#)

8 Does this house have —
[\(Help\)](#)

| | Yes | No |
|---|-----------------------|-----------------------|
| a. hot and cold running water? | <input type="radio"/> | <input type="radio"/> |
| b. a flush toilet? | <input type="radio"/> | <input type="radio"/> |
| c. a bathtub or shower? | <input type="radio"/> | <input type="radio"/> |
| d. a sink with a faucet? | <input type="radio"/> | <input type="radio"/> |
| e. a stove or range? | <input type="radio"/> | <input type="radio"/> |
| f. a refrigerator? | <input type="radio"/> | <input type="radio"/> |
| g. telephone service from which you can both make and receive calls? <i>Include cell phones.</i> | <input type="radio"/> | <input type="radio"/> |

[<< Previous](#)
[Next >>](#)
[Contact Us](#)
[Accessibility](#)
[Privacy](#)
[Security](#)

facilities help

Why We Ask?

We ask questions about kitchen and plumbing facilities because federal and local governments need this information to identify areas eligible for housing assistance, rehabilitation loans, and as an indicator of housing quality. Using this information, governments allocate funding for housing subsidies and other programs that help American families afford decent, safe, and sanitary housing.

Help

Hot and cold running water: Even if unit has hot water only part of the time → select "Yes"

Sink with a faucet: If sink is inside the house, apartment or mobile home AND the water can be turned on and off with a faucet → select "Yes"

Stove or range: Portable cooking equipment, including microwaves, hot plates, or camp stoves, is NOT considered a stove or range

Telephone Service:

| If: | Then select: |
|---|--------------|
| <ul style="list-style-type: none"> • A telephone in working order, AND • Someone receives service | Yes |
| <ul style="list-style-type: none"> • Someone has a cell phone that can both make AND receive calls | Yes |
| <ul style="list-style-type: none"> • Service disconnected for nonpayment or other reason | No |

[Close Window](#)

[Return to Top](#)

compuse

American Community Survey

Instructions
FAQs
Save & Logout

9 At this house, do you or any member of this household own or use any of the following computers? *EXCLUDE GPS devices, digital music players, and devices with only limited computing capabilities, for example: household appliances.* [\(Help\)](#)

Where You Are

Basic Info

Housing Questions

Person Info

| | Yes | No |
|---|-----------------------|-----------------------|
| a. Desktop, laptop, netbook, or notebook computer | <input type="radio"/> | <input type="radio"/> |
| b. Handheld computer, smart mobile phone, or other handheld wireless computer | <input type="radio"/> | <input type="radio"/> |
| c. Some other type of computer | <input type="radio"/> | <input type="radio"/> |
| | | |

<< Previous
Next >>

Contact Us

Accessibility Privacy Security

compose help

Why We Ask?

We ask questions about computer and Internet use to measure access to computers and the Internet throughout the country. These statistics are also used to develop measures to help expand broadband access to areas with less connectivity and fund broadband education and support.

Help

- Mark the "Yes" or "No" box for each part of question 9.
- **Do NOT** include devices such as:
 - Portable book readers
 - Internet movie players
 - Portable gaming devices
 - Other devices with limited computing capabilities
- **"Desktop, laptop, netbook, or notebook computers"** are types of computers that operate primarily with a keyboard.
- **"Handheld computer, smart mobile phone, or other handheld wireless computers"** are types of computers that can be used by holding in one hand. Some handheld computers, such as smartphones, are able to make phone calls while others cannot.
- **"Some other types of computers"** are devices with advanced capabilities, such as tablet computers. These devices often feature "touch screen" operations and have applications that allow them to function like a desktop or a laptop computer.

[Close Window](#)

netaccess

| | | | |
|---|----------------------|--|--|
|  | | <h1>American Community Survey</h1> | |
| Instructions | FAQs | Save & Logout | |
| <p>10 At this house, do you or any member of this household access the Internet? (Help)</p> <p><input type="radio"/> Yes, with a subscription to an Internet service <input type="radio"/> Yes, without a subscription to an Internet service <input type="radio"/> No Internet access at this house</p> <p><< Previous Next >></p> | | Where You Are | |
| | | Basic Info | |
| | | Housing Questions | |
| | | Person Info | |
| | | Contact Us | |
| | | Accessibility Privacy Security | |

netaccess help

Why We Ask?


We ask questions about computer and Internet use to measure access to computers and the Internet throughout the country. These statistics are also used to develop measures to help expand broadband access to areas with less connectivity and fund broadband education and support.

Help

| If: | Then select: |
|---|--|
| Access to Internet includes: <ul style="list-style-type: none">• Any service that any member of the household obtains directly through a contract agreement with an Internet service provider, OR• Through payments to a landlord, the government, or someone else | Yes, with a subscription to an Internet service |
| Access to the Internet does NOT require: <ul style="list-style-type: none">• An account, OR• A contract agreement | Yes, without a subscription to an Internet service |

[Close Window](#)

netsub



American Community Survey

Instructions
FAQs
Save & Logout

11 At this house, do you or any member of this household subscribe to the Internet using — [\(Help\)](#)

| | Yes | No |
|--|-----------------------|-----------------------|
| a. Dial-up service? | <input type="radio"/> | <input type="radio"/> |
| b. DSL service? | <input type="radio"/> | <input type="radio"/> |
| c. Cable modem service? | <input type="radio"/> | <input type="radio"/> |
| d. Fiber-optic service? | <input type="radio"/> | <input type="radio"/> |
| e. Mobile broadband plan for a computer or a cell phone? | <input type="radio"/> | <input type="radio"/> |
| f. Satellite Internet service? | <input type="radio"/> | <input type="radio"/> |
| g. Some other service? | <input type="radio"/> | <input type="radio"/> |

<< Previous
Next >>

Where You Are

Basic Info

Housing Questions

Person Info

[Contact Us](#)

[Accessibility](#) [Privacy](#) [Security](#)

netsub help

Why We Ask?

We ask questions about computer and Internet use to measure access to computers and the Internet throughout the country. These statistics are also used to develop measures to help expand broadband access to areas with less connectivity and fund broadband education and support.

Help

| Category: | Definition: |
|----------------------------|--|
| Dial-up service | <ul style="list-style-type: none">• Internet service• Uses a regular telephone line to connect to the Internet |
| DSL service | <ul style="list-style-type: none">• Broadband Internet service• Uses regular telephone line AND• Allows users to be online and use the phone at the same time (unlike dial-up) |
| Cable modem service | <ul style="list-style-type: none">• Broadband Internet service• Uses a cable TV line |
| Fiber-optic service | <ul style="list-style-type: none">• Broadband Internet service• Uses a fiber-optic line |
| Mobile broadband plan | <ul style="list-style-type: none">• Wireless broadband Internet service• Accessed through a portable modem in a computer or cell phone |
| Satellite Internet service | <ul style="list-style-type: none">• Broadband Internet service• Uses a satellite dish |

[Close Window](#)

vehicles

| | | | |
|---|--|--|--|
|  | | <h1>American Community Survey</h1> | |
| Instructions | | FAQs | |
| | | Save & Logout | |
| <p>12 How many automobiles, vans, and trucks of one-ton capacity or less are kept at home for use by members of this household? (Help)</p> <p><input type="radio"/> None <input type="radio"/> 1 <input type="radio"/> 2 <input type="radio"/> 3 <input type="radio"/> 4 <input type="radio"/> 5 <input type="radio"/> 6 or more</p> <p><< Previous Next >></p> | | Where You Are | |
| | | Basic Info | |
| | | Housing Questions | |
| | | Person Info | |
| | | Contact Us | |
| | | Accessibility Privacy Security | |

vehicles help

Why We Ask?

We ask this question about vehicles, in conjunction with the place of work and journey to work questions, to provide information about commuting and road congestion. This information is used to forecast energy consumption and to plan transportation programs, including transportation safety, emergency response, and evacuation procedures.


Help

| If: | Then: |
|---|-------------------------|
| Company cars, vans or SUVs -- such as police cars or taxicabs <ul style="list-style-type: none"> • Regularly kept at home AND • Used by household for nonbusiness purposes | Include in count |
| Company trucks one-ton (2,000 pounds) capacity or less <ul style="list-style-type: none"> • Regularly kept at home AND • Used by household for nonbusiness purposes | Include in count |
| Cars or trucks permanently out of working order | Do NOT include in count |
| Motorcycles | Do NOT include in count |
| Recreational vehicles | Do NOT include in count |

[Close Window](#)

[Return to Top](#)

heatingfuel

| | | |
|--|------------------------------------|--|
|  | <h1>American Community Survey</h1> | |
| Instructions | FAQs | Save & Logout |
| <p>13 Which FUEL is used MOST for heating this house? (Help)</p> | | Where You Are |
| <ul style="list-style-type: none"> <input type="radio"/> Gas: from underground pipes serving the neighborhood <input type="radio"/> Gas: bottled, tank, or LP <input type="radio"/> Electricity <input type="radio"/> Fuel oil, kerosene, etc. <input type="radio"/> Coal or coke <input type="radio"/> Wood <input type="radio"/> Solar energy <input type="radio"/> Other fuel <input type="radio"/> No fuel used | | Basic Info |
| <input data-bbox="254 971 428 1000" type="button" value=" << Previous "/> | | Housing Questions |
| <input data-bbox="573 971 695 1000" type="button" value=" Next >> "/> | | Person Info |
| | | Contact Us |
| | | Accessibility Privacy Security |

heatingfuel help

Help

| Category: | Definition/examples: |
|--------------|---|
| Solar energy | A system that collects, stores, and distributes heat from sun |
| Other fuel | Include fuel not listed separately, such as: <ul style="list-style-type: none">• Purchased steam• Fuel briquettes• Waste material |

[Close Window](#)

elecpay

| United States™ Census Bureau | | American Community Survey | |
|--|------|--|--|
| Instructions | FAQs | Save & Logout | |
| <p>14 a. Does anyone in this household pay for electricity? Select "Yes" if electricity and gas are billed together. (Help)</p> <p><input type="radio"/> Yes <input type="radio"/> No</p> <p><input type="button" value=" << Previous"/> <input type="button" value="Next >>"/></p> | | Where You Are | |
| | | Basic Info | |
| | | Housing Questions | |
| | | Person Info | |
| | | Contact Us | |
| | | Accessibility Privacy Security | |

elecpay help

Why We Ask?

We ask about monthly owner costs, such as mortgage payments and utilities, to measure the cost of homeownership. When combined with income, these statistics provide a measure of housing affordability and shelter costs. This information is used to assess the need for housing assistance programs and to measure progress and community development.

Help

| If: | Then select: |
|--|---------------------|
| Someone at this address pays for electricity in addition to rent | Yes |
| Someone at this address pays for electricity in addition to condo fees | Yes |
| Electricity included in rent or condo fees | No |

[Close Window](#)

elecamt

| United States™ Census Bureau | | American Community Survey | |
|--|------|---------------------------|---|
| Instructions | FAQs | Save & Logout | Where You Are |
| <p>14 a. Does anyone in this household pay for electricity? Select "Yes" if electricity and gas are billed together. (Help)</p> <p><input checked="" type="radio"/> Yes <input type="radio"/> No</p> <p>➔ LAST MONTH, what was the cost of electricity for this house? If electricity and gas are billed together, enter the combined amount here. (Help)</p> <p>Last month's cost — Dollars</p> <p>\$ <input type="text"/> .00</p> <p><input data-bbox="220 998 472 1052" type="button" value=" << Previous "/> <input data-bbox="508 998 760 1052" type="button" value=" Next >> "/></p> | | | <p>Basic Info</p> <p>Housing Questions</p> <p>Person Info</p> |
| | | | <p>Contact Us</p> <p>Accessibility Privacy Security</p> |

elecamt help

Why We Ask?


We ask about monthly owner costs, such as mortgage payments and utilities, to measure the cost of homeownership. When combined with income, these statistics provide a measure of housing affordability and shelter costs. This information is used to assess the need for housing assistance programs and to measure progress and community development.

Help

- If you don't know the electricity costs → estimate
- Report amount even if bill is unpaid or paid by someone else
- If bill includes another apartment or business → estimate amount for this house or apartment only

[Close Window](#)

elecinc

| | |
|--|----------------------|
|  <h1>American Community Survey</h1> | |
| Instructions | FAQs |
| Save & Logout | |
| <p>14 a. Does anyone in this household pay for electricity? <i>Select "Yes" if electricity and gas are billed together.</i> (Help)</p> <p> <input type="radio"/> Yes <input checked="" type="radio"/> No </p> <p> <input checked="" type="radio"/> Are the electricity costs included in the rent or condominium fee or is there no charge for electricity? (Help) </p> <p> <input checked="" type="radio"/> Included in rent or condominium fee <input type="radio"/> No charge for electricity </p> <p> <input type="button" value=" << Previous"/> <input type="button" value=" Next >>"/> </p> | |
| <p>Where You Are</p> <p>Basic Info</p> <p>Housing Questions</p> <p>Person Info</p> | |
| <p>Contact Us</p> | |

[Accessibility](#) [Privacy](#) [Security](#)

elecinc help

Why We Ask?

We ask about monthly owner costs, such as mortgage payments and utilities, to measure the cost of homeownership. When combined with income, these statistics provide a measure of housing affordability and shelter costs. This information is used to assess the need for housing assistance programs and to measure progress and community development.

[Close Window](#)

gasuse

United States
Census
Bureau

American Community Survey

[Instructions](#) [FAQs](#) [Save & Logout](#)

14 b. Does this household use gas? ([Help](#))

Yes
 No

[<< Previous](#) [Next >>](#)

Where You Are

- Basic Info
- Housing Questions**
- Person Info

Contact Us

[Accessibility](#) [Privacy](#) [Security](#)

gasuse help

Why We Ask?

We ask about monthly owner costs, such as mortgage payments and utilities, to measure the cost of homeownership. When combined with income, these statistics provide a measure of housing affordability and shelter costs. This information is used to assess the need for housing assistance programs and to measure progress and community development.

[Close Window](#)

gaspay

| United States™ Census Bureau | | American Community Survey | |
|---|------|---------------------------|--|
| Instructions | FAQs | Save & Logout | Where You Are |
| <p>14 b. Does anyone in this household pay for gas? <i>Select "No" if gas and electricity are billed together and you included the gas payment in the electricity question. (Help)</i></p> <p><input type="radio"/> Yes <input type="radio"/> No</p> <p><< Previous Next >></p> | | | <p>Basic Info</p> <p>Housing Questions</p> <p>Person Info</p> |
| | | | <p>Contact Us</p> |
| <p>Accessibility Privacy Security</p> | | | |

gaspay help

Why We Ask?

We ask about monthly owner costs, such as mortgage payments and utilities, to measure the cost of homeownership. When combined with income, these statistics provide a measure of housing affordability and shelter costs. This information is used to assess the need for housing assistance programs and to measure progress and community development.

Help

| If: | Then select: |
|--|---------------------|
| Someone at this address pays for gas in addition to rent | Yes |
| Someone at this address pays for gas in addition to condo fees | Yes |
| Gas included in rent or condo fees | No |

[Close Window](#)

gasamt

| United States™ Census Bureau | | American Community Survey | |
|---|------|---------------------------|---|
| Instructions | FAQs | Save & Logout | Where You Are |
| <p>14 b. Does anyone in this household pay for gas? Select "No" if gas and electricity are billed together and you included the gas payment in the electricity question. (Help)</p> <p><input checked="" type="radio"/> Yes <input type="radio"/> No</p> <p>➔ LAST MONTH, what was the cost of gas for this house? (Help)</p> <p>Last month's cost — Dollars \$ <input type="text"/> .00</p> <p><input data-bbox="220 873 478 927" type="button" value=" << Previous "/> <input data-bbox="512 873 770 927" type="button" value=" Next >> "/></p> | | | <p>Basic Info</p> <p>Housing Questions</p> <p>Person Info</p> |
| | | | <p>Contact Us</p> <p>Accessibility Privacy Security</p> |

gasamt help

Why We Ask?


We ask about monthly owner costs, such as mortgage payments and utilities, to measure the cost of homeownership. When combined with income, these statistics provide a measure of housing affordability and shelter costs. This information is used to assess the need for housing assistance programs and to measure progress and community development.

Help

- If you don't know the gas costs → estimate
- Report amount even if bill is unpaid or paid by someone else
- If bill includes another apartment or business → estimate amount for this house or apartment only

[Close Window](#)

gasinc

| | | |
|---|------------------------------------|--|
|  | <h1>American Community Survey</h1> | |
| Instructions | FAQs | Save & Logout |
| <p>14 b. Does anyone in this household pay for gas? <i>Select "No" if gas and electricity are billed together and you included the gas payment in the electricity question. (Help)</i></p> <p> <input type="radio"/> Yes <input checked="" type="radio"/> No </p> <p>→ Are the gas costs included in the rent or condominium fee, or included in the electricity payment, or is there no charge for gas? (Help)</p> <p> <input type="radio"/> Included in rent or condominium fee <input type="radio"/> Included with electricity payment <input type="radio"/> No charge for gas </p> | | <p>Where You Are</p> <p>Basic Info</p> <p>Housing Questions</p> <p>Person Info</p> |
| <p> <input data-bbox="220 909 483 974" type="button" value=" << Previous "/> <input data-bbox="514 909 787 974" type="button" value=" Next >> "/> </p> | | <p>Contact Us</p> <p> Accessibility Privacy Security </p> |

gasinc help

Why We Ask?

We ask about monthly owner costs, such as mortgage payments and utilities, to measure the cost of homeownership. When combined with income, these statistics provide a measure of housing affordability and shelter costs. This information is used to assess the need for housing assistance programs and to measure progress and community development.

[Close Window](#)

waterpay



American Community Survey

[Instructions](#)

[FAQs](#)

[Save & Logout](#)

14 c. Does anyone in this household pay for water and sewer? [\(Help\)](#)

Yes
 No

<< Previous

Next >>

Where You Are

Basic Info

Housing Questions

Person Info

[Contact Us](#)

[Accessibility](#) [Privacy](#) [Security](#)

waterpay help

Why We Ask?

We ask about monthly owner costs, such as mortgage payments and utilities, to measure the cost of homeownership. When combined with income, these statistics provide a measure of housing affordability and shelter costs. This information is used to assess the need for housing assistance programs and to measure progress and community development.

Help

| If: | Then select: |
|--|---------------------|
| Someone at this address pays for water and sewer in addition to rent | Yes |
| Someone at this address pays for water and sewer in addition to condo fees | Yes |
| Water and sewer included in rent or condo fees | No |

[Close Window](#)

wateramt

| United States™ Census Bureau | | American Community Survey | | |
|---|------|---------------------------|-------------------|--|
| Instructions | FAQs | Save & Logout | | |
| <p>14 c. Does anyone in this household pay for water and sewer? (Help)</p> <p><input checked="" type="radio"/> Yes <input type="radio"/> No</p> <p>→ IN THE PAST 12 MONTHS, what was the cost of water and sewer for this house? <i>If you have lived there less than 12 months, estimate the cost.</i> (Help)</p> <p>Past 12 months' cost — Dollars</p> <p>\$ <input type="text"/> .00</p> <p><input style="display: inline-block; width: 100px; height: 25px; vertical-align: middle;" type="button" value=" << Previous "/> <input style="display: inline-block; width: 100px; height: 25px; vertical-align: middle;" type="button" value=" Next >> "/></p> | | | Where You Are | |
| | | | Basic Info | |
| | | | Housing Questions | |
| | | | Person Info | |
| Contact Us Accessibility Privacy Security | | | | |

wateramt help

Why We Ask?


We ask about monthly owner costs, such as mortgage payments and utilities, to measure the cost of homeownership. When combined with income, these statistics provide a measure of housing affordability and shelter costs. This information is used to assess the need for housing assistance programs and to measure progress and community development.

Help

- If everyone has lived there less than 1 year → estimate cost for PAST 12 months
- If you don't know water and sewer costs → estimate
- Report amount even if bill is unpaid or paid by someone else
- If bill includes another apartment or business → estimate amount for this house or apartment only

[Close Window](#)

waterinc

| | | |
|---|------------------------------------|--|
|  | <h1>American Community Survey</h1> | |
| Instructions | FAQs | Save & Logout |
| <p>14 c. Does anyone in this household pay for water and sewer? (Help)</p> | | Where You Are |
| <p> <input type="radio"/> Yes <input checked="" type="radio"/> No </p> | | Basic Info |
| <p>➔ Are the water and sewer costs included in the rent or condominium fee or is there no charge for water and sewer?</p> | | Housing Questions |
| <p> <input type="radio"/> Included in rent or condominium fee <input type="radio"/> No charge for water and sewer </p> | | Person Info |
| <input data-bbox="260 907 434 933" type="button" value=" << Previous "/> | | <input data-bbox="581 907 701 933" type="button" value=" Next >> "/> |
| | | Contact Us |
| | | Accessibility Privacy Security |

waterinc help

Why We Ask?

We ask about monthly owner costs, such as mortgage payments and utilities, to measure the cost of homeownership. When combined with income, these statistics provide a measure of housing affordability and shelter costs. This information is used to assess the need for housing assistance programs and to measure progress and community development.

[Close Window](#)

ofueluse



American Community Survey

[Instructions](#)

[FAQs](#)

[Save & Logout](#)

Where You Are

- [Basic Info](#)
- [Housing Questions](#)**
- [Person Info](#)

14 d. Does this household use other fuels like oil, coal, kerosene, wood, or any other fuel?

[\(Help\)](#)

Yes

No

<< Previous

Next >>

[Contact Us](#)

[Accessibility](#) [Privacy](#) [Security](#)

ofueluse help

Why We Ask?

We ask about monthly owner costs, such as mortgage payments and utilities, to measure the cost of homeownership. When combined with income, these statistics provide a measure of housing affordability and shelter costs. This information is used to assess the need for housing assistance programs and to measure progress and community development.

[Close Window](#)

ofuelpay

| United States™ Census Bureau | | American Community Survey | |
|--|------|---------------------------|--|
| Instructions | FAQs | Save & Logout | Where You Are |
| <p>14 d. Does anyone in this household pay for other fuels like oil, coal, kerosene, wood, or any other fuel? (Help)</p> <p><input type="radio"/> Yes <input type="radio"/> No</p> <p><input data-bbox="226 667 485 721" type="button" value=" << Previous "/> <input data-bbox="520 667 779 721" type="button" value=" Next >> "/></p> | | | <p>Basic Info</p> <p>Housing Questions</p> <p>Person Info</p> |
| | | | <p>Contact Us</p> |
| <p>Accessibility Privacy Security</p> | | | |

ofuelpay help

Why We Ask?


We ask about monthly owner costs, such as mortgage payments and utilities, to measure the cost of homeownership. When combined with income, these statistics provide a measure of housing affordability and shelter costs. This information is used to assess the need for housing assistance programs and to measure progress and community development.

Help

| If: | Then select: |
|--|---------------------|
| Someone at this address pays for other fuels in addition to rent | Yes |
| Someone at this address pays for other fuels in addition to condo fees | Yes |
| Other fuels included in rent or condo fees | No |

[Close Window](#)

ofuelamt

| | | |
|---|------------------------------------|---|
|  | <h1>American Community Survey</h1> | |
| Instructions | FAQs | Save & Logout |
| <p>14 d. Does anyone in this household pay for other fuels like oil, coal, kerosene, wood, or any other fuel? (Help)</p> | | Where You Are |
| <p><input checked="" type="radio"/> Yes <input type="radio"/> No</p> | | Basic Info |
| <p>➔ IN THE PAST 12 MONTHS, what was the cost of other fuels like oil, coal, kerosene, wood, or any other fuel for this house? <i>If you have lived there less than 12 months, estimate the cost.</i> (Help)</p> | | Housing Questions |
| <p>Past 12 months' cost — <i>Dollars</i></p> | | Person Info |
| <p>\$ <input type="text"/> .00</p> | | |
| <input data-bbox="260 984 432 1008" type="button" value=" << Previous "/> | | <input data-bbox="579 984 701 1008" type="button" value=" Next >> "/> |
| Contact Us | | |

[Accessibility](#) [Privacy](#) [Security](#)

ofuelamt help

Why We Ask?


We ask about monthly owner costs, such as mortgage payments and utilities, to measure the cost of homeownership. When combined with income, these statistics provide a measure of housing affordability and shelter costs. This information is used to assess the need for housing assistance programs and to measure progress and community development.

Help

- If everyone has lived there less than 1 year → estimate cost for PAST 12 months
- If you don't know the other fuel costs → estimate
- Report amount even if bill is unpaid or paid by someone else
- If bill includes another apartment or business → estimate amount for this house or apartment only

[Close Window](#)

ofuelinc

| | | |
|--|------------------------------------|---|
|  | <h1>American Community Survey</h1> | |
| Instructions | FAQs | Save & Logout |
| <p>14 d. Does anyone in this household pay for other fuels like oil, coal, kerosene, wood, or any other fuel? (Help)</p> <p> <input type="radio"/> Yes <input checked="" type="radio"/> No </p> <p> <input checked="" type="radio"/> Are the costs of the other fuels like oil, coal, kerosene, wood, or any other fuel included in the rent or condominium fee, or is there no charge for other fuels? (Help) </p> <p> <input type="radio"/> Included in rent or condominium fee <input type="radio"/> No charge for other fuels </p> | | <p>Where You Are</p> <p>Basic Info</p> <p>Housing Questions</p> <p>Person Info</p> |
| <p> <input data-bbox="226 922 478 976" type="button" value=" << Previous "/> <input data-bbox="520 922 772 976" type="button" value=" Next >> "/> </p> | | <p> Contact Us Accessibility Privacy Security </p> |

ofuelinc help

Why We Ask?

We ask about monthly owner costs, such as mortgage payments and utilities, to measure the cost of homeownership. When combined with income, these statistics provide a measure of housing affordability and shelter costs. This information is used to assess the need for housing assistance programs and to measure progress and community development.

[Close Window](#)

foodstamps



American Community Survey

[Instructions](#) [FAQs](#) [Save & Logout](#)

Where You Are

- Basic Info
- Housing Questions
- Person Info

15 IN THE PAST 12 MONTHS, did you or any member of this household receive benefits from the Food Stamps Program or SNAP (the Supplemental Nutrition Assistance Program)? Do NOT include WIC, the School Lunch Program, or assistance from food banks. [\(Help\)](#)

Yes
 No

<< Previous

Next >>

Contact Us

[Accessibility](#) [Privacy](#) [Security](#)

foodstamps help

Help

- On October 1, 2008, the federal Food Stamp Program was renamed SNAP (Supplemental Nutrition Assistance Program).
 - Some states may have their own specific name for this program.
- If you or anyone in this household received benefits from the government to buy food for your family using a benefit card → select "Yes"

[Close Window](#)

condo

| | | | |
|--|----------------------|--|--|
|  | | <h1>American Community Survey</h1> | |
| Instructions | FAQs | Save & Logout | |
| <p>16 Is this house part of a condominium? (Help)</p> <p><input type="radio"/> Yes <input type="radio"/> No</p> <p><< Previous Next >></p> | | Where You Are | |
| | | Basic Info | |
| | | Housing Questions | |
| | | Person Info | |
| | | Contact Us | |
| | | Accessibility Privacy Security | |

condo help**Help**

| If: | Then select: |
|---|---------------------|
| Unit is individually owned in a building or development with jointly owned common areas (lobbies or hallways) | Yes |
| Cooperative | No |

[Close Window](#)

condofee

| United States™ Census Bureau | | American Community Survey | |
|--|------|---------------------------|---|
| Instructions | FAQs | Save & Logout | Where You Are |
| <p>16 Is there a condominium fee? For renters, select "Yes" only if you pay the condominium fee in addition to your rent. Otherwise, select "No". (Help)</p> <p> <input type="radio"/> Yes <input type="radio"/> No </p> <p> <input type="button" value=" << Previous"/> <input type="button" value=" Next >>"/> <input type="button" value=" Next"/> </p> | | | <p>Basic Info</p> <p>Housing Questions</p> <p>Person Info</p> |
| | | | <p>Contact Us</p> <p>Accessibility Privacy Security</p> |

condofee help

Help

- The purpose of a condominium fee is to improve and maintain common areas
- Condo fees are normally assessed by owner's association
- If fee is unpaid or paid by someone else → select "Yes"

[Close Window](#)

condefeeamt

| United States™ Census Bureau | | American Community Survey | |
|---|------|---------------------------|---|
| Instructions | FAQs | Save & Logout | Where You Are |
| <p>16 Is there a condominium fee? For renters, select "Yes" only if you pay the condominium fee in addition to your rent. Otherwise, select "No". (Help)</p> <p><input checked="" type="radio"/> Yes <input type="radio"/> No</p> <p>➔ What is the monthly condominium fee? (Help)</p> <p>Monthly amount — Dollars \$ <input type="text"/> .00</p> <p><input data-bbox="222 911 478 964" type="button" value=" << Previous "/> <input data-bbox="512 911 768 964" type="button" value=" Next >> "/></p> | | | <p>Basic Info</p> <p>Housing Questions</p> <p>Person Info</p> |
| | | | <p>Contact Us</p> <p>Accessibility Privacy Security</p> |

condofeeamt help**Help**

| If condo fee is paid: | To convert to monthly amount: |
|------------------------------|--------------------------------------|
| By day | Multiply amount by 30 |
| By week | Multiply amount by 4 |
| Every other week | Multiply amount by 2 |
| 4 times a year | Divide amount by 3 |
| 2 times a year | Divide amount by 6 |
| Once a year | Divide amount by 12 |

[Close Window](#)

tenure

| United States™ Census Bureau | | American Community Survey | |
|--|------|---------------------------|---|
| Instructions | FAQs | Save & Logout | Where You Are |
| <p>17 Is this house — (Help)</p> <p> <input type="radio"/> Owned by you or someone in this household with a mortgage or loan? <i>Include home equity loans.</i> <input type="radio"/> Owned by you or someone in this household free and clear (without a mortgage or loan)? <input type="radio"/> Rented? <input type="radio"/> Occupied without payment of rent? </p> <p> <input type="button" value=" << Previous"/> <input type="button" value=" Next >>"/> </p> | | | <p>Basic Info</p> <p>Housing Questions</p> <p>Person Info</p> |
| | | | <p>Contact Us</p> <p>Accessibility Privacy Security</p> |

tenure help

Why We Ask?

We ask questions about whether a home is owned or rented to understand local housing markets. These statistics are used to analyze whether communities are affordable for residents, where new development could thrive, how to combat vacant and abandoned properties, and a number of other issues.

Help

Housing is owned if the owner or co-owner lives in it.

| If: | Then select: |
|---|--|
| Mortgage on house/apartment/mobile home | Owned by you or someone in this household with a mortgage or loan. Include home equity loans |
| Contract to purchase on house/apartment/mobile home | Owned by you or someone in this household with a mortgage or loan. Include home equity loans |
| No mortgage or other debt on house/apartment/mobile home | Owned by you or someone in this household free and clear (without a mortgage or loan) |
| Land rented and mortgage on house/apartment/mobile home | Owned by you or someone in this household with a mortgage or loan. Include home equity loans |
| Land rented and no mortgage or other debt on house/apartment/mobile home | Owned by you or someone in this household free and clear (without a mortgage or loan) |
| Mortgage on land with no installment loan on mobile home | Owned by you or someone in this household with a mortgage or loan. Include home equity loans |
| Rent paid by people not living in unit | Rented |
| Rent paid by federal, state or local government | Rented |
| Owned by people not living in unit but who allow other people to occupy it without charge | Occupied without payment of rent |
| House/apartment provided as part of wages or salary | Occupied without payment of rent |
| Caretaker's or janitor's house/apartment for which no rent is paid | Occupied without payment of rent |
| Parsonage for which no rent is paid | Occupied without payment of rent |
| Tenant farmer or sharecropper house/apartment for which no rent is paid | Occupied without payment of rent |
| Military housing | Occupied without payment of rent |

[Close Window](#)

[Return to Top](#)

monthrent

| | | | |
|---|----------------------|------------------------------------|--|
|  | | <h1>American Community Survey</h1> | |
| Instructions | FAQs | Save & Logout | |
| <p>18 a. What is the monthly rent for this house? (Help)</p> <p>Monthly amount - <i>Dollars</i></p> <p>\$ <input type="text"/> .00</p> <p><< Previous Next >></p> | | Where You Are | |
| | | Basic Info | |
| | | Housing Questions | |
| | | Person Info | |
| | | Contact Us | |
| | | Accessibility | Privacy Security |

monthrent help

Why We Ask?

We ask this question about rent because it is an essential measure of housing affordability and shelter costs. This information is used to assist low-income families in locating affordable, decent, safe, and sanitary housing.

Help

- Report rent agreed to or contracted for
- Report amount even if unpaid or paid by someone else

| If rent is paid: | To convert to monthly amount: |
|-------------------------|--------------------------------------|
| By day | Multiply amount by 30 |
| By week | Multiply amount by 4 |
| Every other week | Multiply amount by 2 |
| 4 times a year | Divide amount by 3 |
| 2 times a year | Divide amount by 6 |
| Once a year | Divide amount by 12 |

[Close Window](#)

meals

| United States™ Census Bureau | | American Community Survey | |
|---|------|---------------------------|--|
| Instructions | FAQs | Save & Logout | Where You Are |
| <p>18 b. Does the monthly rent include any meals? (Help)</p> <p><input type="radio"/> Yes <input type="radio"/> No</p> <p><input data-bbox="222 678 478 732" type="button" value=" << Previous "/> <input data-bbox="512 678 768 732" type="button" value=" Next >> "/></p> <p><input data-bbox="684 773 758 813" type="button" value=" Next "/></p> | | | <p>Basic Info</p> <p>Housing Questions</p> <p>Person Info</p> |
| | | | <p>Contact Us</p> |
| <p>Accessibility Privacy Security</p> | | | |

meals help

Why We Ask?

We ask this question about rent because it is an essential measure of housing affordability and shelter costs. This information is used to assist low-income families in locating affordable, decent, safe, and sanitary housing.

Help

| If: | Then select: |
|--|---------------------|
| Meals are included in monthly rent payment | Yes |
| Meals or meal plan are contracted in order to live in house, apartment, or mobile home | Yes |

[Close Window](#)

propvalue

| | | | |
|--|----------------------|--|--|
|  | | <h1>American Community Survey</h1> | |
| Instructions | FAQs | Save & Logout | |
| <p>19 About how much do you think this house and lot would sell for if it were for sale? (Help)</p> <p>Amount - Dollars</p> <p>\$ <input type="text"/> .00</p> <p><< Previous Next >></p> | | Where You Are | |
| | | Basic Info | |
| | | Housing Questions | |
| | | Person Info | |
| | | Contact Us | |
| | | Accessibility Privacy Security | |

propvalue help

Why We Ask?

We ask questions about home value to understand local housing markets. These statistics are used to analyze whether communities are affordable for residents, where new development could thrive, how to combat vacant and abandoned properties, and a number of other issues.


Help

Enter best estimate of how much the property would sell for if it was on the market

| If: | Then include: |
|---------------------------------|---|
| House | <ul style="list-style-type: none"> • Value of house AND • Value of land it is on AND • Value of any other structure on same property |
| House on rented land | <ul style="list-style-type: none"> • Combined value of house and land |
| Condominium unit or cooperative | <ul style="list-style-type: none"> • Value of condominium AND • Value of share of common elements |
| Mobile home | <ul style="list-style-type: none"> • Value of mobile home AND • Value of land |
| Mobile home on rented land | <ul style="list-style-type: none"> • Value of mobile home |

[Close Window](#)

taxes



American Community Survey

[Instructions](#)

[FAQs](#)

[Save & Logout](#)

20 What are the annual real estate taxes on THIS property? [\(Help\)](#)

Annual amount - *Dollars*

\$.00

OR

None

<< Previous

Next >>

Where You Are

Basic Info

Housing Questions

Person Info

taxes help

Why We Ask?

We ask about monthly owner costs, such as mortgage payments and utilities, to measure the cost of homeownership. When combined with income, these statistics provide a measure of housing affordability and shelter costs. This information is used to assess the need for housing assistance programs and to measure progress and community development.

Help

- Report taxes for all taxing jurisdictions, including:
 - City or town
 - County
 - State
 - School district
- Report taxes even if:
 - Included in mortgage payments
 - Not yet paid
 - Paid by someone else
 - Delinquent
- Do NOT report taxes:
 - Past due from previous years
 - Not deductible as a real estate tax for income tax purposes

[Close Window](#)

propinsurance

| | | | |
|---|----------------------|--|--|
|  | | <h1>American Community Survey</h1> | |
| Instructions | FAQs | Save & Logout | |
| <p>21 What is the annual payment for fire, hazard, and flood insurance on THIS property? (Help)</p> <p>Annual amount - <i>Dollars</i></p> <p>\$ <input type="text"/> .00</p> <p>OR</p> <p><input type="checkbox"/> None</p> <p><< Previous Next >></p> | | Where You Are | |
| | | Basic Info | |
| | | Housing Questions | |
| | | Person Info | |
| | | Contact Us | |
| | | Accessibility Privacy Security | |

propinsurance help

Why We Ask?

We ask about monthly owner costs, such as mortgage payments and utilities, to measure the cost of homeownership. When combined with income, these statistics provide a measure of housing affordability and shelter costs. This information is used to assess the need for housing assistance programs and to measure progress and community development.

Help

- Premiums paid other than yearly → convert to yearly basis
- Even if no payment made during past year → enter yearly amount

[Close Window](#)

mortgage



American Community Survey

[Instructions](#) [FAQs](#) [Save & Logout](#)

Where You Are

- Basic Info
- Housing Questions**
- Person Info

22 a. Do you or any member of this household have a mortgage, deed of trust, contract to purchase, or similar debt on THIS property? [\(Help\)](#)

Yes, mortgage, deed of trust, or similar debt
 Yes, contract to purchase
 No

<< Previous

Next >>

Contact Us

[Accessibility](#) [Privacy](#) [Security](#)

mortgage help

Why We Ask?

We ask about monthly owner costs, such as mortgage payments and utilities, to measure the cost of homeownership. When combined with income, these statistics provide a measure of housing affordability and shelter costs. This information is used to assess the need for housing assistance programs and to measure progress and community development.

Help

Mortgages include all types of loans secured by real estate, including reverse mortgages.

[Close Window](#)

mortgageamt

| | | |
|--|------------------------------------|--|
|  | <h1>American Community Survey</h1> | |
| Instructions | FAQs | Save & Logout |
| <p>22 b. How much is the regular monthly mortgage payment on THIS property? <i>Include payment only on FIRST mortgage or contract to purchase. If no regular payment required, enter "0".</i> (Help)</p> | | Where You Are |
| <p>Monthly amount — <i>Dollars</i> \$ <input type="text"/> .00</p> | | Basic Info |
| << Previous | | Housing Questions |
| Next >> | | Person Info |
| | | Contact Us |
| | | Accessibility Privacy Security |

mortgageamt help

Why We Ask?

We ask about monthly owner costs, such as mortgage payments and utilities, to measure the cost of homeownership. When combined with income, these statistics provide a measure of housing affordability and shelter costs. This information is used to assess the need for housing assistance programs and to measure progress and community development.

Help


- Enter monthly amount even if unpaid, or paid by someone else
- Enter zero for no regular payment required or for reverse mortgages
- Include payments on:
 - First mortgage
 - Contracts to purchase
 - Mobile home - Installment loans
- Do NOT include payments on:
 - Second mortgages
 - Junior mortgages
 - Home equity loans
 - Mobile home - Personal property taxes, site rent, registration fees, or license fees on mobile home and site

| If mortgage is paid: | To convert to monthly amount: |
|-----------------------------|--------------------------------------|
| By week | Multiply amount by 4 |
| Every other week | Multiply amount by 2 |
| 4 times a year | Divide amount by 3 |
| 2 times a year | Divide amount by 6 |

[Close Window](#)

[Return to Top](#)

mortgagetax

| | | |
|---|------------------------------------|--|
|  | <h1>American Community Survey</h1> | |
| Instructions | FAQs | Save & Logout |
| <p>22 c. Does the regular monthly mortgage payment include payments for real estate taxes on THIS property? (Help)</p> <p><input checked="" type="radio"/> Yes, taxes included in mortgage payment <input type="radio"/> No, taxes paid separately or taxes not required</p> <p><< Previous Next >></p> | | <p>Where You Are</p> <p>Basic Info</p> <p>Housing Questions</p> <p>Person Info</p> |
| | | Contact Us |
| Accessibility Privacy Security | | |

mortgagetax help

Why We Ask?

We ask about monthly owner costs, such as mortgage payments and utilities, to measure the cost of homeownership. When combined with income, these statistics provide a measure of housing affordability and shelter costs. This information is used to assess the need for housing assistance programs and to measure progress and community development.

[Close Window](#)

mortgageinsurance



American Community Survey

[Instructions](#) [FAQs](#) [Save & Logout](#)

22 d. Does the regular monthly mortgage payment include payments for fire, hazard, or flood insurance on THIS property? [\(Help\)](#)

Yes, insurance included in mortgage payment
 No, insurance paid separately or no insurance

[<< Previous](#) [Next >>](#)

Where You Are

- Basic Info
- Housing Questions**
- Person Info

[Contact Us](#)
[Accessibility](#) [Privacy](#) [Security](#)


mortgageinsurance help

Why We Ask?

We ask about monthly owner costs, such as mortgage payments and utilities, to measure the cost of homeownership. When combined with income, these statistics provide a measure of housing affordability and shelter costs. This information is used to assess the need for housing assistance programs and to measure progress and community development.

[Close Window](#)

2ndmortgage

| | | | |
|--|--|--|--|
|  | | <h1>American Community Survey</h1> | |
| Instructions | | FAQs | |
| | | Save & Logout | |
| | | Where You Are | |
| | | Basic Info | |
| | | Housing Questions | |
| | | Person Info | |
| <p>23 a. Do you or any member of this household have a second mortgage or a home equity loan on THIS property? (Help)</p> <p><input type="radio"/> Yes, home equity loan <input type="radio"/> Yes, second mortgage <input type="radio"/> Yes, second mortgage and home equity loan <input type="radio"/> No</p> <p><< Previous Next >></p> | | | |
| | | Contact Us | |
| | | Accessibility Privacy Security | |

2ndmortgage help

Why We Ask?

We ask about monthly owner costs, such as mortgage payments and utilities, to measure the cost of homeownership. When combined with income, these statistics provide a measure of housing affordability and shelter costs. This information is used to assess the need for housing assistance programs and to measure progress and community development.

Help

- Second Mortgage or home equity loan → indicates all loans secured by real estate
- To have a second mortgage, a person must have a first mortgage
- To have a home equity loan a person may or may not have another mortgage

[Close Window](#)

2ndmortgageamt

| | | |
|--|------------------------------------|--|
|  | <h1>American Community Survey</h1> | |
| Instructions | FAQs | Save & Logout |
| <p>23 b. How much is the regular monthly payment on all second or junior mortgages and all home equity loans on THIS property? <i>If no regular payment required, enter "0".</i> (Help)</p> | | Where You Are |
| Monthly amount — <i>Dollars</i> | | Basic Info |
| \$ <input type="text"/> .00 | | Housing Questions |
| << Previous | | Person Info |
| Next >> | | |
| | | Contact Us |
| | | Accessibility Privacy Security |

2ndmortgageamt help

Why We Ask?

We ask about monthly owner costs, such as mortgage payments and utilities, to measure the cost of homeownership. When combined with income, these statistics provide a measure of housing affordability and shelter costs. This information is used to assess the need for housing assistance programs and to measure progress and community development.

Help

- Enter monthly amount even if it is unpaid, or paid by someone else
- Include payments on second mortgages, junior mortgages, and home equity loans

| If mortgage is paid: | To convert to monthly amount: |
|-----------------------------|--------------------------------------|
| By week | Multiply amount by 4 |
| Every other week | Multiply amount by 2 |
| 4 times a year | Divide amount by 3 |
| 2 times a year | Divide amount by 6 |

[Close Window](#)

mobilehometax



American Community Survey

[Instructions](#)[FAQs](#)[Save & Logout](#)[Where You Are](#)[Basic Info](#)[Housing Questions](#)[Person Info](#)

- 24** What are the total annual costs for personal property taxes, site rent, registration fees, and license fees on THIS mobile home and its site? *Exclude real estate taxes.* [\(Help\)](#)

Annual costs - Dollars

\$.00

[<< Previous](#)[Next >>](#)[Contact Us](#)[Accessibility](#) [Privacy](#) [Security](#)

mobilehometax help

Why We Ask?

We ask about monthly owner costs, such as mortgage payments and utilities, to measure the cost of homeownership. When combined with income, these statistics provide a measure of housing affordability and shelter costs. This information is used to assess the need for housing assistance programs and to measure progress and community development.

Help

- Enter total annual amount even if it is unpaid, or paid by someone else
- Report total amount even if paid in two or more installments
- If you do not know the exact cost → estimate
- Include:
 - Personal property taxes
 - Land or site rent
 - Registration fees
 - License fees
- Do NOT include:
 - Real estate taxes

[Close Window](#)

hunitstatus (if vacant)

| United States™ Census Bureau | | American Community Survey | |
|---|------|---------------------------|--|
| Instructions | FAQs | Save & Logout | |
| <p>➔ Is this house - (Help)</p> <p> <input type="radio"/> For rent? <input type="radio"/> Rented, not occupied? <input type="radio"/> For sale only? <input type="radio"/> Sold, not occupied? <input type="radio"/> For seasonal, recreational, or occasional use? <input type="radio"/> Other vacant? </p> <p> <input type="button" value=" << Previous"/> <input type="button" value=" Next >>"/> </p> | | | Where You Are |
| | | | Basic Info |
| | | | Housing Questions |
| | | | Person Info |
| | | | Contact Us Accessibility Privacy Security |

hunitstatus help

Why We Ask?

We ask questions about whether a home is owned or rented to understand local housing markets. These statistics are used to analyze whether communities are affordable for residents, where new development could thrive, how to combat vacant and abandoned properties, and a number of other issues.

Help

| If unit is: | Then select: |
|--|---|
| <ul style="list-style-type: none"> For rent OR for sale at the same time | For rent |
| <ul style="list-style-type: none"> Paid or agreed upon, BUT the renter has not yet moved in | Rented, not occupied |
| <ul style="list-style-type: none"> In cooperatives AND the individual units are offered "For sale only" In condominium projects AND the individual units are offered "For sale only" | For sale only |
| <ul style="list-style-type: none"> Recently sold, BUT new owner has not yet moved in | Sold, not occupied |
| <ul style="list-style-type: none"> Used OR intended for use in certain seasons or for weekend or other occasional use throughout the year, including: <ul style="list-style-type: none"> Units used for summer or winter sports or recreation, such as beach cottages and hunting cabins Quarters for such workers as herders and loggers. An interval ownership units, sometimes called shared ownership or time-sharing condominiums | For seasonal, recreational, or occasional use |
| <ul style="list-style-type: none"> Intended for occupancy by migratory workers employed in farm work during the crop season Held for settlement of an estate Held off market for personal reasons, such as: <ul style="list-style-type: none"> The owner has not yet decided whether or not the unit will be torn down The owner is remodeling or repairing the unit AND will not make it available for rent or sale until the work is completed Held for the occupancy of a caretaker or janitor Temporarily used for storage of excess house furniture Has renters who moved during the month although rent has been paid to the end of the month | Other vacant |

[Close Window](#)

[Return to Top](#)

pselect

| United States™ Census Bureau | | American Community Survey | |
|--|------|---------------------------|--|
| Instructions | FAQs | Save & Logout | |
| <p>➔ The next questions are about each person in the household. Select a name to begin answering questions about that person. If you cannot answer now for any person on the list, click Save & Logout.</p> <p> <input type="radio"/> John E Doe <input type="radio"/> Jane P Doe <input type="radio"/> Jim E Doe </p> <p> <input style="background-color: #008080; color: white; padding: 5px;" type="button" value=" << Previous "/> <input style="background-color: #008080; color: white; padding: 5px;" type="button" value=" Next >> "/> </p> | | | <p style="text-align: center;">Where You Are</p> <p>Basic Info</p> <p>Housing Questions</p> <p>Person Info</p> <ul style="list-style-type: none"> • John E Doe • Jane P Doe • Jim E Doe |
| | | | <p>Contact Us</p> <p>Accessibility Privacy Security</p> |

pselect (one person left on roster)

| United States™ Census Bureau | | American Community Survey | |
|---|------|---------------------------|---|
| Instructions | FAQs | Save & Logout | |
| <p>➔ The next questions are about Jim E Doe. <i>If you cannot answer now for Jim E Doe, click Save & Logout.</i></p> <p><< Previous Next >></p> | | | <p>Where You Are</p> <p>Basic Info</p> <p>Housing Questions</p> <p>Person Info</p> <ul style="list-style-type: none"> • John E Doe • Jane P Doe • Jim E Doe |
| | | | <p>Contact Us</p> <p>Accessibility Privacy Security</p> |

placeofbirth

| United States [™] Census Bureau | | American Community Survey | |
|---|------|---------------------------|--|
| Instructions | FAQs | Save & Logout | Where You Are |
| <p>➔ The following series of questions refer to John E Doe.</p> <p>7 Where was John E Doe born? (Help)</p> <p><input type="radio"/> In the United States - <i>Select name of state.</i></p> <p><input type="text" value="Select Name"/></p> <p><input type="radio"/> Outside the United States - <i>Enter name of foreign country, or Puerto Rico, Guam, etc.</i></p> <p><input type="text"/></p> <p><input type="button" value=" << Previous"/> <input type="button" value=" Next >>"/></p> | | | <p>Basic Info</p> <p>Housing Questions</p> <p>Person Info</p> <ul style="list-style-type: none"> • John E Doe • Jane P Doe • Jim E Doe |
| | | | <p>Contact Us</p> <p>Accessibility Privacy Security</p> |

placeofbirth help

Why We Ask?

We ask questions about place of birth, citizenship, and year of entry to provide essential information for setting and evaluating immigration policies and laws. Knowing the characteristics of immigrants helps legislators and others understand how different immigrant groups are assimilated. These statistics are used to determine eligibility for programs and to allocate funds to states.

Help

| If: | Then: |
|---|---|
| Born in Washington, DC | <ul style="list-style-type: none"> • Select "In the United States" AND • Enter "District of Columbia" |
| Country boundaries at time of birth different than country boundaries now | Enter name of country using current country boundaries. For example, specify: <ul style="list-style-type: none"> • Czech Republic or Slovakia • North or South Korea |
| Born on Caribbean island | Specify particular country or island in the Caribbean. For example, specify: <ul style="list-style-type: none"> • Jamaica not West Indies |

[Close Window](#)

[Return to Top](#)

citizenship


American Community Survey

Instructions
FAQs
Save & Logout

8 Is John E Doe a citizen of the United States? ([Help](#))

Yes, born in the United States
 Yes, born in Puerto Rico, Guam, the U.S. Virgin Islands, or Northern Marianas
 Yes, born abroad of U.S. citizen parent or parents
 Yes, U.S. citizen by naturalization - *Enter year of naturalization*

No, not a U.S. citizen

<< Previous
Next >>

Where You Are

Basic Info

Housing Questions

Person Info

- John E Doe
- Jane P Doe
- Jim E Doe

Contact Us

[Accessibility](#) [Privacy](#) [Security](#)

citizenship help

Why We Ask?

We ask questions about place of birth, citizenship, and year of entry to provide essential information for setting and evaluating immigration policies and laws. Knowing the characteristics of immigrants helps legislators and others understand how different immigrant groups are assimilated. These statistics are used to determine eligibility for programs and to allocate funds to states.

Help

| If: | Then select: |
|--|--|
| Born in United States (50 states and District of Columbia) | Yes, born in the United States |
| Born in Puerto Rico, Guam, the U.S. Virgin Islands, Northern Marianas, or American Samoa | Yes, born in Puerto Rico, Guam, the U.S. Virgin Islands, or Northern Marianas |
| <ul style="list-style-type: none"> • Born outside United States, AND • Had at least one parent who was U.S. citizen at time of person's birth | Yes, born abroad of U.S. citizen parent or parents |
| <ul style="list-style-type: none"> • Born at sea, AND • Had at least one parent who was U.S. citizen at time of person's birth | Yes, born abroad of U.S. citizen parent or parents |
| <ul style="list-style-type: none"> • Born outside United States, AND • Completed naturalization process, AND • Now United States citizen | Yes, U.S. citizen by naturalization, AND enter year naturalization was completed |
| <ul style="list-style-type: none"> • Legal Permanent Residents (LPRs) • "Green card" holders • Other non-naturalized immigrants • Visitors to U.S. | No, not a U.S. citizen |

[Close Window](#)

[Return to Top](#)

yearofentry



American Community Survey

Instructions
FAQs
Save & Logout

9 When did John E Doe come to live in the United States? ([Help](#))

YYYY

<< Previous
Next >>

Where You Are

- Basic Info
- Housing Questions
- Person Info**
- John E Doe
- Jane P Doe
- Jim E Doe

[Contact Us](#)

[Accessibility](#)
[Privacy](#)
[Security](#)

yearofentry help

Why We Ask?

We ask questions about place of birth, citizenship, and year of entry to provide essential information for setting and evaluating immigration policies and laws. Knowing the characteristics of immigrants helps legislators and others understand how different immigrant groups are assimilated. These statistics are used to determine eligibility for programs and to allocate funds to states.

[Close Window](#)

attendschool

| United States™ Census Bureau | | American Community Survey | | |
|--|------|---------------------------|---|--|
| Instructions | FAQs | Save & Logout | | |
| <p>10 a. At any time IN THE LAST 3 MONTHS, has John E Doe attended school or college? <i>Include only nursery or preschool, kindergarten, elementary school, home school, and schooling which leads to a high school diploma or a college degree. (Help)</i></p> <p> <input type="radio"/> No, has not attended in the last 3 months <input type="radio"/> Yes, public school, public college <input type="radio"/> Yes, private school, private college, home school </p> <p> <input type="button" value=" << Previous"/> <input type="button" value=" Next >>"/> </p> | | | Where You Are | |
| | | | Basic Info | |
| | | | Housing Questions | |
| | | | Person Info | |
| | | | <ul style="list-style-type: none"> • John E Doe • Jane P Doe • Jim E Doe | |
| Contact Us | | | | |
| Accessibility Privacy Security | | | | |

attendschool help

Why We Ask?

We ask questions about school enrollment to measure in which types of schools students are enrolled and their potential for educational advancement. This information is used to promote the well-being of families and children by identifying high-need areas and to develop and evaluate program strategies to strengthen and improve elementary and secondary schools.

Help

| Category: | Definition: |
|----------------|---|
| Public School | Supported and controlled primarily by local, county, state or federal government |
| Private school | Supported and controlled primarily by religious organization or other private group |
| Home school | Parental guided education outside of public or private school for grades 1-12 |

[Close Window](#)

whatgrade

United States™
Census
Bureau
American Community Survey

Instructions
FAQs
Save & Logout

10 b. What grade or level was John E Doe attending? [\(Help\)](#)

Nursery school, preschool
 Kindergarten
 Grade 1 through 12 - *Specify grade 1-12*

 College undergraduate years (freshman to senior)
 Graduate or professional school beyond a bachelor's degree *(for example: MA or PhD program, or medical or law school)*

<< Previous
Next >>

Where You Are

Basic Info

Housing Questions

Person Info

• John E Doe

• Jane P Doe

• Jim E Doe

[Contact Us](#)

[Accessibility](#) [Privacy](#) [Security](#)

whatgrade help

Why We Ask?

We ask questions about school enrollment to measure in which types of schools students are enrolled and their potential for educational advancement. This information is used to promote the well-being of families and children by identifying high-need areas and to develop and evaluate program strategies to strengthen and improve elementary and secondary schools.

Help

- Only record grades that the person attended in the LAST 3 MONTHS
- If this is currently a summer month → do NOT record grades the person will attend in the future

[Close Window](#)

highestlevel

[Instructions](#)
[FAQs](#)
[Save & Logout](#)
Where You Are
[Basic Info](#)
[Housing Questions](#)
Person Info

• John E Doe

• Jane P Doe

• Jim E Doe

11 What is the highest degree or level of school John E Doe has COMPLETED? *If currently enrolled, select the previous grade or highest degree received.* [\(Help\)](#)

NO SCHOOLING COMPLETED

 No schooling completed

NURSERY OR PRESCHOOL THROUGH GRADE 12

 Nursery school

 Kindergarten

 Grade 1 through 11 - *Specify grade 1-11*

 12th grade - **NO DIPLOMA**

HIGH SCHOOL GRADUATE

 Regular high school diploma

 GED or alternative credential

COLLEGE OR SOME COLLEGE

 Some college credit, but less than 1 year of college credit

 1 or more years of college credit, no degree

 Associate's degree *(for example: AA, AS)*
 Bachelor's degree *(for example: BA, BS)*

AFTER BACHELOR'S DEGREE

 Master's degree *(for example: MA, MS, MEng, MEd, MSW, MBA)*
 Professional degree beyond a bachelor's degree *(for example: MD, DDS, DVM, LLB, JD)*
 Doctorate degree *(for example: PhD, EdD)*

[Contact Us](#)
[Accessibility](#) [Privacy](#) [Security](#)

highestlevel help

Why We Ask?

We ask this question to measure changes in education over time, to evaluate the educational attainment of the workforce and to identify the educational and training needs of adults. This information is used to analyze career trends, earnings, and to evaluate nondiscrimination in education.

Help

- Select highest grade or level of schooling person has **COMPLETED** or **highest degree** received
- School completed in foreign or ungraded school → report equivalent level of schooling in regular American school system
- No college courses completed for credit → select highest level completed below college level

| Category: | Definition: |
|---|---|
| General Education Development (GED) or alternative credential | The person did not receive a regular high school diploma, BUT Completed high school by receiving a GED or other formal recognition of high school completion from a school or government authority |
| Some college credit, but less than 1 year of college credit | The person has NOT completed enough college credit to be counted as a sophomore |
| Professional degree beyond a bachelor's degree | Do NOT include: <ul style="list-style-type: none"> • Certificates or diplomas for training in specific trades or occupations, such as computer and electronics technology, medical assistant, or cosmetology • Post-bachelor's certificates that are related to occupational training, such as teaching, accounting, or engineering |

[Close Window](#)

[Return to Top](#)

fieldofdegree

| United States™ Census Bureau | | American Community Survey | |
|--|------|---------------------------|--|
| Instructions | FAQs | Save & Logout | |
| <p>12 This question focuses on John E Doe's BACHELOR'S DEGREE. Please enter the specific major(s) of any BACHELOR'S DEGREES John E Doe has received. (For example: chemical engineering, elementary teacher education, organizational psychology) (Help)</p> <input type="text"/> | | | <p>Where You Are</p> <p>Basic Info</p> <p>Housing Questions</p> <p>Person Info</p> <ul style="list-style-type: none"> • John E Doe • Jane P Doe • Jim E Doe |
| <p><< Previous Next >></p> | | | <p>Contact Us</p> <p>Accessibility Privacy Security</p> |

fieldofdegree help

Why We Ask?

We ask this question to understand the U.S. college-educated population. These estimates are used to analyze the effect of certain degrees on earnings and employment, and to examine the supply of highly-skilled workers in a variety of fields.

Help

More than one bachelor's degree or major → enter names of specific majors for all bachelor's degrees

[Close Window](#)

ancestry

United States
Census
Bureau
American Community Survey

Instructions
FAQs
Save & Logout

13 What is John E Doe's ancestry or ethnic origin? [\(Help\)](#)

(For example: Italian, Jamaican, African Am., Cambodian, Cape Verdean, Norwegian, Dominican, French Canadian, Haitian, Korean, Lebanese, Polish, Nigerian, Mexican, Taiwanese, Ukrainian, and so on.)

<< Previous
Next >>

Where You Are

- Basic Info
- Housing Questions
- Person Info
- John E Doe
- Jane P Doe
- Jim E Doe

Contact Us

[Accessibility](#) [Privacy](#) [Security](#)

ancestry help

Why We Ask?

We ask questions about ancestry to identify the ethnic origins of the population. These statistics are needed to measure the characteristics of ethnic groups and to tailor services to accommodate language and cultural differences within communities.

Help

- Ancestry refers to the person's ethnic origin or descent, "roots," or heritage
- Ancestry may also refer to the country of birth of the person or the person's parents or ancestors before their arrival in the U.S.
- Do NOT report a religious group as person's ancestry
- A person may report two ancestry groups (for example: German, Irish)
- Answer for **ALL** persons, regardless of race, Hispanic origin, or place of birth.

[Close Window](#)

language



American Community Survey

[Instructions](#) [FAQs](#) [Save & Logout](#)

14 a. Does John E Doe speak a language other than English at home? ([Help](#))

Yes
 No

[<< Previous](#) [Next >>](#)

Where You Are

- Basic Info
- Housing Questions
- Person Info**
 - John E Doe
 - Jane P Doe
 - Jim E Doe

[Contact Us](#)
[Accessibility](#) [Privacy](#) [Security](#)

language help

Help

| If: | Then select: |
|--|--------------|
| <ul style="list-style-type: none">• The person sometimes or always speaks language other than English at home | Yes |
| <ul style="list-style-type: none">• The person speaks a non-English language only at school, OR• Non-English is limited to a few expressions or slang | No |

[Close Window](#)

whatlanguage

| United States™ Census Bureau | | American Community Survey | |
|---|------|---------------------------|--|
| Instructions | FAQs | Save & Logout | Where You Are |
| <p>14 a. Does John E Doe speak a language other than English at home? (Help)</p> <p> <input checked="" type="radio"/> Yes <input type="radio"/> No </p> <p>b. What is this language? (Help)</p> <input type="text"/> <p><i>For example: Korean, Italian, Spanish, Vietnamese</i></p> <p> <input style="background-color: #008080; color: white;" type="button" value=" << Previous "/> <input style="background-color: #008080; color: white;" type="button" value=" Next >> "/> </p> | | | <p>Basic Info</p> <p>Housing Questions</p> <p>Person Info</p> <ul style="list-style-type: none"> • John E Doe • Jane P Doe • Jim E Doe |
| | | | <p>Contact Us</p> <p>Accessibility Privacy Security</p> |

whatlanguage help**Help**

| If: | Then: |
|---|--|
| <ul style="list-style-type: none">• The person speaks more than one non-English language, AND• Cannot determine which is spoken more often | Report language first learned to speak |

[Close Window](#)

englishprof

| United States™ Census Bureau | | American Community Survey | |
|---|------|---------------------------|--|
| Instructions | FAQs | Save & Logout | |
| <p>14 c. How well does John E Doe speak English?</p> <p> <input type="radio"/> Very well <input type="radio"/> Well <input type="radio"/> Not well <input type="radio"/> Not at all </p> <p> <input type="button" value=" << Previous"/> <input type="button" value=" Next >>"/> </p> | | | <p>Where You Are</p> <p>Basic Info</p> <p>Housing Questions</p> <p>Person Info</p> <ul style="list-style-type: none"> • John E Doe • Jane P Doe • Jim E Doe |
| | | | <p>Contact Us</p> <p>Accessibility Privacy Security</p> |

residencelastyear

| United States™ Census Bureau | | American Community Survey | |
|--|------|---------------------------|---|
| Instructions | FAQs | Save & Logout | |
| <p>15 a. Did John E Doe live in this house 1 year ago? (Help)</p> <p><input type="radio"/> Yes, this house</p> <p><input type="radio"/> No, outside the United States and Puerto Rico - <i>Enter name of foreign country, or U.S. Virgin Islands, Guam, etc., below.</i></p> <p><input type="text"/></p> <p><input checked="" type="radio"/> No, different house in the United States or Puerto Rico</p> <p><input type="button" value=" << Previous"/> <input type="button" value=" Next >>"/></p> | | | Where You Are |
| | | | Basic Info |
| | | | Housing Questions |
| | | | Person Info |
| | | | <ul style="list-style-type: none"> • John E Doe • Jane P Doe • Jim E Doe |
| Contact Us | | | |
| Accessibility Privacy Security | | | |

residencelastyear help**Help**

| If the person: | Then: |
|---|--|
| Did not live in United States or Puerto Rico one year ago | <ul style="list-style-type: none">• Select "No, outside the United States and Puerto Rico" AND• Enter the name of the foreign country, or U.S. Virgin Islands, Guam, etc., where the person lived<ul style="list-style-type: none">• Be specific when entering name of foreign country. For example:<ul style="list-style-type: none">• Czech Republic or Slovakia (not Czechoslovakia)• North or South Korea (not Korea)• Specify particular country or island in Caribbean.<ul style="list-style-type: none">• For example, Jamaica (not West Indies) |

[Close Window](#)

addresslastyear

| United States™ Census Bureau | | American Community Survey | |
|---|------|---------------------------|--|
| Instructions | FAQs | Save & Logout | Where You Are |
| <p>15 b. Where did John E Doe live 1 year ago? (Help)</p> <p>Address (Number and street name) <input type="text"/></p> <p>Name of city, town, or post office <input type="text"/></p> <p>Name of U.S. county or municipio in Puerto Rico <input type="text"/></p> <p>Name of U.S. state or Puerto Rico <input type="text" value="Select Name"/> ▼</p> <p>ZIP Code <input type="text"/></p> <p><input type="button" value=" << Previous"/> <input type="button" value="Next >>"/></p> | | | <p>Basic Info</p> <p>Housing Questions</p> <p>Person Info</p> <ul style="list-style-type: none"> • John E Doe • Jane P Doe • Jim E Doe |
| | | | <p>Contact Us</p> <p>Accessibility Privacy Security</p> |

addresslastyear help

Help

Include:

- House or structure number;
- Street name;
- Street type (for example, St., Road, Ave.);
- Street direction (if a direction such as "North" is part of the address).
 - For example, enter 1239 Main St. or 1239 Main St., N.W., not just 1239 Main.

Address:


| If: | Then: |
|---|---|
| Lived in Puerto Rico | Address should also include name of development or condominium |
| Only known address is a post office box | <ul style="list-style-type: none"> • Do NOT give a post office box number • Give description of residence location. For example, enter: <ul style="list-style-type: none"> • Name of the building where the person lived • Nearest intersection • Name of military base or installation • Nearest street where residence located |

Name of U.S. county or municipio in Puerto Rico:

| If: | Then: |
|---|---|
| Lived in Louisiana | Enter parish name |
| Lived in Alaska | Enter borough or census area name, if known |
| Lived in New York City AND county name is not known | Enter borough name |
| Lived in independent city (not in any county) | Leave blank |
| Lived in Washington, D.C. | Leave blank |

[Close Window](#)

insurance



American Community Survey

[Instructions](#)
[FAQs](#)
[Save & Logout](#)

16 Is John E Doe CURRENTLY covered by any of the following types of health insurance or health coverage plans?

Select "Yes" or "No" for EACH type of coverage in items a - h. [\(Help\)](#)

| | Yes | No |
|---|-----------------------|-----------------------|
| a. Insurance through a current or former employer or union (of John E Doe or another family member) | <input type="radio"/> | <input type="radio"/> |
| b. Insurance purchased directly from an insurance company (by John E Doe or another family member) | <input type="radio"/> | <input type="radio"/> |
| c. Medicare, for people 65 and older, or people with certain disabilities | <input type="radio"/> | <input type="radio"/> |
| d. Medicaid, Medical Assistance, or any kind of government-assistance plan for those with low incomes or a disability | <input type="radio"/> | <input type="radio"/> |
| e. TRICARE or other military health care | <input type="radio"/> | <input type="radio"/> |
| f. VA (including those who have ever used or enrolled for VA health care) | <input type="radio"/> | <input type="radio"/> |
| g. Indian Health Service | <input type="radio"/> | <input type="radio"/> |
| h. Any other type of health insurance or health coverage plan - <i>Specify</i> | <input type="radio"/> | <input type="radio"/> |

Where You Are

Basic Info

Housing Questions

Person Info

- John E Doe
- Jane P Doe
- Jim E Doe

<< Previous
Next >>

[Contact Us](#)

[Accessibility](#) [Privacy](#) [Security](#)

insurance help

Why We Ask?

We ask questions about health insurance to better understand state and local health insurance needs, and to help federal agencies and others more accurately distribute resources. This information is used to identify segments of the population in need of health services.

Help

Do NOT include:

- Plans that cover only one type of health care (such as dental plans)
- Plans that only cover a person in case of an accident or disability

[Close Window](#)

deaf

United States
Census
Bureau

American Community Survey

[Instructions](#)

[FAQs](#)

[Save & Logout](#)

Where You Are

[Basic Info](#)

[Housing Questions](#)

Person Info

• John E Doe

• Jane P Doe

• Jim E Doe

17 a. Is John E Doe deaf or does he have serious difficulty hearing?

Yes

No

<< Previous

Next >>

[Contact Us](#)

[Accessibility](#) [Privacy](#) [Security](#)

blind



American Community Survey

[Instructions](#)

[FAQs](#)

[Save & Logout](#)

Where You Are

Basic Info

Housing Questions

Person Info

- John E Doe
- Jane P Doe
- Jim E Doe

[Contact Us](#)

[Accessibility](#) [Privacy](#) [Security](#)

17 b. Is John E Doe blind or does he have serious difficulty seeing even when wearing glasses?

Yes

No

<< Previous

Next >>

difficultyconcent



American Community Survey

[Instructions](#) [FAQs](#) [Save & Logout](#)

Where You Are

| |
|--------------------|
| Basic Info |
| Housing Questions |
| Person Info |
| • John E Doe |
| • Jane P Doe |
| • Jim E Doe |

18 a. Because of a physical, mental, or emotional condition, does John E Doe have serious difficulty concentrating, remembering, or making decisions?

Yes
 No

<< Previous

Next >>

Contact Us

[Accessibility](#) [Privacy](#) [Security](#)

difficultywalk

| United States™ Census Bureau | | American Community Survey | |
|---|------|---------------------------|--|
| Instructions | FAQs | Save & Logout | |
| <p>18 b. Does John E Doe have serious difficulty walking or climbing stairs?</p> <p> <input type="radio"/> Yes <input type="radio"/> No </p> <p> <input type="button" value=" << Previous"/> <input type="button" value=" Next >>"/> </p> | | | <p>Where You Are</p> <p>Basic Info</p> <p>Housing Questions</p> <p>Person Info</p> <ul style="list-style-type: none"> • John E Doe • Jane P Doe • Jim E Doe |
| | | | <p>Contact Us</p> <p>Accessibility Privacy Security</p> |

difficultydress



American Community Survey

Instructions
FAQs
Save & Logout

18 c. Does John E Doe have difficulty dressing or bathing?

Yes
 No

<< Previous
Next >>

Where You Are

- Basic Info
- Housing Questions
- Person Info**
- John E Doe
- Jane P Doe
- Jim E Doe

[Contact Us](#)

[Accessibility](#)
[Privacy](#)
[Security](#)

difficultyerrand

| United States™ Census Bureau | | American Community Survey | |
|---|------|--|--|
| Instructions | FAQs | Save & Logout | |
| <p>19 Because of a physical, mental, or emotional condition, does John E Doe have difficulty doing errands alone such as visiting a doctor's office or shopping?</p> <p><input type="radio"/> Yes <input type="radio"/> No</p> <p><< Previous Next >></p> | | Where You Are | |
| | | Basic Info | |
| | | Housing Questions | |
| | | Person Info | |
| | | • John E Doe • Jane P Doe • Jim E Doe | |
| | | | |
| | | Contact Us | |
| | | Accessibility Privacy Security | |

marriedstatus

| United States™ Census Bureau | | American Community Survey | |
|---|------|---------------------------|--|
| Instructions | FAQs | Save & Logout | Where You Are |
| <p>20 What is John E Doe's marital status? (Help)</p> <p> <input type="radio"/> Now married <input type="radio"/> Widowed <input type="radio"/> Divorced <input type="radio"/> Separated <input type="radio"/> Never married </p> <p> <input style="background-color: #008080; color: white; padding: 5px;" type="button" value=" << Previous "/> <input style="background-color: #008080; color: white; padding: 5px;" type="button" value=" Next >> "/> </p> | | | <p>Basic Info</p> <p>Housing Questions</p> <p>Person Info</p> <ul style="list-style-type: none"> • John E Doe • Jane P Doe • Jim E Doe |
| | | | <p>Contact Us</p> <p>Accessibility Privacy Security</p> |

marriedstatus help**Help**

| If: | Then select: |
|---|---------------------|
| <ul style="list-style-type: none">• Spouse not living in the household, AND• Still married | Now married |
| <ul style="list-style-type: none">• Spouse not living in the household, AND• Legally separated | Separated |
| <ul style="list-style-type: none">• Only marriage was annulled | Never married |

[Close Window](#)

pmarried



American Community Survey

[Instructions](#) [FAQs](#) [Save & Logout](#)

21 a. In the PAST 12 MONTHS, did John E Doe get married?

Yes
 No

[<< Previous](#) [Next >>](#)

Where You Are

| |
|--------------------|
| Basic Info |
| Housing Questions |
| Person Info |
| • John E Doe |
| • Jane P Doe |
| • Jim E Doe |

[Contact Us](#)
[Accessibility](#) [Privacy](#) [Security](#)

widow

United States™
Census
Bureau

American Community Survey

[Instructions](#)

[FAQs](#)

[Save & Logout](#)

21 b. In the PAST 12 MONTHS, did John E Doe become a widower?

Yes
 No

[<< Previous](#)

[Next >>](#)

| Where You Are |
|--------------------|
| Basic Info |
| Housing Questions |
| Person Info |
| • John E Doe |
| • Jane P Doe |
| • Jim E Doe |


[Contact Us](#)

[Accessibility](#) [Privacy](#) [Security](#)

divorce

| United States™ Census Bureau | | American Community Survey | |
|--|------|---------------------------|--|
| Instructions | FAQs | Save & Logout | |
| <p>21 c. In the PAST 12 MONTHS, did John E Doe get divorced? (Help)</p> <p> <input type="radio"/> Yes <input type="radio"/> No </p> <p> <input style="background-color: #008000; color: white; padding: 5px;" type="button" value=" << Previous "/> <input style="background-color: #008000; color: white; padding: 5px;" type="button" value=" Next >> "/> </p> | | | <p>Where You Are</p> <p>Basic Info</p> <p>Housing Questions</p> <p>Person Info</p> <ul style="list-style-type: none"> • John E Doe • Jane P Doe • Jim E Doe |
| | | | <p>Contact Us</p> <p>Accessibility Privacy Security</p> |

numberofmarriages



American Community Survey

Instructions
FAQs
Save & Logout

22 How many times has John E Doe been married? [\(Help\)](#)

Once
 Two times
 Three or more times

<< Previous
Next >>

Where You Are

Basic Info

Housing Questions

Person Info

• John E Doe

• Jane P Doe

• Jim E Doe

Contact Us

Accessibility
Privacy
Security

numberofmarriages help

Help

Do NOT count marriages that ended in annulment.

[Close Window](#)

yearofmarriage

**United States™
Census Bureau**

American Community Survey

[Instructions](#) [FAQs](#) [Save & Logout](#)

23 In what year did John E Doe last get married? [\(Help\)](#)

YYYY

[<< Previous](#) [Next >>](#)

Where You Are

- Basic Info
- Housing Questions
- Person Info**
 - John E Doe
 - Jane P Doe
 - Jim E Doe

[Contact Us](#)

[Accessibility](#) [Privacy](#) [Security](#)

yearofmarriage help

Help

Even if widowed, divorced, or separated → enter year last got married.

[Close Window](#)

birth



American Community Survey

[Instructions](#)

[FAQs](#)

[Save & Logout](#)

24 Has Jane P Doe given birth to any children in the past 12 months? [\(Help\)](#)

Yes
 No

<< Previous

Next >>

Where You Are

- Basic Info
- Housing Questions
- Person Info**
- John E Doe
- Jane P Doe
- Jim E Doe

[Contact Us](#)

h

Why We Ask?

We ask this question about fertility to project the future size of the population, a basic planning tool for many programs and policies. These data are used to allocate funds to states as well as providing information to local governments and social service providers about child well-being, fertility, health, and the need for child care services and maternity benefits.

Help

- Select "Yes" if the person has given birth to at least one child born alive in the past 12 months, even if the child died or no longer lives with the mother
- Do not consider miscarriages, or stillborn children, or any adopted, foster, or stepchildren

[Close Window](#)

grandchildrenhome

American Community Survey

Instructions
FAQs
Save & Logout

25 a. Does John E Doe have any of his own grandchildren under the age of 18 living in this house?

Yes

No

<< Previous
Next >>

Where You Are

| |
|--------------------|
| Basic Info |
| Housing Questions |
| Person Info |
| • John E Doe |
| • Jane P Doe |
| • Jim E Doe |

[Contact Us](#)

[Accessibility](#) [Privacy](#) [Security](#)

grandparentsresp

| United States™ Census Bureau | | American Community Survey | |
|--|------|---------------------------|--|
| Instructions | FAQs | Save & Logout | Where You Are |
| <p>25 b. Is John E Doe currently responsible for most of the basic needs of any grandchildren under the age of 18 who live in this house?</p> <p> <input type="radio"/> Yes <input type="radio"/> No </p> <p> <input style="background-color: #008080; color: white; padding: 5px;" type="button" value=" << Previous "/> <input style="background-color: #008080; color: white; padding: 5px;" type="button" value=" Next >> "/> </p> | | | <p>Basic Info</p> <p>Housing Questions</p> <p>Person Info</p> <ul style="list-style-type: none"> • John E Doe • Jane P Doe • Jim E Doe |
| | | | Contact Us |
| | | | Accessibility Privacy Security |

lengthofresp

| United States™ Census Bureau | | American Community Survey | |
|---|------|---------------------------|---|
| Instructions | FAQs | Save & Logout | |
| <p>25 c. How long has John E Doe been responsible for these grandchildren? <i>If John E Doe is financially responsible for more than one grandchild, answer the question for the grandchild for whom John E Doe has been responsible for the longest period of time.</i></p> <p> <input type="radio"/> Less than 6 months <input type="radio"/> 6 to 11 months <input type="radio"/> 1 or 2 years <input type="radio"/> 3 or 4 years <input type="radio"/> 5 or more years </p> <p> <input style="background-color: #008080; color: white; padding: 5px;" type="button" value=" << Previous "/> <input style="background-color: #008080; color: white; padding: 5px;" type="button" value=" Next >> "/> </p> | | | Where You Are |
| | | | Basic Info |
| | | | Housing Questions |
| | | | Person Info |
| | | | <ul style="list-style-type: none"> • John E Doe • Jane P Doe • Jim E Doe |
| Contact Us | | | Accessibility Privacy Security |

veteranstat

| United States™ Census Bureau | | American Community Survey | |
|---|------|---------------------------|--|
| Instructions | FAQs | Save & Logout | |
| <p>26 Has John E Doe ever served on active duty in the U.S. Armed Forces, Reserves, or National Guard? <i>Select ONE box.</i> (Help)</p> <p> <input type="radio"/> Never served in the military <input type="radio"/> Only on active duty for training in the Reserves or National Guard <input type="radio"/> Now on active duty <input type="radio"/> On active duty in the past, but not now </p> <p> <input type="button" value=" << Previous"/> <input type="button" value=" Next >>"/> </p> | | | <p>Where You Are</p> <p>Basic Info</p> <p>Housing Questions</p> <p>Person Info</p> <ul style="list-style-type: none"> • John E Doe • Jane P Doe • Jim E Doe |
| | | | <p>Contact Us</p> <p>Accessibility Privacy Security</p> |

veteranstat help

Why We Ask?

We ask questions about military service to measure the needs of veterans at the community level. Veteran status statistics are used to budget and plan programs affecting education, employment, job training, and medical care.

Help

| If: | Then select: |
|---|--|
| <ul style="list-style-type: none"> • Served in the military Reserves, or National Guard, AND called up for active duty other than for training • Served as a commissioned officer of the: <ul style="list-style-type: none"> • Public Health Service • National Oceanic and Atmospheric Administration • Coast and Geodetic Survey • Environmental Science Service Administration | "Now on active duty." OR "On active duty in the past, but not now." |
| Civilian employee or volunteer for: <ul style="list-style-type: none"> • Red Cross • USO • Public Health Service • War or Defense Department | "Never served in the military." |
| World War II Merchant Marine service | "On active duty in the past, but not now." |
| Merchant Marine service other than World War II | "Never served in the military" OR "Only on active duty for training in the Reserves or National Guard." |

[Close Window](#)

[Return to Top](#)

periodofservice

| United States Census Bureau | | American Community Survey | |
|---|------|---------------------------|---|
| Instructions | FAQs | Save & Logout | Where You Are |
| <p>27 When did Tommy Doe serve on active duty in the U.S. Armed Forces? Select EACH period in which Tommy Doe served, even if just for part of the period.</p> <p> <input type="checkbox"/> September 2001 or later <input type="checkbox"/> August 1990 to August 2001 (including Persian Gulf War) <input type="checkbox"/> May 1975 to July 1990 <input type="checkbox"/> Vietnam Era (August 1964 to April 1975) <input type="checkbox"/> February 1955 to July 1964 <input type="checkbox"/> Korean War (July 1950 to January 1955) <input type="checkbox"/> January 1947 to June 1950 <input type="checkbox"/> World War II (December 1941 to December 1946) <input type="checkbox"/> November 1941 or earlier </p> <p> <input type="button" value=" << Previous"/> <input type="button" value=" Next >>"/> </p> | | | <p>Basic Info</p> <p>Housing Questions</p> <p>Person Info</p> <p>• Tommy Doe</p> |
| | | | <p>Contact Us</p> <p>Accessibility Privacy Security</p> |


periodofservice help

Why We Ask?

We ask questions about military service to measure the needs of veterans at the community level. Period of military service statistics are used to determine the needs of different groups of veterans.

[Close Window](#)

vadisability



American Community Survey

[Instructions](#)

[FAQs](#)

[Save & Logout](#)

28 a. Does Tommy Doe have a VA service-connected disability rating?

Yes (such as 0%, 10%, 20%, ..., 100%)
 No

<< Previous

Next >>

Where You Are

Basic Info

Housing Questions

Person Info

• Tommy Doe

[Contact Us](#)

[Accessibility](#) [Privacy](#) [Security](#)

disabilityrate

| United States™ Census Bureau | | American Community Survey | |
|---|------|---------------------------|----------------------|
| Instructions | FAQs | Save & Logout | |
| <p>28 b. What is Tommy Doe's service-connected disability rating? (Help)</p> <p> <input type="radio"/> 0 percent <input type="radio"/> 10 or 20 percent <input type="radio"/> 30 or 40 percent <input type="radio"/> 50 or 60 percent <input type="radio"/> 70 percent or higher </p> <p> <input style="background-color: #008000; color: white; padding: 5px;" type="button" value=" << Previous "/> <input style="background-color: #008000; color: white; padding: 5px;" type="button" value=" Next >> "/> </p> | | | Where You Are |
| | | | Basic Info |
| | | | Housing Questions |
| | | | Person Info |
| | | | • Tommy Doe |
| Contact Us | | | |
| Accessibility Privacy Security | | | |

disabilityrate help

Help

- Received service-connected disability rating of zero → select "0 percent"
- Do NOT select "0 percent" to indicate no rating

[Close Window](#)

worklastweek

| United States Census Bureau | | American Community Survey | |
|---|------|---------------------------|--|
| Instructions | FAQs | Save & Logout | |
| <p>29 a. LAST WEEK, did John E Doe work for pay at a job (or business)? (Help)</p> <p> <input type="radio"/> Yes <input type="radio"/> No - Did not work (or retired) </p> <p> <input type="button" value=" << Previous"/> <input type="button" value=" Next >>"/> </p> | | | <p>Where You Are</p> <p>Basic Info</p> <p>Housing Questions</p> <p>Person Info</p> <ul style="list-style-type: none"> • John E Doe • Jane P Doe • Jim E Doe |
| | | | <p>Contact Us</p> <p>Accessibility Privacy Security</p> |

worklastweek help

Help

- Count as work → Select "Yes" if this person performed:
 - Work for someone else for wages, salary, piece rate, commission, tips, or payments "in kind" (for example, food or lodging received as payment for work performed)
 - Work in own business, professional practice, or farm
 - Any work in a family business or farm, paid or not
 - Any part-time work including babysitting, paper routes, etc.
 - Active duty in the Armed Forces
- Do not count as work → Select "No" if this person's activities were limited to the following:
 - Housework or yard work at home
 - Unpaid volunteer work
 - School work done as a student
 - Work done as a resident or inmate of an institutional facility (like a nursing facility or correctional facility)

[Close Window](#)

anyworklastweek



American Community Survey

[Instructions](#) [FAQs](#) [Save & Logout](#)

Where You Are

- Basic Info
- Housing Questions
- Person Info
 - John Coe

29 b. LAST WEEK, did John Coe do ANY work for pay, even for as little as one hour? [\(Help\)](#)

Yes
 No

<< Previous

Next >>

Contact Us

[Accessibility](#) [Privacy](#) [Security](#)


Anyworklastweek help

Help

- Count as work - Select "Yes" if this person performed:
 - Work for someone else for wages, salary, piece rate, commission, tips, or payments "in kind" (for example, food or lodging received as payment for work performed)
 - Work in own business, professional practice, or farm
 - Any work in a family business or farm, paid or not
 - Any part-time work including babysitting, paper routes, etc.
 - Active duty in the Armed Forces
- Do not count as work - Select "No" if this person's activities were limited to the following:
 - Housework or yard work at home
 - Unpaid volunteer work
 - School work done as a student
 - Work done as a resident or inmate of an institutional facility (like a nursing facility or correctional facility)

[Close Window](#)

worklocal


American Community Survey

Instructions
FAQs
Save & Logout

30 At what location did John E Doe work LAST WEEK? If John E Doe worked at more than one location, enter where he worked most last week. [\(Help\)](#)

a. Address (Number and street name)

If the exact address is not known, give a description of the location such as the building name or the nearest street or intersection.

b. Name of city, town, or post office

c. Is the work location inside the limits of that city or town?

Yes
 No, outside the city/town limits

d. Name of county

e. Name of U.S. state or foreign country

f. ZIP Code

Where You Are

Basic Info

Housing Questions

Person Info

- John E Doe
- Jane P Doe
- Jim E Doe

<< Previous
Next >>

Contact Us

[Accessibility](#)
[Privacy](#)
[Security](#)

worklocal help

Why We Ask?

We ask questions about place of work and journey to work because information about commuting patterns is crucial to planning highway improvements, developing public transportation services, creating emergency response strategies, and allocating federal funds.

Help

Include:

- Building or structure number;
- Street name;
- Street type (for example, St., Road, Ave.);
- Street direction (if direction such as "North" is part of the address);
 - For example, type 1239 N. Main St. or 1239 Main St., N.W., not just 1239 Main

| If: | Then: |
|--|--|
| Only known address is post office box | <ul style="list-style-type: none"> • Do NOT give a post office box number • Enter description of work location, such as name of building or shopping center, nearest intersection, or nearest street |
| Worked at military installation or military base that has no street address | Enter name of military installation or base, AND enter description of work location, such as building number, building name, nearest street or intersection |
| Worked at several locations, but reported to same location each day to begin work | Enter street address of location reported |
| Worked at several locations, but did NOT report to same location each day to begin work | Enter address of location worked most of the time last week |
| Employer operates in more than one location, such as: <ul style="list-style-type: none"> • Grocery store chain • Public school system | <ul style="list-style-type: none"> • Enter street address of location or branch where worked • If street address of a school is not known, enter name of school, AND description of location, such as nearest street or intersection |
| Person worked on a college or university campus AND street address of the workplace is not known | Enter name of building where worked, AND description of location, such as nearest street or intersection |

[Close Window](#)

[Return to Top](#)

transporttowork

| United States™ Census Bureau | | American Community Survey | |
|--|------|---------------------------|--|
| Instructions | FAQs | Save & Logout | Where You Are |
| <p>31 How did John E Doe usually get to work LAST WEEK? If John E Doe usually used more than one method of transportation during the trip, select the one used for most of the distance. (Help)</p> <p> <input type="radio"/> Car, truck, or van <input type="radio"/> Bus or trolley bus <input type="radio"/> Streetcar or trolley car <input type="radio"/> Subway or elevated <input type="radio"/> Railroad <input type="radio"/> Ferryboat <input type="radio"/> Taxicab <input type="radio"/> Motorcycle <input type="radio"/> Bicycle <input type="radio"/> Walked <input type="radio"/> Worked at home <input type="radio"/> Other method </p> <p> <input style="background-color: #008080; color: white; padding: 5px;" type="button" value=" << Previous "/> <input style="background-color: #008080; color: white; padding: 5px;" type="button" value=" Next >> "/> </p> | | | <p>Basic Info</p> <p>Housing Questions</p> <p>Person Info</p> <ul style="list-style-type: none"> • John E Doe • Jane P Doe • Jim E Doe |
| | | | <p>Contact Us</p> <p>Accessibility Privacy Security</p> |

transporttowork help

Why We Ask?

We ask questions about place of work and journey to work because commuting patterns and characteristics are crucial to planning highway improvements, developing public transportation services, creating emergency response strategies, and allocating federal funds.

Help

- Worked on a farm where he or she lives → select "Worked at home"
- Worked in an office or shop in the person's own home → select "Worked at home"
- If different modes are used on different days → select mode used on most of the days

| If person rode: | Then select: |
|---|--------------------------|
| <ul style="list-style-type: none"> • Company car • Limousine (private) • Mini-bus • Station wagon • Truck cab • Truck (light) of 1-ton capacity or less | Car, truck, or van |
| <ul style="list-style-type: none"> • Light rail • Vehicles that operate on tracks or rails with overhead electrical wires | Streetcar or trolley car |
| <ul style="list-style-type: none"> • Commuter train | Railroad |
| <ul style="list-style-type: none"> • Cab • Limousines for which fare is charged (airport limousines) | Taxicab |
| <ul style="list-style-type: none"> • Moped • Motor scooter • Similar motor-driven vehicle | Motorcycle |
| <ul style="list-style-type: none"> • Bicycle or other vehicle that is pedaled | Bicycle |
| <ul style="list-style-type: none"> • Airplane • All-Terrain Vehicle (ATV) • Boat (other than public ferry) • Dogsled • Helicopter • Horse (with or without buggy) • Inline skates • Limousine (for hire) • Motor home (large) • Motorized chair • Self-balancing electric vehicle • Skateboard • Snow machine/snowmobile • Truck (large) or truck rig | Other method |

[Close Window](#)

[Return to Top](#)

numberofriders

| United States™ Census Bureau | | American Community Survey | |
|--|------|---------------------------|--|
| Instructions | FAQs | Save & Logout | |
| <p>32 How many people, including John E Doe, usually rode to work in the car, truck, or van LAST WEEK? (Help)</p> <p>Person(s)</p> <input type="text"/> | | | <p>Where You Are</p> <p>Basic Info</p> <p>Housing Questions</p> <p>Person Info</p> <ul style="list-style-type: none"> • John E Doe • Jane P Doe • Jim E Doe |
| <p><< Previous</p> <p>Next >></p> | | | |
| | | | <p>Contact Us</p> <p>Accessibility Privacy Security</p> |

numberofriders help

Why We Ask?

We ask questions about place of work and journey to work because commuting patterns and characteristics are crucial to planning highway improvements, developing public transportation services, creating emergency response strategies, and allocating federal funds.

Help

- If driven to work by someone who then drove back home or to a non-work destination → enter "1"
- Do NOT include persons who rode to school or some other non-work destination

[Close Window](#)

timeleftforwork

| United States™ Census Bureau | | American Community Survey | |
|--|------|---------------------------|--|
| Instructions | FAQs | Save & Logout | Where You Are |
| <p>33 What time did John E Doe usually leave home to go to work LAST WEEK? (Help)</p> <p>Hour Minute <input type="radio"/> a.m. <input type="text"/> : <input type="text"/> <input type="radio"/> p.m.</p> <p><input style="background-color: #008000; color: white; padding: 5px;" type="button" value=" << Previous "/> <input style="background-color: #008000; color: white; padding: 5px;" type="button" value=" Next >> "/></p> | | | <p>Basic Info</p> <p>Housing Questions</p> <p>Person Info</p> <ul style="list-style-type: none"> • John E Doe • Jane P Doe • Jim E Doe |
| | | | <p>Contact Us</p> <p>Accessibility Privacy Security</p> |

timeleftforwork help

Why We Ask?

We ask about time left for work to help plan emergency response in areas of high concentrations of traffic. Additionally, this information is used to analyze congestion trends and provide improvement strategies.

Help

- Between 12:00 o'clock midnight and 12:00 o'clock noon → select "a.m."
- Between 12:00 o'clock noon and 12:00 o'clock midnight → select "p.m."

[Close Window](#)

mintowork

| United States™ Census Bureau | | American Community Survey | |
|---|------|---------------------------|--|
| Instructions | FAQs | Save & Logout | |
| <p>34 How many minutes did it usually take John E Doe to get from home to work LAST WEEK? (Help)</p> <p>Minutes</p> <input type="text"/> | | | <p>Where You Are</p> <p>Basic Info</p> <p>Housing Questions</p> <p>Person Info</p> <ul style="list-style-type: none"> • John E Doe • Jane P Doe • Jim E Doe |
| <p><< Previous</p> <p>Next >></p> | | | |
| | | | <p>Contact Us</p> <p>Accessibility Privacy Security</p> |

mintowork help

Why We Ask?

We ask questions about place of work and journey to work because commuting patterns and characteristics are crucial to planning highway improvements, developing public transportation services, creating emergency response strategies, and allocating federal funds.

Help

- Travel time is from door to door
- Enter one-way commute time for this person's usual daily commute
- Include time waiting for public transportation or picking up passengers in a carpool

[Close Window](#)

fitymoreweeks

| United States™ Census Bureau | | American Community Survey | |
|---|------|---------------------------|--|
| Instructions | FAQs | Save & Logout | Where You Are |
| <p>39 a. During the PAST 12 MONTHS (52 weeks), did John E Doe work 50 or more weeks? Count paid time off as work. (Help)</p> <p> <input type="radio"/> Yes <input type="radio"/> No </p> <p> <input data-bbox="233 699 489 753" type="button" value=" << Previous "/> <input data-bbox="522 699 779 753" type="button" value=" Next >> "/> </p> | | | <p>Basic Info</p> <p>Housing Questions</p> <p>Person Info</p> <ul style="list-style-type: none"> • John E Doe • Jane P Doe • Jim E Doe |
| | | | <p>Contact Us</p> <p>Accessibility Privacy Security</p> |

fiftymoreweeks help

Help

- Count every week in which the person did any work at all, even for an hour
- Count weeks this person was on paid vacation, paid sick leave, or military service
- Count weeks if this person performed:
 - Work for someone else for wages, salary, piece rate, commission, tips, or payments "in kind" (for example, food or lodging received as payment for work performed)
 - Work in own business, professional practice, or farm
 - Any work in a family business or farm, paid or not
 - Any part-time work including babysitting, paper routes, etc.
 - Active duty in the Armed Forces
- Do NOT count weeks in which this person's activities were limited to the following:
 - Housework or yard work at home
 - Unpaid volunteer work
 - School work done as a student
 - Work done as a resident or inmate of an institution

[Close Window](#)

weeksworked

| United States™ Census Bureau | | American Community Survey | | |
|---|------|---------------------------|---|--|
| Instructions | FAQs | Save & Logout | | |
| <p>39 a. During the PAST 12 MONTHS (52 weeks), did John E Doe work 50 or more weeks? Count paid time off as work. (Help)</p> <p><input type="radio"/> Yes <input checked="" type="radio"/> No</p> <p>39 b. How many weeks DID John E Doe work, even for a few hours, INCLUDING paid vacation, paid sick leave, and military service?</p> <p><input type="radio"/> 50 to 52 weeks <input type="radio"/> 48 to 49 weeks <input type="radio"/> 40 to 47 weeks <input type="radio"/> 27 to 39 weeks <input type="radio"/> 14 to 26 weeks <input type="radio"/> 13 weeks or less</p> <p><input type="button" value=" << Previous"/> <input type="button" value=" Next >>"/></p> | | | Where You Are | |
| | | | Basic Info | |
| | | | Housing Questions | |
| | | | Person Info | |
| | | | <ul style="list-style-type: none"> • John E Doe • Jane P Doe • Jim E Doe | |
| | | | Contact Us | |
| | | | Accessibility Privacy Security | |

hoursworked

| United States™ Census Bureau | | American Community Survey | |
|--|------|---------------------------|--|
| Instructions | FAQs | Save & Logout | Where You Are |
| <p>40 During the PAST 12 MONTHS, in the WEEKS WORKED, how many hours did John E Doe usually work each WEEK? (Help)</p> <p>Usual hours worked each WEEK</p> <input type="text"/> | | | <p>Basic Info</p> <p>Housing Questions</p> <p>Person Info</p> <ul style="list-style-type: none"> • John E Doe • Jane P Doe • Jim E Doe |
| <p><< Previous</p> <p>Next >></p> | | | |
| | | | <p>Contact Us</p> <p>Accessibility Privacy Security</p> |

hoursworked help

Help

If hours worked each week varied considerably →
enter approximate average number of hours
worked each week

[Close Window](#)

anywork

United States™
Census
Bureau

American Community Survey

[Instructions](#) [FAQs](#) [Save & Logout](#)

29 b. LAST WEEK, did Jane P Doe do ANY work for pay, even for as little as one hour? ([Help](#))

Yes
 No

[<< Previous](#) [Next >>](#)

Where You Are

- Basic Info
- Housing Questions
- Person Info**
- John E Doe
- Jane P Doe
- Jim E Doe

[Contact Us](#)

[Accessibility](#) [Privacy](#) [Security](#)

anywork help

Help

- Count as work - Select "Yes" if this person performed:
 - Work for someone else for wages, salary, piece rate, commission, tips, or payments "in kind" (for example, food or lodging received as payment for work performed)
 - Work in own business, professional practice, or farm
 - Any work in a family business or farm, paid or not
 - Any part-time work including babysitting, paper routes, etc.
 - Active duty in the Armed Forces
- Do not count as work - Select "No" if this person's activities were limited to the following:
 - Housework or yard work at home
 - Unpaid volunteer work
 - School work done as a student
 - Work done as a resident or inmate of an institution

[Close Window](#)

layoff


American Community Survey

Instructions
FAQs
Save & Logout

35 a. LAST WEEK, was Jane P Doe on layoff from a job? ([Help](#))

Yes
 No

<< Previous
Next >>

Where You Are

- Basic Info
- Housing Questions
- Person Info**
- John E Doe
- Jane P Doe
- Jim E Doe

Contact Us

[Accessibility](#)
[Privacy](#)
[Security](#)

layoff help

Help

- Waiting to be recalled to a job from which the person was temporarily separated for business-related reasons → select "Yes"

[Close Window](#)

tempabsent

| United States Census Bureau | | American Community Survey | |
|--|------|---------------------------|--|
| Instructions | FAQs | Save & Logout | Where You Are |
| <p>35 b. LAST WEEK, was Jane P Doe TEMPORARILY absent from a job or business? (Help)</p> <p> <input type="radio"/> Yes, on vacation, temporary illness, maternity leave, other family/personal reasons, bad weather, etc. <input type="radio"/> No </p> <p> <input style="background-color: #008000; color: white; padding: 5px;" type="button" value=" << Previous "/> <input style="background-color: #008000; color: white; padding: 5px;" type="button" value=" Next >> "/> </p> | | | <p>Basic Info</p> <p>Housing Questions</p> <p>Person Info</p> <ul style="list-style-type: none"> • John E Doe • Jane P Doe • Jim E Doe |
| | | | <p>Contact Us</p> <p>Accessibility Privacy Security</p> |

tempabsent help


Help

Select "No" if the person:

- Works only during certain seasons
- Works only on a day-by-day basis when work is available

[Close Window](#)

recalltowork


American Community Survey

Instructions
FAQs
Save & Logout

35 c. Has Jane P Doe been informed that she will be recalled to work within the next 6 months OR been given a date to return to work? [\(Help\)](#)

Yes
 No

<< Previous
Next >>

Where You Are

Basic Info

Housing Questions

Person Info

• John E Doe

• Jane P Doe

• Jim E Doe

[Contact Us](#)

[Accessibility](#) [Privacy](#) [Security](#)

recallto work help

Help

Select "Yes" if the person was:

- Informed by employer, either formally or informally, that they will be recalled within next 6 months
- Given, formally or informally, specific date to return to work, even if that date is more than 6 months away

[Close Window](#)

activelookforwork

United States™
Census
Bureau

American Community Survey

[Instructions](#) [FAQs](#) [Save & Logout](#)

36 During the LAST 4 WEEKS, has Jane P Doe been ACTIVELY looking for work? [\(Help\)](#)

Yes
 No

[<< Previous](#) [Next >>](#)

Where You Are

- Basic Info
- Housing Questions
- Person Info**
- John E Doe
- Jane P Doe
- Jim E Doe

[Contact Us](#)

[Accessibility](#) [Privacy](#) [Security](#)

activelookforwork help

Help

Select "Yes" if the person tried to get a job or start a business or professional practice at any time in the last 4 weeks. For example:

- Registered at a public or private employment office
- Went to a job interview
- Placed or answered employment ads
- Did anything toward starting a business or professional practice

[Close Window](#)

couldwork

| United States™ Census Bureau | | American Community Survey | |
|--|------|---------------------------|--|
| Instructions | FAQs | Save & Logout | Where You Are |
| <p>37 LAST WEEK, could Jane P Doe have started a job if offered one, or returned to work if recalled? (Help)</p> <p> <input type="radio"/> Yes, could have gone to work <input type="radio"/> No, because of own temporary illness <input type="radio"/> No, because of all other reasons (in school, etc.) </p> <p> <input type="button" value=" << Previous"/> <input type="button" value=" Next >>"/> </p> | | | <ul style="list-style-type: none"> Basic Info Housing Questions Person Info • John E Doe • Jane P Doe • Jim E Doe |
| | | | <p style="text-align: right;">Contact Us</p> <p style="text-align: right;"> Accessibility Privacy Security </p> |


couldwork help

Help

- If the person was expecting to report to a job within 30 days → select "Yes, could have gone to work"
- Select "No, because of own temporary illness" only if the person expects to be able to work within 30 days
- If the person could not have gone to work because he or she was going to school, taking care of children, etc. → select "No, because of all other reasons (in school, etc.)"

[Close Window](#)

lastworked


American Community Survey

Instructions
FAQs
Save & Logout

38 When did Jane P Doe last work, even for a few days? ([Help](#))

Within the past 12 months
 1 to 5 years ago
 Over 5 years ago or never worked

<< Previous
Next >>

Where You Are

- Basic Info
- Housing Questions
- Person Info
- John E Doe
- Jane P Doe
- Jim E Doe

[Contact Us](#)

[Accessibility](#) [Privacy](#) [Security](#)

lastworked help

Help

- Count as work if this person performed:
 - Work for someone else for wages, salary, piece rate, commission, tips, or payments "in kind" (for example, food or lodging received as payment for work performed)
 - Work in own business, professional practice, or farm
 - Any work in a family business or farm, paid or not
 - Any part-time work including babysitting, paper routes, etc.
 - Active duty in the Armed Forces
- Do NOT count as work if this person's activities were limited to the following:
 - Housework or yard work at home
 - Unpaid volunteer work
 - School work done as a student
 - Work done as a resident or inmate of an institution
- Select "Over 5 years ago or never worked" if the person:
 - Never worked at any kind of job or business, either full or part time, AND
 - Never worked, with or without pay, in a family business or farm, AND
 - Never served on active duty in Armed Forces

[Close Window](#)

Employee type

| United States™ Census Bureau | | American Community Survey | |
|---|------|---------------------------|--|
| Instructions | FAQs | Save & Logout | Where You Are |
| <p>41 The next series of questions are about the type of business John E Doe worked for and the type of work that he did. Describe clearly John E Doe's chief job activity or business last week. If John E Doe had more than one job, describe the one at which he worked the most hours. If John E Doe had no job or business last week, give information for his last job or business.</p> <p>Was John E Doe — (Help)</p> <p> <input type="radio"/> an employee of a PRIVATE FOR-PROFIT company or business, or of an individual, for wages, salary, or commissions? <input type="radio"/> an employee of a PRIVATE NOT-FOR-PROFIT, tax-exempt, or charitable organization? <input type="radio"/> a local GOVERNMENT employee (city, county, etc.)? <input type="radio"/> a state GOVERNMENT employee? <input type="radio"/> an ACTIVE DUTY U.S. Armed Forces member? <input type="radio"/> a Federal GOVERNMENT employee (excluding active duty military)? <input type="radio"/> SELF-EMPLOYED in own NOT INCORPORATED business, professional practice, or farm? <input type="radio"/> SELF-EMPLOYED in own INCORPORATED business, professional practice, or farm? <input type="radio"/> working WITHOUT PAY in family business or farm? </p> <p> <input style="background-color: #008000; color: white; padding: 5px;" type="button" value=" << Previous "/> <input style="background-color: #008000; color: white; padding: 5px;" type="button" value=" Next >> "/> </p> | | | <p>Basic Info</p> <p>Housing Questions</p> <p>Person Info</p> <ul style="list-style-type: none"> • John E Doe • Jane P Doe • Jim E Doe |
| | | | <p>Contact Us</p> <p>Accessibility Privacy Security</p> |

employeetype help

Why We Ask?

We ask questions about class of worker to understand more about the labor force. These statistics are used to plan and measure education, economic growth, career development and job training programs, and to measure compliance with antidiscrimination policies.

Help

| If worked for: | Then select: |
|--|---|
| <ul style="list-style-type: none"> • Department store • Restaurant • Automobile dealer • National investment firm | An employee of a PRIVATE FOR-PROFIT company or business, or of an individual, for wages, salary, or commissions |
| <ul style="list-style-type: none"> • Cooperative • Credit union • Mutual insurance company | An employee of a PRIVATE NOT-FOR-PROFIT, tax exempt, or charitable organization |
| <ul style="list-style-type: none"> • County-run community college • City-run public school • City-owned bus lines | A local GOVERNMENT employee (city, county, etc.) |
| <ul style="list-style-type: none"> • State university • State police | A State GOVERNMENT employee |
| <ul style="list-style-type: none"> • Armed Forces, regular service • Military Reserves AND called to service by military order (not weekend training) | An active duty U.S. Armed Forces member |
| <ul style="list-style-type: none"> • Foreign government • United Nations | A Federal GOVERNMENT employee |
| <ul style="list-style-type: none"> • Profit or fees in his or her own business, farm, office, etc. • Sole proprietorships and partnerships, but the company is not incorporated | SELF-EMPLOYED in own NOT INCORPORATED |
| <ul style="list-style-type: none"> • Own business or organization which was a legal entity created by filing documents with the local secretary of state, commissioner of corporations, or similar official | SELF-EMPLOYED in own INCORPORATED |
| <ul style="list-style-type: none"> • Worked on a farm or in a business operated by a relative. • This category only applies to workers in the family business or farm, not the owners. • The work does not include housework or yard work at home, caring for a family member, unpaid volunteer work or unpaid internships. • If the worker receives money, which is considered wages for work, do not assign this category. | An employee WITHOUT PAY in a family business or farm |

[Close Window](#)

employer


American Community Survey

Instructions
FAQs
Save & Logout

42 What was the name of John E Doe's company, business, or other employer? ([Help](#))

<< Previous
Next >>

Where You Are

Basic Info

Housing Questions

Person Info

- John E Doe
- Jane P Doe
- Jim E Doe

[Contact Us](#)
[Accessibility](#)
[Privacy](#)
[Security](#)

employer help

Help

| If worked for: | Then enter: |
|---|--|
| <ul style="list-style-type: none">• Company• Business• Government agency | Name of company, NOT name of person's supervisor |
| <ul style="list-style-type: none">• Individual or business that had no company name | Name of individual this person worked for |
| <ul style="list-style-type: none">• His or her own un- named business | "Self-employed" |

[Close Window](#)

militaryemployer

| United States™ Census Bureau | | American Community Survey | |
|--|------|---------------------------|--|
| Instructions | FAQs | Save & Logout | Where You Are |
| <p>42 Which branch of the Armed Forces does John E Doe work for? (Help)</p> <p> <input type="radio"/> U.S. Army <input type="radio"/> U.S. Navy <input type="radio"/> U.S. Air Force <input type="radio"/> U.S. Marine Corps <input type="radio"/> U.S. Coast Guard </p> <p> <input style="background-color: #008080; color: white; padding: 5px;" type="button" value=" << Previous "/> <input style="background-color: #008080; color: white; padding: 5px;" type="button" value=" Next >> "/> </p> | | | <p>Basic Info</p> <p>Housing Questions</p> <p>Person Info</p> <ul style="list-style-type: none"> • John E Doe • Jane P Doe • Jim E Doe |
| | | | <p>Contact Us</p> <p> Accessibility Privacy Security </p> |

militaryemployer help

Help

- Do NOT include:
 - Persons elected to federal offices
 - Civilian employees of the Armed Forces
- Include ACTIVE DUTY members of:
 - US Army
 - US Navy
 - US Air Force
 - US Marine Corps
 - US Coast Guard

[Close Window](#)

typeofbusiness

| United States™ Census Bureau | | American Community Survey | |
|---|------|---------------------------|--|
| Instructions | FAQs | Save & Logout | |
| <p>43 What kind of business or industry was this? Describe the activity at the location where employed. (For example: hospital, newspaper publishing, mail order house, auto engine manufacturing, bank) (Help)</p> <input type="text"/> | | | <p>Where You Are</p> <p>Basic Info</p> <p>Housing Questions</p> <p>Person Info</p> <ul style="list-style-type: none"> • John E Doe • Jane P Doe • Jim E Doe |
| <p><< Previous Next >></p> | | | <p>Contact Us</p> <p>Accessibility Privacy Security</p> |

typeofbusiness help

Help

- Clearly and specifically describe what the business, industry, or individual employer does at the location where the person worked
- More than one activity → describe only major activity
- Enter what is made, what is sold, or what service is given
- Enter descriptions like the following:
 - Newspaper publishing
 - Mail Order House
 - Auto engine manufacturing

[Close Window](#)

businessclass

| United States™ Census Bureau | | American Community Survey | |
|--|------|---------------------------|--|
| Instructions | FAQs | Save & Logout | Where You Are |
| <p>44 Is this business mainly — (Help)</p> <p> <input type="radio"/> manufacturing? <input type="radio"/> wholesale trade? <input type="radio"/> retail trade? <input type="radio"/> other (agriculture, construction, service, government, etc.)? </p> <p> <input style="background-color: #008000; color: white; padding: 5px;" type="button" value=" << Previous "/> <input style="background-color: #008000; color: white; padding: 5px;" type="button" value=" Next >> "/> </p> | | | <p>Basic Info</p> <p>Housing Questions</p> <p>Person Info</p> <ul style="list-style-type: none"> • John E Doe • Jane P Doe • Jim E Doe |
| | | | <p>Contact Us</p> <p>Accessibility Privacy Security</p> |

businessclass help**Help**

| If main industry activity was: | Then select: |
|--|--|
| <ul style="list-style-type: none">• Making and processing of products, OR• Making, processing, and selling of products in large lots to other manufacturers, wholesalers, or retailers | Manufacturing |
| <ul style="list-style-type: none">• Buying of goods in large quantities from the manufacturer and selling the goods, usually in large volume, to other wholesalers or retailers, or industrial users | Wholesale trade |
| <ul style="list-style-type: none">• Selling of products to individual consumers or users | Retail trade |
| <ul style="list-style-type: none">• Other kinds of industries not previously mentioned, such as farms, construction firms, government offices, and services | Other (agriculture, construction, service, government, etc.) |

[Close Window](#)

typeofwork

| United States Census Bureau | | American Community Survey | |
|---|------|---------------------------|--|
| Instructions | FAQs | Save & Logout | |
| <p>45 What kind of work was John E Doe doing at this job? (For example: registered nurse, personnel manager, supervisor of order department, secretary, accountant) (Help)</p> <input type="text"/> | | | <p>Where You Are</p> <p>Basic Info</p> <p>Housing Questions</p> <p>Person Info</p> <ul style="list-style-type: none"> • John E Doe • Jane P Doe • Jim E Doe |
| <p><< Previous</p> <p>Next >></p> | | | <p>Contact Us</p> <p>Accessibility Privacy Security</p> |

typeofwork help

Help

- Provide clearly and specifically a description of the kind of work the person does.
- If possible, avoid single words such as: nurse, manager, and teacher.
- Enter descriptions like the following:
 - Registered nurse
 - Personnel manager
 - Supervisor of order department
 - High school teacher
- If trainee, apprentice, or helper → include in description

[Close Window](#)

duties

| United States™ Census Bureau | | American Community Survey | |
|--|------|---------------------------|--|
| Instructions | FAQs | Save & Logout | |
| <p>46 What were John E Doe's most important activities or duties? <i>(For example: patient care, directing hiring policies, supervising order clerks, typing and filing, reconciling financial records)</i> (Help)</p> <input type="text"/> | | | <p>Where You Are</p> <p>Basic Info</p> <p>Housing Questions</p> <p>Person Info</p> <ul style="list-style-type: none"> • John E Doe • Jane P Doe • Jim E Doe |
| <p><< Previous</p> <p>Next >></p> | | | <p>Contact Us</p> <p>Accessibility Privacy Security</p> |

duties help

Help

- Provide clearly and specifically a description of the most important activities or duties performed
- Enter descriptions like the following:
 - Patient care
 - Directing hiring policies
 - Supervising order clerks
 - Typing and filing
 - Reconciling financial records

[Close Window](#)

wages

| United States™ Census Bureau | | American Community Survey | |
|--|------|---------------------------|--|
| Instructions | FAQs | Save & Logout | |
| <p>46 What were John E Doe's most important activities or duties? <i>(For example: patient care, directing hiring policies, supervising order clerks, typing and filing, reconciling financial records)</i> (Help)</p> <input type="text"/> | | | <p>Where You Are</p> <p>Basic Info</p> <p>Housing Questions</p> <p>Person Info</p> <ul style="list-style-type: none"> • John E Doe • Jane P Doe • Jim E Doe |
| <p><< Previous Next >></p> | | | <p>Contact Us</p> <p>Accessibility Privacy Security</p> |

wages help

Why We Ask?

We ask questions about various types of income to determine poverty levels, measure economic well-being, and gauge the need for economic assistance. This information is used to supply funds for food, health care, job training, housing, and other assistance programs.

Help

| If person received: | Then select: |
|--|--------------|
| <ul style="list-style-type: none"> • Wages and salaries before deductions from ALL jobs • Tips • Commissions • Bonuses • Salary from incorporated businesses • Sick leave pay • Vacation pay • Director fees • Severance pay • Assistantships and teaching fellowships • Piece-rate • Military personnel: <ul style="list-style-type: none"> • Base pay • Cash housing and/or subsistence allowance • Flight pay • Uniform allotments • Reenlistment bonuses • Armed forces or national guard pay | Yes |

[Close Window](#)

[Return to Top](#)

wagesamt

| United States Census Bureau | American Community Survey | |
|---|---------------------------|----------------------|
| Instructions | FAQs | Save & Logout |
| 47 The next few questions are about John E Doe's income during the PAST 12 MONTHS. | | Where You Are |
| <p>For each type of income John E Doe received, give your best estimate of the TOTAL AMOUNT during the PAST 12 MONTHS. (NOTE: The "past 12 months" is the period from today's date one year ago up through today.)</p> <p>For income received jointly, report the appropriate share for each person - or, if that's not possible, report the whole amount for only one person and select "No" for the other person.</p> | | Basic Info |
| <p>a. Did John E Doe receive any wages, salary, commissions, bonuses, or tips during the PAST 12 MONTHS? (Help)</p> | | Housing Questions |
| <p><input checked="" type="radio"/> Yes <input type="radio"/> No</p> | | Person Info |
| <p>➔ What was the amount? Report amount from all jobs before any deductions for taxes, bonds, dues, or other items. (Help)</p> | | • John E Doe |
| <p>TOTAL AMOUNT for past 12 months \$ <input type="text"/> .00</p> | | • Jane P Doe |
| << Previous | | • Jim E Doe |
| Next >> | | |

Contact Us

[Accessibility](#) [Privacy](#) [Security](#)

wagesamt help

Why We Ask?

We ask questions about various types of income to determine poverty levels, measure economic well-being, and gauge the need for economic assistance. This information is used to supply funds for food, health care, job training, housing, and other assistance programs.

Help

| If person received: | Then: |
|--|--------------------------|
| <ul style="list-style-type: none"> • Wages and salaries before deductions from ALL jobs • Tips • Commissions • Bonuses • Salary from incorporated businesses • Sick leave pay • Vacation pay • Director fees • Severance pay • Assistantships and teaching fellowships • Piece-rate • Military personnel: <ul style="list-style-type: none"> • Base pay • Cash housing and/or subsistence allowance • Flight pay • Uniform allotments • Reenlistment bonuses • Armed forces or national guard pay | Include in amount |
| <ul style="list-style-type: none"> • Refunds or rebates of any kind • Withdrawals from savings of any kind • Capital gains or losses from the sale of homes, shares of stock, etc. • Inheritances or insurance settlements • Any type of loan • Pay in-kind such as food, free rent • Lottery winnings taken in lump sum | Do NOT include in amount |

[Close Window](#)

selfemp

[Return to Top](#)



American Community Survey

[Instructions](#) [FAQs](#) [Save & Logout](#)

Where You Are

| |
|-------------------|
| Basic Info |
| Housing Questions |
| Person Info |
| • John E Doe |
| • Jane P Doe |
| • Jim E Doe |

47 b. Did John E Doe receive any self-employment income from his own nonfarm businesses or farm businesses, including proprietorships and partnerships, during the PAST 12 MONTHS? [\(Help\)](#)

Yes
 No

<< Previous

Next >>

Contact Us

[Accessibility](#) [Privacy](#) [Security](#)

selfemp help

Why We Ask?

We ask questions about various types of income to determine poverty levels, measure economic well-being, and gauge the need for economic assistance. This information is used to supply funds for food, health care, job training, housing, and other assistance programs.

Help

If income received jointly by household members:

- If possible, report appropriate share for each person
- If not possible, report whole amount for one person AND select "No" for other person

| If: | Then select: |
|---------|---|
| Nonfarm | "Yes" if: <ul style="list-style-type: none"> • Person received profit (or loss) from self-employment in sole proprietorships and partnerships "No" if: <ul style="list-style-type: none"> • Person received profit (or loss) from incorporated business |
| Farm | "Yes" if: <ul style="list-style-type: none"> • Person received amounts from land rented for shares • Person received profit (or loss) from self-employment in sole proprietorships and partnerships "No" if: <ul style="list-style-type: none"> • Person received amounts from land rented for cash • Person received profit (or loss) from incorporated business |

[Close Window](#)

[Return to Top](#)

selfempamt

| United States™ Census Bureau | | American Community Survey | |
|---|------|---------------------------|--|
| Instructions | FAQs | Save & Logout | Where You Are |
| <p>47 b. Did John E Doe receive any self-employment income from his own nonfarm businesses or farm businesses, including proprietorships and partnerships, during the PAST 12 MONTHS? (Help)</p> <p><input checked="" type="radio"/> Yes <input type="radio"/> No</p> <p>➔ What was the amount? Report NET income after business expenses.</p> <p>If net income was a loss, enter the amount and select "Loss." (Help)</p> <p>TOTAL AMOUNT for past 12 months \$ <input type="text"/> .00</p> <p><input type="checkbox"/> Loss</p> <p><input style="background-color: #008000; color: white; padding: 5px; border: none;" type="button" value=" << Previous "/> <input style="background-color: #008000; color: white; padding: 5px; border: none;" type="button" value=" Next >> "/></p> | | | <p>Basic Info</p> <p>Housing Questions</p> <p>Person Info</p> <ul style="list-style-type: none"> • John E Doe • Jane P Doe • Jim E Doe |
| | | | <p>Contact Us</p> <p>Accessibility Privacy Security</p> |

selfempamt help

Why We Ask?

We ask questions about various types of income to determine poverty levels, measure economic well-being, and gauge the need for economic assistance. This information is used to supply funds for food, health care, job training, housing, and other assistance programs.

Help

If income received jointly by household members:

- If possible, report appropriate share for each person
- If not possible, report whole amount for one person AND select "No" for other person

| If: | Then: |
|---------|---|
| Nonfarm | Include: <ul style="list-style-type: none"> • Profit or Loss (report <i>net</i> money income - gross receipts minus expenses) from self-employment in sole proprietorships and partnerships Exclude: <ul style="list-style-type: none"> • Profit (or loss) of incorporated businesses the person owns |
| Farm | Include: <ul style="list-style-type: none"> • Profit (or loss) from self-employment in sole proprietorships and partnerships • Amounts from land rented for shares Exclude: <ul style="list-style-type: none"> • Profit (or loss) of incorporated farm businesses the person owns • Amounts from land rented for cash |

[Close Window](#)

[Return to Top](#)

interest

| United States™ Census Bureau | American Community Survey | |
|--|---------------------------|--|
| Instructions | FAQs | Save & Logout |
| <p>47 c. Did John E Doe receive any interest, dividends, net rental income, royalty income, or income from estates and trusts during the PAST 12 MONTHS? Report even small amounts credited to an account. (Help)</p> <p><i>For income received jointly, report the appropriate share for each person - or, if that's not possible, report the whole amount for only one person and select "No" for the other person.</i></p> <p><input type="radio"/> Yes <input type="radio"/> No</p> <p><< Previous Next >></p> | | <p>Where You Are</p> <p>Basic Info</p> <p>Housing Questions</p> <p>Person Info</p> <ul style="list-style-type: none"> • John E Doe • Jane P Doe • Jim E Doe |
| | | Contact Us |
| Accessibility Privacy Security | | |

interest help

Why We Ask?

We ask questions about various types of income to determine poverty levels, measure economic well-being, and gauge the need for economic assistance. This information is used to supply funds for food, health care, job training, housing, and other assistance programs.

Help

| If person received: | Then select: |
|---|--------------|
| <ul style="list-style-type: none"> • Interest received or credited to: <ul style="list-style-type: none"> • Checking and saving accounts • Money market funds • Certificates of deposit (CDs) • Individual Retirement Accounts (IRAs) • KEOGHs • Government bonds • Dividends received, credited, or reinvested from ownership of stocks or mutual funds • Profit (or loss) from: <ul style="list-style-type: none"> • Royalties • Rental of land, buildings or real estate • Roomers or boarders • Regular payments from estate or trust fund | Yes |

[Close Window](#)

[Return to Top](#)

interestamt

| United States™ Census Bureau | | American Community Survey | |
|---|------|---------------------------|--|
| Instructions | FAQs | Save & Logout | Where You Are |
| <p>47 c. Did John E Doe receive any interest, dividends, net rental income, royalty income, or income from estates and trusts during the PAST 12 MONTHS? Report even small amounts credited to an account. (Help)</p> <p><i>For income received jointly, report the appropriate share for each person - or, if that's not possible, report the whole amount for only one person and select "No" for the other person.</i></p> <p><input checked="" type="radio"/> Yes <input type="radio"/> No</p> <p>➔ What was the amount?</p> <p><i>If net income was a loss, enter the amount and select "Loss." (Help)</i></p> <p>TOTAL AMOUNT for past 12 months \$ <input type="text"/> .00</p> <p><input type="checkbox"/> Loss</p> <p><input >="" ><="" <input="" p="" type="button" value=" Next >> "/> </p> | | | <p>Basic Info</p> <p>Housing Questions</p> <p>Person Info</p> <ul style="list-style-type: none"> • John E Doe • Jane P Doe • Jim E Doe |
| | | | <p>Contact Us</p> <p>Accessibility Privacy Security</p> |

interestamt help

Why We Ask?

We ask questions about various types of income to determine poverty levels, measure economic well-being, and gauge the need for economic assistance. This information is used to supply funds for food, health care, job training, housing, and other assistance programs.

Help

| If person received: | Then: |
|---|--------------------------|
| <ul style="list-style-type: none"> • Interest received or credited to: <ul style="list-style-type: none"> • Checking and saving accounts • Money market funds • Certificates of deposit (CDs) • Individual Retirement Accounts (IRAs) • KEOGHs • Government bonds • Dividends received, credited, or reinvested from ownership of stocks or mutual funds • Profit (or loss) from: <ul style="list-style-type: none"> • Royalties • Rental of land, buildings or real estate • Roomers or boarders • Regular payments from estate or trust fund | Include in amount |
| <ul style="list-style-type: none"> • Refunds or rebates of any kind • Withdrawals from savings of any kind • Capital gains or losses from the sale of homes, shares of stock, etc. • Inheritances or insurance settlements • Any type of loan • Pay in-kind such as food, free rent • Lottery winnings taken in lump sum | Do NOT include in amount |

[Close Window](#)

[Return to Top](#)

socialsecurity

| United States™ Census Bureau | | American Community Survey | |
|--|------|---------------------------|--|
| Instructions | FAQs | Save & Logout | |
| <p>47 d. Did John E Doe receive any Social Security or Railroad Retirement benefits during the PAST 12 MONTHS? (Help)</p> <p><i>For income received jointly, report the appropriate share for each person - or, if that's not possible, report the whole amount for only one person and select "No" for the other person.</i></p> <p> <input type="radio"/> Yes <input type="radio"/> No </p> <p> <input type="button" value=" << Previous"/> <input type="button" value=" Next >>"/> </p> | | | <p>Where You Are</p> <p>Basic Info</p> <p>Housing Questions</p> <p>Person Info</p> <ul style="list-style-type: none"> • John E Doe • Jane P Doe • Jim E Doe |
| | | | <p>Contact Us</p> <p>Accessibility Privacy Security</p> |

socialsecurity help

Why We Ask?

We ask questions about various types of income to determine poverty levels, measure economic well-being, and gauge the need for economic assistance. This information is used to supply funds for food, health care, job training, housing, and other assistance programs.

Help

| If person received: | Then select: |
|---|---------------------|
| <ul style="list-style-type: none">• Before Medicare deductions:<ul style="list-style-type: none">• Social Security• Railroad Retirement payments• Payments to retired persons• Payments to dependents of deceased insured workers• Payments to disabled workers | Yes |

[Close Window](#)

socialsecurityamt

| United States™ Census Bureau | American Community Survey | |
|---|---------------------------|--|
| Instructions | FAQs | Save & Logout |
| <p>47 d. Did John E Doe receive any Social Security or Railroad Retirement benefits during the PAST 12 MONTHS? (Help)</p> <p><i>For income received jointly, report the appropriate share for each person - or if that's not possible, report the whole amount for only one person and select "No" for the other person.</i></p> <p> <input checked="" type="radio"/> Yes <input type="radio"/> No </p> <p>➔ What was the amount? (Help)</p> <p>TOTAL AMOUNT for past 12 months \$ <input type="text"/> .00</p> <p> <input data-bbox="281 854 518 902" type="button" value=" << Previous "/> <input data-bbox="552 854 789 902" type="button" value=" Next >> "/> </p> | | <p>Where You Are</p> <p>Basic Info</p> <p>Housing Questions</p> <p>Person Info</p> <ul style="list-style-type: none"> • John E Doe • Jane P Doe • Jim E Doe |
| | | <p>Contact Us</p> |
| | | <p>Accessibility Privacy Security</p> |

socialsecurityamt help

Why We Ask?

We ask questions about various types of income to determine poverty levels, measure economic well-being, and gauge the need for economic assistance. This information is used to supply funds for food, health care, job training, housing, and other assistance programs.

Help

| If person received: | Then: |
|---|--------------------------|
| <ul style="list-style-type: none"> • Before Medicare deductions: <ul style="list-style-type: none"> • Social Security • Railroad Retirement payments • Payments to retired persons • Payments to dependents of deceased insured workers • Payments to disabled workers | Include in amount |
| <ul style="list-style-type: none"> • Refunds or rebates of any kind • Withdrawals from savings of any kind • Capital gains or losses from the sale of homes, shares of stock, etc. • Inheritances or insurance settlements • Any type of loan • Pay in-kind such as food, free rent | Do NOT include in amount |

[Close Window](#)

ssi

[Return to Top](#)

| | | |
|---|----------------------------------|--|
| United States™ Census Bureau | American Community Survey | |
| Instructions | FAQs | Save & Logout |
| 47 e. Did John E Doe receive any Supplemental Security Income (SSI) payments during the PAST 12 MONTHS? (Help) | | Where You Are |
| <input type="radio"/> Yes <input type="radio"/> No | | Basic Info |
| << Previous | | Housing Questions |
| Next >> | | Person Info |
| | | • John E Doe |
| | | • Jane P Doe |
| | | • Jim E Doe |
| | | Contact Us |
| | | Accessibility Privacy Security |

ssi help

Why We Ask?

We ask questions about various types of income to determine poverty levels, measure economic well-being, and gauge the need for economic assistance. This information is used to supply funds for food, health care, job training, housing, and other assistance programs.

Help

If income received jointly by household members:

- If possible, report appropriate share for each person
- If not possible, report whole amount for one person AND select "No" for other person

| If person received: | Then select: |
|---|--------------|
| <ul style="list-style-type: none"> • Supplemental Security Income (SSI) provided to: <ul style="list-style-type: none"> • Elderly • Blind • Disabled persons | Yes |

[Close Window](#) **ssiamt**



American Community Survey

[Instructions](#)
[FAQs](#)
[Save & Logout](#)

Where You Are

[Basic Info](#)
[Housing Questions](#)

Person Info

- John E Doe

- Jane P Doe

- Jim E Doe

47 e. Did John E Doe receive any Supplemental Security Income (SSI) payments during the PAST 12 MONTHS? ([Help](#))

Yes

No

➔ What was the amount? ([Help](#))

TOTAL AMOUNT for
past 12 months

\$.00

<< Previous

Next >>

[Contact Us](#)
[Accessibility](#) [Privacy](#) [Security](#)

ssiamt help

Why We Ask?

We ask questions about various types of income to determine poverty levels, measure economic well-being, and gauge the need for economic assistance. This information is used to supply funds for food, health care, job training, housing, and other assistance programs.

Help

If income received jointly by household members:

- If possible, report appropriate share for each person
- If not possible, report whole amount for one person AND select "No" for other person

| If person received: | Then: |
|---|--------------------------|
| <ul style="list-style-type: none"> • Supplemental Security Income (SSI) provided to: <ul style="list-style-type: none"> • Elderly • Blind • Disabled persons | Include in amount |
| <ul style="list-style-type: none"> • Refunds or rebates of any kind • Withdrawals from savings of any kind • Capital gains or losses from the sale of homes, shares of stock, etc. • Inheritances or insurance settlements • Any type of loan • Pay in-kind such as food, free rent | Do NOT include in amount |

[Close Window](#)

publicasst



American Community Survey

[Instructions](#)[FAQs](#)[Save & Logout](#)

47 f. Did John E Doe receive any public assistance or welfare payments from the state or local welfare office during the PAST 12 MONTHS? ([Help](#))

- Yes
 No

[<< Previous](#)[Next >>](#)

Where You Are

[Basic Info](#)[Housing Questions](#)

Person Info

• John E Doe

• Jane P Doe

• Jim E Doe

[Contact Us](#)[Accessibility](#) [Privacy](#) [Security](#)

publicasst help

Why We Ask?

We ask questions about various types of income to determine poverty levels, measure economic well-being, and gauge the need for economic assistance. This information is used to supply funds for food, health care, job training, housing, and other assistance programs.

Help

If income received jointly by household members:

- If possible, report appropriate share for each person
- If not possible, report whole amount for one person AND select "No" for other person

| If person received: | Then select: |
|--|---------------------|
| • Cash public assistance or welfare payments from state or county welfare office | Yes |

[Close Window](#) **publicasstamt**



American Community Survey

[Instructions](#)
[FAQs](#)
[Save & Logout](#)

Where You Are

[Basic Info](#)
[Housing Questions](#)
Person Info

- John E Doe

- Jane P Doe

- Jim E Doe

47 f. Did John E Doe receive any public assistance or welfare payments from the state or local welfare office during the PAST 12 MONTHS? ([Help](#))

 Yes

 No

➔ What was the amount? ([Help](#))

TOTAL AMOUNT for
past 12 months

\$.00

[Contact Us](#)
[Accessibility](#)
[Privacy](#)
[Security](#)

publicasstamt help

Why We Ask?

We ask questions about various types of income to determine poverty levels, measure economic well-being, and gauge the need for economic assistance. This information is used to supply funds for food, health care, job training, housing, and other assistance programs.

Help

If income received jointly by household members:

- If possible, report appropriate share for each person
- If not possible, report whole amount for one person AND select "No" for other person

| If person received: | Then: |
|---|--------------------------|
| <ul style="list-style-type: none"> • Cash public assistance or welfare payments from state or county welfare office | Include in the amount |
| <ul style="list-style-type: none"> • Assistance received from private charities • Assistance to pay heating or cooling costs • Refunds or rebates of any kind • Withdrawals from savings of any kind • Capital gains or losses from the sale of homes, shares of stock, etc. • Inheritances or insurance settlements • Any type of loan • Pay in-kind such as food, free rent • Supplemental Security Income (SSI) | Do NOT include in amount |

[Close Window](#)

[Return to Top](#)

retirement

| United States™ Census Bureau | | American Community Survey | |
|---|------|---------------------------|--|
| Instructions | FAQs | Save & Logout | Where You Are |
| <p>47 g. Did John E Doe receive any retirement, survivor, or disability pensions during the PAST 12 MONTHS? Do NOT include Social Security. (Help)</p> <p> <input type="radio"/> Yes <input type="radio"/> No </p> <p> <input type="button" value=" << Previous"/> <input type="button" value=" Next >>"/> </p> | | | <p>Basic Info</p> <p>Housing Questions</p> <p>Person Info</p> <ul style="list-style-type: none"> • John E Doe • Jane P Doe • Jim E Doe |
| | | | <p>Contact Us</p> <p>Accessibility Privacy Security</p> |

retirement help

Why We Ask?

We ask questions about various types of income to determine poverty levels, measure economic well-being, and gauge the need for economic assistance. This information is used to supply funds for food, health care, job training, housing, and other assistance programs.

Help


If income received jointly by household members:

- If possible, report appropriate share for each person
- If not possible, report whole amount for one person AND select "No" for other person

| If person received: | Then select: |
|--|--------------|
| <ul style="list-style-type: none"> • Retirement, survivor or disability benefits from: <ul style="list-style-type: none"> • Companies or unions • Federal, state or local governments • U.S. military • Regular income from: <ul style="list-style-type: none"> • Annuities • IRA or KEOGH retirement plans | Yes |

[Close Window](#)

retirementamt



American Community Survey

[Instructions](#)
[FAQs](#)
[Save & Logout](#)

47 g. Did John E Doe receive any retirement, survivor, or disability pensions during the PAST 12 MONTHS? Do NOT include Social Security. [\(Help\)](#)

Yes
 No

➔ What was the amount? [\(Help\)](#)

TOTAL AMOUNT for
past 12 months

\$.00

<< Previous
Next >>

Where You Are

Basic Info

Housing Questions

Person Info

- John E Doe
- Jane P Doe
- Jim E Doe

[Contact Us](#)

[Accessibility](#) [Privacy](#) [Security](#)

retirementamt help

Why We Ask?

We ask questions about various types of income to determine poverty levels, measure economic well-being, and gauge the need for economic assistance. This information is used to supply funds for food, health care, job training, housing, and other assistance programs.

Help

If income received jointly by household members:

- If possible, report appropriate share for each person
- If not possible, report whole amount for one person AND select "No" for other person

| If person received: | Then: |
|--|--------------------------|
| <ul style="list-style-type: none"> • Retirement, survivor or disability benefits from: <ul style="list-style-type: none"> • Companies or unions • Federal, state or local governments • U.S. military • Regular income from: <ul style="list-style-type: none"> • Annuities • IRA or KEOGH retirement plans | Include in amount |
| <ul style="list-style-type: none"> • Refunds or rebates of any kind • Withdrawals from savings of any kind • Capital gains or losses from the sale of homes, shares of stock, etc. • Inheritances or insurance settlements • Any type of loan • Pay in-kind such as food, free rent • Lottery winnings taken in lump sum | Do NOT include in amount |

[Close Window](#)

otherincome

[Return to Top](#)



American Community Survey

Instructions
FAQs
Save & Logout

47 h. Did John E Doe receive income on a **REGULAR** basis from any other sources such as **Veterans' Administration (VA) payments, unemployment compensation, child support or alimony during the PAST 12 MONTHS?** *Do NOT include lump sum payments such as money from an inheritance or the sale of a home.* [\(Help\)](#)

Yes
 No

<< Previous
Next >>

Where You Are

| |
|--------------------|
| Basic Info |
| Housing Questions |
| Person Info |
| • John E Doe |
| • Jane P Doe |
| • Jim E Doe |

[Contact Us](#)

[Accessibility](#) [Privacy](#) [Security](#)

otherincome help

Why We Ask?

We ask questions about various types of income to determine poverty levels, measure economic well-being, and gauge the need for economic assistance. This information is used to supply funds for food, health care, job training, housing, and other assistance programs.

Help

If income received jointly by household members:

- If possible, report appropriate share for each person
- If not possible, report whole amount for one person AND select "No" for other person

| If person received: | Then select: |
|--|--------------|
| <ul style="list-style-type: none"> • Veterans' (VA) disability compensation • Veterans' educational assistance payments (VEAP) • Unemployment compensation • Child Support • Alimony • Other regular payments, such as: <ul style="list-style-type: none"> • Armed Forces transfer payments • Assistance from private charities • Regular contributions from persons not living in the household | Yes |

[Close Window](#)

[Return to Top](#)

otherincomeamt

| United States™ Census Bureau | | American Community Survey | |
|---|------|---------------------------|--|
| Instructions | FAQs | Save & Logout | Where You Are |
| <p>47 h. Did John E Doe receive income on a REGULAR basis from any other sources such as Veterans' Administration (VA) payments, unemployment compensation, child support or alimony during the PAST 12 MONTHS? Do NOT include lump sum payments such as money from an inheritance or the sale of a home. (Help)</p> <p> <input checked="" type="radio"/> Yes <input type="radio"/> No </p> <p> <input checked="" type="radio"/> What was the amount? (Help) </p> <p>TOTAL AMOUNT for past 12 months \$ <input type="text"/> .00</p> <p> <input style="background-color: #008000; color: white; padding: 5px;" type="button" value=" << Previous "/> <input style="background-color: #008000; color: white; padding: 5px;" type="button" value=" Next >> "/> </p> | | | <p>Basic Info</p> <p>Housing Questions</p> <p>Person Info</p> <ul style="list-style-type: none"> • John E Doe • Jane P Doe • Jim E Doe |
| | | | <p>Contact Us</p> <p> Accessibility Privacy Security </p> |

otherincomeamt help

Why We Ask?

We ask questions about various types of income to determine poverty levels, measure economic well-being, and gauge the need for economic assistance. This information is used to supply funds for food, health care, job training, housing, and other assistance programs.

Help

| If person received: | Then: |
|--|--------------------------|
| <ul style="list-style-type: none"> • Veterans' (VA) disability compensation • Veterans' educational assistance payments (VEAP) • Unemployment compensation • Child Support • Alimony • Other regular payments, such as: <ul style="list-style-type: none"> • Armed Forces transfer payments • Assistance from private charities • Regular contributions from persons not living in the household | Include in amount |
| <ul style="list-style-type: none"> • Refunds or rebates of any kind • Withdrawals from savings of any kind • Capital gains or losses from the sale of homes, shares of stock, etc. • Inheritances or insurance settlements • Any type of loan • Pay in-kind such as food, free rent • Lottery winnings taken in lump sum | Do NOT include in amount |

[Close Window](#)

[Return to Top](#)

totalincome

| United States™ Census Bureau | | American Community Survey | |
|---|------|---------------------------|---|
| Instructions | FAQs | Save & Logout | |
| <p>48 What was John Smith's total income during the PAST 12 MONTHS? (Help)</p> <p><i>If net income was a loss, enter the amount and select "Loss."</i></p> <p><input type="checkbox"/> None</p> <p>OR</p> <p>TOTAL AMOUNT for past 12 months</p> <p>\$ <input type="text"/> .00</p> <p><input type="checkbox"/> Loss</p> <p><input "="" type="button" value=" << Previous "/> <input "="" type="button" value=" Next >> "/></p> | | | <p>Where You Are</p> <p>Basic Info</p> <p>Housing Questions</p> <p>Person Info</p> <ul style="list-style-type: none"> • John Smith • Mary Smith • Jake Smith |
| | | | <p>Contact Us</p> <p>Accessibility Privacy Security</p> |

Totalincome help

Why We Ask?

We ask questions about various types of income to determine poverty levels, measure economic well-being, and gauge the need for economic assistance. This information is used to supply funds for food, health care, job training, housing, and other assistance programs.

[Close Window](#)

vrfyincome



American Community Survey

Instructions
FAQs
Save & Logout

48 According to our calculations, John Smith received \$71,000 from all income sources during the PAST 12 MONTHS. Is this correct? [\(Help\)](#)

Yes
 No

<< Previous
Next >>

Where You Are

- Basic Info
- Housing Questions
- Person Info**
- John Smith
- Mary Smith
- Jake Smith

[Contact Us](#)
[Accessibility](#) [Privacy](#) [Security](#)

vrifyincome help

[Return to Top](#)

Why We Ask?

We ask questions about various types of income to determine poverty levels, measure economic well-being, and gauge the need for economic assistance. This information is used to supply funds for food, health care, job training, housing, and other assistance programs.

[Close Window](#)

estincome

American Community Survey

Instructions
FAQs
Save & Logout

48 What is your best estimate of the total income John Smith received from all sources during the PAST 12 MONTHS? [\(Help\)](#)

If net income was a loss, enter the amount and select "Loss."

TOTAL AMOUNT for
past 12 months

\$.00

Loss

<< Previous
Next >>

Where You Are

Basic Info

Housing Questions

Person Info

- John Smith
- Mary Smith
- Jake Smith

[Contact Us](#)

[Accessibility](#) [Privacy](#) [Security](#)

estincome help


[Return to Top](#)

Why We Ask?

We ask questions about various types of income to determine poverty levels, measure economic well-being, and gauge the need for economic assistance. This information is used to supply funds for food, health care, job training, housing, and other assistance programs.

[Close Window](#)

finishedperson



American Community Survey

[Instructions](#) [FAQs](#) [Save & Logout](#)

➔ The information you provided for John E Doe has been saved. At the end of the survey you will be able to review or change your answers. Click Next to continue with the survey.

[<< Previous](#) [Next >>](#)

Where You Are

| |
|--------------------|
| Basic Info |
| Housing Questions |
| Person Info |
| • John E Doe |
| • Jane P Doe |
| • Jim E Doe |

[Contact Us](#)
[Accessibility](#) [Privacy](#) [Security](#)

presummary

The screenshot shows the final presubmission page of the American Community Survey. At the top left is the United States Census Bureau logo. The title 'American Community Survey' is prominently displayed in the upper right. A green navigation bar contains links for 'Instructions', 'FAQs', and 'Save & Logout'. The main content area features two instructions, each preceded by a right-pointing arrow icon. Below these instructions are two large, green buttons labeled 'REVIEW' and 'SUBMIT'. The footer includes a 'Contact Us' link and three additional links: 'Accessibility', 'Privacy', and 'Security'.

**United States
Census
Bureau**

American Community Survey

[Instructions](#) [FAQs](#) [Save & Logout](#)

- ➔ You are almost done. You may choose to review and edit your answers by clicking **REVIEW**.
- ➔ To submit your answers and complete the American Community Survey without reviewing, click **SUBMIT**.

[REVIEW](#) [SUBMIT](#)

[Contact Us](#)
[Accessibility](#) [Privacy](#) [Security](#)

summary



American Community Survey

[Instructions](#) [FAQs](#)

Summary

➔ Please click **Review Answers** below to view a list of your answers. Then click **SUBMIT** to complete the American Community Survey.

| | |
|--------------------------|--------------------------------|
| Housing Questions | Review Answers |
| Person Info | |
| • John E Doe | Review Answers |
| • Jane P Doe | Review Answers |
| • Jim E Doe | Review Answers |

SUBMIT

[Contact Us](#)
[Accessibility](#) [Privacy](#) [Security](#)

housing (review and edit)

| United States [™] Census Bureau | | American Community Survey | |
|---|---|---------------------------|--|
| Instructions | FAQs | Save & Logout | |
| Review & Edit | | | |
| Answers to Housing Questions | | | |
| <p>➔ To change a response, click on the underlined answer to return to that question.</p> <p>➔ To complete an unanswered question, click on the underlined [BLANK] to return to that question.</p> <p style="text-align: right;">Print for your records</p> | | | |
| Building Type | One-family house detached | | |
| Year Built | 1950 to 1959 | | |
| Month/Year John E Doe Moved into building | 11/1972 | | |
| Number of Acres | Less than 1 acre | | |
| Agricultural Sales-past 12 months | None | | |
| Business on property | No | | |
| Number of Rooms | 10 | | |
| Number of Bedrooms | 4 | | |
| House has: | | | |
| a. hot and cold running water | Yes | | |
| b. flush toilet | Yes | | |
| c. bathtub or shower | Yes | | |
| d. sink with faucet | Yes | | |
| e. stove or range | Yes | | |
| f. refrigerator | Yes | | |
| g. telephone service | Yes | | |
| Computer use at this house: | | | |
| a. Desktop, laptop, netbook, or notebook | Yes | | |
| b. Handheld computer, smart phone, handheld wireless | No | | |
| c. Other type computer | No | | |
| Internet Access | Yes, subscription | | |
| Internet subscription | | | |
| a. Dial-up service | No | | |
| b. DSL service | No | | |
| c. Cable modem service | No | | |
| d. Fiber-optic service | Yes | | |
| e. Mobile broadband or cell phone | No | | |
| f. Satellite Internet service | No | | |
| g. Other service | No | | |
| Number of vehicles | 2 | | |
| Heating fuel used most | Electricity | | |
| Pay for electricity | Yes | | |
| Electricity cost last month | \$80.00 | | |
| Electricity payment | [BLANK] | | |
| Use gas at this address | [BLANK] | | |
| Pay for water/sewer | Yes | | |
| Water/sewer cost past 12 months | [BLANK] | | |
| Water/sewer payment | [BLANK] | | |
| Use other fuels | No | | |
| Received food stamps | No | | |
| Part of a condominium | No | | |
| Tenure | Owned free and clear | | |
| Monthly Rent | [BLANK] | | |
| Value of property | [BLANK] | | |
| Annual real estate taxes | [BLANK] | | |
| Annual fire/hazard/flood insurance | [BLANK] | | |
| Mortgage/contract to purchase | [BLANK] | | |
| Second/junior mortgage/ home equity loan | [BLANK] | | |
| Monthly second mortgage | [BLANK] | | |

[Return to Summary Screen](#)

[Contact Us](#)

[Accessibility](#) [Privacy](#) [Security](#)

[Return to Top](#)

person (review and edit)

| United States Census Bureau | | American Community Survey | |
|--|---|---------------------------|--|
| Instructions | | FAQs | |
| | | Save & Logout | |
| Review & Edit | | | |
| Answers to Questions for John E Doe | | | |
| <p>← To change a response, click on the underlined answer to return to that question.</p> <p>← To complete an unanswered question, click on the underlined [BLANK] to return to that question.</p> | | | |
| Print for your records | | | |
| Sex | Male | | |
| Date of birth | 01/01/1984 | | |
| Age | 29 | | |
| Hispanic, Latino, or Spanish origin | Not Hispanic/Latino/Spanish | | |
| Race | White | | |
| Place of birth | In the United States | | |
| | Nevada | | |
| Attended school | Not attended in last 3 months | | |
| Highest level of school completed | Master's degree | | |
| Bachelor's degree major | [BLANK] | | |
| Ancestry | [BLANK] | | |
| Language other than English at home | No | | |
| Residence one year ago | This address | | |
| Health insurance: | | | |
| a. through employer/union | Yes | | |
| b. purchased directly from insurance company | No | | |
| c. Medicare | No | | |
| d. Medicaid/medical assistance | No | | |
| e. TRICARE/other military health care | No | | |
| f. VA | No | | |
| g. Indian Health Service | No | | |
| h. Other health insurance | No | | |
| Monthly health insurance premium | Yes | | |
| Cost of premium subsidized | No | | |
| Deaf/difficulty hearing | No | | |
| Blind/difficulty seeing | No | | |
| Difficulty concentrating/remembering | No | | |
| Difficulty walking/climbing stairs | No | | |
| Difficulty dressing/bathing | [BLANK] | | |
| Difficulty doing errands alone | No | | |
| Got married-last 12 months | No | | |
| Became widowed-last 12 months | No | | |
| Got divorced-last 12 months | No | | |
| Year last married | [BLANK] | | |
| Serve on active duty | Never served | | |
| Work for pay-last week | Yes | | |
| Where work-last week: | | | |
| Address (Number and Street Name) | [BLANK] | | |
| City, town, or post office | [BLANK] | | |
| Work location inside the limits of city or town | [BLANK] | | |
| County | [BLANK] | | |
| U.S. state or foreign country | [BLANK] | | |
| Zip code | [BLANK] | | |
| Transportation to work-last week | Motorcycle | | |
| Time leave home for work-last week | [BLANK] | | |
| Number of minutes to get to work | 20 | | |
| Worked 50 or more weeks-last 12 months | No | | |
| Weeks worked | 50 to 52 weeks | | |
| Hours worked per week | [BLANK] | | |
| Type of employee | [BLANK] | | |
| Employer | [BLANK] | | |
| Kind of business or industry | [BLANK] | | |
| Type of industry | [BLANK] | | |
| Kind of work | [BLANK] | | |
| Activity or Duty at Job | [BLANK] | | |
| Receive wages/salary/bonuses/tips | [BLANK] | | |

[Return to Top](#)



American Community Survey

[Instructions](#)

[FAQs](#)

[Save & Logout](#)

Where You Are

[Basic Info](#)

[Housing Questions](#)

[Person Info](#)

14 c. Does anyone in this household pay for water and sewer? [\(Help\)](#)


- Yes
- No

[Return to Review & Edit](#)

[Contact Us](#)

[Accessibility](#) [Privacy](#) [Security](#)

new item on review and edit



American Community Survey

Instructions
FAQs
Save & Logout

Review & Edit

Answers to Housing Questions

Additional information is needed. Please click the link on the highlighted row below to answer an additional question.


➔ To change a response, click on the underlined answer to return to that question.
 ➔ To complete an unanswered question, click on the underlined [BLANK] to return to that question.

[Print for your records](#)

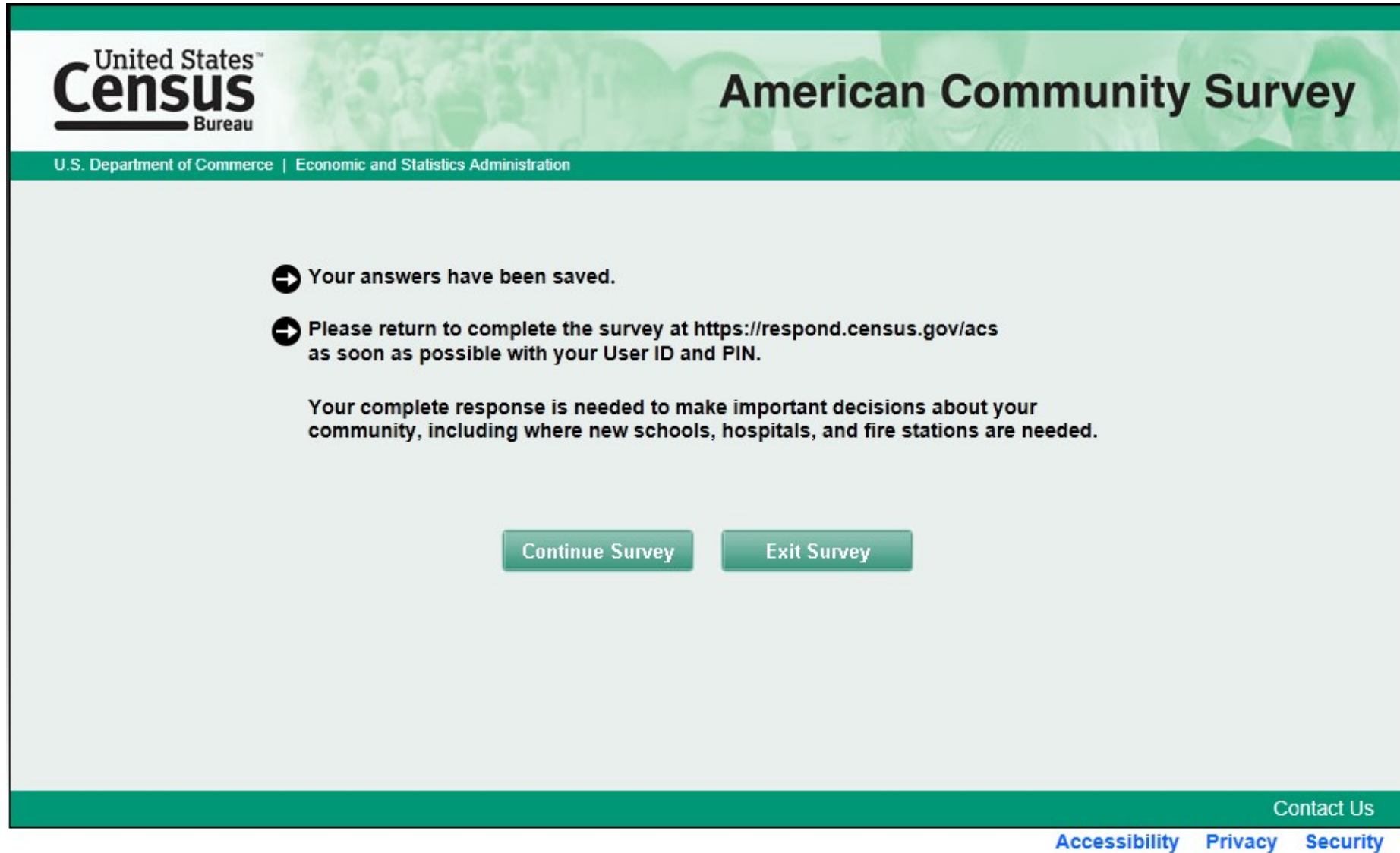
| | |
|--|---|
| Building Type | Mobile home |
| Year Built | 1990 to 1999 |
| Month/Year Tommy Doe Moved into building | [BLANK] |
| Number of Acres | Less than 1 acre |
| Business on property | No |
| Number of Rooms | 3 |
| Number of Bedrooms | 1 |
| Mobile home has: | |
| a. hot and cold running water | Yes |
| b. flush toilet | Yes |
| c. bathtub or shower | Yes |
| d. sink with faucet | Yes |
| e. stove or range | Yes |
| f. refrigerator | Yes |
| g. telephone service | No |
| Computer use at this mobile home: | |
| a. Desktop, laptop, netbook, or notebook | Yes |
| b. Handheld computer, smart phone, handheld wireless | [BLANK] |
| c. Other type computer | No |
| Internet Access | Yes, without subscription |
| Number of vehicles | 1 |
| Heating fuel used most | No fuel used |
| Pay for electricity | No |
| Electricity payment | No charge for electricity |
| Use gas at this address | No |
| Pay for water/sewer | Yes |
| ➔ Water/sewer cost past 12 months | ➔ [BLANK] |
| Water/sewer payment | No charge for water/sewer |
| Use other fuels | No |
| Received food stamps | No |
| Part of a condominium | No |
| Tenure | Owned free and clear |
| Value of property | [BLANK] |
| Annual real estate taxes | [BLANK] |
| Annual fire/hazard/flood insurance | [BLANK] |
| Mortgage/contract to purchase | No |
| Second/junior mortgage/ home equity loan | No |
| Annual mobile home taxes and fees | [BLANK] |

Return to Summary Screen

“Pay for water/sewer is now “Yes” Asking for amount.”



save



The image shows a confirmation screen for the American Community Survey. At the top left is the United States Census Bureau logo. To the right of the logo is the title "American Community Survey". Below the logo and title is a green horizontal bar with the text "U.S. Department of Commerce | Economic and Statistics Administration". The main content area is light gray and contains two bullet points, each with a right-pointing arrow icon. The first bullet point says "Your answers have been saved." The second bullet point says "Please return to complete the survey at https://respond.census.gov/acs as soon as possible with your User ID and PIN." Below the bullet points is a paragraph: "Your complete response is needed to make important decisions about your community, including where new schools, hospitals, and fire stations are needed." At the bottom of the main content area are two green buttons: "Continue Survey" and "Exit Survey". At the very bottom of the page is a green horizontal bar with the text "Contact Us" on the right. Below this bar are three links: "Accessibility", "Privacy", and "Security".

United States
Census
Bureau

American Community Survey

U.S. Department of Commerce | Economic and Statistics Administration

- Your answers have been saved.
- Please return to complete the survey at <https://respond.census.gov/acs> as soon as possible with your User ID and PIN.

Your complete response is needed to make important decisions about your community, including where new schools, hospitals, and fire stations are needed.

[Continue Survey](#) [Exit Survey](#)

Contact Us

[Accessibility](#) [Privacy](#) [Security](#)

welcomeback

The screenshot shows a web page for the American Community Survey. At the top left is the United States Census Bureau logo. To the right of the logo is the title "American Community Survey". Below the title is a navigation bar with three links: "Instructions", "FAQs", and "Save & Logout". The main content area contains a message: "Thank you for returning to the survey. When you click the Next button, you will be taken to the screen where you left off." Below this message is a green button labeled "Next >>". At the bottom right of the page, there are three links: "Contact Us", "Accessibility", "Privacy", and "Security".

United States
Census
Bureau

American Community Survey

[Instructions](#) [FAQs](#) [Save & Logout](#)


Thank you for returning to the survey.

When you click the Next button, you will be taken to the screen where you left off.

[Next >>](#)

[Contact Us](#)
[Accessibility](#) [Privacy](#) [Security](#)

security



American Community Survey

U.S. Department of Commerce | Economic and Statistics Administration

Data are Encrypted at all Times

Our secure servers use "HTTPS", Hypertext Transfer Protocol over Secure Socket Layer, to ensure the encrypted transmission of data between your browser and the U.S. Census Bureau. This means that instead of sending readable text over the Internet, both your browser and our server encode (scramble) all text using a security key. That way, personal data sent to your browser or data you send back are extremely difficult to decode in the unlikely event it was intercepted by an unauthorized party.

All browsers connecting to our secure server must use a minimum encryption key size of 128 bits. If you cannot connect to our secure server and you are using an older browser, please upgrade to a newer browser capable of using the required encryption key size. In addition to data being encrypted while transmitted, all data are strongly encrypted when stored on our servers (even if stored temporarily).

Third Party Identity Proofing

Our secure server uses a digital certificate (digital ID) issued by a trusted, third party Certificate Authority (CA) as proof of identity. The only way to be sure of a web site's authenticity is to view their digital ID. In this way, you can be assured that you are not being "spoofed" or tricked by an imposter. The digital ID will contain information such as:

- The name of the organization that owns the web site (e.g., "U.S. Census Bureau")
- The site's registered Internet name/address (e.g., "respond.census.gov")
- The name of the Certification Authority under which the digital ID was issued (e.g., "VeriSign Trust Network")

The method for viewing a web site's Digital Certificate/ID varies depending on the web browser. (For example, Mozilla's Firefox will display a clickable locked padlock icon in the lower right corner of your screen when in secure mode, Microsoft Internet Explorer shows a clickable locked padlock icon in the menu bar.) Please see your browser's "help" information for instructions on how to verify a web site's identity.

[Accessibility](#) [Privacy](#) [Security](#)

instructions

Instructions for Completing this Survey

Navigation: Do NOT use the Forward or Back buttons on your browser to navigate from screen to screen. Use only the navigation buttons on the bottom of each screen.

Survey Time out: For your security, this survey will automatically time out after 15 minutes of inactivity. If you need to leave the survey for more than 15 minutes, please click "Save & Logout" on the survey menu bar so you may return to the survey at a later time.

Exiting/Returning to the Survey: If you need to leave the survey before you have fully completed it, you may click "Save & Logout" on the survey menu bar. When you return to the survey, you will begin at the same point where you left.

Saving your Answers: Your answers will be saved as you click "Next" and proceed through the survey.

Help with Survey Questions: If you need assistance on a specific survey question, use the "[\(Help\)](#)" link that appears with that question.

Submitting your Survey: You will be asked to submit your answers when you have completed the survey. If you also received an American Community Survey questionnaire in the mail, there is no need to mail it back once you have submitted your answers online.

[Close Window](#)

[Return to Top](#)

FAQs

Frequently Asked Questions

[What is the American Community Survey?](#)

The American Community Survey collects information about population and housing characteristics for the nation, states, cities, counties, metropolitan areas, and communities on a continuous basis. It is a survey that is sent to a small percentage of our population on a rotating basis. Based on the American Community Survey, the Census Bureau can provide up-to-date data about our rapidly changing country more often than once every 10 years when the census is conducted.

[Do I have to mail back my questionnaire if I complete the American Community Survey online?](#)

No. Once you submit your completed survey online, the Census Bureau has received your information. You should not mail back the questionnaire.

[For this survey, is it safe to provide my information over the Internet?](#)

Yes. For this survey, your information is encrypted at all times. Our secure servers use "HTTPS," Hypertext Transfer Protocol over Secure Socket Layer, to ensure the encrypted transmission of data between your browser and the U.S. Census Bureau. This means that instead of sending readable text over the Internet, both your browser and our server encode (scramble) all data using a security key. That way, personal data sent to your browser and data you send back is virtually impossible to decipher in the unlikely event it was intercepted by an unauthorized party. All browsers connecting to our secure server must use a minimum encryption key size of 128 bits. If you cannot connect to our secure server and you are using an older browser, please upgrade to a newer browser capable of using the required encryption key size. In addition to data being encrypted during transmission, all data are strongly encrypted when stored on the Census Bureau servers.

[How can I be sure my information is really going to the Census Bureau and not some third party?](#)

Our secure server uses a digital certificate (digital ID) issued by a Certificate Authority (CA) as proof of identity. The only way to be sure of a web site's authenticity is to view their digital ID. The digital ID will contain information such as:

- The name of the organization that owns the web site (e.g., "U.S. Census Bureau")
- The site's registered Internet name/address (e.g., "respond.census.gov")
- The name of the Certification Authority under which the digital ID was issued (e.g., "VeriSign Trust Network")

The method for viewing a web site's Digital Certificate/ID varies depending on the web browser. Please see your browser's "help" information for instructions on how to verify a web site's identity.

[Will the Census Bureau keep my information confidential?](#)

Yes. All of the information the Census Bureau collects for this survey about you and your household is confidential by law (Title 13, U.S. Code, Section 9). By law, every Census Bureau employee — including the Director as well as every field representative — has taken an oath and is subject to a jail term of up to 5 years, a fine of up to \$250,000, or both if he or she discloses ANY information that could identify you or your household.

[How was I selected for the survey?](#)

The U.S. Census Bureau chose your address – not you personally – as part of a randomly selected sample. Your address was selected to represent a cross section of other households in your community.

[How long will it take to complete the survey?](#)

For the average household, we estimate the American Community Survey will take about 40 minutes to complete, including the time for reviewing the instructions and answers. Since this is an estimate, it will not hold true for every household that receives the survey.

[Do I have to answer the questions on the American Community Survey?](#)

Yes. Respondents are required to answer all questions on the American Community Survey (ACS) to the best of their ability. Response to the ACS is required by law (Section 221 of Title 13, Chapter 7, United States Code).

Your answers are very important because they represent the answers of many other similar households in your community. The data that you and others provide in response to this survey are required to manage or evaluate federal and state government programs.

[How do I benefit by answering the American Community Survey?](#)

The American Community Survey provides up-to-date information for the nation, states, cities, counties, metropolitan areas, and communities. By responding to the American Community Survey, you are helping your community to establish goals, identify problems and solutions, and measure the performance of programs.

Communities need data about the well-being of children, families, and the elderly population to provide services to them. The data are also used to decide where to locate new highways, schools, hospitals, and community centers; to determine the goods and services its residents need; to show businesses that a town has the workforce the company needs; and in many other ways.

[How will the Census Bureau use the information that I provide?](#)

The Census Bureau will use the information you provide for statistical purposes only and cannot publish or release information that would identify you or your household. Your information will be used in combination with information from other households to help us assess how questions on the American Community Survey are understood and answered. The Census Bureau will use this information to improve the American Community Survey, ultimately resulting in even better data for your community and the nation.

[What do I do if I don't know the answer to a question?](#)

Ask someone else in your household. They might know the answer. If no one knows or there is no one else in your household, give your best estimate.

[Where can I find more information about the American Community Survey or get assistance?](#)

You may visit our Web site www.census.gov/acs/www or call 1-800-369-3602 if you need assistance or more information.

[Close Window](#)

[Return to Top](#)

contactus

Contact Us

If you need help or have questions, please call **1-800-354-7271** to speak with a Census Bureau representative. The telephone call is free. Representatives are available from 9 a.m. to 9 p.m. Monday through Saturday and noon to 9 p.m. on Sundays.

Telephone Device for the Deaf: Call 1-800-582-8330. The telephone call is free.

For more information about the American Community Survey, visit our web site <http://www.census.gov/acs>

finalize



The screenshot shows the final page of the American Community Survey. At the top left is the United States Census Bureau logo. To its right, the title "American Community Survey" is displayed in a large, bold font. Below the logo, the text "U.S. Department of Commerce | Economic and Statistics Administration" is visible. The main content area features a thank-you message: "Thank you for completing the American Community Survey. Your answers have been submitted to the U.S. Census Bureau. (September 27, 2012 4:29 pm EST)". A green button labeled "Exit Survey" is centered below the message. At the bottom right, there are links for "Contact Us", "Accessibility", "Privacy", and "Security".

United States[™]
Census
Bureau

U.S. Department of Commerce | Economic and Statistics Administration

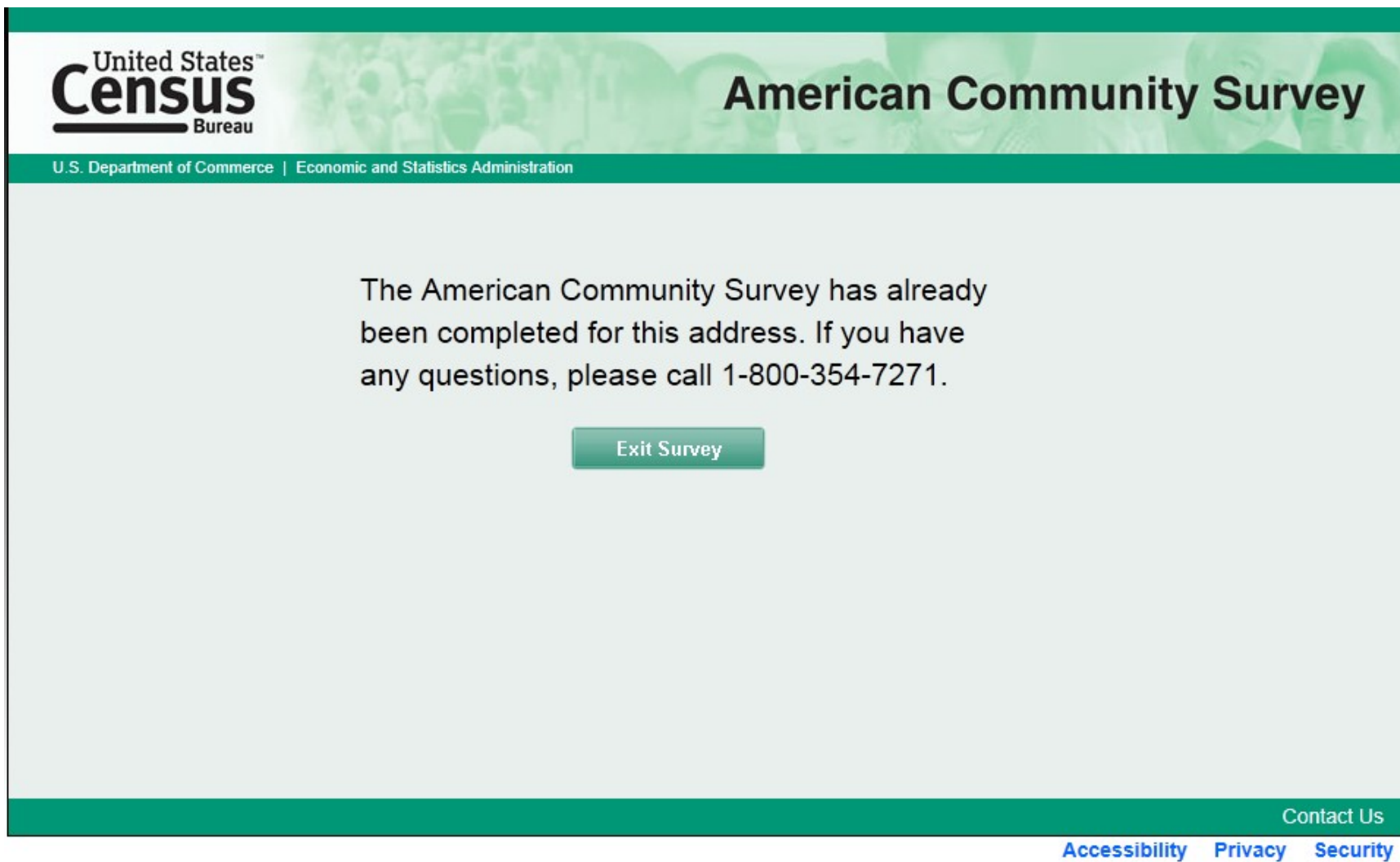
American Community Survey

Thank you for completing the American Community Survey.
Your answers have been submitted to the U.S. Census Bureau.
(September 27, 2012 4:29 pm EST)

Exit Survey

Contact Us
[Accessibility](#) [Privacy](#) [Security](#)

completed



The screenshot shows a web page for the American Community Survey. At the top left is the United States Census Bureau logo. To the right of the logo is the title "American Community Survey". Below the logo and title is a green horizontal bar containing the text "U.S. Department of Commerce | Economic and Statistics Administration". The main content area is light gray and contains the text: "The American Community Survey has already been completed for this address. If you have any questions, please call 1-800-354-7271." Below this text is a green button labeled "Exit Survey". At the bottom right of the page, there is a green horizontal bar containing the text "Contact Us" and three links: "Accessibility", "Privacy", and "Security".

**United States[™]
Census
Bureau**

American Community Survey

U.S. Department of Commerce | Economic and Statistics Administration

The American Community Survey has already been completed for this address. If you have any questions, please call 1-800-354-7271.

[Exit Survey](#)

[Contact Us](#)
[Accessibility](#) [Privacy](#) [Security](#)

document_accessibility

U.S. Census Bureau People | Business | Geography | Newsroom | Subjects A to Z | Search@Census

Data Protection and Privacy Policy



You are here: [Census.gov](#) > [Data Protection and Privacy Policy](#) > [Online Privacy Policy](#) > Document Accessibility

[Main](#) | [Data Protection](#) | [Online Privacy Policy](#) | [Data Stewardship](#) | [PIAs](#) | [SORNs](#) | [Contact Us](#)

Also in this Section:

- [Children's Privacy \(COPPA\)](#)
- [Cookies](#)
- [Data Collected from E-mail and Forms Online](#)
- [Document Accessibility](#)
- [Electronic Surveys](#)
- [Purchasers of Products](#)
- [Security & Third Party Links](#)

Document Accessibility

The Census Bureau is committed to making every document on its Internet server accessible to all. Currently, we are reviewing our site and making modifications to those pages which are not in compliance with the Americans with Disabilities Act. We use Hypertext Markup Language (HTML) to create pages that are generally accessible to persons using screen reading devices, and we are careful in our construction of HTML documents to ensure maximum accessibility. We include alternate text describing graphics.

Many Census Bureau Internet documents are in ASCII or HTML formats. These documents are accessible to persons using screen reading software. We also have a large number of documents in Adobe Acrobat PDF (Portable Document Format) files. Currently, many people using screen reading devices cannot read documents in PDF format.

Adobe Systems, Inc., is producing various products designed to make Adobe Acrobat documents accessible to persons using screen reading software. Adobe's [accessibility web pages](#)  describe their efforts.

This symbol  indicates a link to a non-government web site. Our linking to these sites does not constitute an endorsement of any products, services or the information found on them. Once you link to another site you are subject to the policies of the new site.

U S C E N S U S B U R E A U
Helping You Make Informed Decisions

[Privacy Policy](#) | [2010 Census](#) | [Data Tools](#) | [Information Quality](#) | [Product Catalog](#) | [Contact Us](#) | [Home](#)

Source: U.S. Census Bureau | Privacy Office | Last Revised: February 16, 2011

[Return to Top](#)

privacy

U.S. Census Bureau People | Business | Geography | Newsroom | Subjects A to Z | Search@Census

Data Protection and Privacy Policy



You are here: [Census.gov](#) > Data Protection and Privacy Policy

[Main](#) |
 [Data Protection](#) |
 [Online Privacy Policy](#) |
 [Data Stewardship](#) |
 [PIAs](#) |
 [SORNs](#) |
 [Contact Us](#)

[Are you in a Census Bureau survey?](#)

Contact Us

Contact our Customer Service Center at (301) 763-INFO (4636) or toll-free 1-800-923-8282, or visit our [FAQs](#).

Media inquires should be directed to PIO@census.gov.

As the nation's largest statistical agency, our website provides a vital national resource. These pages contain a wealth of statistical information about the nation's people and its economy — information that is used by the general public and researchers, as well as federal, state, and local governments, in making important decisions. Our website also provides information about the surveys we conduct and the information that is available.

We are committed to handling your information responsibly and with respect. This commitment applies to the individuals, households, and businesses that answer our surveys, and to those browsing our website.

- **Census Bureau Surveys and Censuses:** [How We Protect Your Information](#)
Learn more about the ways the Census Bureau protects the information we collect in surveys and censuses.
- **Browsers of www.census.gov:** [Online Privacy Policy](#). Learn more about what happens when you browse our website.

Privacy Resources

[U.S. Department of Justice web page](#)
— Overview of the Privacy Act of 1974

[American Statistical Association's](#)
[Web Site on Privacy, Confidentiality, and Data Security](#)

U.S. CENSUS BUREAU
Helping You Make Informed Decisions

[Privacy Policy](#) |
 [2010 Census](#) |
 [Data Tools](#) |
 [Information Quality](#) |
 [Product Catalog](#) |
 [Contact Us](#) |
 [Home](#)

Source: U.S. Census Bureau | Privacy Office | Last Revised: February 16, 2011