

Institute of Museum and Library Services State Program Reporting Requirements

Last updated: 5.15.2015

Table of Contents

State Program Reporting	1
Background	1
How are the IMLS awards to States evaluated?	1
Concepts	3
Projects	3
Focal Areas and Intents.....	4
Activities.....	5
Appendix 1: Diagrams of the Data Collection Questions.....	8
Appendix 2: IMLS New State Program Report Data Collection Questions, by Report Type.....	11
Project Report (each section of report underlined)	11
Activities:.....	16
Administrative Project Report	21
Financial Status Report – Final.....	23
Appendix 3: State Program Report Data Elements.....	25
Reporting in the State Program Report System.....	25
State Program Report Complete Data Element Set.....	26
I. Project Data Element Sections	26
1.0 General Information	26
2.0 Project Director.....	31
3.0 Grantee	32
4.0 Project Outcomes.....	32
5.0 Future Project Information	34
6.0 Budget Information.....	37
7.0 Compliance with IMLS Grant Conditions	Error! Bookmark not defined.
8.0 Activity Information	44
9.0 Instruction Information.....	46
10.0 Content Information	51
11.0 Planning and Evaluation Information	64
12.0 Procurement Information	66
13.0 Partner Information	70
14.0 Beneficiary Information	71
15.0 Locale Information	75
II. Administrative Project Data Element Sections	79

1.0 General Information	79
2.0 Budget Information.....	80
3.0 Compliance with IMLS Grant Conditions.....	Error! Bookmark not defined.
III. Financial Status Report Data Element Sections	86
1.0 Interim Financial Report	86
2.0 Final Financial Report.....	90
IV. Fiscal Year Information Data Elements Section	94
1.0 General Information	94
V. Manage Grantees Data Element Section	97
1.0 General Information	97
VI. State Goals Data Element Section.....	100
1.0 General Information	100
VII. State Information Data Element Sections	101
1.0 Agency Information.....	101
2.0 Chief Officer Information	103
3.0 Authorized State Official Information.....	104
4.0 Coordinator Information.....	105
5.0 Library Development Information	106
6.0 Fiscal Officer Information.....	107
VIII. User Information Data Element Section.....	108
1.0 General Information	108
Appendix 4: Project Examples.....	111
Appendix 5: Focal Areas and Intents	1
Appendix 6: IMLS Training and Documentation - Draft.....	2

State Program Reporting

Background

The Grants to States program is the largest source of Federal funding support for library services in the U.S. Using a population based formula, more than \$150 million is distributed among the State Library Administrative Agencies (SLAAs) every year. SLAAs are official agencies charged by law with the extension and development of library services, and they are located in:

- Each of the 50 States and the District of Columbia;
- The Territories (Guam, American Samoa, the Commonwealth of Puerto Rico, the Commonwealth of the Northern Mariana Islands, and the U.S. Virgin Islands); and
- The Freely Associated States (Federated States of Micronesia, Republic of Palau, and the Republic of the Marshall Islands).

Each year, over 2,500 Grants to States projects support the purposes and priorities outlined in the Library Services and Technology Act (LSTA). (See 20 U.S.C. 9121 et seq.) SLAAs may use the funds to support statewide initiatives and services, and they may also distribute the funds through competitive subawards (subgrants or cooperative agreements) to public, academic, research, school, or special libraries or library consortia (for-profit and Federal libraries are not eligible).

How are the IMLS awards to States evaluated?

Each SLAA must submit a plan that details library services goals for a five-year period. (20 U.S.C 9143). SLAAs must also conduct a five-year evaluation of library services based on that plan. Id. These plans and evaluations are the foundation for improving practice and informing policy. Each SLAA receives IMLS funding to support the five year period through a series of overlapping, two year grant awards. Each SLAA receives IMLS funding to support the five year period through a series of overlapping two year grant awards. Each SLAA must file interim and final financial reports, as well as final performance reports for each of these two year grants. For approximately ten years, the final performance reporting has been accomplished through IMLS' State Program Reporting (SPR) system. The basis for this reporting in this database was narrative in nature and when combined with the final financial reports, provided a solid picture of how an SLAA spent its two year award. Unfortunately, the narrative aspect did not allow for easy analysis, comparison, or evaluation across States and their initiatives.

To improve how we measure the impact of the Federal investment in the Grants to States program, IMLS and SLAAs have been partnering on a comprehensive planning and evaluation initiative called "Measuring Success." This multi-year effort is fundamentally shifting the way in which Grants to States final report information is gathered and shared, and it is improving program accountability, reporting, evaluation, and assessment. The new SPR is being developed in phases, in concert with a small group of SLAAs acting as pilots for each phase. Roughly, these phases correspond to: framework and question development; descriptive reporting for the two

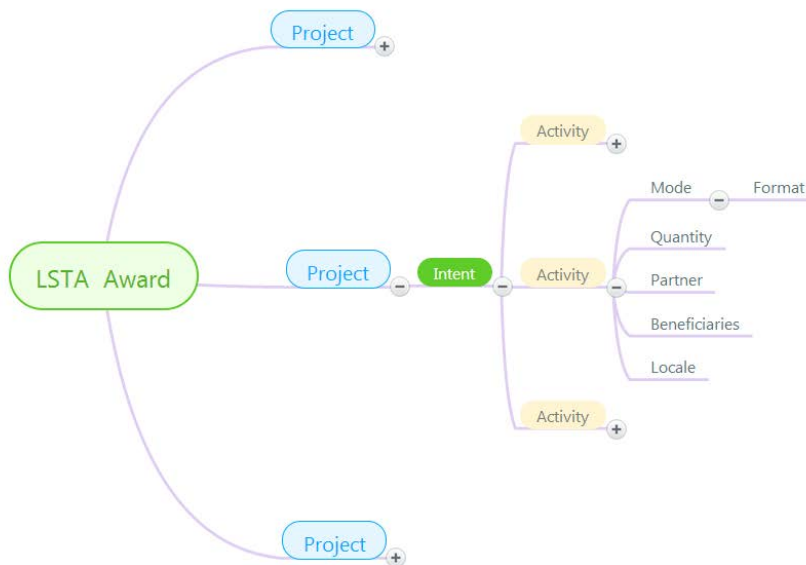
year award (pilots first, then all states); and finally the incorporation of the performance measurement reporting. Currently, only Phases I and II have been completed and are reflected in this documentation. When complete, it will highlight evidence-based best practices. The Measuring Success initiative is driving the development of a new data reporting and analysis system (database) that will replace the older State Program Report system. Submissions to the SPR will encompass the final performance report, the final financial report, and eventually, the interim financial report for each SLAA's two year grant.

Through the Measuring Success initiative, we identified features needed for the new SPR system. The system needs to:

- be flexible and provide easy-to-use tools;
- make the reporting process more consistent so that comparisons and analyses are simplified;
- strengthen the ability to assess these efforts; and
- promote sharing of promising practices.

The new SPR development is guided by a new data reporting and collection framework that balances the need for descriptive information to monitor compliance with grant conditions with the need for data on performance measures to assess the impact of the public funds. When we can gather project data more consistently, we will be better able to compare projects within and across States and demonstrate the impact of public funds on library services. States will also be able to share information about their projects both within the library community and with the public at large.

State Program Report Framework for Projects:



Concepts

The new SPR system is broken into eight reporting sections (articulated below in **State Program Report Data Elements**), but the heart of an SLAA's report is in the Project Reporting. As shown in the framework graphic above, an SLAA expends its annual LSTA Award through one or more Projects. Projects are tied to an Intent (intended outcome) and are composed of a set of Activities carried out to achieve the intended outcome. Activities are associated with particular Modes (controlled vocabulary characteristics of an activity) and Formats (controlled vocabulary characteristics of a Mode) that relate to "how" an Activity is carried out. Other components of an Activity provide further details we need to evaluate Projects: Quantity ("how much" or "how many"), Partner, Beneficiaries ("who") and Locale ("where").

Projects

Project Reporting

Projects are the vehicles for organizing activities that support a State's objective or intended outcome. Within the SPR framework, "intended outcomes" are tracked and linked to Projects via Focal Areas and Intents, as well as within Project Activities. A large portion of the Project reporting is accomplished through controlled vocabulary and controlled responses (binary response or fixed choice) data elements. This allows SLAAs to properly identify and classify projects for consistency of reporting across SLAAs and their subrecipients. Properly identified projects are key to aggregating comparable data that show the impact of IMLS Grants to States funds. (See Background, p. 1.)

What is a Project?

- A Project is a set of discrete and interdependent activities carried out to achieve an intended outcome.
- It contains allocable resources (dollars spent, people responsible for accomplishing tasks, venue or service location(s), and/or time spent).
- It is associated with a specific Intent (intended outcome or performance goal) to allow for meaningful, standardized recording and analysis purposes.
- It may be conducted as a State Effort (statewide initiative) or as a Subaward.

What is a State Effort?

A State Effort or Statewide project has the entire State's population as potential beneficiaries rather than a specific, and smaller, target audience. State Efforts are usually administered by the SLAA, such as interlibrary loans, summer reading programs, electronic databases, or technology that facilitates local computer use.

Are State Efforts reported as Projects?

Depending on the scope of the State Effort, it may be reported as one Project or as multiple Projects. Generally speaking, a State Effort that supports a single Intent will be reported as one Project, such as when a State Effort supports resource sharing that includes books by mail, cataloging, and circulation. In certain circumstances, State Efforts may be reported as multiple

Projects, such as when a State Effort supports a statewide literacy initiative that includes summer reading, adult conversation circles, and community read events. *See Appendix 4: Project Examples.*

What is a Subaward?

A Subaward is an award provided by a pass-through entity (SLAA) to a subrecipient for the subrecipient to carry out part of a Federal (LSTA) award. (See also, 2 CFR 200.92).

Are Subawards reported as Projects?

In most cases, a Subaward will be reported as one Project. In certain circumstances, a Subaward may be reported as multiple Projects, such as when a Subaward to a regional library system has multiple and disparate intents. Multiple Subawards may also be reported as a single Project, such as when Subawards of \$250 are made to 40 libraries to purchase early learning materials. *For additional information, see Appendix 4: Project Examples.*

Focal Areas and Intents

Focal Areas and Intents are broad conceptual categories used to show how Projects are aligned with priorities and purposes of the IMLS Grants to States (and LSTA) program. Focal Areas and Intents use controlled vocabulary to allow for meaningful reporting, evaluation, comparison, and assessment of States' initiatives. The six Focal Areas below were identified by State Library Administrative Agencies (SLAAs), and they represent the foundation by which the reporting structure is organized. In the SPR system, they are further specified by and inferred from Intents, which are the intended outcomes of an action or set of SLAA activities. Intent reporting helps define the "why" of the Grants to States program. *For additional information, see Appendix 5: Focal Areas and Intents.*

What are Focal Areas?

Focal Areas are overarching conceptual categories around which the Grants to States Program reporting structure is organized. There are six categories:

- Institutional Capacity;
- Information Access;
- Lifelong Learning;
- Human Services;
- Employment and Economic Development; and
- Civic Engagement.

Focal areas are further specified by associated Intents.

What is an Intent?

An Intent is the objective, intended result or outcome of an action or set of Activities.

- It is applicable at the Project and Activity recording levels.
- There are fourteen specific Intents – tied to the Focal Areas – in the SPR system (*See Appendix 5.*)

- They may be further described by the assignment of up to two associated subjects.

Activities

What is an Activity?

An Activity is an action or actions through which the Intent of a project is accomplished.

- An Activity accounts for at least 10% of the total amount of resources committed to the project.
- An Activity is further specified by Mode and Format.

Activity	Definition
Instruction	Involves an interaction for knowledge or skill transfer.
Content	Involves the acquisition, development, or transfer of information.
Planning/Evaluation	Involves design, development, or assessment of operations, services, or resources.
Procurement	Involves purchasing facilities, equipment/supplies, hardware/software, or other materials (not content) that support general library infrastructure.

What is a Mode?

A Mode is a characteristic of an activity. There are multiple Mode choices per Activity.

Activity	Notes on Mode
Instruction	How learning is delivered or experienced.
Content	How information is made accessible.
Planning/Evaluation	When information is collected, analyzed, and/or disseminated.
Procurement	Not applicable.

Activity	Mode	Definition
Instruction	Program	Formal interaction and active user engagement (e.g., a class on computer skills).
	Presentation	Formal interaction and passive user engagement (e.g., an author's talk).
	Consultation	Informal interaction with an individual or group of individuals; the provision of expert advice or reference services to individuals, units, or organizations.
Content	Acquisition	Selecting, ordering, and receiving materials for library or archival collections by purchase, exchange, or gift, which may include budgeting and negotiating with outside agencies (i.e. publishers, vendors) to obtain resources.

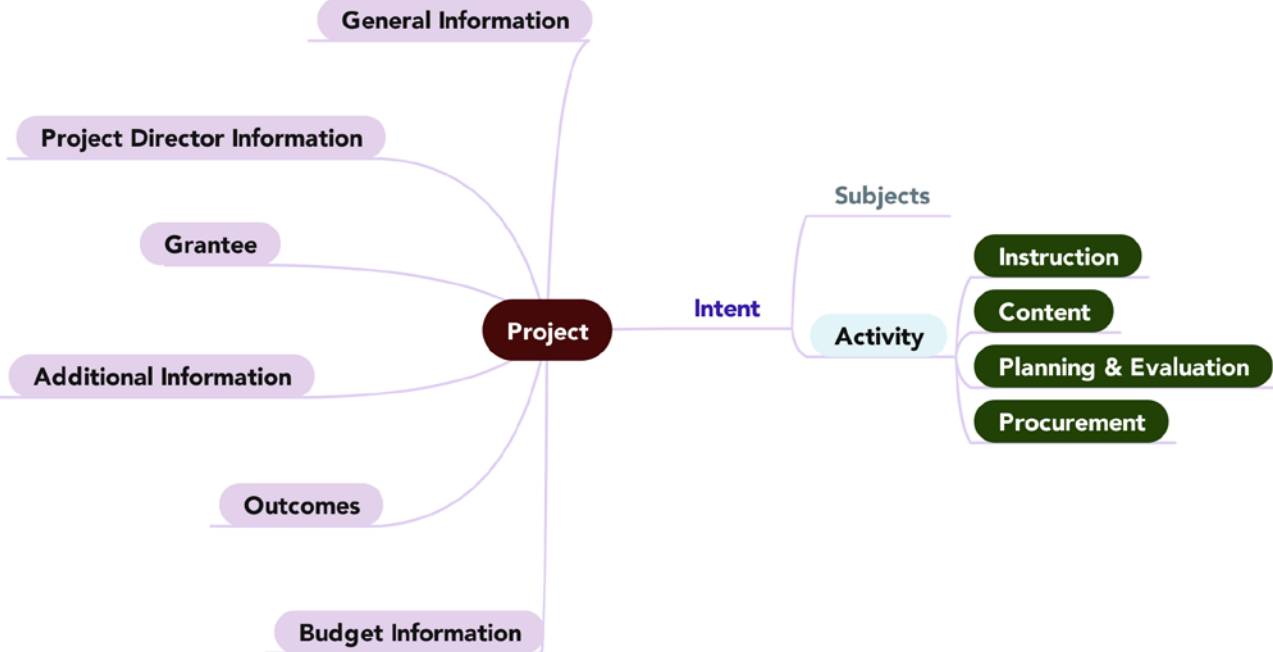
		May also include procuring software or hardware for the purposes of storing and/or retrieving information or enabling the act of experiencing, manipulating, or otherwise interacting with an information resource.
	Creation	Design or production of an information tool or resource (e.g., digital objects, curricula, manuals). Includes digitization or the process of converting data to digital format for processing by a computer.
	Description	Apply standardized descriptive information and/or apply such information in a standardized format to items or groups of items in a collection for purposes of intellectual control, organization, and retrieval.
	Lending	Provision of a library's resources and collections through the circulation of materials (general circulation, reserves). May also refer to the physical or electronic delivery of documents from a library collection to the residence or place of business of a library user, upon request.
	Preservation	Effort that extends the life or useful life of a living or non-living collection, the individual items or entities included in a collection, or a structure, building, or site by reducing the likelihood or speed of deterioration.
Planning & Evaluation	Retrospective	Research effort that involves historical assessments of the condition of a project, program, service, operation, resource and/or user group.
	Prospective	Research effort that involves assessments of a future condition of a project, program, service, operation, resource, and/or user group.
Procurement	No mode applicable	Acquiring or leasing facilities; purchasing equipment/supplies, hardware/software, or other materials (not content) that support general library infrastructure.

What is a Format?

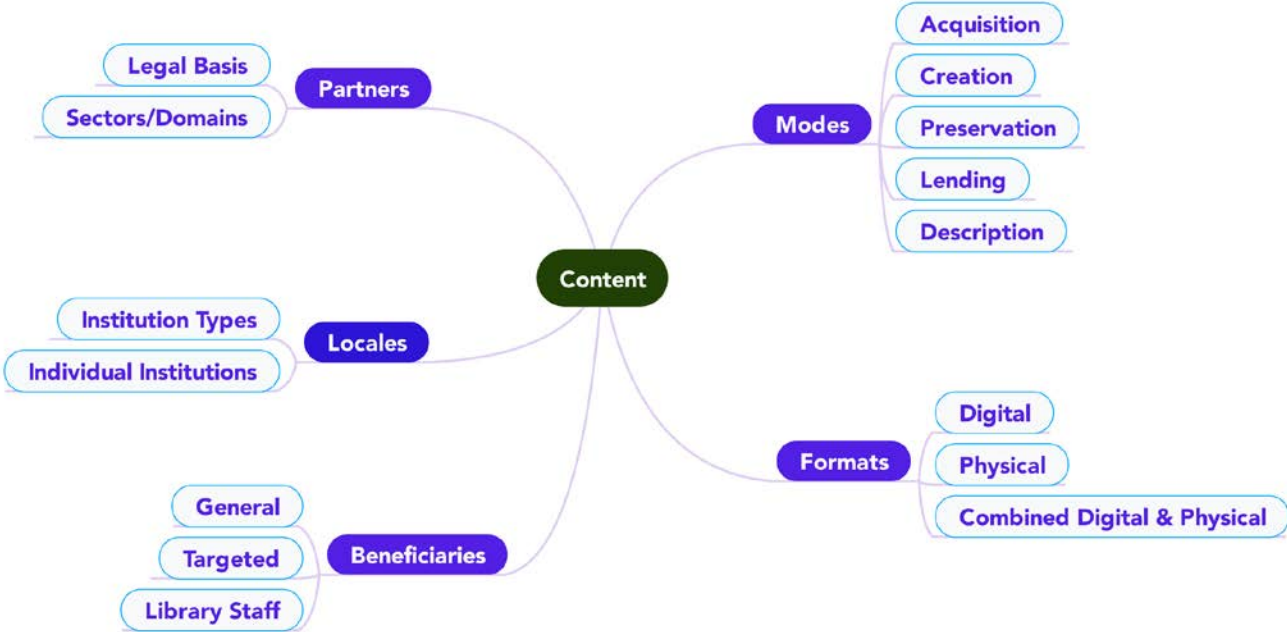
A Format is a characteristic of a Mode.

Mode	Format	Definition
Instruction	In-person	Carried out face-to-face.
	Virtual	Delivered via computer, computer network, or mobile device.
	In-person/Virtual	Delivered both in-person and via a computer, computer network, or mobile device.
Content	Physical	Medium in or on which information (data, sound, images, etc.) is stored (e.g., paper, film, magnetic tape or disk, etc.). The medium may be encased in a protective housing made of another material (plastic, metal, etc.).
	Digital	Computer-mediated. The term includes commercial or non-commercial hardware, software, and/or data transfer connections and protocols, systems at any scale, and metadata.

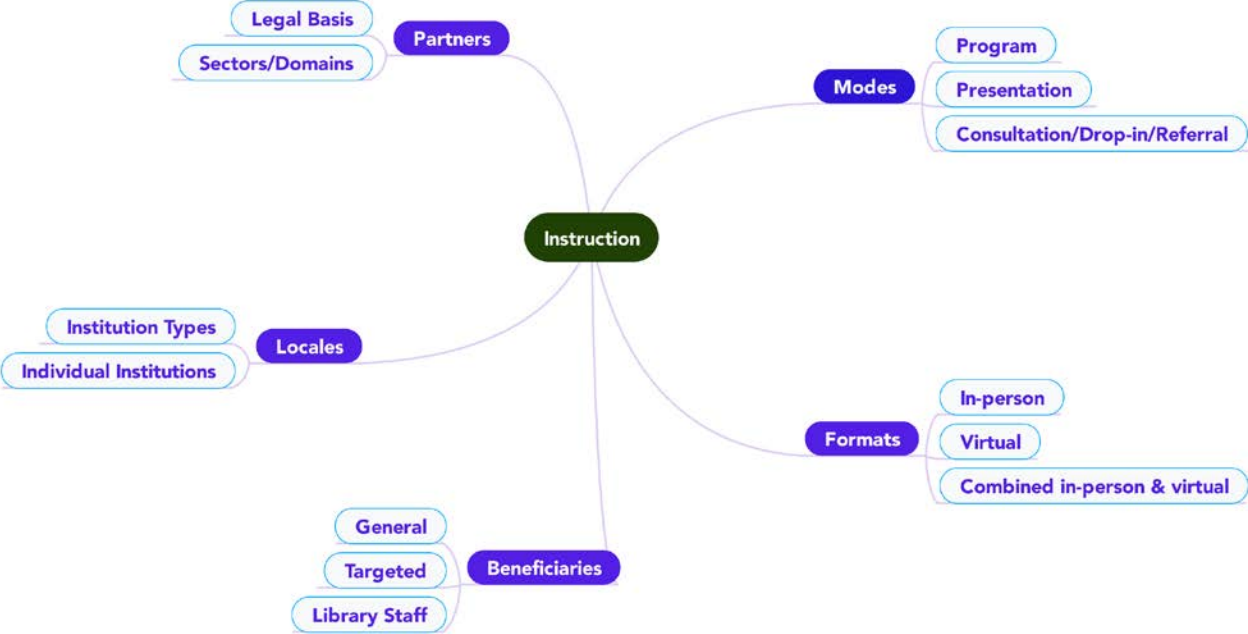
Appendix 1: Diagrams of the Data Collection Questions



Appendix 1: Diagrams of Data Collection Questions



Appendix 1: Diagrams of Data Collection Questions



Appendix 2: IMLS New State Program Report Data Collection Questions, by Report Type

Project Report (each section of report underlined)

Project

G2S Project Code: *(system assigned)*

State:

Fiscal Year:

Exemplary

Exemplary Narrative:

General Information

Title:

State Project Code:

Start Date:

End Date:

Abstract:

State Goal:

Project Director Information

Director Name:

Director Phone:

Director Email:

Grantee:

Project Outcomes

List any important findings or outcomes from your project:

Please briefly describe importance of findings.

What methods did you use to determine your findings? Check all that apply.

Survey Review of Administrative Data Interview/Focus Group

Participant Observation Other

Based on outputs, outcomes and/or other results, explain any significant lessons learned from these findings for either the SLAA or others in the LIS field.

Appendix 2: IMLS New State Program Report Data Collection Questions, by Report Type

Do you anticipate continuing this project after the current reporting period ends? Yes No

If Yes:

Do you anticipate any change in level of effort? Yes No

If Yes: Please briefly describe any changes in the level of effort. Include information about whether you intend to use LSTA or Match funds.

Do you anticipate any change in the project's scope? Yes No

If Yes: Please briefly describe this change in the project's scope.

Do you anticipate any other changes in the project? Yes No

If Yes: Please briefly describe this change in level of effort.

If No: Please describe why.

Additional Materials

Attach File (file limit: 40MB)

Enter URL:

Appendix 2: IMLS New State Program Report Data Collection Questions, by Report Type

Budget Information

Salaries/Wages/Benefits

LSTA	MATCH-State	MATCH-Other	Total

Description:

Consultant Fees

LSTA	MATCH-State	MATCH-Other	Total

Description:

Travel

LSTA	MATCH-State	MATCH-Other	Total

Description:

Supplies/Materials

LSTA	MATCH-State	MATCH-Other	Total

Description:

Equipment

LSTA	MATCH-State	MATCH-Other	Total

Description:

Services

LSTA	MATCH-State	MATCH-Other	Total

Description:

Other Operational Expenses

LSTA	MATCH-State	MATCH-Other	Total

Description:

Totals: (system calculated)

LSTA	MATCH-State	MATCH-Other	Total

Appendix 2: IMLS New State Program Report Data Collection Questions, by Report Type

Intent: (select one)

- Improve the library workforce
- Improve the library's physical and technological infrastructure
- Improve library operations
- Improve users' ability to discover information.
- Improve users' ability to obtain information resources.
- Improve users' formal education
- Improve users' general knowledge and skills
- Improve users' ability to apply information that furthers their personal, family, or household finances
- Improve users' ability to apply information that furthers their personal or family health & wellness
- Improve users' ability to apply information that furthers their parenting and family skills

- Improve users' ability to use resources and apply information for employment support
- Improve users' ability to use and apply business resources

- Improve users' ability to participate in their community
- Improve users' ability to participate in community conversations around topics of concern.

Subject(s): (select up to two)

- Arts, Culture & Humanities
- Business & Finance
- Employment
- Personal Finance
- Small Business
- Civic Affairs
- Community Concerns
- Government
- Education
- After-school activities
- Curriculum support
- Environment
- General (select only for electronic databases or other data sources)
- Health & Wellness
- Parenting & Family skills
- Personal/Family health & wellness
- History
- Languages
- Literacy
- Adult Literacy
- Digital Literacy
- Early Literacy
- Reading Program (Not Summer Reading)
- Summer Reading
- Science, Technology, Engineering, & Math (STEM)

Appendix 2: IMLS New State Program Report Data Collection Questions, by Report Type

- Library Infrastructure & Capacity
- Broadband Adoption
- Buildings & Facilities
- Certification
- Collection Development & Management
- Continuing Education and Staff Development
- Disaster Preparedness
- Library Skills
- Programming & Event Planning
- Research & Statistics
- Outreach & Partnerships
- Systems & Technologies
- Other:

Activities:

Activity Information

Title:

Abstract:

Intent:

Activity: (select one)	Mode: (select one)	Format: (select one)
<input type="checkbox"/> Instruction	<input type="checkbox"/> Program	<input type="checkbox"/> Virtual
	<input type="checkbox"/> Presentation/performance	<input type="checkbox"/> In-person
	<input type="checkbox"/> Consultation/Drop-in/Referral	<input type="checkbox"/> Combined in-person & virtual
	<input type="checkbox"/> Other:	<input type="checkbox"/> Other:
<input type="checkbox"/> Content	<input type="checkbox"/> Acquisition	<input type="checkbox"/> Digital
	<input type="checkbox"/> Creation	<input type="checkbox"/> Physical
	<input type="checkbox"/> Preservation	<input type="checkbox"/> Combined digital and physical
	<input type="checkbox"/> Description	
	<input type="checkbox"/> Lending	
	<input type="checkbox"/> Other	
<input type="checkbox"/> Planning & Evaluation	<input type="checkbox"/> Prospective	<input type="checkbox"/> In-house
	<input type="checkbox"/> Retrospective	<input type="checkbox"/> Third party
<input type="checkbox"/> Procurement	N/A	N/A

Quantity Information:

If “Activity – Mode” combination = “Instruction – Program”:

Session length (minutes):

Number of sessions in program:

Average number in attendance per session:

Number of times program administered:

If “Activity – Mode” combination = “Instruction – Presentation/performance”:

Presentation/performance length (minutes):

Number of presentations/performances administered:

Average number in attendance per session:

If “Activity – Mode” combination = “Instruction – Consultation/drop-in/referral”:

Total number of consultation/reference transactions:

Average number of consultation/reference transactions per month:

If “Activity – Mode” combination = “Content – Acquisition”:

Number of hardware acquired:

Appendix 2: IMLS New State Program Report Data Collection Questions, by Report Type

Number of software acquired:

Number of licensed databases acquired:

Number of print materials (books & government documents) acquired:

Number of electronic materials acquired:

Number of audio/visual units (audio discs, talking books, other recordings) acquired:

If “Activity – Mode” combination = “Content – Creation”:

Number of items digitized:

Number of items digitized and available to the public:

Number of physical items:

Number of open-source applications/software/systems:

Number of proprietary applications/software/systems:

Number of learning resources (e.g. toolkits, guides):

Number of plans/frameworks:

If “Activity – Mode” combination = “Content – Preservation”:

Number of items conserved, relocated to protective storage, rehoused, or for which other preservation-appropriate physical action was taken:

Number of items reformatted, migrated, or for which other digital preservation-appropriate action was taken:

Number of preservation plans/frameworks produced/updated (i.e. preservation readiness plans, data management plans):

If “Activity – Mode” combination = “Content – Description”:

Number of items made discoverable to the public

Number of collections made discoverable to the public

Number of metadata plans/frameworks produced/updated

If “Activity – Mode” combination = “Content – Lending”

Total number of items circulated:

Average number of items circulated / month:

Total number of ILL transactions:

Average number of ILL transactions / month:

If “Activity” = “Planning & Evaluation”:

Number of evaluations and/or plans funded:

Number of funded evaluation/plans completed:

If “Activity” = “Procurement”:

Number of funded evaluation and/or plans completed:

Number of acquired equipment used:

Number of hardware items acquired:

Number of acquired hardware items used:

Number of software items acquired:

Number of acquired software items used:

Number of materials/supplies acquired:

Number of acquired materials/supplies used:

Appendix 2: IMLS New State Program Report Data Collection Questions, by Report Type

Partner Types

- Federal Government
- State Government
- Local Government (excluding school districts)
- School District
- Non-Profit
- Private Sector
- Tribe/Native Hawaiian Organization

Beneficiaries

Is the activity directed at the library workforce (includes volunteers and trustees)? Yes No

If “Yes” Skip to “Locale”

If “No”:

Is the activity for a targeted group or for the general population?

- Targeted Group
- General Population

Which best describes the geographic community of the targeted group?

- Urban
- Suburban
- Rural

Select one or more of the following activity target age groups.

- All Ages
- 0-5 years
- 6-12 years
- 13-17 years
- 18-25 years
- 26-49 years
- 50-59 years
- 60-69 years
- 70+ years

If “General Population” selected above, skip to “Locale”

If “Targeted Group” selected above:

If the activity is directed at those in one or more of the following economic situations, select one or more.

- People who are living below the poverty line
- Unemployed
- Not Applicable

If the activity is directed at ethnic or minority populations, select one or more.

- American Indian or Alaska Native
- Asian
- Black or African American
- Hispanic or Latino
- Native Hawaiian or other Pacific Islander
- Not Applicable

Appendix 2: IMLS New State Program Report Data Collection Questions, by Report Type

Is the activity directed at families? Yes No

Is the activity directed at intergenerational groups (does not include families)? Yes No

Is the activity directed at immigrants/refugees? Yes No

Is the activity directed at those with disabilities? Yes No

Is the activity directed at those with limited functional literacy or informational skills? Yes No

Is the activity directed at groups that fall into a category not already captured? Yes No

If Yes, please describe.

Locale

Is the activity statewide?

If Yes:

Institution Types (enter #s):

Public Libraries:

Academic Libraries:

SLAA:

Consortia:

Special Libraries:

School Libraries:

Other:

If No:

Can you identify specific institutions? Yes No

If Yes:

Institutions:

Name:

Address:

City:

State:

Zip:

If No:

Institution Types (enter #s):

Public Libraries:

Academic Libraries:

SLAA:

Consortia:

Special Libraries:

School Libraries:

Other:

Appendix 2: IMLS New State Program Report Data Collection Questions, by Report Type

Project Tags: (enter up to three)

Administrative Project Report

(each section of report underlined)

Administrative Project

Select a fiscal year:

Title

Abstract

Intent: Administer the LSTA Program *[prepopulated]*

Grantee: *[prepopulated with SLAA]*

Start Date:

End Date:

Budget Information

Salaries/Wages/Benefits

	LSTA	MATCH-State	MATCH-Other	Total
--	------	-------------	-------------	-------

Description:

Consultant Fees

	LSTA	MATCH-State	MATCH-Other	Total
--	------	-------------	-------------	-------

Description:

Travel

LSTA	MATCH-State	MATCH-Other	Total

Description:

Supplies/Materials

LSTA	MATCH-State	MATCH-Other	Total

Description:

Equipment

LSTA	MATCH-State	MATCH-Other	Total

Description:

Services

LSTA	MATCH-State	MATCH-Other	Total

Description:

Other Operating

LSTA	MATCH-State	MATCH-Other	Total

Description:

Appendix 2: IMLS New State Program Report Data Collection Questions, by Report Type

Totals: (system calculated)

LSTA	MATCH-State	MATCH-Other	Total

Financial Status Report – Final

(input areas of approved FSR)

Select a fiscal year:

General Information

Federal Grant or Other Identifying Number Assigned By Federal Agency:

Total Federal Funds Authorized for This Funding Period: *[prepopulated]*

Recipient Account Number or Identifying Number:

Report Basis

Cash

Accrual

Funding Grant Period

Start Date:

End Date:

Period Covered by This Report

Start Date:

End Date:

Total SLAA funds expended to meet the purposes of LSTA, including the Five-Year-Plan (MOE):

Minimum MOE Required: *[prepopulated]*

MATCH-State funds expended specifically on the Five-Year Plan:

MATCH-Other funds expended specifically on the Five-Year Plan:

Total Match: *[system calculated]*

Minimum Match Required: *[system calculated]*

All other funds not previously reported:

Total unliquidated obligations (expected to clear by Dec. 30 or later IMLS-approved date) :

Unobligated balance of Federal funds (these funds to be deobligated): *[system calculated]*

LSTA (Federal) funds expended specifically on the Five Year Plan: *[system calculated]*

Administration of the Act

Allowed	Actual	Difference
<i>[system calculated]</i>		<i>[system calculated]</i>

IMLS-approved date unliquidated obligations are expected to clear:

Name of Authorized Certifying Official:

Title of Authorized Certifying Official:

Signature of Authorized Certifying Official:

Appendix 2: IMLS New State Program Report Data Collection Questions, by Report Type

Appendix 3: State Program Report Data Elements

Reporting in the State Program Report System

The SPR submission is the final performance report for the award period of performance on a two year IMLS award to an SLAA. Reporting in the SPR system is broken down into logical sections and sub-sections based on the framework. The State Program Report has three sections:

- Projects
- Administrative Project
- Financial Status Report

Each section contains one or more sub-sections; each sub-section contains one or more data elements (question and response). SLAAs are required to complete all the relevant data elements.

The SPR system provides new functional features for SLAAs. It enables SLAAs to manage other system-required information by providing data elements about:

- Manage Grantees
 - Allows States to add and edit basic information about grantees (either subrecipients or SLAA staff)
- State Goals
 - Records State Goals from the State's required Five Year Plan
- Fiscal Year information
 - Records information about the State's LSTA program applications and awards
- State Information
 - Administrative and Contact Information related to the Annual State Program Report
- Subrecipient Access
 - Allows States to provide limited Project-level access to sub-recipients to complete reports for their unique Project
- User Info
 - Provides basic information and access control information available to individual users

State Program Report Complete Data Element Set

I. Project Data Element Sections

1. General Information
2. Project Director Information
3. Grantee Information
4. Project Outcomes
5. Future Project Information
6. Budget Information
7. Activity Information
8. Instruction Information
9. Content Information
10. Planning and Evaluation Information
11. Procurement Information
12. Partner Information
13. Beneficiary Information
14. Locale Information

1.0 General Information

1.01	Title	Free text entry
1.02	State Project Code	Free text entry
1.03	Start Date	Calendar
1.04	End Date	Calendar
1.05	Abstract	Free text entry
1.06	State Goal	Dropdown selection
1.07	Exemplary	Yes/No
1.08	Exemplary Reason	Free text entry

Appendix 3: State Program Report Data Elements

No.	Data Element Name	Data Element Type	Data Element Definition	Data Element Notes	Requirement Notes	Data Element Location
1.01	Title	Free text entry (up to 75 characters)	This is the title of the project.	<p>Avoid jargon and keep the title as short as possible while including salient information.</p> <p>Do not use acronyms. Avoid abbreviations.</p> <p>When appropriate, include any information on target beneficiaries.</p> <p>Example: Summer Reading for Economically Disadvantaged Youth</p>	Required for submission.	Add Project -> General Information
1.02	State Project Code	Free text entry (up to 50 characters)	This is the optional State-assigned identification code for the project.	Example: WD-2013-002	Not required for submission.	Add Project -> General Information
1.03	Start Date	Calendar	This is the start date of the project (month, day, year). It must fall within the two-year year IMLS award period of performance.	For the FY14 IMLS award, a project's start date could be 4/1/2014	Required for submission.	Add Project -> General Information
1.04	End Date	Calendar	This is the end date of the project (month, day year). It must fall within the two-year year IMLS award period of performance.	For the FY14 IMLS award, a project's end date could be 9/30/2015.	Required for submission	Add Project -> General Information

Appendix 3: State Program Report Data Elements

1.05	Abstract	Free text entry (up to 1000 characters)	This is a brief description of the project’s purpose, activities, and target beneficiaries, plus any high-level results that are appropriate to highlight. Ideally, it should stand on its own as a narrative summary of the project.	<p>Write for a general audience by avoiding jargon, acronyms, and abbreviations. Also avoid highly technical project details, numerical lists of project goals, and bullets. If possible, state the “who, what, and why” of the project in the first sentence or two. High-level results can be included, but specific outcomes are more appropriate to section I.4 Outcomes. Ideal length is 90-160 words.</p> <p>Example:</p> <p>ABC Express provided early literacy programming to low-income families with children on preschool waiting lists. The project focused on areas such as digital literacy and socialization, to help with reading readiness, emergent literacy, and basic technology skills. Spanish-speaking librarians led weekly discussions with parents and guardians around the topic of early literacy skills. Through these sessions, caregivers learned about concepts and practiced simple activities that they could apply in the home environment. Meanwhile, the children participated in hands-on reading readiness activities that incorporated computers and handheld devices.</p>	Required for submission.	Add Project -> General Information
------	----------	---	---	--	--------------------------	------------------------------------

Appendix 3: State Program Report Data Elements

				<p>Through its Find It Now program, the State library provided statewide access to electronic resources and trained librarians in using the databases for research. IMLS award funds supported a variety of resources including full-text articles, abstracts, electronic versions of reference books, and other formats that allow academic, school and public libraries to offer consistent, quality materials to their patrons. By subscribing to these resources at the State level, the project represented significant cost efficiencies. It also ensured equitable access to quality information resources throughout the State. With something for nearly every information need, this access meant opportunities for the State’s citizens to advance and enhance their lives as workers, students, citizens, family members, and lifelong learners.</p> <p>Example of what to avoid: Goals of the project were: 1) Provide TJJLS customers with a web based SSO portal; 2) Determine the best TJACK upgrade path; 3) Upgrade TJACK network with Cisco ASA 5520 Firewall, Cisco 2821 Internet Router, Cisco Catalyst 2960G LAN Switch, Cisco Catalyst 2960G-8TC Perimeter Switch, Cisco Catalyst 2960G-8TC Internet Switch,</p>		
--	--	--	--	--	--	--

Appendix 3: State Program Report Data Elements

				Systems Integration Cabling (CAT6/CAT7 Wiring); 4) Incorporate RFID tags and inventory wands.		
1.06	State Goal	Dropdown selection	This is a goal established by the SLAA in its Five Year Plan.	Select the appropriate State goal from the dropdown menu. To add a State goal, visit Account Management -> Add Goals.	Required for submission.	Add Project -> General Information
1.07	Exemplary	Yes/No	This indicates an exemplary project.	Answer "Yes" or "No" to indicate an exemplary project. If "Yes" selected, the SLAA considers this project to be among the year's best, worthy of imitation and/or having significant impact.	Not required for submission	Add Project -> General Information
1.08	Exemplary Reason	Free text entry (up to 700 characters)	This is a brief description of the exemplary project's innovation, vision, impact on targeted audience, or service to a new population group.	Example: This project highlights the library's excellent track record in outreach projects to various underserved populations. The program was developed not only with staff expertise, but with substantial community input. The library built relationships with individuals, showed sensitivity to audience needs and followed up and changed plans where needed. It also focused on measuring outcomes for participants. Most libraries have a group of loyal users, however, many have not been engaged beyond traditional Friends activities. With limited resources, this library's staff created networks through established	Required if "Yes" for 1.07 Exemplary. Not required for submission if 1.07 Exemplary is "No".	Add Project -> General Information

Appendix 3: State Program Report Data Elements

				community groups to solicit input, gain feedback and inform community members about library resources and services. It's a model that others can replicate.		
--	--	--	--	---	--	--

2.0 Project Director Information

2.01	Project Director Name	Free text entry
2.02	Project Director Phone	Free text entry
2.03	Project Director Email	Free text entry

No.	Data Element Name	Data Element Type	Data Element Definition	Data Element Notes	Requirement Notes	Data Element Location
2.01	Project Director Name	Free text entry (up to 50 characters)	This is the legal name of the main person responsible for carrying out the project.	Avoid using honorifics (i.e. Mr., Mrs.). First name and last name. Example: Julia Alvarez	Required for submission.	Add Project -> Project Director
2.02	Project Director Phone	Free text entry (up to 10 characters)	This is the work telephone number of the project director including area code.	Report telephone number without spacing or punctuation. Do not include extension. Example: 2022220000	Required for submission.	Add Project -> Project Director
2.03	Project Director Email	Free text entry (up to 50 characters)	This is the work email address of the project director.	Example: julia@nameoflibrary.org	Required for submission.	Add Project -> Project Director

Appendix 3: State Program Report Data Elements

3.0 Grantee Information

3.01	Grantee	Dropdown selection
------	---------	--------------------

No.	Data Element Name	Data Element Type	Data Element Definition	Data Element Notes	Requirement Notes	Data Element Location
3.01	Grantee	Dropdown selection	This is the SLAA or a qualified organization (subrecipient) that received a sub-award from the SLAA and carried out the project.	Select the appropriate grantee or subrecipient from the dropdown menu. To add a grantee, visit Account Management -> Manage Grantees.	Required for submission.	Add Project -> Grantee

4.0 Project Outcomes

4.01	List findings	Free text entry
4.02	Briefly summarize the importance of findings.	Free text entry
4.03	Select the methods used.	Checkbox
4.04	Based on outputs, outcomes and/or other results, explain any significant lessons learned from these findings for either the SLAA or others in the LIS field.	Free text entry

No.	Data Element Name	Data Element Type	Data Element Definition	Data Element Notes	Requirement Notes	Data Element Location
4.01	List findings	Free text entry	This is a description of relevant outputs, outcomes, and/or other results from your project.	Examples: The majority of participants were families with young children.	Required for submission.	Add Project -> Outcomes

Appendix 3: State Program Report Data Elements

4.02	Briefly summarize the importance of this finding.	Free text entry	This is a brief description of the significance of the outputs, outcomes and/or other results reported in 4.01.	Examples: The program was aimed at the general public and advertising reflected this focus. Given that the majority of participants were families with young children, the program will be specifically focused for these participants next year.	Required for submission.	Add Project -> Outcomes
4.03	Select the methods used.	Checkbox	These are the methods employed to collect the outputs, outcomes and/or other results reported in 4.01.	What methods did you use to determine your findings? Check all that apply. Response options include: Survey; Review of Admin data; Interviews or Focus Groups; Participant Observation; Other. Examples: Selection of 'Survey' and 'Interviews or Focus Groups'	Required for submission.	Add Project -> Outcomes
4.04	Based on outputs, outcomes, and/or other results, explain any significant lessons learned from these findings for either the SLAA or others in the LIS field.	Free text entry	This is a description of why the findings and outcomes reported in 4.01 are relevant to those in the library field.	Examples: Others in the Library & Information Science field undertaking a similar program aimed at the general public may want to consider targeting it to families with young children.	Required for submission.	Add Project -> Outcomes

Appendix 3: State Program Report Data Elements

5.0 Future Project Information

5.01	Do you anticipate continuing this project after the current period of performance ends?	Yes/No
5.02	Please describe why.	Free text entry
5.03	Do you anticipate any change in level of effort?	Yes/No
5.04	Please briefly describe this change in level of effort.	Free text entry
5.05	Do you any anticipate any change in the project's scope?	Yes/No
5.06	Please briefly describe this change in the project's scope.	Free text entry
5.07	Do you anticipate any other changes in the project?	Yes/No
5.08	Please briefly describe any changes in the project.	Free text entry

No.	Data Element Name	Data Element Type	Data Element Definition	Data Element Notes	Requirement Notes	Data Element Location
5.01	Do you anticipate continuing this project after the current award period of performance ends?	Yes/No	This indicates if the recipient or subrecipient anticipates providing support and/or resources to continue this project beyond the award period of performance.	System defaults to "No." A project's positive impact often continues to benefit the community after the IMLS or State funding has ended.	Required for submission. If "Yes" user skips to 5.03. If "No" user answers 5.02.	Add Project -> Outcomes
5.02	Please describe why.	Free text entry	This is a brief explanation of why the recipient or subrecipient has decided to provide support and/or resources to continue this project beyond the award	Example: This was a 1-year grant to support curriculum development for adult librarians. The curriculum has been incorporated into the SLAA's continuing education program for mid-career professionals and is available online.	Required for submission if "No" selected for "Do you anticipate continuing this project after the	Add Project -> Outcomes

Appendix 3: State Program Report Data Elements

			period of performance or, conversely, why the recipient or subrecipient has decided against providing support and/or resources to continue this project.		current award period of performance ends?"	
5.03	Do you anticipate any change in level of effort?	Yes/No	This indicates if the recipient or subrecipient will increase or decrease its support and/or resources for this project.	System defaults to "No." Example: This project will expand – regional.	Required for submission if user answers "Yes" to 5.01 "Do you anticipate continuing this project after the current award period of performance ends?" If "Yes" user answers 5.04. If "No" user skips to 5.05.	Add Project -> Outcomes
5.04	Please briefly describe this change in level of effort.	Free text entry	This is a brief description of the planned/implemented change in the level of support or resources for this project.	Example: The project will be scaled up to be carried out at locations throughout the State.	Required for submission if user answers "Yes" to 5.03 "Do you anticipate any change in level of effort?"	Add Project -> Outcomes
5.05	Do you any	Yes/No	This indicates if the project's	System defaults to "No."	Required for	Add Project ->

Appendix 3: State Program Report Data Elements

	anticipate any change in the project's scope?		intent, activity type(s), mode(s), format(s), beneficiary type(s), partner(s), or locale(s) will change.		<p>submission if user answers "Yes" to 5.01 "Do you anticipate continuing this project after the current award period of performance ends?"</p> <p>If "Yes" user answers 5.06.</p> <p>If "No" user skips to 5.07.</p>	Outcomes
5.06	Please briefly describe this change in the project's scope.	Free text entry	This is a brief description of any change to the project's intent, activity type(s), mode(s), format(s), beneficiary type(s), partner(s), or locale(s).	Example: Element X of the project is going to be discontinued due to its lack of attendance OR Element Y of the project is going to become the main focus going forward due to its effectiveness.	Required for submission if user answers "Yes" to 5.05 "Do you anticipate any change in the project's scope?"	Add Project -> Outcomes
5.07	Do you anticipate any other changes in the project?	Yes/No	This indicates if there will be any other changes to the project.	System defaults to "No."	Required for submission if user answers "Yes" to 5.01 "Do you anticipate continuing this project after the current award	Add Project -> Outcomes

Appendix 3: State Program Report Data Elements

					period of performance ends?" If "Yes" user answers 5.08.	
5.08	Please briefly describe these changes in the project.	Free text entry	This is a brief description of any other changes to the project.	Example: We'll be hiring a full time staff person to carry out the project next year due to its popularity. We found that assigning this on top of regular duties was too much for existing staff.	Required for submission if user enters "Yes" to 5.07 "Do you anticipate any other changes in the project?"	Add Project -> Outcomes

6.0 Budget Information

6.01	Salaries/Wages/Benefits	Accounting
6.02	Salaries/Wages/Benefits Description	Free text entry
6.03	Consultant Fees	Accounting
6.04	Consultant Fees Description	Free text entry
6.05	Travel	Accounting
6.06	Travel Description	Free text entry
6.07	Supplies/Materials	Accounting
6.08	Supplies/Materials Description	Free text entry
6.09	Equipment	Accounting
6.10	Equipment Description	Free text entry
6.11	Services	Accounting
6.12	Services Description	Free text entry

Appendix 3: State Program Report Data Elements

Appendix 3: State Program Report Data Elements

No.	Data Element Name	Data Element Type	Data Element Definition	Data Element Notes	Requirement Notes	Data Element Location
6.01	Salaries/Wages/Benefits	Accounting	This amount includes salaries, wages, and fringe benefits paid to staff directly contributing to the project.	<p>Response options: LSTA: These are LSTA funds.</p> <p>MATCH-State: These are State funds (including in-kind contributions) that are counted toward the total match required for the IMLS grant award.</p> <p>MATCH-Other: These are local or private funds (including in-kind contributions) that are counted toward the total match required for the IMLS grant award.</p>	Required for submission if LSTA or Match (non-Federal share, see 20 U.S.C. 9133(b)(2)) funds are allocable to this budget category.	Add Project -> Budget Information
6.02	Salaries/Wages/Benefits Description	Free text entry	This description includes position titles (but not names) and number of FTEs.		Required for submission if any amount in 6.01 is greater than 0.	Add Project -> Budget Information
6.03	Consultant Fees	Accounting	This amount includes all expenses related to acquiring the services of a consultant for a specific activity within the project.	<p>Costs may include fees, travel, accommodation, and support services obtained directly by the consultant.</p> <p>Response options: LSTA: These are LSTA funds.</p> <p>MATCH-State: These are State funds (including in-kind contributions) that are counted toward the total match required for the IMLS grant award.</p>	Required for submission if LSTA or Match (non-Federal share, see 20 U.S.C. 9133(b)(2)) funds are allocable to this budget category.	Add Project -> Budget Information

Appendix 3: State Program Report Data Elements

				MATCH-Other: These are local or private funds (including in-kind contributions) that are counted toward the total match required for the IMLS grant award.		
6.04	Consultant Fees Description	Free text entry	This description includes the expertise of consultant along with actions/contributions to project.	Include consultant name.	Required for submission if 6.03 is greater than 0.	Add Project -> Budget Information
6.05	Travel	Accounting	This amount includes all airfare, ground transportation, accommodation, meals, etc.	<p>Reported expenses must be related to the project activities and must be incurred by the staff working on the project.</p> <p>Note: For airfare, economy class must be used at all times.</p> <p>Response options: LSTA: These are LSTA funds.</p> <p>MATCH-State: These are State funds (including in-kind contributions) that are counted toward the total match required for the IMLS grant award.</p> <p>MATCH-Other: These are local or private funds (including in-kind contributions) that are counted toward the total match required for the IMLS grant award.</p>	Required for submission if LSTA or Match (non-Federal share, see 20 U.S.C. 9133(b)(2)) funds are allocable to this budget category.	Add Project -> Budget Information

Appendix 3: State Program Report Data Elements

6.06	Travel Description	Free text entry	This description includes the number of travelers and the types of travel expenditures.		Required for submission if 6.05 is greater than 0.	Add Project -> Budget Information
6.07	Supplies/Materials	Accounting	This amount includes all costs for supplies and materials purchased specifically for the project.	<p>Classify as Supplies/Materials if the acquisition cost per unit is less than the lesser of the capitalization level established by the governmental unit for financial statement purposes, or \$5,000. (See 2 CFR 200.94(Supplies)).</p> <p>Response options: LSTA: These are LSTA funds.</p> <p>MATCH-State: These are State funds (including in-kind contributions) that are counted toward the total match required for the IMLS grant award.</p> <p>MATCH-Other: These are local or private funds (including in-kind contributions) that are counted toward the total match required for the IMLS grant award.</p>	Required for submission if LSTA or Match (non-Federal share, see 20 U.S.C. 9133(b)(2)) funds are allocable to this budget category.	Add Project -> Budget Information
6.08	Supplies/Materials Description	Free text entry	This description includes the types and quantities of supplies/materials acquired.	Note: Some items, such as program supplies can be “bundled.” For example, 50 early literacy kits, each containing five picture books, one character puppet, and a tip sheet.	Required for submission if 6.07 is greater than 0.	Add Project -> Budget Information
6.09	Equipment	Accounting	This amount includes all tangible personal property.	Classify as Equipment if the acquisition has a useful life of more than one year	Required for submission if	Add Project -> Budget Information

Appendix 3: State Program Report Data Elements

				<p>and a per-unit acquisition cost which equals or exceeds the lesser of the capitalization level established by the non-Federal entity for financial statement purposes, or \$5,000. (See 2 CFR 200.33 (Equipment))</p> <p>Response options: LSTA: These are LSTA funds.</p> <p>MATCH-State: These are State funds (including in-kind contributions) that are counted toward the total match required for the grant award.</p> <p>MATCH-Other: These are local or private funds (including in-kind contributions) that are counted toward the total match required for the grant award.</p>	LSTA or Match (non-Federal share, see 20 U.S.C. 9133(b)(2)) funds are allocable to this budget category.	
6.10	Equipment Description	Free text entry	This description includes the types and quantities of equipment acquired.		Required for submission if 6.09 is greater than 0.	Add Project -> Budget Information
6.11	Services	Accounting	This amount includes the cost of services provided by a contractor.	<p>Response options: LSTA: These are LSTA funds.</p> <p>MATCH-State: These are State funds (including in-kind contributions) that are counted toward the total match required for the IMLS grant award.</p>	Required for submission if LSTA or Match (non-Federal share, see 20 U.S.C. 9133(b)(2)) funds are	Add Project -> Budget Information

Appendix 3: State Program Report Data Elements

				MATCH-Other: These are local or private funds (including in-kind contributions) that are counted toward the total match required for the IMLS grant award.	allocable to this budget category.	
6.12	Services Description	Free text entry	This description includes the services provided.	Databases should be described here and names of contractors included.	Required for submission if 6.11 is greater than 0.	Add Project -> Budget Information
6.13	Other Operational Expenses	Accounting	This amount includes any allowable indirect costs.	Response options: LSTA: These are LSTA funds. MATCH-State: These are State funds (including in-kind contributions) that are counted toward the total match required for the IMLS grant award. MATCH-Other: These are local or private funds (including in-kind contributions) that are counted toward the total match required for the IMLS grant award.		Add Project -> Budget Information
6.14	Other Operational Expenses Description	Free text entry	This description includes allowable indirect costs incurred by the grantee.		Required for submission if 6.13 is greater than 0.	Add Project -> Budget Information

Appendix 3: State Program Report Data Elements

7.0 Activity Information

7.01	Title	Free text entry
7.02	Abstract	Free text entry
7.03	Intent	Select entry from dropdown
7.04	Activity	Select entry from dropdown

No.	Data Element Name	Data Element Type	Data Element Definition	Data Element Notes	Requirement Notes	Data Element Location
7.01	Title	Free text entry (up to 75 characters)	This is the title of the activity.	<p>Avoid jargon and keep the title as short as possible while including salient information.</p> <p>Do not use acronyms. Avoid abbreviations and do not punctuate abbreviations.</p> <p>When appropriate, include any information on target beneficiaries. Example: Family storytime train-the-trainer workshops</p>	Required for submission.	Add Project -> Activity Information
7.02	Abstract	Free text entry (up to 1000 characters)	This is a brief description of the activity’s purpose, methods, and target beneficiaries, plus any high-level results that are appropriate to highlight. It could stand on its own as a	Write for a general audience by avoiding jargon, acronyms, and abbreviations. Also avoid highly technical activity details, numerical lists and bullets. If possible, state the “who, what, and why” of the activity in the first sentence or two.	Required for submission.	Add Project -> Activity Information

Appendix 3: State Program Report Data Elements

			narrative summary of the activity.	<p>Example:</p> <p>The library hosted a Small Business Resource Center open house to showcase newly purchased materials and encourage small business owners to learn about other resources at the library. As a result of the open house, circulation of the center’s resources has increased and the number of small business owners utilizing the library’s instructional services has increased.</p>		
7.03	Intent	Select entry from dropdown	This is the activity’s objective or expected result, chosen from a set of existing options that are related to the selected project focal area.	<p>Example (for the abstract above):</p> <p>Improve users’ ability to use and apply business resources (related to: Economic & Employment Development focal area)</p>	Required for submission.	Add Project -> Activity Information
7.04	Activity	Select entry from dropdown	This is the action(s) taken to carry out the intent, such as instruction, content, planning and evaluation, and procurement. It is chosen from a set of existing options.	<p>See related sections 8.0 Instruction Information, 10.0 Content Information, 10.0 Planning/Evaluation Information, and 11.0 Procurement Information.</p> <p>Example (for the abstract above):</p> <p>Raised public awareness of a library program or service</p>	Required for submission.	Add Project -> Activity Information

Appendix 3: State Program Report Data Elements

8.0 Instruction Information

8.01	Program	Dropdown selection
8.02	Program – In-person	Dropdown selection
8.03	Program – Virtual	Dropdown selection
8.04	Program – Combined in-person, virtual	Dropdown selection
8.05	Session length (minutes)	Numeric
8.06	Number of sessions in program	Numeric
8.07	Average number in attendance per session	Numeric
8.08	Number of times program administered	Numeric
8.09	Presentation/Performance	Dropdown selection
8.10	Presentation/Performance – In-person	Dropdown selection
8.11	Presentation/Performance – Virtual	Dropdown selection
8.12	Presentation/Performance – Combined in person, virtual	Dropdown selection
8.13	Presentation/performance length (minutes)	Numeric
8.14	Number of presentations/performances administered	Numeric
8.15	Average number in attendance per session	Numeric
8.16	Consultation/Drop-in/Referral	Dropdown selection
8.17	Consultation/Drop-in/Referral – In-person	Dropdown selection
8.18	Consultation/Drop-in/Referral – Virtual	Dropdown selection
8.19	Consultation/Drop-in/Referral – Combined in-person, virtual	Dropdown selection
8.20	Total number of consultation/reference transactions	Numeric
8.21	Average number of consultation/reference transactions per month	Numeric

Appendix 3: State Program Report Data Elements

No.	Data Element Name	Data Element Type	Data Element Definition	Data Element Notes	Requirement Notes	Data Element Location
8.01	Program	Dropdown selection	This involves the transfer of knowledge or skills through formal interaction and active user engagement.	For example, a class on computer skills.		Add Project -> Activity -> Instruction
8.02	Program – In-person	Dropdown selection	This indicates a program that was carried out face-to-face.	Example: Computer class conducted in library’s digital lab		Add Project -> Activity -> Instruction
8.03	Program – Virtual	Dropdown selection	This indicates a program that was delivered via a computer or computer network.	Example: Computer class conducted via webinar		Add Project -> Activity -> Instruction
8.04	Program – Combined in-person, virtual	Dropdown selection	This indicates a program that was delivered both in-person and via a computer or computer network.	Example: Weeklong in-person institute with two webinar follow-up sessions Example: Course on topic X with participants that are in a classroom or logged in to a web-based learning system		Add Project -> Activity -> Instruction
8.05	Session length (minutes)	Numeric	This is the duration of the session in minutes.	Example: Three-part workshop on digital media, with each session scheduled for an hour and a half): 90 minutes		Add Project -> Activity -> Instruction
8.06	Number of sessions in program	Numeric	This is the number of classes, workshops, seminars, trainings, or clinics within a program.	Example: Three-part workshop on digital media, with each session scheduled for an hour and a half 3 Example: Conversation café that meets weekly throughout the year		Add Project -> Activity -> Instruction

Appendix 3: State Program Report Data Elements

				to help develop English language skills for persons with limited English proficiency: 52		
8.07	Average number in attendance per session	Numeric	This is the total attendance for all sessions divided by the total number of sessions.	Example (three sessions attended by 60, 55, and 48 respectively): 54		Add Project -> Activity -> Instruction
8.08	Number of times program administered	Numeric	This is the number of times the program was held.	Example: Three-part workshop repeated in fall and spring 2 Example: Conversation café that meets weekly throughout the year to help develop English language skills for persons with limited English proficiency: 1		Add Project -> Activity -> Instruction
8.09	Presentation/Performance	Dropdown selection	A type of instruction mode involving formal interaction and passive user engagement	Example: Author talk		Add Project -> Activity -> Instruction
8.10	Presentation/Performance – In-person	Dropdown selection	An activity format where a Presentation/Performance is carried out face-to-face.	Example: Author talk in the library		Add Project -> Activity -> Instruction
8.11	Presentation/Performance - Virtual	Dropdown selection	An activity format where a Presentation/Performance is mediated by a computer or computer network.	Example: Author talk via Google Hangout		Add Project -> Activity -> Instruction

Appendix 3: State Program Report Data Elements

8.12	Presentation/Performance – Combined in person, virtual	Dropdown selection	An activity format where a Presentation/Performance is delivered both in-person and via a computer or computer network.	Example: Author talk in the library simulcast through Google Hangout		Add Project -> Activity -> Instruction
8.13	Presentation/performance length (minutes)	Numeric	The duration of the Presentation/Performance in minutes	Example: One hour author talk 60 minutes		Add Project -> Activity -> Instruction
8.14	Number of presentations/performances administered	Numeric	The number of times the Presentation/Performance was held	Example: Two different author talks 2		Add Project -> Activity -> Instruction
8.15	Average number in attendance per session	Numeric	The total attendance for all sessions divided by the total number of sessions.	Example: Two sessions attended by 300 and 200 respectively (if web-based presentation system counts attendees) 250		Add Project -> Activity -> Instruction
8.16	Consultation/Drop-in/Referral	Dropdown selection	A type of instruction involving interaction with an individual or group of individuals (library staff or other professional) who provide expertise or reference services to individuals, units, or organizations.	Example: Weekly resume help hour		Add Project -> Activity -> Instruction
8.17	Consultation/Drop-in/Referral – In-person	Dropdown selection	An activity format where consultation/drop-in/referral is carried out face-to-face.	Example: Weekly resume help hour in the library		Add Project -> Activity -> Instruction
8.18	Consultation/Drop-in/Referral – Virtual	Dropdown selection	An activity format where consultation/drop-in/referral is mediated by a computer or	Example: Weekly resume help hour via Skype		Add Project -> Activity -> Instruction

Appendix 3: State Program Report Data Elements

			computer network.			
8.19	Consultation/Drop-in/Referral – Combined in-person, virtual	Dropdown selection	An activity format where consultation/drop-in/referral is delivered both in-person and via a computer or computer network.	Example: Weekly resume help hour with staff available for both in-person and Skype consultation		Add Project -> Activity -> Instruction
8.20	Total number of consultation/reference transactions	Numeric	The total number of consultations/reference transactions	Example: Weekly resume help hour had an average of 4 participants each week throughout the year 208		Add Project -> Activity -> Instruction
8.21	Average number of consultation/reference transactions per month	Numeric	The total number of all consultations/reference transactions divided by the number of months over which they occurred.	Example: Weekly resume help hour had an average of 4 participants each week throughout the year 17		Add Project -> Activity -> Instruction

Appendix 3: State Program Report Data Elements

9.0 Content Information

9.01	Acquisition	Dropdown selection
9.02	Acquisition – Physical	Dropdown selection
9.03	Acquisition – Digital	Dropdown selection
9.04	Acquisition – Combined physical and digital	Dropdown selection
9.05	Number of hardware acquired	Numeric
9.06	Number of software acquired	Numeric
9.07	Number of licensed databases acquired	Numeric
9.08	Number of print materials (books and govt documents) acquired	Numeric
9.09	Number of electronic materials acquired	Numeric
9.10	Number of audio/visual units acquired	Numeric
9.11	Creation	Dropdown selection
9.12	Creation – Physical	Dropdown selection
9.13	Creation – Digital	Dropdown selection
9.14	Creation – Combined physical and digital	Dropdown selection
9.15	Number of items digitized	Numeric
9.16	Number of items digitized and available to the public	Numeric
9.17	Number of physical items	Numeric
9.18	Number of open-source applications/software/systems	Numeric
9.19	Number of proprietary applications/software/systems	Numeric
9.20	Number of learning resources (e.g. toolkits, guides)	Numeric
9.21	Number of plans/frameworks	Numeric
9.22	Preservation	Dropdown selection

Appendix 3: State Program Report Data Elements

9.23	Preservation – Physical	Dropdown selection
9.24	Preservation – Digital	Dropdown selection
9.25	Preservation – Combined physical and digital	Dropdown selection
9.26	Number of items conserved, relocated to protective storage, rehoused, or for which other preservation-appropriate physical action was taken	Numeric
9.27	Number of items reformatted, migrated, or for which other digital preservation-appropriate action was taken	Numeric
9.28	Number of preservation plans/frameworks produced/updated	Numeric
9.29	Description	Dropdown selection
9.30	Description – Physical	Dropdown selection
9.31	Description – Digital	Dropdown selection
9.32	Description – Combined physical and digital	Dropdown selection
9.33	Number of items made discoverable to the public	Numeric
9.34	Number of collections made discoverable to the public	Numeric
9.35	Number of metadata plans/frameworks produced/updated	Numeric
9.36	Lending	Dropdown selection
9.37	Lending – Physical	Dropdown selection
9.38	Lending – Digital	Dropdown selection
9.39	Lending – Combined physical and digital	Dropdown selection
9.40	Total number of items circulated	Numeric
9.41	Average number of items circulated per month	Numeric
9.42	Total number of ILL transactions	Numeric
9.43	Average number of ILL transactions per month	Numeric

Appendix 3: State Program Report Data Elements

No.	Data Element Name	Data Element Type	Data Element Definition	Data Element Notes	Requirement Notes	Data Element Location
9.01	Acquisition	Dropdown selection	This involves selecting, ordering, and receiving materials for library or archival collections by purchase, exchange, or gift, which may include budgeting and negotiating with outside agencies (i.e. publishers, vendors) to obtain information resources. May also include procuring software or hardware for the purposes of storing and/or retrieving information or enabling the act of experiencing, manipulating, or otherwise interacting with an information resource.	Example: Purchased books		Add Project -> Activity -> Content
9.02	Acquisition – Physical	Dropdown selection	This indicates the purchase, exchange, or receipt (by gift or donation) of physical materials. These may consist of print materials, moving images, sound recordings, photo collections, maps, artwork, and/or microfilm.	Example: Purchased paperbacks		Add Project -> Activity -> Content
9.03	Acquisition – Digital	Dropdown selection	This indicates the purchase,	Example: Purchased license for e-		Add Project ->

Appendix 3: State Program Report Data Elements

			exchange, or receipt (by gift or donation) of digital or electronic materials. Include materials held locally and remote materials for which permanent or temporary access rights have been acquired. Electronic materials can be distributed on magnetic tape, computer software, CD-ROM, or other portable digital carrier, and can be accessed via a computer, via access to the Internet, or by using a mobile device. Types of electronic materials include e-books, e-series (including journals), government documents, scores, maps, or still images in electronic or digital format.	books		Activity -> Content
9.04	Acquisition – Combined physical and digital	Dropdown selection	This indicates the purchase, exchange, or receipt (by gift or donation) of physical and digital/electronic materials.	Example: Purchased both paperbacks and a license for e-books		Add Project -> Activity -> Content
9.05	Number of hardware acquired	Numeric	This is the number of acquired mechanical, electrical, electronic, or other physical equipment and machinery associated with information systems.	These are sets of objects or items. Examples: If a library purchased 50 desktop computers (each with monitor, tower, and keyboard), report 50.		Add Project -> Activity -> Content

Appendix 3: State Program Report Data Elements

				If a library purchased 5 AWE literacy stations (each with monitor and keyboard), report 5.		
9.06	Number of software acquired	Numeric	This is the number of acquired applications or programs associated with information systems. Includes system programs such as operating systems (OS), database management systems (DBMS), and application designed to process data.	Example: Purchased three licenses for Adobe Photoshop and six licenses for Adobe video editing software 9		Add Project -> Activity -> Content
9.07	Number of licensed databases acquired	Numeric	This is the number of acquired licensed databases. These are large, regularly updated files of digitized or digital information (bibliographic records, abstracts, full-text documents, directory entries, images, statistics, etc.) related to a specific subject or field, consisting of records of uniform format. Database content is typically leased by vendors (e.g. EBSCO) that provide access to the data, usually through proprietary search software.	Example: Acquired access to ten OCLC databases and twenty Gale databases 30		Add Project -> Activity -> Content
9.08	Number of print materials (books and govt documents)	Numeric	This is the number of physical items added to the library's	Example (purchased 340 non-fiction titles and two print titles of the		Add Project -> Activity -> Content

Appendix 3: State Program Report Data Elements

	acquired		collection(s). Physical items may consist of books, serials, government documents, and any other print resources.	Code of Federal Regulations): 342		
9.09	Number of electronic materials acquired	Numeric	These are the number of electronic (digital) materials acquired and added to the library's collection(s).	<p>Record the number of licensed databases acquired in 9.07. Do not include the total number of objects (e.g. articles) in the licensed database.</p> <p>Record the number of computer software acquired in 9.06.</p> <p>Record the number of hardware to support library operations or to link to external networks, including the Internet, in 9.05.</p> <p>Record the number of reference tools created to support access to the library's digital collection in 9.33.</p> <p>Record the number of audio/visual items (downloadable titles) in 9.10.</p> <p>Example: Purchased access to e-books with number of circulations set at 200</p> <p>200</p>		Add Project -> Activity -> Content

Appendix 3: State Program Report Data Elements

				Example: Purchased perpetual access to e-books collection of 350 titles 350		
9.10	Number of audio/visual units acquired	Numeric	This is the number of audio/visual materials acquired. Types of audio/visual materials include records, audio discs, talking books, sound recordings, and downloadable titles.	Example: Purchased 35 Playaway titles 35		Add Project -> Activity -> Content
9.11	Creation	Dropdown selection	This involves the design or production of an information tool or resource (e.g., digital objects, curricula, manuals). Includes digitization or the process of converting data to digital format for processing by a computer.	Example: Digitized manuscripts		Add Project -> Activity -> Content
9.12	Creation – Physical	Dropdown selection	This indicates the design or development of tools, manuals/handbooks, resources. These may consist of print materials.	Example: Created and printed brochure for newly digitized collections Access to these items does not require a computer or mobile device.		Add Project -> Activity -> Content

Appendix 3: State Program Report Data Elements

9.13	Creation – Digital	Dropdown selection	This indicates the design or development of digital tools, manuals, handbooks, and/or resources. These may consist of web applications, digital repositories, or software tools.	Example: Created a website		Add Project -> Activity -> Content
9.14	Creation – Combined physical and digital	Dropdown selection	This indicates the design or development of tools, manuals, handbooks, and/or resources that are produced in print and digitally.	Example: Created blended learning course content, including syllabus and five online tutorials		Add Project -> Activity -> Content
9.15	Number of items digitized	Numeric	This is the number of physical items converted into digital form.	An item is a “work” e.g. a book, a newspaper, a map, a score, or an album. Example (digitized seven manuscripts of varying page lengths and kept them on internal server for processing): 7		Add Project -> Activity -> Content
9.16	Number of items digitized and available to the public	Numeric	This is the number of physical items converted into digital form that are accessible to the general public.	Digital items are considered “available to the public” when access to or use of such items does not require intervention by library staff. Example (digitized seven manuscripts of varying page lengths and added them to library catalog): 7		Add Project -> Activity -> Content

Appendix 3: State Program Report Data Elements

9.17	Number of physical items	Numeric	This is the number of physical items developed that provide information on accessing a library program, service, or resource.	An item is a “work” i.e., a library newsletter, an archival finding aid for an archival collection. Example (two finding aids developed for archival collections): 2		Add Project -> Activity -> Content
9.18	Number of open-source applications/software/systems	Numeric	This is the number of open source items developed or improved.	Example (open-source homework help tool developed): 1		Add Project -> Activity -> Content
9.19	Number of proprietary applications/software/systems	Numeric	This is the number of proprietary items developed or improved.	Example (proprietary ILS system developed): 1		Add Project -> Activity -> Content
9.20	Number of learning resources (e.g. toolkits, guides)	Numeric	This is the number of items (physical and/or digital) created to support the development of knowledge, skills or abilities (beyond accessing a program, service, or resource).	Example (quarterly print newsletter or guide distributed to hundreds during the project year): 4		Add Project -> Activity -> Content
9.21	Number of plans/frameworks	Numeric	This is the number of items created that describe a conceptual framework, policy, plan, or a business process.	Only record those plans/frameworks that could be adapted or replicated by another institution. For example, a geopolitical ontology; a regional disaster plan; a statewide strategic plan.		Add Project -> Activity -> Content

Appendix 3: State Program Report Data Elements

9.22	Preservation	Dropdown selection	This involves maintaining materials in an optimal condition, either in their original format or in a form more durable, through retention under proper environmental conditions or actions taken after an object or collection item has been damaged to prevent further deterioration. This includes digital preservation or the process of maintaining, in a condition suitable for use, materials produced in digital formats, including preservation of the technical metadata and the continued ability to render or display the content represented or described by the metadata. It may also refer to the practice of digitizing materials originally produced in non-digital formats (print, film, etc.) to prevent permanent loss due to deterioration of the physical medium.	Example: Rehoused an archival collection in climate-controlled storage		Add Project -> Activity -> Content
9.23	Preservation – Physical	Dropdown selection	This indicates the preservation of physical items. These may consist of print materials,	Example: Fixed a deteriorating book binding		Add Project -> Activity -> Content

Appendix 3: State Program Report Data Elements

			moving images, sound recordings, photo collections, maps, artwork, and/or microfilm.			
9.24	Preservation - Digital	Dropdown selection	This indicates the preservation of digital items. Digital items can be distributed on magnetic tape, computer software, CD-ROM, or other portable digital carrier, and can be accessed via a computer, via access to the internet, or by using a mobile device.	Example: Converted historic videos to more stable digital format		Add Project -> Activity -> Content
9.25	Preservation – Combined physical and digital	Dropdown selection	This involves the preservation of both physical and digital items.	Example: Provided protective sleeves for fragile archival letters after digitizing them		Add Project -> Activity -> Content
9.26	Number of items conserved, relocated to protective storage, rehoused, or for which other preservation-appropriate physical action was taken	Numeric	This is the number of physical items that have received conservation or preservation (not digital) treatment.	Example : Rehoused six boxes of archival materials in climate-controlled storage 6		Add Project -> Activity -> Content
9.27	Number of items reformatted, migrated, or for which other digital preservation-appropriate action was taken	Numeric	This is the number of physical items that have received digital preservation treatment.	Example: Converted twenty historic videos to more stable digital format 20		Add Project -> Activity -> Content
9.28	Number of preservation plans/frameworks produced/updated	Numeric	This is the number of preservation plans/frameworks developed or improved.	Example: ten libraries developed preservation plans 10		Add Project -> Activity -> Content

Appendix 3: State Program Report Data Elements

9.29	Description	Dropdown selection	This involves the application of standardized descriptive information to items or groups of items in a collection for purposes of intellectual control, organization, and retrieval.	Example: Created catalog records for a collection of print titles		Add Project -> Activity -> Content
9.30	Description – Physical	Dropdown selection	This indicates the description of physical items.	Example: Created catalog records for a collection of books		Add Project -> Activity -> Content
9.31	Description – Digital	Dropdown selection	This indicates the description of digital items.	Example: Created metadata for 30 digitized manuscripts		Add Project -> Activity -> Content
9.32	Description – Combined physical and digital	Dropdown selection	This indicates the description of physical and digital items.	Example: Added catalog record for a single print title and created metadata for its digitized copy		Add Project -> Activity -> Content
9.33	Number of items made discoverable to the public	Numeric	This is the total number of items (both physical and digital) made accessible to the general public.	Example: 350 photographs from 6 archival collections were digitized and metadata created for each photograph. 350		Add Project -> Activity -> Content
9.34	Number of collections made discoverable to the public	Numeric	This is the total number of collections made accessible to the general public.	Example: Seven archival collections composed of 45 archival boxes, for which collection finding aids were created 7		Add Project -> Activity -> Content
9.35	Number of metadata plans/frameworks produced/updated	Numeric	This is the number of metadata plans/frameworks developed or improved.	Example: Created metadata framework for newly digitized materials 1		Add Project -> Activity -> Content

Appendix 3: State Program Report Data Elements

9.36	Lending	Dropdown selection	This involves the provision of a library's resources and collections through the circulation of materials (general circulation, reserves). May also refer to the physical or electronic delivery of documents from a library collection to the residence or place of business of a library user, upon request.	Example: Loaned 5,715 titles to patrons Note: Response will be limited to either 9.37 or 9.38 or 9.39 depending upon which method is selected in the dropdown box: Physical (9.37 would be answered), Digital (9.38 would be answered), or Combined physical and digital (9.39 would be answered)		Add Project -> Activity -> Content
9.37	Lending – Physical	Dropdown selection	This indicates the lending of physical items.	Example: Loaned 2,110 print titles to patrons		Add Project -> Activity -> Content
9.38	Lending – Digital	Dropdown selection	This indicates the lending of digital items.	Example: Loaned 3,605 e-book titles to patrons		Add Project -> Activity -> Content
9.39	Lending – Combined physical and digital	Dropdown selection	This involves the lending of both physical and digital items.	Example: Loaned 2,110 print and 3,605 e-book titles to patrons		Add Project -> Activity -> Content
9.40	Total number of items circulated	Numeric	This is the number of items (both physical and digital) including renewals charged to a borrower account for use outside the library facility.	Example: Circulated 2,110 print and 3,605 e-book titles to patrons over 12 months 5,715		Add Project -> Activity -> Content
9.41	Average number of items circulated per month	Numeric	This is the median number of items including renewals charged to a borrower account for use inside or outside the library.	Example: Circulated 2,110 print and 3,605 e-book titles to patrons over 12 months 476		Add Project -> Activity -> Content
9.42	Total number of ILL transactions	Numeric	This is the number of interlibrary loan transactions charged to a borrower/user	Do not include items checked out to another library.		Add Project -> Activity -> Content

Appendix 3: State Program Report Data Elements

			account.	Example: Provided 435 print titles through interlibrary loan over 12 months 435		
9.43	Average number of ILL transactions per month	Numeric	This is the median number of interlibrary loan transactions charged to a borrower/user account.	Do not include items checked out to another library. Example: Provided 435 print titles through interlibrary loan over 12 months 36		Add Project -> Activity -> Content

Add Project -> Activity -> Content

10.0 Planning and Evaluation Information

10.01	Planning/Evaluation	Dropdown selection
10.02	Planning/Evaluation – Prospective	Dropdown selection
10.03	Planning/Evaluation – Prospective – In-house	Dropdown selection
10.04	Planning/Evaluation – Prospective – Third-party	Dropdown selection
10.05	Planning/Evaluation – Retrospective	Dropdown selection
10.06	Planning/Evaluation – Retrospective – In-house	Dropdown selection
10.07	Planning/Evaluation – Retrospective – Third-party	Dropdown selection
10.08	Number of evaluations and/or plans funded	Numeric
10.09	Number of evaluations and/or plans completed	Numeric

Appendix 3: State Program Report Data Elements

No.	Data Element Name	Data Element Type	Data Element Definition	Data Element Notes	Requirement Notes	Data Element Location
10.01	Planning/Evaluation	Dropdown selection	This involves the design, development, or assessment of operations, services, or resources.	Example: Paid an outside evaluator for the State's 5-year evaluation		Add Project -> Activity -> Planning/Evaluation
10.02	Planning/Evaluation – Prospective	Dropdown selection	This indicates an assessment of a future condition of a project, program, service, operation, resource, and/or user group.	Example: Worked on the State's 5-year plan		Add Project -> Activity -> Planning/Evaluation
10.03	Planning/Evaluation – Prospective – In-house	Dropdown selection	This indicates an assessment of a future project, program, service, operation, resource and/or target user group.	Example: LSTA Coordinator worked on the State's 5-year evaluation		Add Project -> Activity -> Planning/Evaluation
10.04	Planning/Evaluation – Prospective – Third-party	Dropdown selection	This indicates an assessment of a future project, program, service, operation, resource and/or target user group completed by a consultant or independent evaluator.	Example: Outside consultant worked on the State's 5-year plan		Add Project -> Activity -> Planning/Evaluation
10.05	Planning/Evaluation – Retrospective	Dropdown selection	This indicates an assessment of a completed project, program, service, operation, resource and/or target user group.	Example: Worked on the State's 5-year evaluation		Add Project -> Activity -> Planning/Evaluation
10.06	Planning/Evaluation – Retrospective – In-house	Dropdown selection	This indicates an assessment of a completed project.	Example: LSTA Coordinator worked on the State's 5-year evaluation		Add Project -> Activity -> Planning/Evaluation

Appendix 3: State Program Report Data Elements

10.07	Planning/Evaluation – Retrospective – Third-party	Dropdown selection	This indicates an assessment of a completed project by a consultant or independent evaluator.	Example: Outside consultant worked on the State’s 5-year evaluation		Add Project -> Activity -> Planning/Evaluation
10.08	Number of evaluations and/or plans funded	Numeric	This is the number of evaluations or assessments funded.	Example: LSTA Coordinator worked on the State’s 5-year plan 1		Add Project -> Activity -> Planning/Evaluation
10.09	Number of evaluations and/or plans completed	Numeric	This is the number of evaluations or assessments completed by the end of the award period.	Example (Outside consultant worked on the State’s 5-year evaluation): 1		Add Project -> Activity -> Planning/Evaluation

11.0 Procurement Information

Note: 2 CFR part 200 covers property and procurement standards (see, for example, 2 CFR sections 200.310 through 326). Certain of these standards apply specifically to States (e.g., 2 CFR 200.313(b)). In some of the examples below, more units were acquired than were actually used for the project. In such instances, the excess (i.e., unused) units (if equipment) should generally not be charged to the IMLS award nor to the Match, or should otherwise be handled in accordance with 2 CFR part 200 and applicable law. If such excess units are supplies, they should be disposed of in accordance with the applicable grant requirements (e.g., 2 CFR 200.314). Questions concerning any particular excess acquisition should be addressed to IMLS.

11.01	Procurement	Dropdown selection
11.02	Number of equipment acquired	Numeric
11.03	Number of acquired equipment used	Numeric
11.04	Number of hardware items acquired	Numeric
11.05	Number of acquired hardware items used	Numeric
11.06	Number of software items acquired	Numeric
11.07	Number of acquired software items used	Numeric

Appendix 3: State Program Report Data Elements

11.08	Number of materials/supplies acquired	Numeric
11.09	Number of acquired materials/supplies used	Numeric

No.	Data Element Name	Data Element Type	Data Element Definition	Data Element Notes	Requirement Notes	Data Element Location
11.01	Procurement	Dropdown selection	An activity type for purchasing facilities, equipment/supplies, hardware/software, or other materials that are not content-related that support general library infrastructure.	Example: purchased specialized scanner		Add Project -> Activity -> Procurement
11.02	Number of equipment acquired	Numeric	Number of equipment acquired. Equipment means tangible personal property (including information technology systems) having a useful life of more than one year and a per-unit acquisition cost which equals or exceeds the lesser of the capitalization level established by the non-Federal entity for financial statement purposes, or \$5,000. (See 2 CFR 200.33)	Example (purchased one specialized scanner): 1		Add Project -> Activity -> Procurement
11.03	Number of acquired equipment used	Numeric		Example (purchased two server systems but only installed and used one): 1		Add Project -> Activity -> Procurement

Appendix 3: State Program Report Data Elements

11.04	Number of hardware items acquired	Numeric	Number of mechanical, electrical, electronic, or other physical equipment and machinery associated with a computer system or necessary for the playback or projection of nonprint media. Basic microcomputer hardware includes a central processing unit (CPU), keyboard, and monitor.	Example (purchased three specialized scanners): 3		Add Project -> Activity -> Procurement
11.05	Number of acquired hardware items used	Numeric		Example (purchased three specialized scanners but only installed and used two): 2		Add Project -> Activity -> Procurement
11.06	Number of software items acquired	Numeric	Number of computer programs and their associated documentation. A software product consists of a set of instructions written by a programmer, distinct from the manufactured hardware used to run it. The term includes systems programs such as operating systems (OS), database management systems (DBMS), utilities that control the operation of the computer itself, and application programs	Example (purchased one package of data preservation software): 1		Add Project -> Activity -> Procurement

Appendix 3: State Program Report Data Elements

			designed to process data and accomplish specific tasks for the user			
11.07	Number of acquired software items used	Numeric		Example (purchased two packages of data preservation software, but only installed and used one): 1		Add Project -> Activity -> Procurement
11.08	Number of materials/supplies acquired	Numeric	Number of supplies and materials including computing devices (if the acquisition cost per unit is less than the lesser of the capitalization level established by the non-Federal entity for financial statement purposes, or \$5,000) purchased specifically for the project. (See 2 CFR 200.94 (Supplies)).	Example (purchased 14 boxes of name badges for conference): 14		Add Project -> Activity -> Procurement
11.09	Number of acquired materials/supplies used	Numeric		Example (purchased three boxes of name badges for conference but used two): 2		Add Project -> Activity -> Procurement

Appendix 3: State Program Report Data Elements

12.0 Partner Information

12.01	Please identify the area(s) in which your partner organization(s) operates.	Checkbox
12.02	Please identify the legal type of the partner organization(s) for this project.	Checkbox

No.	Data Element Name	Data Element Type	Data Element Definition	Data Element Notes	Requirement Notes	Data Element Location
12.01	Please identify the area(s) in which your partner organization(s) operates.	Checkbox	This indicates the sector(s) or domain(s) in which the partner organization(s) operates	Response options are: Libraries Historical Societies or Organizations Museums Archives Cultural Heritage Organization Multi-type Preschools Schools Higher Education Adult Education Human Service Organizations Other	“Cultural Heritage Organization” option included in case specific type not included in dropdown box.	Add Project -> Activity -> Partner Information
12.02	Please identify the legal type of the partner organization(s) for this project.	Checkbox	This indicates the legal organizational structure of the partner.	Response options are: Federal Government State Government Local Government (excluding school districts) School District Non-profit Private Sector Tribe/Native Hawaiian Organization		Add Project -> Activity -> Partner Information

Appendix 3: State Program Report Data Elements

13.0 Beneficiary Information

13.01	Is the activity directed at the library workforce (includes volunteers and trustees)?	Yes/No
13.02	Is the activity for a targeted group or for the general population?	Radio
13.03	Which best describes the geographic community of the targeted group?	Checkbox
13.04	Select one or more of the following activity target age groups.	Checkbox
13.05	If the activity is directed at those in one or more of the following economic situations, select one or more.	Checkbox
13.06	If the activity is directed at ethnic or minority populations, select one or more	Checkbox
13.07	Is the activity directed at families?	Yes/No
13.08	Is the activity directed at intergenerational groups (does not include families)?	Yes/No
13.09	Is the activity directed at immigrants/refugees?	Yes/No
13.10	Is the activity directed at those with disabilities?	Yes/No
13.11	Is the activity directed at those with limited functional literacy or informational skills?	Yes/No
13.12	Is the activity directed at groups that fall into a category not already captures?	Yes/No
13.13	Category Not Captured Description	Free text entry

No.	Data Element Name	Data Element Type	Data Element Definition	Data Element Notes	Requirement Notes	Data Element Location
13.01	Is the activity directed at the library workforce (includes volunteers and trustees)?	Yes/No	This indicates whether an activity targeted library staff.		Required for submission.	Add Project -> Activity -> Beneficiary Information
13.02	Is the activity for a targeted group or for the general population?	Radio	This indicates whether an activity was directed at a specific group or community, or if the activity was designed	Response options are: Targeted Group General Population		Add Project -> Activity -> Beneficiary Information

Appendix 3: State Program Report Data Elements

			for general public.			
13.03	Which best describes the geographic community of the targeted group?	Checkbox	This indicates the geographic community of the target beneficiaries.	Response options are: Urban Suburban Rural	Required for submission if 14.02 is "Targeted Group."	Add Project -> Activity -> Beneficiary Information
13.04	Select one or more of the following activity target age groups.	Checkbox	This indicates the age(s) of the target beneficiaries.	Response options are: All Ages 0-5 years 6-12 years 13-17 years 18-25 years 26-49 years 50-59 years 60-69 years 70+ years	Required for submission if 14.02 is "Targeted Group."	Add Project -> Activity -> Beneficiary Information
13.05	If the activity is directed at those in one or more of the following economic situations, select one or more.	Checkbox	This indicates the economic situation of the target beneficiaries.	Response options are: People who are living below the poverty line Unemployed Not applicable		Add Project -> Activity -> Beneficiary Information
13.06	If the activity is directed at ethnic or minority populations, select one or more	Checkbox	This indicates whether an activity targeted a specific population	Response options are: American Indian or Alaska Native Asian Black or African American Hispanic or Latino Native Hawaiian or other Pacific Islander Not applicable		Add Project -> Activity -> Beneficiary Information

Appendix 3: State Program Report Data Elements

Appendix 3: State Program Report Data Elements

13.07	Is the activity directed at families?	Yes/No	This indicates whether an activity was directed at families as a unit.			Add Project -> Activity -> Beneficiary Information
13.08	Is the activity directed at intergenerational groups (does not include families)?	Yes/No	This indicates whether an activity was directed at individuals of different generations (not families)			Add Project -> Activity -> Beneficiary Information
13.09	Is the activity directed at immigrants/refugees?	Yes/No	This indicates whether an activity was directed at immigrants/refugees.			Add Project -> Activity -> Beneficiary Information
13.10	Is the activity directed at those with disabilities?	Yes/No	This indicates whether an activity was directed at those with disabilities			Add Project -> Activity -> Beneficiary Information
13.11	Is the activity directed at those with limited functional literacy or informational skills?	Yes/No	This indicates whether an activity was directed at those with limited functional literacy or informational skills			Add Project -> Activity -> Beneficiary Information
13.12	Is the activity directed at groups that fall into a category not already captured?	Yes/No	This indicates whether an activity was directed at a specific group not previously identified.			Add Project -> Activity -> Beneficiary Information
13.13	Category Not Captured Description	Free text entry	This describes any other targeted group(s).			Add Project -> Activity -> Beneficiary Information

Appendix 3: State Program Report Data Elements

14.0 Locale Information

14.01	Is the activity statewide?	Yes/No
14.02	Can you identify specific institutions?	Yes/No
14.03	Institution Types - Public	Numeric
14.04	Institution Types - Academic	Numeric
14.05	Institution Types - SLAA	Numeric
14.06	Institution Types - Consortia	Numeric
14.07	Institution Types - Special	Numeric
14.08	Institution Types - School	Numeric
14.09	Institution Types - Other	Numeric
14.10	Institutions - Name	Free text entry
14.11	Institutions - Address	Free text entry
14.12	Institutions - City	Free text entry
14.13	Institutions - State	Dropdown
14.14	Institutions – Zip	Free text entry

No.	Data Element Name	Data Element Type	Data Element Definition	Data Element Notes	Requirement Notes	Data Element Location
14.01	Is the activity statewide?	Yes/No	This indicates whether the activity was directed at population(s) across the State.			Add Project -> Activity -> Locale Information
14.02	Can you identify specific institutions?	Yes/No	This indicates whether individual institutions can be identified.	If "Yes", respond to elements 14.10 through 14.14; if "No", respond to elements 14.03 through 14.09		Add Project -> Activity -> Locale Information
15.03	Institution Types – Public Libraries	Numeric	This indicates the number of Public Libraries involved in the activity.	For Instruction activities, this is the number of libraries that provided the program, presentation, or	Defaults to Zero (0)	Add Project -> Activity -> Locale Information

Appendix 3: State Program Report Data Elements

				<p>reference/consultation service.</p> <p>For Instruction – Other activities related to conference attendance, this is the number of libraries represented by library staff at conferences or meetings.</p> <p>For Content – Acquisition activities, this is the number of libraries that received equipment, materials, and/or services. For electronic resources, this is the number of libraries for which access has been acquired under a license/agreement.</p> <p>For Content – Creation activities, this is the number of libraries that have developed information resources or tools or have digitized materials.</p> <p>For Content – Description activities, this is the number of libraries that carried out cataloging or metadata creation activities.</p> <p>For Content – Preservation activities, this is the number of</p>		
--	--	--	--	---	--	--

Appendix 3: State Program Report Data Elements

				<p>libraries that carried out the conservation or preservation treatment.</p> <p>For Content – Lending activities, this is the number of libraries that circulated materials or provided the interlibrary loan service (not the number of libraries that received materials via interlibrary loan).</p> <p>For Planning/Evaluation activities, this is the number of libraries that carried out an assessment/evaluation or contracted a third-party evaluator to carry out an assessment/evaluation.</p> <p>For Procurement activities, this is the number of libraries that received equipment and materials.</p>		
14.04	Institution Types – Academic Libraries	Numeric	This indicates the number of Academic Libraries involved in the activity.	See Notes for 14.03	Defaults to Zero (0)	Add Project -> Activity -> Locale Information
14.05	Institution Types - SLAA	Numeric	This indicates the number of State Library Administrative Agencies involved in the activity.	See Notes for 14.03	Defaults to Zero (0)	Add Project -> Activity -> Locale Information

Appendix 3: State Program Report Data Elements

14.06	Institution Types - Consortia	Numeric	This indicates the number of Consortia involved in the activity.	See Notes for 14.03	Defaults to Zero (0)	Add Project -> Activity -> Locale Information
14.07	Institution Types – Special Libraries	Numeric	This indicates the number of Special Libraries involved in the activity.	See Notes for 14.03	Defaults to Zero (0)	Add Project -> Activity -> Locale Information
14.08	Institution Types – School Libraries	Numeric	This indicates the number of School Libraries involved in the activity.	See Notes for 14.03	Defaults to Zero (0)	Add Project -> Activity -> Locale Information
14.09	Institution Types - Other	Numeric	This indicates the number of Other institutions involved in the activity.	See Notes for 14.03	Defaults to Zero (0)	
14.10	Institutions – Name	Free text entry	This should be the legal name of each institution.			Add Project -> Activity -> Locale Information
14.11	Institutions – Address	Free text entry	This indicates the physical address of the institution.			Add Project -> Activity -> Locale Information
14.12	Institutions – City	Free text entry	This indicates the city in which the institution is located.			Add Project -> Activity -> Locale Information
14.13	Institutions – State	Dropdown	This indicates the State in which the institution is located.			Add Project -> Activity -> Locale Information
14.14	Institutions – Zip	Free text entry	This indicates the zip code of the institution’s address.			Add Project -> Activity -> Locale Information

Appendix 3: State Program Report Data Elements

II. Administrative Project Data Element Sections

1. General Information
2. Budget Information

1.0 General Information

1.01	Title	Free text entry
1.02	Abstract	Free text entry
1.03	Intent	Dropdown selection (default)
1.04	Grantee	Dropdown selection (default)
1.05	State Date	Calendar
1.06	End Date	Calendar

No.	Data Element Name	Data Element Type	Data Element Definition	Data Element Notes	Requirement Notes	Data Element Location
1.01	Title	Free text entry	This is the title of the project.	Avoid jargon and keep the title as short as possible while including salient information. Example: Administration of the LSTA Program	Required.	Administrative Project
1.02	Abstract	Free text entry	This is a brief description of the project’s purpose and activities. Ideally, it should stand on its own as a narrative summary of the project.	Write for a general audience by avoiding jargon, acronyms, and abbreviations. Also avoid highly technical project details, numerical lists of project goals, and bullets. If possible, state the “who, what, and why” of the project in the first sentence or two. High-level results	Required for submission.	Administrative Project

Appendix 3: State Program Report Data Elements

				can be included, but specific outcomes are more appropriate to section I.4 Outcomes. Ideal length is 90-160 words.		
1.03	Intent	Dropdown selection (default)		Pre-filled and locked with "Administer the LSTA Program"	Required for submission.	Administrative Project
1.04	Grantee	Dropdown selection (default)		Defaults to SLAA.	Required for submission.	Administrative Project
1.05	Start Date	Calendar	This is the start date of the project (month, day, year). It must fall within the two-year award period of performance.	For the FY14 grant award, a project's start date could be 4/1/2014	Required for submission.	Administrative Project
1.06	End Date	Calendar	This is the end date of the project (month, day year). It must fall within the two-year award period of performance.	For the FY14 grant award, a project's end date could be 9/30/2015.	Required for submission	Administrative Project

2.0 Budget Information

2.01	Salaries/Wages/Benefits	Accounting
2.02	Salaries/Wages/Benefits Description	Free text entry
2.03	Consultant Fees	Accounting
2.04	Consultant Fees Description	Free text entry
2.05	Travel	Accounting
2.06	Travel Description	Free text entry
2.07	Supplies/Materials	Accounting
2.08	Supplies/Materials Description	Free text entry
2.09	Equipment	Accounting

Appendix 3: State Program Report Data Elements

2.10	Equipment Description	Free text entry
2.11	Services	Accounting
2.12	Services Description	Free text entry

No.	Data Element Name	Data Element Type	Data Element Definition	Data Element Notes	Requirement Notes	Data Element Location
2.01	Salaries/Wages/Benefits	Accounting	This amount includes salaries, wages, and fringe benefits paid to staff involved in the management, oversight, and administration of the LSTA program.	<p>Response options: LSTA: These are LSTA funds.</p> <p>MATCH-State: These are State funds (including in-kind contributions) that are counted toward the total match required for the grant award.</p> <p>MATCH-Other: These are local or private funds (including in-kind contributions) that are counted toward the total match required for the grant award.</p> <p>SLAA may provide monetary amounts in one or more columns for all responses in the Budget section.</p>	Required for submission if LSTA or Match funds are allocable to this budget category. Provide amounts in all applicable categories.	Administrative Project -> Budget Information
2.02	Salaries/Wages/Benefits Description	Free text entry	This description includes position titles (but not names) and number of FTEs.		Required for submission if any amount in 6.01 is greater than 0.	Administrative Project -> Budget Information
2.03	Consultant Fees	Accounting	This amount includes all expenses related to acquiring the services of a consultant for the management, oversight	Costs may include fees, travel, accommodation, and support services obtained directly by the consultant.	Required for submission if LSTA or Match funds are	Administrative Project -> Budget Information

Appendix 3: State Program Report Data Elements

			and administration of the LSTA program.	<p>Response options: LSTA: These are LSTA funds.</p> <p>MATCH-State: These are State funds (including in-kind contributions) that are counted toward the total match required for the grant award.</p> <p>MATCH-Other: These are local or private funds (including in-kind contributions) that are counted toward the total match required for the grant award.</p>	allocable to this budget category. Provide amounts in all applicable categories.	
2.04	Consultant Fees Description	Free text entry	This description includes the expertise of consultant along with actions/contributions to project.	Include consultant name.	Required for submission if 6.03 is greater than 0.	Administrative Project -> Budget Information
2.05	Travel	Accounting	This amount includes all airfare, ground transportation, accommodation, meals, etc.	<p>Reported expenses must be related to the management, oversight, and administration of the LSTA program.</p> <p>Note: For airfare, economy class must be used at all times.</p> <p>Response options: LSTA: These are LSTA funds.</p> <p>MATCH-State: These are State funds (including in-kind contributions) that are counted toward the total match required for the grant award.</p>	Required for submission if LSTA or Match funds are allocable to this budget category. Provide amounts in all applicable categories.	Administrative Project -> Budget Information

Appendix 3: State Program Report Data Elements

				MATCH-Other: These are local or private funds (including in-kind contributions) that are counted toward the total match required for the grant award.		
2.06	Travel Description	Free text entry	This description includes the number of travelers and the types of travel expenditures.		Required for submission if 6.05 is greater than 0.	Administrative Project -> Budget Information
2.07	Supplies/Materials	Accounting	This amount includes all costs for supplies and materials purchased to support the management, oversight, and administration of the LSTA program.	<p>Classify as Supplies/Materials if the acquisition cost per unit is less than the lesser of the capitalization level established by the governmental unit for financial statement purposes, or \$5,000. (See 2 CFR 200.94 (Supplies)).</p> <p>Response options: LSTA: These are LSTA funds.</p> <p>MATCH-State: These are State funds (including in-kind contributions) that are counted toward the total match required for the grant award.</p> <p>MATCH-Other: These are local or private funds (including in-kind contributions) that are counted toward the total match required for the grant award.</p>	Required for submission if LSTA or Match funds are allocable to this budget category. Provide amounts in all applicable categories.	Administrative Project -> Budget Information

Appendix 3: State Program Report Data Elements

2.08	Supplies/Materials Description	Free text entry	This description includes the types and quantities of supplies/materials acquired.		Required for submission if 6.07 is greater than 0.	Administrative Project -> Budget Information
2.09	Equipment	Accounting	This amount includes all tangible personal property (including information technology systems) that support the management, oversight, and administration of the LSTA program.	<p>Classify as Equipment if the acquisition has a useful life of more than one year and a per-unit acquisition cost which equals or exceeds the lesser of the capitalization level established by the non-Federal entity for financial statement purposes, or \$5,000. (See 2 CFR 200.33 (Equipment)).</p> <p>Response options: LSTA: These are LSTA funds.</p> <p>MATCH-State: These are State funds (including in-kind contributions) that are counted toward the total match required for the grant award.</p> <p>MATCH-Other: These are local or private funds (including in-kind contributions) that are counted toward the total match required for the grant award.</p>	Required for submission if LSTA or Match funds are allocable to this budget category. Provide amounts in all applicable categories.	Administrative Project -> Budget Information
2.10	Equipment Description	Free text entry	This description includes the types and quantities of equipment acquired.		Required for submission if 6.09 is greater than 0.	Administrative Project -> Budget Information

Appendix 3: State Program Report Data Elements

2.11	Services	Accounting	This amount includes the cost of oversight, management, or administrative activities undertaken by a contractor, (including a formal partner) that support the management, oversight, and administration of the LSTA program..	<p>Response options: LSTA: These are LSTA funds.</p> <p>MATCH-State: These are State funds (including in-kind contributions) that are counted toward the total match required for the grant award.</p> <p>MATCH-Other: These are local or private funds (including in-kind contributions) that are counted toward the total match required for the grant award.</p>	Required for submission if LSTA or Match funds are allocable to this budget category. Provide amounts in all applicable categories.	Administrative Project -> Budget Information
2.12	Services Description	Free text entry	This description includes the services provided.	Databases should be described here and names of contractors included.	Required for submission if 6.11 is greater than 0.	Administrative Project -> Budget Information

Appendix 3: State Program Report Data Elements

III. Financial Status Report Data Element Sections

1. Interim Financial Report
2. Final Financial Report

1.0 Interim Financial Report

1.01	Federal Grant or Other Identifying Number Assigned By Federal Agency	Free text entry
1.02	Total Federal Funds Authorized for This Funding Period	Accounting
1.03	Recipient Account Number or Identifying Number	Free text entry
1.04	Report Basis	Radio
1.05	Funding Grant Period of Performance – Start Date	Calendar
1.06	Funding Grant Period of Performance – End Date	Calendar
1.07	Period Covered by this Report – Start Date	Calendar
1.08	Period Covered by this Report – End Date	Calendar
1.09	Total SLAA funds expended to meet the purposes of LSTA, including the Five-Year-Plan (MOE)	Accounting
1.10	Minimum MOE Required	Accounting
1.11	SLAA funds expended specifically on the Five-Year-Plan	Accounting
1.12	All local or private funds expended on the Five-Year Plan	Accounting
1.13	Total Match	Accounting
1.14	Minimum Match Required	Accounting
1.15	All other recipient outlays not previously reported	Accounting
1.16	Total unliquidated obligations (expected to clear by Dec. 30 or later IMLS-approved date)	Accounting
1.17	Unobligated balance of Federal funds (these funds to be deobligated)	Accounting
1.18	Federal share of net outlays	Accounting

Appendix 3: State Program Report Data Elements

1.19	LSTA Administrative Costs – Allowed	Accounting
1.20	LSTA Administrative Costs – Actual	Accounting
1.21	LSTA Administrative Costs – Difference	Accounting
1.22	IMLS-approved date unliquidated obligations are expected to clear	
1.23	Name of Authorized Certifying Official	
1.24	Title of Authorized Certifying Official	
1.25	Signature of Authorized Certifying Official	
1.26	Date Report Certified	

No.	Data Element Name	Data Element Type	Data Element Definition	Data Element Notes	Requirement Notes	Data Element Location
1.01	Federal Grant or Other Identifying Number Assigned By Federal Agency	Free text entry	This is the ten-digit Federal Award Identification Number (FAIN) assigned by IMLS.		Required for submission.	Financial Status Report -> Interim
1.02	Total Federal Funds Authorized for This Funding Period	Accounting	This is the amount of the SLAA's grant award.		Required for submission.	Financial Status Report -> Interim
1.03	Recipient Account Number or Identifying Number	Free text entry	This is the account number or any other identifying number assigned by the recipient to the award. This number is for the recipient's use only and is not required by the Federal agency.			Financial Status Report -> Interim
1.04	Report Basis	Radio	This indicates the accounting method used for tracking revenue and expenses.	Response Options are: Cash Accrual	Required for submission.	Financial Status Report -> Interim
1.05	Funding Grant Period of Performance– Start Date	Calendar	This is the start date for the award period of performance.		Required for submission.	Financial Status Report -> Interim

Appendix 3: State Program Report Data Elements

1.06	Funding Grant Period of Performance – End Date	Calendar	This is the end date for the award period of performance.		Required for submission.	Financial Status Report -> Interim
1.07	Period Covered by this Report – Start Date	Calendar	This is the start date for the award period of performance.		Required for submission.	Financial Status Report -> Interim
1.08	Period Covered by this Report – End Date	Calendar	This is the end date for the award period of performance.		Required for submission.	Financial Status Report -> Interim
1.09	Total SLAA funds expended to meet the purposes of LSTA, including the Five-Year-Plan (MOE)	Accounting	This is the total State funds appropriated to and expended by the SLAA to support the purposes of LSTA, including SLAA funds to support the Five-Year Plan. Called Maintenance of Effort (MOE) in the LSTA statute, these funds must be in the SLAA's Budget.		Not required for submission.	Financial Status Report -> Interim
1.10	Minimum MOE Required	Accounting	This is the average Maintenance of Effort reported for the three fiscal years prior to the current fiscal year.	System calculation.		Financial Status Report -> Interim
1.11	MATCH-State	Accounting	These are the State funds that the SLAA expended to specifically support the State's current Five-Year Plan.		Not required for submission.	Financial Status Report -> Interim
1.12	MATCH-Other	Accounting	These are funds that local governments, corporations, and foundations expended to specifically support the State's current Five-Year Plan.		Not required for submission.	Financial Status Report -> Interim

Appendix 3: State Program Report Data Elements

1.13	Total Match	Accounting	This is the sum of 1.11 and 1.12.	System calculation.		Financial Status Report -> Interim
1.14	Minimum Match Required	Accounting	This is the minimum match required for the grant award.	System calculation.		Financial Status Report -> Interim
1.15	All other recipient outlays not previously reported	Accounting	These are other funds not reported in 1.11 and 1.12.		Not required for submission.	Financial Status Report -> Interim
1.16	Total unliquidated obligations (expected to clear by Dec. 30 or later IMLS-approved date)	Accounting	This is the amount that was obligated by Sep. 30 and will have been liquidated by Dec. 30 or later IMLS approved date.		Not required for submission.	Financial Status Report -> Interim
1.17	Unobligated balance of Federal funds (these funds to be deobligated)	Accounting	These are funds that were not obligated before Sep. 30. These are funds that were not spent and will have to be returned to IMLS if drawn down, or will not be requested from IMLS.		Not required for submission.	Financial Status Report -> Interim
1.18	Federal share of net outlays	Accounting	This is the grant award amount minus amounts recorded in 1.17.	This is the sum of all LSTA funds obligated for Projects including the Administrative Project.	Required for submission.	Financial Status Report -> Interim
1.19	LSTA Administrative Costs – Allowed	Accounting	This is 4% of the grant award that may be expended on administrative costs. (See 20 U.S.C. 9132).	System calculation.		Financial Status Report -> Interim

Appendix 3: State Program Report Data Elements

1.20	LSTA Administrative Costs – Actual	Accounting	This is the amount expended on administrative costs. (See 20 U.S.C. 9132).		Not required for submission.	Financial Status Report -> Interim
1.21	LSTA Administrative Costs – Difference	Accounting	This is 1.19 minus 1.20.	System calculation.		Financial Status Report -> Interim
1.22	IMLS-approved date unliquidated obligations are expected to clear		This is the agreed upon date for liquidation of those funds reported in 1.16.	Note: Prior IMLS approval is required if a new liquidation date is needed.	Not required for submission.	Financial Status Report -> Interim
1.23	Name of Authorized Certifying Official		This is the name of the authorized certifying official		Required for submission.	Financial Status Report -> Interim
1.24	Title of Authorized Certifying Official		This is the title of authorized certifying official.		Required for submission.	Financial Status Report -> Interim
1.25	Signature of Authorized Certifying Official		This is the digital signature of the authorized certifying official.		Required for submission.	Financial Status Report -> Interim
1.26	Date Report Certified		This is the date of certification by the authorized certifying official.		Required for submission.	Financial Status Report -> Interim

2.0 Final Financial Report

2.01	Federal Grant or Other Identifying Number Assigned By Federal Agency	Free text entry
2.02	Total Federal Funds Authorized for This Funding Period	Accounting
2.03	Recipient Account Number or Identifying Number	Free text entry
2.04	Report Basis	Radio
2.05	Funding Grant Period of Performance – Start Date	Calendar
2.06	Funding Grant Period of Performance – End Date	Calendar
2.07	Period Covered by this Report – Start Date	Calendar
2.08	Period Covered by this Report – End Date	Calendar

Appendix 3: State Program Report Data Elements

2.09	Total SLAA funds expended to meet the purposes of LSTA, including the Five-	Accounting
2.10	Minimum MOE Required	Accounting
2.11	SLAA funds expended specifically on the Five-Year-Plan	Accounting
2.12	All local or private funds expended on the Five-Year Plan	Accounting
2.13	Total Match	Accounting
2.14	Minimum Match Required	Accounting
2.15	All other recipient outlays not previously reported	Accounting
2.16	Total unliquidated obligations (expected to clear by Dec. 30 or later IMLS-	Accounting
2.17	Unobligated balance of Federal funds (these funds to be deobligated)	Accounting
2.18	Federal share of net outlays	Accounting
2.19	LSTA Administrative Costs – Allowed	Accounting
2.20	LSTA Administrative Costs – Actual	Accounting
2.21	LSTA Administrative Costs – Difference	Accounting
2.22	IMLS-approved date unliquidated obligations are expected to clear	
2.23	Name of Authorized Certifying Official	
2.24	Title of Authorized Certifying Official	
2.25	Signature of Authorized Certifying Official	
2.26	Date Report Certified	

No.	Data Element Name	Data Element Type	Data Element Definition	Data Element Notes	Requirement Notes	Data Element Location
2.01	Federal Grant or Other Identifying Number Assigned By Federal Agency	Free text entry	This is the ten-digit Federal Award Identification Number (FAIN) assigned by IMLS.		Required for submission.	Financial Status Report -> Final
2.02	Total Federal Funds Authorized for This Funding Period	Accounting	This is the amount of the SLAA's grant award.		Required for submission.	Financial Status Report -> Final

Appendix 3: State Program Report Data Elements

2.03	Recipient Account Number or Identifying Number	Free text entry	This is the account number or any other identifying number assigned by the recipient to the award. This number is for the recipient's use only and is not required by the Federal agency.			Financial Status Report -> Final
2.04	Report Basis	Radio	This indicates the accounting method used for tracking revenue and expenses.	Response Options are: Cash Accrual	Required for submission.	Financial Status Report -> Final
2.05	Funding Grant Period of Performance – Start Date	Calendar	This is the start date for the award period of performance.		Required for submission.	Financial Status Report -> Final
2.06	Funding Grant Period of Performance – End Date	Calendar	This is the end date for the award period of performance..		Required for submission.	Financial Status Report -> Final
2.07	Period Covered by this Report – Start Date	Calendar	This is the start date for the award period of performance..		Required for submission.	Financial Status Report -> Final
2.08	Period Covered by this Report – End Date	Calendar	This is the end date for the award period of performance..		Required for submission.	Financial Status Report -> Final
2.09	Total SLAA funds expended to meet the purposes of LSTA, including the Five-Year-Plan (MOE)	Accounting	This is the total State funds appropriated to and expended by the SLAA to support the purposes of LSTA, including SLAA funds to support the Five-Year Plan. These funds must be in the SLAA's Budget.	Defaults to 0.	Required for submission.	Financial Status Report -> Final
2.10	Minimum MOE Required	Accounting	This is the average MOE reported for the three fiscal years prior to the current fiscal year.	System calculation.		Financial Status Report -> Final

Appendix 3: State Program Report Data Elements

2.11	MATCH-State	Accounting	These are the State funds that the SLAA expended to specifically support the State's current Five-Year Plan.	Defaults to 0.	Required for submission.	Financial Status Report -> Final
2.12	MATCH-Other	Accounting	These are funds that local governments, corporations, and foundations expended to specifically support the State's current Five-Year Plan.	Defaults to 0.	Required for submission.	Financial Status Report -> Final
2.13	Total Match	Accounting	This is the sum of 2.11 and 2.12.	System calculation.		Financial Status Report -> Final
2.14	Minimum Match Required	Accounting	This is the minimum match required for the grant award.	System calculation.	Required for submission.	Financial Status Report -> Final
2.15	All other recipient outlays not previously reported	Accounting	These are other funds not reported in 2.11 and 2.12.	Defaults to 0.	Required for submission.	Financial Status Report -> Final
2.16	Total unliquidated obligations (expected to clear by Dec. 30 or later IMLS-approved date)	Accounting	This is the amount that was obligated by Sep. 30 and will have been liquidated by Dec. 30 or later IMLS approved date.	Defaults to 0.	Required for submission.	Financial Status Report -> Final
2.17	Unobligated balance of Federal funds (these funds to be deobligated)	Accounting	These are funds that were not obligated before Sep. 30. These are funds that were not spent and will have to be returned to IMLS if drawn down, or will not be requested from IMLS.	System calculation.		Financial Status Report -> Final
2.18	Federal share of net outlays	Accounting	This is the grant award amount minus the amount recorded in 2.16.	This is the sum of all LSTA funds obligated for Projects including the Administrative Project.	Required for submission.	Financial Status Report -> Final

Appendix 3: State Program Report Data Elements

2.19	LSTA Administrative Costs – Allowed	Accounting	This is 4% of the grant award that may be expended on administrative costs. (See 20 U.S.C. 9132).	System calculation.		Financial Status Report -> Final
2.20	LSTA Administrative Costs – Actual	Accounting	This is the amount expended on administrative costs. (See 20 U.S.C. 9132).	This is the sum of all LSTA funds reported in the Administrative Project.	Required for submission.	Financial Status Report -> Final
2.21	LSTA Administration Costs – Difference	Accounting	This is 2.19 minus 2.20.	System calculation.		Financial Status Report -> Final
2.22	IMLS-approved date unliquidated obligations are expected to clear		This is the agreed upon date for liquidation of those funds reported in 2.16.		Not required for submission.	Financial Status Report -> Final
2.23	Name of Authorized Certifying Official		This is the name of the authorized certifying official		Required for submission.	Financial Status Report -> Final
2.24	Title of Authorized Certifying Official		This is the title of authorized certifying official.		Required for submission.	Financial Status Report -> Final
2.25	Signature of Authorized Certifying Official		This is the digital signature of the authorized certifying official.		Required for submission.	Financial Status Report -> Final
2.26	Date Report Certified		This is the date of certification by the authorized certifying official.		Required for submission.	Financial Status Report -> Final

IV. Fiscal Year Information Data Elements Section

1. General Information

1.0 General Information

Appendix 3: State Program Report Data Elements

1.01	State	Dropdown selection
1.02	Number of subaward applications	Numeric
1.03	Number of subawards funded	Numeric
1.04	Number of applicants	Numeric
1.05	Number of applicants receiving grants	Numeric
1.06	Total amount of subaward funds requested	Numeric
1.07	Total amount of subaward funds awarded	Numeric

Appendix 3: State Program Report Data Elements

No.	Data Element Name	Data Element Type	Data Element Definition	Data Element Notes	Requirement Notes	Data Element Location
1.01	State	Dropdown selection	This is the State.			Account Management -> Fiscal Year Info
1.02	Number of subaward applications	Numeric	This is the total number of subaward applications submitted to the SLAA.	Defaults to 0.	Required for submission.	Account Management -> Fiscal Year Info
1.03	Number of subawards funded	Numeric	This is the total number of subaward applications funded.	Defaults to 0.	Required for submission.	Account Management -> Fiscal Year Info
1.04	Number of applicants	Numeric	This is the number of institutions that applied for subaward funds.	Defaults to 0.	Required for submission.	Account Management -> Fiscal Year Info
1.05	Number of applicants receiving grants	Numeric	This is the number of institutions that received subaward funds.	Defaults to 0.	Required for submission.	Account Management -> Fiscal Year Info
1.06	Total amount of subaward funds requested	Numeric	This is the total amount of subaward funds requested by all applicants.	Defaults to 0.		Account Management -> Fiscal Year Info
1.07	Total amount of subaward funds awarded	Numeric	This is the total amount of funds awarded in subawards.	Defaults to 0.	Required for submission.	Account Management -> Fiscal Year Info

Appendix 3: State Program Report Data Elements

V. Manage Grantees Data Element Section

1. General Information

1.0 General Information

1.01	Grantee Name	Free text entry
1.02	PLS ID:	Numeric
1.03	IPEDS ID:	Numeric
1.04	CommonCore ID:	Numeric
1.05	Type	Dropdown selection
1.06	Address 1	Free text entry
1.07	Address 2	Free text entry
1.08	Address 3	Free text entry
1.09	City	Free text entry
1.10	State	Dropdown selection
1.11	Zip	Free text entry
1.12	Project Director	Free text entry
1.13	Email	Free text entry
1.14	Phone	Free text entry
1.15	Fax	Free text entry
1.16	URL	Free text entry

Appendix 3: State Program Report Data Elements

No.	Data Element Name	Data Element Type	Data Element Definition	Data Element Notes	Requirement Notes	Data Element Location
1.01	Grantee Name	Free text entry	This is the legal name of the non-Federal entity. Do not use acronyms. Do not abbreviate the name. Avoid abbreviations at the beginning of the name and do not punctuate abbreviations. For public libraries, use the same name as the one listed in the Public Library Survey.			Account Management -> Manage Grantees
1.02	PLS ID:	Numeric	This will be prepopulated by IMLS			Account Management -> Manage Grantees
1.03	IPEDS ID:	Numeric	This will be prepopulated by IMLS			Account Management -> Manage Grantees
1.04	CommonCore ID:	Numeric	This will be prepopulated by IMLS			Account Management -> Manage Grantees
1.05	Type	Dropdown selection				Account Management -> Manage Grantees
1.06	Address 1	Free text entry	This is the street address of the non-Federal entity.			Account Management -> Manage Grantees
1.07	Address 2	Free text entry	Additional line if needed			Account Management -> Manage Grantees

Appendix 3: State Program Report Data Elements

1.08	Address 3	Free text entry	Additional line if needed			Account Management -> Manage Grantees
1.09	City	Free text entry	This is the city or town where the non-Federal entity is located.			Account Management -> Manage Grantees
1.10	State	Dropdown selection	Select the State where the non-Federal entity is located			Account Management -> Manage Grantees
1.11	Zip	Free text entry	This is the standard five-digit postal zip code for the street address of the non-Federal entity.			Account Management -> Manage Grantees
1.12	Project Director	Free text entry	This is the name of the project director			Account Management -> Manage Grantees
1.13	Email	Free text entry	This is the email address of the non-Federal entity / library.	Note: if library does not have email address, provide email address for contact person.		
1.14	Phone	Free text entry	This is the telephone number of the non-Federal entity, including area code. Report telephone number without spacing or punctuation.			Account Management -> Manage Grantees
1.15	Fax	Free text entry	This is the fax number of the non-Federal entity, including area code. Report telephone number without spacing, punctuation, or extensions.	For example, 2026534656		Account Management -> Manage Grantees

Appendix 3: State Program Report Data Elements

1.16	URL	Free text entry	This is the Uniform Resource Locator (URL) of the World Wide Web home page of the non-Federal entity.			Account Management -> Manage Grantees
------	-----	-----------------	---	--	--	---------------------------------------

VI. State Goals Data Element Section

1. General Information

1.0 General Information

1.01	Goal	Free text entry
	Description	Free text entry

No.	Data Element Name	Data Element Type	Data Element Definition	Data Element Notes	Requirement Notes	Data Element Location
	Goal	Free text entry	Identified goal from the State's LSTA Five-Year Plan	Indicate five year cycle.		Account Management -> State Goals
	Description	Free text entry	A short statement of the goal. The wording should be consistent every time this goal is listed.			Account Management -> State Goals

Appendix 3: State Program Report Data Elements

VII. State Information Data Element Sections

1. Agency Information
2. Chief Officer Information
3. Authorized State Official Information
4. Coordinator Information
5. Library Development Information
6. Fiscal Officer Information

1.0 Agency Information

1.01	Name of SLAA	Free text entry
1.02	Address	Free text entry
1.03	City	Free text entry
1.04	State	Dropdown selection
1.05	Zip	Free text entry
1.06	DUNS	Free text entry
1.07	EIN	Free text entry
1.08	Parent Organization	Free text entry

No.	Data Element Name	Data Element Type	Data Element Definition	Data Element Notes	Requirement Notes	Data Element Location
1.01	Name of SLAA	Free text entry	This is the legal name of the State Library Administrative Agency.			Account Management -> State Info
1.02	Address	Free text entry	This is the mailing address of the State Library Administrative Agency.			Account Management -> State Info

Appendix 3: State Program Report Data Elements

1.03	City	Free text entry	This is the city or identified postal town of the State Library Administrative Agency.			Account Management -> State Info
1.04	State	Dropdown selection	This is the State of the State Library Administrative Agency.			Account Management -> State Info
1.05	Zip	Free text entry	This is the standard five-digit postal zip code for the street address of the State Library Administrative Agency.			Account Management -> State Info
1.06	DUNS	Free text entry	This is the Data Universal Numbering System or D-U-N-S® Number This number is D&B's copyrighted, proprietary means of identifying business entities on a location-specific basis. Assigned and maintained solely by D&B, this unique nine-digit identification was adopted as the standard business identifier for Federal electronic commerce.	For example, 616672101		Account Management -> State Info
1.07	EIN	Free text entry	This is the Employer Identification Number (EIN), also known as a Federal Tax Identification Number, and is used to identify a business entity. It is issued by the IRS.	For example, 50-3466865.		Account Management -> State Info

Appendix 3: State Program Report Data Elements

1.08	Parent Organization	Free text entry	This is the State government agency or department to which the SLAA belongs.			Account Management -> State Info
------	---------------------	-----------------	--	--	--	----------------------------------

2.0 Chief Officer Information

2.01	Name	Free text entry				
2.02	Title	Free text entry				
2.03	Phone	Free text entry				
2.04	Fax	Free text entry				
2.05	Email	Free text entry				

No.	Data Element Name	Data Element Type	Data Element Definition	Data Element Notes	Requirement Notes	Data Element Location
2.01	Name	Free text entry	This is the first and last name of the person most directly associated with managing the State Library Administrative Agency (often called the chief officer).			Account Management -> State Info
2.02	Title	Free text entry	This is the position title.			Account Management -> State Info
2.03	Phone	Free text entry	This is the telephone number of the administrative entity or chief officer, including area code. Note: Report telephone number without spacing or			Account Management -> State Info

Appendix 3: State Program Report Data Elements

			punctuation.			
2.04	Fax	Free text entry	This is the fax number with area code and phone number. Note: report number without spacing or punctuation			Account Management -> State Info
2.05	Email	Free text entry	This is the work email address for the chief officer.			Account Management -> State Info

3.0 Authorized State Official Information

3.01	Is the Chief Officer also the Authorized Certifying Official?	Yes/No
3.02	Name	Free text entry
3.03	Title	Free text entry
3.04	Address	Free text entry
3.05	City	Free text entry
3.06	State	Dropdown selection
3.07	Zip	Free text entry
3.08	Phone	Free text entry
3.09	Email	Free text entry

No.	Data Element Name	Data Element Type	Data Element Definition	Data Element Notes	Requirement Notes	Data Element Location
3.01	Is the Chief Officer also the Authorized Certifying Official?	Yes/No	This indicates if the chief officer serves as the Authorized Certifying Official.	If "No" contact information for the Authorized Certifying Official must be completed for VII. 3.02-3.09.		Account Management -> State Info

Appendix 3: State Program Report Data Elements

3.02	Name	Free text entry	This is the first and last name of the person with the authority to accept grant funds.		Account Management -> State Info
3.03	Title	Free text entry	This is the position title of the Authorized Certifying Official.	For example, Director of the Department of Education.	Account Management -> State Info
3.04	Address	Free text entry	This is the mailing address of the Authorized Certifying Official.		Account Management -> State Info
3.05	City	Free text entry	This is the city or town of the Authorized Certifying Official.		Account Management -> State Info
3.06	State	Dropdown selection	This is the State of the Authorized Certifying Official.		Account Management -> State Info
3.07	Zip	Free text entry	This is the standard five-digit postal zip code for the street address of the Authorized Certifying Official.		Account Management -> State Info
3.08	Phone	Free text entry	This is the telephone number of Authorized Certifying Official including area code.	Report telephone number without spacing or punctuation. Example: 2022220000	Account Management -> State Info
3.09	Email	Free text entry	This is the work email address of the Authorized Certifying Official.		Account Management -> State Info

4.0 Coordinator Information

4.01	Name	Free text entry
4.02	Title	Free text entry

Appendix 3: State Program Report Data Elements

4.03	Phone	Free text entry
4.04	Email	Free text entry

No.	Data Element Name	Data Element Type	Data Element Definition	Data Element Notes	Requirement Notes	Data Element Location
4.01	Name	Free text entry	This is the person responsible for directly administering the LSTA program (often called the LSTA coordinator).			Account Management -> State Info
4.02	Title	Free text entry	This is the position title.			Account Management -> State Info
4.03	Phone	Free text entry	This is the telephone number of the LSTA coordinator, including area code.	Report telephone number without spacing or punctuation. Example: 2022220000		Account Management -> State Info
4.04	Email	Free text entry	This is the work email address of the LSTA coordinator.			Account Management -> State Info

5.0 Library Development Information

5.01	Name	Free text entry
5.02	Title	Free text entry
5.03	Phone	Free text entry
5.04	Email	Free text entry

No.	Data Element Name	Data Element Type	Data Element Definition	Data Element Notes	Requirement Notes	Data Element Location
-----	-------------------	-------------------	-------------------------	--------------------	-------------------	-----------------------

Appendix 3: State Program Report Data Elements

5.01	Name	Free text entry	This is the person responsible for all library development activities at the SLAA.			Account Management -> State Info
5.02	Title	Free text entry	This is the position title .			Account Management -> State Info
5.03	Phone	Free text entry	This is the telephone number of the library development officer including area code.	Report telephone number without spacing or punctuation. Example: 2022220000		Account Management -> State Info
5.04	Email	Free text entry	This is the work email address of the library development officer.			Account Management -> State Info

6.0 Fiscal Officer Information

6.01	Name	Free text entry
6.02	Title	Free text entry
6.03	Phone	Free text entry
6.04	Email	Free text entry

No.	Data Element Name	Data Element Type	Data Element Definition	Data Element Notes	Requirement Notes	Data Element Location
6.01	Name	Free text entry	This is the person responsible for the SLAA's financial reporting.			Account Management -> State Info
6.02	Title	Free text entry	This is the position title of the fiscal officer.			Account Management -> State Info

Appendix 3: State Program Report Data Elements

6.03	Phone	Free text entry	This is the telephone number of the fiscal officer including area code.	Report telephone number without spacing or punctuation. Example: 2022220000		Account Management -> State Info
6.04	Email	Free text entry	This is the fiscal officer's email address.			Account Management -> State Info

VIII. User Information Data Element Section

1. General Information

This is the User-specific information (“user account information”) in the State Program Report system.

1.0 General Information

1.01	First Name	Free text entry
1.02	Last Name	Free text entry
1.03	Title	Free text entry
1.04	Email	Free text entry
1.05	Phone	Free text entry
1.06	Fax	Free text entry
1.07	Address 1	Free text entry
1.08	Address 2	Free text entry
1.09	Address 3	Free text entry
1.10	City	Free text entry
1.11	State	Dropdown selection
1.12	Zip	Free text entry
1.13	Current Password	Free text entry

Appendix 3: State Program Report Data Elements

1.14	New Password	Free text entry
1.15	Repeat New Password	Free text entry

No.	Data Element Name	Data Element Type	Data Element Definition	Data Element Notes	Requirement Notes	Data Element Location
1.01	First Name	Free text entry	This is the user's given name.			Account Management -> User Info
1.02	Last Name	Free text entry	This is the user's surname.			Account Management -> User Info
1.03	Title	Free text entry	This is the user's position title.			Account Management -> User Info
1.04	Email	Free text entry	This is the user's work email address.			Account Management -> User Info
1.05	Phone	Free text entry	This is the user's telephone number including area code.	Report telephone number without spacing or punctuation. Example: 2022220000		Account Management -> User Info
1.06	Fax	Free text entry	This is the user's fax number with area code and phone number.	Report telephone number without spacing or punctuation. Example: 2022220000		Account Management -> User Info
1.07	Address 1	Free text entry	This is the SLAA's or the user's mailing address.			Account Management -> User Info
1.08	Address 2	Free text entry	This is an additional line for the SLAA's or user's mailing			Account Management ->

Appendix 3: State Program Report Data Elements

			address.			User Info
1.09	Address 3	Free text entry	This is an additional line for the SLAA's or user's mailing address.			Account Management -> User Info
1.10	City	Free text entry	This is the city or town of the SLAA or the user's office (if other than the SLAA).			Account Management -> User Info
1.11	State	Dropdown selection	This is the State of the SLAA or the user's office (if other than the SLAA).			Account Management -> User Info
1.12	Zip	Free text entry	This is the standard five-digit postal zip code for the street address of the SLAA or the user's office (if other than the SLAA).			Account Management -> User Info
1.13	Current Password	Free text entry	If this is a new account, this is the default password. When resetting a password, this is the former user defined password.	A default password will be assigned by IMLS. Users should change their password once they receive confirmation that an account has been created. Passwords should be at least eight characters long and include one capital letter.		Account Management -> User Info
1.14	New Password	Free text entry	This is the user defined password.	Passwords can be changed.		Account Management -> User Info
1.15	Repeat New Password	Free text entry	This is the user defined password.			Account Management -> User Info

Appendix 4: Project Examples

Appendix 5: Focal Areas and Intents

Appendix 6: IMLS Training and Documentation - Draft