

Sample SPR Screenshots

Hypothetical Project Involving a Planning/Evaluation Activity for Library Workforce

SPR screenshot for user to initially enter survey results into the system. (Note: For each survey question, the tally for non respondents, NR, will stay in red font and user will not be able to save the data if the row total of survey responses does not equal the total number of survey respondents that appears at the top of screen)

Activity Outcomes

Activity: *hh*

SD = Number of respondents that reported 'Strongly Disagree'

D = Number of respondents that reported 'Disagree'

NA/ND = Number of respondents that reported 'Neither Agree nor Disagree'

A = Number of respondents that reported 'Agree'

SA = Number of respondents that reported 'Strongly Agree'

NR = Number of respondents that did not answer the question

Total number of survey responses:

I believe the planning and evaluation addresses library needs.

SD	D	NA/ND	A	SA	NR
<input type="text" value="0"/>	<input type="text" value="1"/>	<input type="text" value="1"/>	<input type="text" value="8"/>	<input type="text" value="10"/>	<input type="text" value="0"/>

I am satisfied with the extent to which the plan or evaluation addresses library needs.

SD	D	NA/ND	A	SA	NR
<input type="text" value="0"/>	<input type="text" value="1"/>	<input type="text" value="3"/>	<input type="text" value="8"/>	<input type="text" value="8"/>	<input type="text" value="0"/>

The information from the plan or evaluation will be applied to address library needs.

SD	D	NA/ND	A	SA	NR
<input type="text" value="0"/>	<input type="text" value="1"/>	<input type="text" value="3"/>	<input type="text" value="7"/>	<input type="text" value="7"/>	<input type="text" value="2"/>

Cancel

Save

Sample SPR Screenshots

Hypothetical Project Involving a Planning/Evaluation Activity for Library Workforce

Initial screen shot to generate a new user report to analyze the survey results.

Home

Projects

User Reports

Account Management

Help

Activity Outcomes

Select a fiscal year: 2017

Dummy Project Do Not Save - For OMB Review Only

hh

View Report

Sample SPR Screenshots

Hypothetical Project Involving a Planning/Evaluation Activity for Library Workforce

Subsequent screenshots of generated user report output for analyzing survey results

Activity Outcomes

Activity: *hh*

SD = Number of respondents that reported 'Strongly Disagree'

D = Number of respondents that reported 'Disagree'

NA/ND = Number of respondents that reported 'Neither Agree nor Disagree'

A = Number of respondents that reported 'Agree'

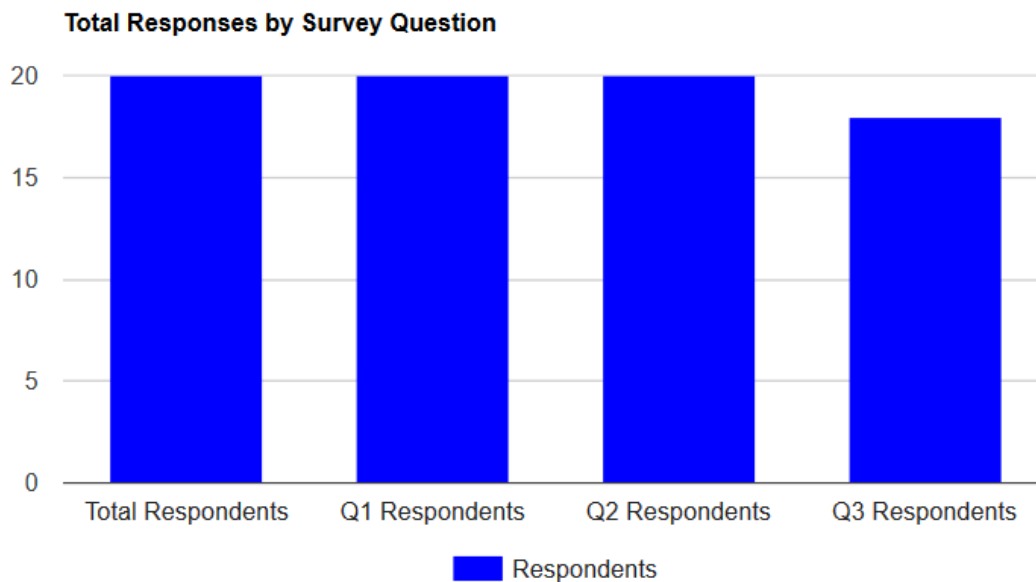
SA = Number of respondents that reported 'Strongly Agree'

NR = Number of respondents that did not answer the question

Percent: Ratio of question item responses to total number of survey respondents (i.e., includes non-responses)

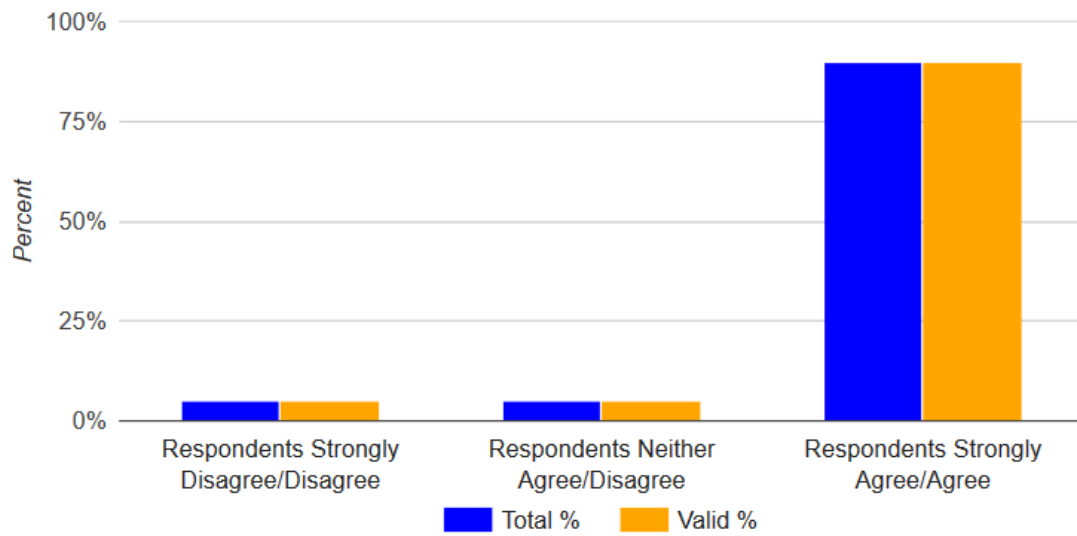
Valid Percent: Ratio of question item responses to total number of responses to that specific question (i.e., excludes non-responses)

Total number of survey responses:



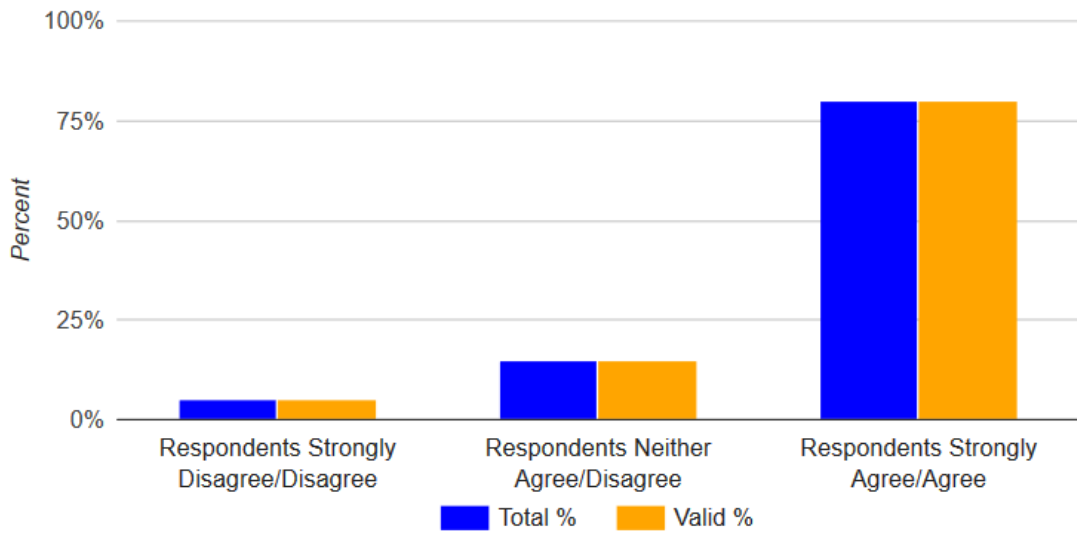
I believe the planning and evaluation addresses library needs.

	SD	D	NA/ND	A	SA	NR
Number of responses to question	0	1	1	8	10	0
Percent	0%	5%	5%	40%	50%	0%
Valid Percent	0%	5%	5%	40%	50%	-



I am satisfied with the extent to which the plan or evaluation addresses library needs.

	SD	D	NA/ND	A	SA	NR
Number of responses to question	0	1	3	8	8	0
Percent	0%	5%	15%	40%	40%	0%
Valid Percent	0%	5%	15%	40%	40%	-



The information from the plan or evaluation will be applied to address library needs.

	SD	D	NA/ND	A	SA	NR
Number of responses to question	0	1	3	7	7	2
Percent	0%	5%	15%	35%	35%	10%
Valid Percent	0%	6%	17%	39%	39%	-

