

- Organizations
- Supporting Organizations
- NSF Support
- Institutions
- Personnel
- Research
- Money
- Outputs and Impact

Legend

- Not Started
- In Progress
- Complete
- Warning
- Error

Preview tables created with these data: [Table 1](#) | [Table 1a](#) | [Table 4](#) | [Table 4a](#) | [Table 5](#) | [Table 5a](#) | [Table 9](#) | [Table 11](#)

Preview figures created with these data: [Figure 5b](#) | [Figure 5c](#) | [Figure 5d](#)

## Organizations

### Supporting Organizations

Enter data about organizations that work with or support the work of the ERC.

#### Organization Types:

**Industrial/Practitioner Members (0 active)**

**Funders of Associated Projects (0 active)**

**Innovation Partners (0 active)**

**Contributing Organizations (0 active)**

**Funders of Sponsored Projects (0 active)**

[See definitions of organization types](#)

0 active organization(s) entered

[Add New Organization](#)

★ = new in this award year (08/15/2011-08/14/2012)

>> [Import Organization](#)

Show  Active Organizations  Inactive Organizations

Data Entry Status	Name	Support Relationship	Sector	★	Org. Status
No organization records found.					

Pursuant to 5 CFR 1320.5(b), an agency may not conduct or sponsor, and a person is not required to respond to an information collection unless it displays a valid OMB control number. The OMB control number for this collection is 3145-XXXX. Public reporting burden for this collection of information is estimated to average 120 hours per response, including the time for reviewing instructions. Send comments regarding this burden estimate and any other aspect of this collection of information, including suggestions for reducing this burden, to: Suzanne Plimpton, Reports Clearance Officer, Facilities and Operations Branch, Division of Administrative Services, National Science Foundation, Arlington, VA 22230.

Home

Data Entry

Report Tables

Your Account Information

Preview tables created with these data: [Table 1a](#) | [Table 9](#)

Organizations

Supporting Organizations

NSF Support

Institutions

Personnel

Research

Money

Outputs and Impact

Legend

Not Started

In Progress

Complete


Warning

Error

## Organizations

### National Science Foundation Support

[+ Show Directions](#)

 Indicates where actual differs from prior award year estimate

#### CASH SUPPORT

CASH SUPPORT	Received by End of Reporting Year Enter data for 08/15/2011-03/15/2012	Promised by End of Award Year Enter data for 03/15/2012-08/14/2012	Total
<b>Unrestricted Cash Donations:</b>			
NSF ERC Base Award	<input type="text" value="0"/>	<input type="text" value="0"/>	
Other NSF (Not ERC Program)	<input type="text" value="0"/>	<input type="text" value="0"/>	
<b>a. Unrestricted Cash Donations Total:</b>	<b>\$0</b>	<b>\$0</b>	
<b>Restricted Cash Donations:</b>			
NSF ERC Special Awards and Supplements	<input type="text" value="0"/>	<input type="text" value="0"/>	
Other NSF (Not ERC Program)	<input type="text" value="0"/>	<input type="text" value="0"/>	
<b>b. Restricted Cash Donations Total:</b>	<b>\$0</b>	<b>\$0</b>	<b>\$0</b>
<b>Residual Carried Over From Previous Year:</b>			
NSF ERC Program	<input type="text" value="0"/>	N/A	0
Other NSF (Not ERC Program)	<input type="text" value="0"/>	N/A	0
<b>c. Residual Funds Total:</b>	<b>\$0</b>	<b>N/A</b>	<b>\$0</b>
<b>Total Cash Support for the Center (a+b+c):</b>	<b>\$0</b>	<b>\$0</b>	<b>\$0</b>

#### ASSOCIATED PROJECT SUPPORT

ASSOCIATED PROJECT SUPPORT	Received by End of Reporting Year Enter data for 08/15/2011-03/15/2012	Promised by End of Award Year Enter data for 03/15/2012-08/14/2012	Total
NSF ERC Program	<input type="text" value="0"/>	<input type="text" value="0"/>	0
Other NSF (Not ERC Program)	<input type="text" value="0"/>	<input type="text" value="0"/>	0
<b>Associated Project Support Total:</b>	<b>\$0</b>	<b>\$0</b>	<b>\$0</b>

Home	Data Entry	Report Tables	Your Account Information
------	------------	---------------	--------------------------

<input type="checkbox"/> Organizations
<input checked="" type="checkbox"/> <b>Institutions</b>
<input checked="" type="checkbox"/> <b>Academic Institutions</b>
<input checked="" type="checkbox"/> Diversity Alliances
<input type="checkbox"/> Personnel
<input type="checkbox"/> Research
<input type="checkbox"/> Money
<input type="checkbox"/> Outputs and Impact

Preview tables created with these data: [Table 6](#) | [Table 7](#) | [Table 8](#)

## Institutions

### Academic Institutions

Enter data about all academic institutions executing the ERC's Research, Technology Transfer, and Education Programs, including:

- The Lead Institution
- Core Partners
- Collaborating (Outreach) Institutions
- Foreign Partners
- Non-ERC Institutions Providing REU Students
- Community Colleges
- Pre-college Partners

Legend

- Not Started
- In Progress
- Complete
- Warning

9 institutions entered

[Add a new academic institution for this award year](#)

[>> Import Academic Institutions](#)

Data Entry Status	Name	Institution Type	Location	Number of Personnel	Delete
-------------------	------	------------------	----------	---------------------	--------

Home	Data Entry	Report Tables	Your Account Information	
------	------------	---------------	--------------------------	--

Organizations

Institutions

Academic Institutions

Diversity Alliances

◦  AGEP

◦  CREST

◦  LSAMP

◦  TCUP

◦  Other Alliances

Preview tables created with these data: [Table 6](#) | [Table 7](#) | [Table 7f](#)

## Alliances with NSF Diversity Awardees

### AGEP - Alliances for Graduate Education and the Professoriate

[Add a new AGEP diversity alliance for this award year](#)

Data Entry Status	Alliance Name	Lead Partner	Number of Personnel	Delete?
No current alliances for this award year.				

Home	Data Entry	Report Tables	Your Account Information
------	------------	---------------	--------------------------

- Organizations
- Institutions
- Personnel
  - By Institution
  - By Person
- Research
- Money
- Outputs and Impact

Legend

- Not Started
- In Progress
- Complete

Preview tables created with these data: [Table 1a](#) | [Table 3b](#) | [Table 6](#) | [Table 7](#) | [Table 7a](#) | [Table 7b](#)

Preview figures created with these data: [Figure 7b](#) | [Figure 7c](#) | [Figure 7d](#) | [Figure 7e](#)

## Personnel by Institution

### Demographic and Occupational Data for ERC Personnel

Report on individuals who are directly involved in executing activities funded by the Center. They may be paid or unpaid. They may be engaged in leadership/administration, research, or curriculum development and outreach, or they may be REU students or industry researchers.

0 unique personnel entered for all institutions

[>> Import Personnel](#)

Click an institution name to view a list of personnel for that institution.

Data Entry Status	Institution Name	Institution Type	Number of Personnel	Add Personnel

Home	Data Entry	Report Tables	Your Account Information	
<input type="checkbox"/> Organizations				Preview tables created with these data: <a href="#">Table 1a</a>   <a href="#">Table 3b</a>   <a href="#">Table 6</a>   <a href="#">Table 7</a>   <a href="#">Table 7a</a>
<input checked="" type="checkbox"/> Institutions				Preview figures created with these data: <a href="#">Figure 7b</a>   <a href="#">Figure 7c</a>   <a href="#">Figure 7d</a>
<input type="checkbox"/> <b>Personnel</b>				
<input type="checkbox"/> By Institution				
<input type="checkbox"/> <b>By Person</b>				
<input type="checkbox"/> Research				
<input type="checkbox"/> Money				
<input type="checkbox"/> Outputs and Impact				

## Personnel

### Personnel by Person

#### Demographic and Occupational Data for ERC Personnel

Report on individuals who are directly involved in executing activities funded by the Center. They may be paid or unpaid. They may be engaged leadership/administration, research, or curriculum development and outreach, or they may be REU students or industry researchers.

- Organizations
- Institutions
- Personnel
- Research
- Thrusts and Clusters
- Projects
- Money
- Outputs and Impact

Legend

- Not Started
- In Progress
- Complete
- Warning

Preview tables created with these data: [Table 2](#) | [Table 8](#)

Preview figures created with these data: [Figure 2a](#) | [Figure 8a](#) | [Figure 8b](#)

## Thrusts and Clusters

<p><b>Thrusts (0)</b></p> <p><b>Clusters (0)</b></p>	<p><b>Projects (0)</b></p> <p><a href="#">See definitions of thrusts, clusters, and projects</a></p>
--	--

0 thrust(s) entered

[Add a new thrust for this award year](#)

[>> Import Thrusts and Clusters](#)

Data Entry Status	Thrust Name	Clusters	Total Current Year Budget	Total Estimated Next Year Budget
No thrust records found.				

Home	Data Entry	Report Tables	Your Account Information
------	------------	---------------	--------------------------

Organizations

Institutions

Personnel

**Research**

Thrusts and Clusters

**Projects**

Money

Outputs and Impact

Legend

Not Started

In Progress

Complete

Warning

Error

Preview tables created with these data: [Table 2](#) | [Table 8](#) | [Table 9](#)

Preview figures created with these data: [Figure 2a](#) | [Figure 8a](#) | [Figure 8b](#)

## Projects

### Core Projects or Center-Controlled Projects (0)

Core projects involving translational research (0)

### Sponsored Projects (0)

Sponsored projects involving translational research (0)

### Associated Projects (0)

Associated projects involving translational research (0)

[See definitions of project types](#)

0 project(s) entered

[Add a new project for this award year](#)

[>> Import Projects](#)

Project Status	Project Name	Project Type	Current Year Budget	Number of Thrust/Clusters	Number of Personnel	Delete
No project records found.						



Preview table created with these data

- Organizations
- Institutions
- Personnel
- Research
- Money
  - Sources of Support
  - Functional and Educational Budget
  - Annual Expenditures and Budgets
  - Outputs and Impact

Legend

- Not Started
- In Progress
- Complete
- Warning
- Error

### Money

- Academic Institutions Providing Support
- Others Sources of Support
- Residual Funds Brought Forward

### Sources of Support: Academic Institutions Providing Support

[+ Show Directions](#)

Indicates where actual differs from prior award year estimate

#### U.S. Universities

	Received by End of Reporting Year Enter data for 08/15/2011-03/15/2012	Promised by End of Award Year Enter data for 03/15/2012-08/14/2012	Total
<b>CASH - U.S. Universities</b>			
Unrestricted Cash Donations	0	0	
Restricted Cash Donations	0	0	
Residual Funds Carried Over From the Previous Year	0	N/A	
<b>TOTAL Cash Support - U.S. Universities</b>	<b>\$0</b>	<b>\$0</b>	
<b>ASSOCIATED PROJECT SUPPORT - U.S. Universities</b>			
Associated Project Support	0	0	
<b>TOTAL Associated Project Support - U.S. Universities</b>	<b>\$0</b>	<b>\$0</b>	
<b>IN-KIND DONATIONS - U.S. Universities</b>			
New Construction	0	0	
Equipment	0	0	
New Facilities in Existing Buildings	0	0	
Visiting Personnel	0	0	
Other Assets	0	0	

#### Foreign Universities

	Received by End of Reporting Year Enter data for 08/15/2011-03/15/2012	Promised by End of Award Year Enter data for 03/15/2012-08/14/2012	Total
<b>CASH - Foreign Universities</b>			
Unrestricted Cash Donations	0	0	
Restricted Cash Donations	0	0	
Residual Funds Carried Over From the Previous Year	0	N/A	
<b>TOTAL Cash Support - Foreign Universities</b>	<b>\$0</b>	<b>\$0</b>	
<b>ASSOCIATED PROJECT SUPPORT - Foreign Universities</b>			
Associated Project Support	0	0	
<b>TOTAL Associated Project Support - Foreign Universities</b>	<b>\$0</b>	<b>\$0</b>	
<b>IN-KIND DONATIONS - Foreign Universities</b>			
New Construction	0	0	
Equipment	0	0	
New Facilities in Existing Buildings	0	0	
Visiting Personnel	0	0	
Other Assets	0	0	
<b>TOTAL In-Kind Support - Foreign Universities</b>	<b>\$0</b>	<b>\$0</b>	

Home	Data Entry	Report Tables	Your Account Information
<input type="checkbox"/> Organizations			
<input checked="" type="checkbox"/> Institutions			
<input type="checkbox"/> Personnel			
<input type="checkbox"/> Research			
<input checked="" type="checkbox"/> Money			
<input type="checkbox"/> Sources of Support			
<input checked="" type="checkbox"/> Functional and Educational Budget			
<input type="checkbox"/> Annual Expenditures and Budgets			
<input type="checkbox"/> Outputs and Impact			

Legend

- Not Started
- In Progress
- Complete
- Warning

Preview tables created with these data: [Table 8](#)  
Preview figures created with these data: [Figure 9a](#)

## Money

### Functional and Educational Budget

Enter the budget amounts for the current award year in the table below. Enter cash amounts only (not in-kind support) as a total of received and promised cash.

The Functional and Educational Budget totals must match the total reported sources of support. **You will not be able to mark this section as complete until the the Functional and Educational Budget totals match the total reported sources of support.** Total reported sources of support are equal to total cash entered for all organizations, NSF, academic institutions, and other sources. Total reported sources of support include residual funds, but do not include in-kind contributions.

Totals for Thrusts are displayed for you. A grand total of Thrusts and Budget Functions is shown at the bottom of the table.

#### Read-only Summary of Thrust/Testbed Budgets

Research Thrusts/Testbeds	Direct Support		Direct Support Total	Associated Projects	Total Budget
	Unrestricted Cash OR Core Projects	Restricted Cash OR Sponsored Projects			
No thrusts found.					
<b>a. Research Thrusts/Testbeds Total</b>	<b>\$0</b>	<b>\$0</b>	<b>\$0</b>	<b>\$0</b>	

#### Budget Functions

Education Programs	Direct Support		Direct Support Total	Associated Projects	Total Budget
	Unrestricted Cash OR Core Projects	Restricted Cash OR Sponsored Projects			
Pre-college Education Activities	0	0	0	0	
University Education	0	0	0	0	
Student Leadership Council	0	0	0	0	
Young Scholars	0	0	0	0	
REU	0	0	0	0	
RET	0	0	0	0	
Assessment	0	0	0	0	
Community College Activities	0	0	0	0	
Other (explain in narrative)	0	0	0	0	
<b>b. Education Program Subtotal</b>	<b>\$0</b>	<b>\$0</b>	<b>\$0</b>	<b>\$0</b>	


Other Budget Functions	Direct Support		Direct Support Total	Associated Projects	Total Budget
	Unrestricted Cash OR Core Projects	Restricted Cash OR Sponsored Projects			
General and Shared Equipment	0	0	0	0	
New Facilities / New Construction	0	0	0	0	
Leadership / Administration / Management	0	0	0	0	
Industrial Collaboration / Innovation Program	0	0	0	0	
Center-Related Travel	0	0	0	0	
Residual Funds Remaining	0	0	0	N/A	
Indirect Cost	0	0	0	N/A	
<b>c. Other Budget Functions Subtotal</b>	<b>\$0</b>	<b>\$0</b>	<b>\$0</b>	<b>\$0</b>	

Preview table created with these data:



Annual Expenditures and Budgets

Enter the budget amounts for the prior, current and next award year in the table below. Do not include associated project expenditures. The total of sources of support reported for the current award year budget is displayed below the current total. **You will not be able to complete this section until the current award year budget total matches the reported amount.** The reported amount is equal to the total cash entered for all organizations, academic institutions and other sources.

 Indicates where actual differs from estimate

EXPENDITURES Salaries & Benefits	Current Award Year Budget 08/15/2011 - 08/14/2012	Proposed Budget - Next Award Year 08/15/2012 - 08/14/2013
<b>A. Senior Personnel: PI/PD, Co-PIs, Faculty, and Other Senior Associates</b>	<input type="text" value="0"/>	<input type="text"/>
<b>B. Other Personnel:</b>		
B1. Postdoctoral Associates	<input type="text" value="0"/>	<input type="text"/>
B2. Other Professionals (technician, programmer, etc.)	<input type="text" value="0"/>	<input type="text"/>
B3. Graduate Students	<input type="text" value="0"/>	<input type="text"/>
B4. Undergraduate Students	<input type="text" value="0"/>	<input type="text"/>
B5. Secretarial - Clerical	<input type="text" value="0"/>	<input type="text"/>
B6. Other	<input type="text" value="0"/>	<input type="text"/>
<b>C. Fringe Benefits</b>	<input type="text" value="0"/>	<input type="text"/>
<b>Salaries &amp; Benefits Total (A+B+C):</b>	<b>\$0</b>	
<b>D. Equipment (for items exceeding \$5,000)</b>	<input type="text" value="0"/>	<input type="text"/>
<b>E. Travel</b>	<input type="text" value="0"/>	<input type="text"/>
<b>F. Participant Support</b>	<input type="text" value="0"/>	<input type="text"/>
<b>G. Other</b>	<input type="text" value="0"/>	<input type="text"/>
<b>H. Direct Costs Total (A through G):</b>	<b>\$0</b>	
<b>I. Indirect Costs</b>	<input type="text" value="0"/>	<input type="text"/>
<b>J. Direct and Indirect Costs (H+I):</b>	<input type="text" value="0"/>	<input type="text"/>
<b>K. Residual Funds</b>	<input type="text" value="0"/>	<input type="text"/>
<b>Total Expenditures &amp; Budgets (J+K):</b> 	<b>\$0</b>	
Current Year Support	\$0	

Legend

- Not Started
- In Progress
- Complete
-  Warning
-  Error

Home

Data Entry

Report Tables

Your Account Information

Organizations

Institutions

Personnel

Research

Money

**Outputs and Impact**

Quantifiable Outputs

Educational Impact

Legend

- Not Started
- In Progress
- Complete
- Warning
- Error

Preview tables created with these data: [Table 1](#) | [Table 1a](#) | [Table 3a](#)

## Outputs and Impact

### Quantifiable Outputs

- Provide information about the quantifiable outputs at the ERC for this reporting year.
- Complete Quantifiable Outputs before entering information for Educational Impact.
- The total quantifiable outputs reported must be greater than zero.
- Click on a section heading to expand or collapse that data entry section. [Expand/Collapse all](#).

= none reported     = outputs reported

**Publications resulting from center support**

**Publications resulting from associated projects**

**Publications resulting from sponsored projects**

**Inventions, patents, and spin-off companies**

**Degrees and jobs**

**ERC's influence on Curriculum**

**Information Dissemination/Educational Outreach**

**Personnel exchanges**

## Outputs and Impact

Quantifiable Outputs

Educational Impact

### Legend

- Not Started
- In Progress
- Complete
- Warning
- Error

https://idm.east.cox.net/coxlogin/ui/we...=-5M-https%3A%2F%2Fwebmail.east.cox.net/enter.html?zeru.  
at data entry section. [Expand/Collapse all.](#)

= none reported     = outputs reported

### Publications resulting from center support

**Indicate the number of full-length papers that were published as a result of center support:**

*(note: papers must already have appeared in print)*

- In peer reviewed technical journals
- In peer reviewed conference proceedings
- In trade journals

**Indicate the number of multiple-author papers for each category below. If more than one category applies to a paper, count the paper in each of the categories.**

- Multiple authors
- Multiple authors: co-authored with ERC students
- Multiple authors: co-authored with industry
- Multiple authors: with authors from multiple engineering disciplines
- Multiple authors: with authors from both engineering and non-engineering fields
- Multiple authors: with authors from multiple institutions

**Outputs and Impact**

Quantifiable Outputs

Educational Impact

Legend

- Not Started
- In Progress
- Complete
- Warning
- Error

- The total quantifiable outputs reported must be greater than zero.
- Click on a section heading to expand or collapse that data entry section. [Expand/Collapse all.](#)

= none reported     = outputs reported

**Publications resulting from center support** ▾

**Publications resulting from associated projects** ▾

**Indicate the number of publications that resulted from associated projects mentioned in the strategic plan:**

In peer reviewed technical journals

In peer reviewed conference proceedings

**Publications resulting from sponsored projects** ▾

**Indicate number of publications resulting from sponsored projects:**

In peer reviewed technical journals

In peer reviewed conference proceedings

**Outputs and Impact**

Quantifiable Outputs

Educational Impact

Legend

Not Started

In Progress

Complete

Warning

Error

- The total quantifiable outputs reported must be greater than zero.
- Click on a section heading to expand or collapse that data entry section. [Expand/Collapse all.](#)

= none reported     = outputs reported

**Publications resulting from center support** ▼

**Publications resulting from associated projects** ▼

**Publications resulting from sponsored projects** ▼

**Inventions, patents, and spin-off companies** ▼

**Indicate numbers of inventions, patents, and spin-off companies:**

0	Inventions disclosed (submitted to agencies by researchers or technology transfer office)
0	Patent applications filed
0	Patents awarded
0	Licenses issued
0	Spin-off companies started
0	Estimated spin-off company employees
0	Building codes impacts
0	Technology standards impacts
0	New surgical and other medical procedures adopted

Warning

Error

## Degrees and jobs

### Indicate number of degrees granted to ERC students:

(note: Count degrees, not number of students)

0 Bachelor's degrees

0 Master's degrees

0 Doctoral degrees

### Indicate the job sector of ERC graduates for the following categories and degrees:

Hired by	Type of Degree			
	Bachelor's	Master's	Doctoral	TOTAL
<b>Industry</b>				
ERC member firms	0	0	0	0
Other U.S. industry	0	0	0	0
Other foreign industry	0	0	0	0
<b>Industry Subtotal:</b>	<b>0</b>	<b>0</b>	<b>0</b>	<b>0</b>
<b>Government</b>	0	0	0	0
<b>Academic institutions</b>	0	0	0	0
<b>Other</b>	0	0	0	0
<b>Undecided/still looking/unknown</b>	0	0	0	0
<b>Total by degree</b>	<b>0</b>	<b>0</b>	<b>0</b>	<b>0</b>



**ERC's influence on Curriculum**



**Quantify the ERC's influence on curriculum. Provide numbers of:**

- New courses based on ERC research that have been approved by the curriculum committee and are currently offered
- Currently offered, ongoing courses with ERC content
- New textbooks based on ERC research
- New textbook chapters based on ERC research
- Free-standing course modules or instructional CDs based on ERC research
  
- New full-degree programs based on ERC research
- New degree minors or minor emphases based on ERC research
- New certificate programs based on ERC research

**Full-degree programs:**

- Number of students enrolled in any full-degree programs based on ERC research during this reporting year
- Number of students graduated from any full-degree programs based on ERC research during this reporting year

**Certificate programs:**

- Number of students enrolled in certificate programs based on ERC research during this reporting year
- Number of students graduated from certificate programs based on ERC research during this reporting year

**Information Dissemination/Educational Outreach**



**Personnel exchanges**



**Information Dissemination/Educational Outreach**



**Quantify information dissemination/educational outreach activities. Indicate numbers of:**

- Workshops, Short Courses, and Webinars  
 Number of participants that attended activity
- Innovation-focused Workshops, Short Courses, Webinars, and Seminars  
 Number of participants that attended activity
- Seminars, Colloquia, Invited Talks, etc.
- ERC Sponsored Educational Outreach Events for K-12 Students  
 Number of students that attended activity  
 Number of teachers/faculty that attended activity
- ERC Sponsored Educational Outreach Events for Community College or Undergraduate Students  
 Number of students that attended activity  
 Number of faculty that attended activity

**Personnel exchanges**



**Quantify personnel exchanges. Indicate numbers of:**

- Student internships in industry
- Faculty working at member firm
- Member-firm personnel working at ERC

- Organizations
- Institutions
- Personnel
- Research
- Money
- Outputs and Impact**
  - Quantifiable Outputs
  - Educational Impact

Preview tables created with these data: [Table 1](#) | [Table 1a](#) | [Table 1b](#)

## Outputs and Impact

### Educational Impact

	With engineered systems focus	With multidisciplinary content	Team taught by faculty from more than 1 department	Undergraduate level	Graduate level	Used at more than 1 ERC institution	Total reported Quantifiable Outputs
New courses currently offered	<input type="text" value="0"/>	<input type="text" value="0"/>	<input type="text" value="0"/>	<input type="text" value="0"/>	<input type="text" value="0"/>	<input type="text" value="0"/>	
Currently offered, ongoing courses with ERC content	<input type="text" value="0"/>	<input type="text" value="0"/>	<input type="text" value="0"/>	<input type="text" value="0"/>	<input type="text" value="0"/>	<input type="text" value="0"/>	
Workshops, Short Courses, and Webinars	<input type="text" value="0"/>	<input type="text" value="0"/>	<input type="text" value="0"/>	<input type="text" value="0"/>	<input type="text" value="0"/>	<input type="text" value="0"/>	
New textbooks based on ERC research	<input type="text" value="0"/>	<input type="text" value="0"/>	<input type="text" value="N/A"/>	<input type="text" value="0"/>	<input type="text" value="0"/>	<input type="text" value="0"/>	

Legend

- Not Started
- In Progress
- Complete
- Warning
- Error

Save