

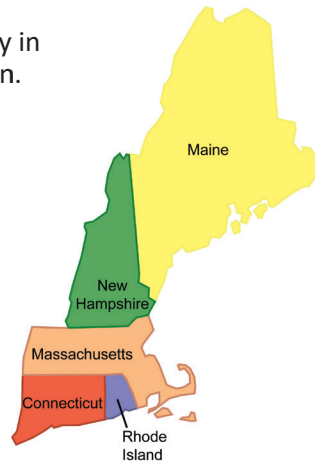


New England Coastal Water Quality and Recreation Survey

This survey asks for your opinions on coastal water quality in New England and how you use coastal areas for recreation. Your answers to this survey will help inform decisions to improve and protect coastal water quality.

We want to hear from everyone. Even if you do not participate in coastal water recreation or visit coastal New England, some questions will apply to you.

The survey should take you around 15 minutes to complete. There are no wrong answers, but please read each question carefully. Please return your completed survey in the provided postage-paid envelope. Thank you for your help!



Your response is important!

All responses will be kept confidential. Response to this survey is voluntary. Send comments on any aspect of this survey to Recreation Survey, Atlantic Ecology Division, U.S. Environmental Protection Agency, 27 Tarzwell Drive, Narragansett, Rhode Island 02882.

EPA Form Number 6000-03 (April 2018)



1019764



Section 1: Your Saltwater Recreation in New England

(Maine, New Hampshire, Massachusetts, Rhode Island, Connecticut)

1.1. Which **saltwater** activities have you participated in during the last 12 months in **New England**? Please think only about activities on, in, or near the ocean, bays, estuaries, salt ponds, and other salty or brackish tidal waters. (Select all that apply)

- | | | |
|-----------------------------------------------------------------------------------------------------------------------------------------------------------------------------------------------|---------------------------------------------------|--------------------------------------------------|
| <input type="checkbox"/> Activities on the shore, not in the water (walking, dog walking, sitting, sunbathing, games, beach-combing, picnicking, sandcastles, kite flying, photography, etc.) | <input type="checkbox"/> Jetskiing | <input type="checkbox"/> Skimboarding |
| <input type="checkbox"/> Birding/wildlife viewing | <input type="checkbox"/> Kayaking/canoeing/rowing | <input type="checkbox"/> Snorkeling |
| <input type="checkbox"/> Fishing | <input type="checkbox"/> Kiteboarding/windsurfing | <input type="checkbox"/> Spearfishing |
| <input type="checkbox"/> Hunting | <input type="checkbox"/> Motorboating | <input type="checkbox"/> Surfing/boogie boarding |
| <input type="checkbox"/> Other saltwater activities, please list: _____ | <input type="checkbox"/> Paddleboarding | <input type="checkbox"/> Swimming/body surfing |
| <input type="checkbox"/> I did not participate in saltwater recreation in New England in the past 12 months. | <input type="checkbox"/> Sailing | <input type="checkbox"/> Tubing/waterskiing |
| | <input type="checkbox"/> Scuba diving | <input type="checkbox"/> Wading |
| | <input type="checkbox"/> Shellfishing | |



If you checked any of the saltwater activities above or wrote in a saltwater activity, please continue on to Question 1.2.

If you did NOT participate in saltwater recreation in the past 12 months, please SKIP to Section 4, page 16.

1.2. In the last 12 months, how often did you participate in **saltwater recreation in New England**? This means any activities on, in, or near coastal New England waters. Consider any time when you spent a half hour or more.

(Fill in one number for each season – **either** times per week or per season.)

Summer (June, July, Aug)	<input type="text"/> <input type="text"/> <input type="text"/>	times per week	OR	<input type="text"/> <input type="text"/> <input type="text"/>	per season
Fall (Sept, Oct, Nov)	<input type="text"/> <input type="text"/> <input type="text"/>	times per week	OR	<input type="text"/> <input type="text"/> <input type="text"/>	per season
Winter (Dec, Jan, Feb)	<input type="text"/> <input type="text"/> <input type="text"/>	times per week	OR	<input type="text"/> <input type="text"/> <input type="text"/>	per season
Spring (March, April, May)	<input type="text"/> <input type="text"/> <input type="text"/>	times per week	OR	<input type="text"/> <input type="text"/> <input type="text"/>	per season



1019764



Section 2: Your Most Recent Saltwater Recreation in New England

This section asks about the **last time** you participated in saltwater recreation in New England, **on a single day OR as part of an overnight trip.**

A **single day** means a day when you left from and returned to your primary or seasonal home on the same day to participate in saltwater recreation activities for a half hour or more.

An **overnight trip** or vacation is any trip in New England that included saltwater recreation when you stayed overnight somewhere that was not your primary or seasonal home.

2.1. Was the last time you participated in saltwater recreation in New England part of a single day or overnight trip?

- Single day → **Continue to Section 2A below.**
- Overnight trip → **Skip to Section 2B on Page 7.**



Section 2A: Your Most Recent SINGLE DAY of Saltwater Recreation in New England

(A day when you left from and returned to your home on the same day.)

2.2.A. When was the **last time** you participated in **saltwater** recreation in New England on a single day?

a. Month: J F M A M J J A S O N D

b. Year: (YYYY)

c. Was it on a: Weekend/holiday **OR** Weekday?

2.3.A. Where did you go?

Maine New Hampshire Massachusetts Rhode Island Connecticut

City or town: _____

(If you don't know the city or town, give the approximate part of the state.)

Name of place: _____

(If possible, please be more specific than town. Examples: beach name, street name, marina or park name.)



1019764

2.4.A. Why did you choose that place? (Please describe)

2.5.A. How many times have you gone to that place in the last 12 months? (Select one)

- 1 time 2-5 times 6-15 times
 16-30 times 31-50 times More than 50 times

2.6.A. What type of transportation did you use to travel there? (Select all that apply)

- Car/truck Bicycle Ferry Private boat Public transportation
 Walked Other? _____

2.7.A. How far did you travel (**one way**) from your home to get there?

Your best estimate is fine.

One way distance: miles

Time it took to get there, one way (including traffic): hours minutes

2.8.A. How many people went with you (**including yourself**)?

adults children (under 18)

2.9.A. How long did you spend there on that day?

hours minutes

2.10.A. Did you, or someone you went with, use a parking pass for that place?

- No Yes → Cost of pass: \$. Pass used how many times per year:
 Don't know

2.11.A. Did you pay a daily parking fee?

- No Yes → How much? \$.



1019764

2.12.A. Which **saltwater** activities did you participate in on that day? (Select all that apply)

- | | | |
|--------------------------------------------------------------------------------------------------------------------------------------------------------------------------------------------|------------------------------------------------|-----------------------------------------------|
| <input type="radio"/> Activities on the shore, not in the water (walking, dog walking, sitting, sunbathing, games, beach-combing, picnicking, sandcastles, kite flying, photography, etc.) | <input type="radio"/> Jetskiing | <input type="radio"/> Skimboarding |
| <input type="radio"/> Birding/wildlife viewing | <input type="radio"/> Kayaking/canoeing/rowing | <input type="radio"/> Snorkeling |
| <input type="radio"/> Fishing | <input type="radio"/> Kiteboarding/windsurfing | <input type="radio"/> Spearfishing |
| <input type="radio"/> Hunting | <input type="radio"/> Motorboating | <input type="radio"/> Surfing/boogie boarding |
| <input type="radio"/> Other saltwater activities, please list: _____ | <input type="radio"/> Paddleboarding | <input type="radio"/> Swimming/body surfing |
| | <input type="radio"/> Sailing | <input type="radio"/> Tubing/waterskiing |
| | <input type="radio"/> Scuba diving | <input type="radio"/> Wading |
| | <input type="radio"/> Shellfishing | |

2.13.A. Which was **your most important activity** on that day? (Select one)

- | | | |
|--------------------------------------------------------------------------------------------------------------------------------------------------------------------------------------------|------------------------------------------------|-----------------------------------------------|
| <input type="radio"/> Activities on the shore, not in the water (walking, dog walking, sitting, sunbathing, games, beach-combing, picnicking, sandcastles, kite flying, photography, etc.) | <input type="radio"/> Jetskiing | <input type="radio"/> Skimboarding |
| <input type="radio"/> Birding/wildlife viewing | <input type="radio"/> Kayaking/canoeing/rowing | <input type="radio"/> Snorkeling |
| <input type="radio"/> Fishing | <input type="radio"/> Kiteboarding/windsurfing | <input type="radio"/> Spearfishing |
| <input type="radio"/> Hunting | <input type="radio"/> Motorboating | <input type="radio"/> Surfing/boogie boarding |
| <input type="radio"/> Other saltwater activities, please list: _____ | <input type="radio"/> Paddleboarding | <input type="radio"/> Swimming/body surfing |
| | <input type="radio"/> Sailing | <input type="radio"/> Tubing/waterskiing |
| | <input type="radio"/> Scuba diving | <input type="radio"/> Wading |
| | <input type="radio"/> Shellfishing | |

2.14.A. How much contact with the water did you have that day? (Select one)

- Did not get wet at all Got sprayed Waded Got most or all of my body wet

Water quality describes how clean or dirty the water is - specifically its quality for recreation such as swimming, fishing or shellfishing, boating, and other activities. Water quality can affect marine life, your health, and your enjoyment of recreation.

2.15.A. How do you think the water quality usually is, on average, at that place (Question 2.3.A, page 2)? (Select a number)

- | | | | | | | | | | | | |
|------------------------------------------------------------------------------------------------------------------|-----------------------|-----------------------|-----------------------|-----------------------|-----------------------|-----------------------|-----------------------|-----------------------|-----------------------|-----------------------|-------------------------------------------------------------------------------------------------------------------------------|
| Worst possible quality:
may have bad odor, oil,
raw sewage; unhealthy
for plant and animal life. | 1 | 2 | 3 | 4 | 5 | 6 | 7 | 8 | 9 | 10 | Best possible quality:
clear, safe for all activities,
never has closures, healthy
for plant and animal life. |
| | <input type="radio"/> | <input type="radio"/> | <input type="radio"/> | <input type="radio"/> | <input type="radio"/> | <input type="radio"/> | <input type="radio"/> | <input type="radio"/> | <input type="radio"/> | <input type="radio"/> | |

2.16.A. How sure were you about your water quality rating in question 2.15.A?

- Not very sure Somewhat sure Sure Very sure



2.17.A. How would you rate the usual condition of the water at that place, for the following aspects of water quality? (Fill in one circle for each aspect)

Aspects	Worst Quality	1	2	3	4	5	6	7	8	9	10	Best Quality	Don't Know
Seaweed	Wide spread	<input type="radio"/>	<input type="radio"/>	<input type="radio"/>	<input type="radio"/>	<input type="radio"/>	<input type="radio"/>	<input type="radio"/>	<input type="radio"/>	<input type="radio"/>	<input type="radio"/>	None	<input type="radio"/>
Algae/scum	Wide spread	<input type="radio"/>	<input type="radio"/>	<input type="radio"/>	<input type="radio"/>	<input type="radio"/>	<input type="radio"/>	<input type="radio"/>	<input type="radio"/>	<input type="radio"/>	<input type="radio"/>	Absent	<input type="radio"/>
Bacteria	Excessive	<input type="radio"/>	<input type="radio"/>	<input type="radio"/>	<input type="radio"/>	<input type="radio"/>	<input type="radio"/>	<input type="radio"/>	<input type="radio"/>	<input type="radio"/>	<input type="radio"/>	Absent	<input type="radio"/>
Clarity of the water	Murky	<input type="radio"/>	<input type="radio"/>	<input type="radio"/>	<input type="radio"/>	<input type="radio"/>	<input type="radio"/>	<input type="radio"/>	<input type="radio"/>	<input type="radio"/>	<input type="radio"/>	Clear	<input type="radio"/>
Mucky bottom condition	Very mucky	<input type="radio"/>	<input type="radio"/>	<input type="radio"/>	<input type="radio"/>	<input type="radio"/>	<input type="radio"/>	<input type="radio"/>	<input type="radio"/>	<input type="radio"/>	<input type="radio"/>	Not at all mucky	<input type="radio"/>
Oil or gas sheen	Common	<input type="radio"/>	<input type="radio"/>	<input type="radio"/>	<input type="radio"/>	<input type="radio"/>	<input type="radio"/>	<input type="radio"/>	<input type="radio"/>	<input type="radio"/>	<input type="radio"/>	Rare	<input type="radio"/>
Smell/odor	Bad odor	<input type="radio"/>	<input type="radio"/>	<input type="radio"/>	<input type="radio"/>	<input type="radio"/>	<input type="radio"/>	<input type="radio"/>	<input type="radio"/>	<input type="radio"/>	<input type="radio"/>	Fresh	<input type="radio"/>
Trash in water	Common	<input type="radio"/>	<input type="radio"/>	<input type="radio"/>	<input type="radio"/>	<input type="radio"/>	<input type="radio"/>	<input type="radio"/>	<input type="radio"/>	<input type="radio"/>	<input type="radio"/>	Rare	<input type="radio"/>

2.18.A. Overall, how would you rate the usual **quality of the water** (how clean or dirty the water is) at that place for each of these activities? (Fill in one circle for each row, even if you don't participate in all of these activities)

Activity	Poor	Okay	Good	Don't Know or Not Applicable
Canoeing/kayaking/paddleboarding	<input type="radio"/>	<input type="radio"/>	<input type="radio"/>	<input type="radio"/>
Eating fish caught in the water	<input type="radio"/>	<input type="radio"/>	<input type="radio"/>	<input type="radio"/>
Shellfishing	<input type="radio"/>	<input type="radio"/>	<input type="radio"/>	<input type="radio"/>
Fishing	<input type="radio"/>	<input type="radio"/>	<input type="radio"/>	<input type="radio"/>
Motorboating/sailing	<input type="radio"/>	<input type="radio"/>	<input type="radio"/>	<input type="radio"/>
Picnicking and other activities on the shore	<input type="radio"/>	<input type="radio"/>	<input type="radio"/>	<input type="radio"/>
Scenic beauty/enjoyment	<input type="radio"/>	<input type="radio"/>	<input type="radio"/>	<input type="radio"/>
Snorkeling/scuba diving	<input type="radio"/>	<input type="radio"/>	<input type="radio"/>	<input type="radio"/>
Swimming	<input type="radio"/>	<input type="radio"/>	<input type="radio"/>	<input type="radio"/>
Wading	<input type="radio"/>	<input type="radio"/>	<input type="radio"/>	<input type="radio"/>



2.19.A. Thinking about the place you visited most recently for saltwater recreation (Question 2.3.A, page 2), please indicate how much you agree or disagree with the following statements. (Fill in one circle for each statement)

	<div style="display: flex; justify-content: space-between; align-items: center;"> Strongly Disagree Strongly Agree </div>						
Many important memories are tied to that place.	<input type="radio"/>	<input type="radio"/>	<input type="radio"/>	<input type="radio"/>	<input type="radio"/>	<input type="radio"/>	<input type="radio"/>
The recreational activities that I pursue at that place say a lot about who I am.	<input type="radio"/>	<input type="radio"/>	<input type="radio"/>	<input type="radio"/>	<input type="radio"/>	<input type="radio"/>	<input type="radio"/>
I have no particular love for that place compared to other areas.	<input type="radio"/>	<input type="radio"/>	<input type="radio"/>	<input type="radio"/>	<input type="radio"/>	<input type="radio"/>	<input type="radio"/>
I get more satisfaction out of visiting that place than any other recreation place.	<input type="radio"/>	<input type="radio"/>	<input type="radio"/>	<input type="radio"/>	<input type="radio"/>	<input type="radio"/>	<input type="radio"/>
That place means a lot to me.	<input type="radio"/>	<input type="radio"/>	<input type="radio"/>	<input type="radio"/>	<input type="radio"/>	<input type="radio"/>	<input type="radio"/>
I identify with the physical landscape of that place.	<input type="radio"/>	<input type="radio"/>	<input type="radio"/>	<input type="radio"/>	<input type="radio"/>	<input type="radio"/>	<input type="radio"/>
I feel happiest when I'm at that place.	<input type="radio"/>	<input type="radio"/>	<input type="radio"/>	<input type="radio"/>	<input type="radio"/>	<input type="radio"/>	<input type="radio"/>
I am very attached to that place.	<input type="radio"/>	<input type="radio"/>	<input type="radio"/>	<input type="radio"/>	<input type="radio"/>	<input type="radio"/>	<input type="radio"/>
That place provides value to me that I can't obtain elsewhere.	<input type="radio"/>	<input type="radio"/>	<input type="radio"/>	<input type="radio"/>	<input type="radio"/>	<input type="radio"/>	<input type="radio"/>

2.20.A. What is important to you about that place, if anything?



This is the end of Section 2 Part A about the last time you participated in saltwater recreation on a single day. Please **SKIP to Section 3 on Page 14.**



Section 2B: Your Most Recent OVERNIGHT TRIP that Included Saltwater Recreation in New England

(An **overnight trip** or vacation is when you stayed overnight somewhere that was not your permanent or seasonal home.)

2.2.B. When was the **last time** you took an overnight trip in New England that included **saltwater** recreation?

a. What month: J F M A M J J A S O N D

b. Year: (YYYY)

2.3.B. Where did you stay overnight?

Maine New Hampshire Massachusetts Rhode Island Connecticut

City or town: _____

(If you don't know the city or town, give the approximate part of the state.)

2.4.B. In the past 5 years, how many times have you gone on vacation or an overnight trip to that place?

times

2.5.B. What type of transportation did you use to travel there? (Select all that apply)

Airplane Ferry Recreational vehicle or camper

Bicycle Private boat Tour bus

Car/truck Public transportation Other? _____

2.6.B. How far did you travel (**one way**) from your home to get to the place where you stayed overnight (not including stops along the way such as shopping or sightseeing)? Your best estimate is fine.

One way distance: miles

Time it took to get there, one way (including traffic): hours minutes

2.7.B. How many people went with you (**including yourself**)?

adults children (under 18)



2.8.B. How many nights did you stay away from home on that trip? nights

2.9.B. Where did you stay on that vacation or overnight trip? (Select all that apply)

- Rental home or condo
- Your second home or condo
- Friend or relative's house or condo
- Hotel/resort/bed & breakfast
- Campsite
- Other? _____

2.10.B. What was the total cost for lodging for the trip?

\$.

2.11.B. How important was saltwater recreation as a reason for taking that trip?

- The most important activity
- One of the most important activities
- One of several activities
- A minor activity
- Not an important activity

2.12.B. Which of these saltwater activities did you participate in on your overnight trip?
(Select all that apply)

- Activities on the shore, not in the water (walking, dog walking, sitting, sunbathing, games, beach-combing, picnicking, sandcastles, kite flying, photography, etc.)
- Birding/wildlife viewing
- Fishing
- Hunting
- Other saltwater activities, please list: _____
- Jetskiing
- Kayaking/canoeing/rowing
- Kiteboarding/windsurfing
- Motorboating
- Paddleboarding
- Sailing
- Scuba diving
- Shellfishing
- Skimboarding
- Snorkeling
- Spearfishing
- Surfing/boogie boarding
- Swimming/body surfing
- Tubing/waterskiing
- Wading



2.13.B. Which was **your most important activity** on that trip? (Select one)

- | | | |
|--------------------------------------------------------------------------------------------------------------------------------------------------------------------------------------------|------------------------------------------------|-----------------------------------------------|
| <input type="radio"/> Activities on the shore, not in the water (walking, dog walking, sitting, sunbathing, games, beach-combing, picnicking, sandcastles, kite flying, photography, etc.) | <input type="radio"/> Jetskiing | <input type="radio"/> Skimboarding |
| <input type="radio"/> Birding/wildlife viewing | <input type="radio"/> Kayaking/canoeing/rowing | <input type="radio"/> Snorkeling |
| <input type="radio"/> Fishing | <input type="radio"/> Kiteboarding/windsurfing | <input type="radio"/> Spearfishing |
| <input type="radio"/> Hunting | <input type="radio"/> Motorboating | <input type="radio"/> Surfing/boogie boarding |
| <input type="radio"/> Other saltwater activities, please list: _____ | <input type="radio"/> Paddleboarding | <input type="radio"/> Swimming/body surfing |
| | <input type="radio"/> Sailing | <input type="radio"/> Tubing/waterskiing |
| | <input type="radio"/> Scuba diving | <input type="radio"/> Wading |
| | <input type="radio"/> Shellfishing | |

2.14.B. How many days of that trip did you participate in **your most important activity**?

days

These next questions ask about a **single time** that you participated in **your most important activity** during your overnight trip or vacation. Some of these questions may be similar to questions you've already answered, but please answer all the questions.

2.15.B. Please recall only the **LAST TIME** that you did your **most important** activity from Question 2.13.B, on that vacation or overnight trip. Where did you go for that activity? (This may or may not be the same location where you stayed)

- Maine New Hampshire Massachusetts Rhode Island Connecticut

City or town: _____

(If you don't know the city or town, give the approximate part of the state.)

Name of place: _____

(If possible, be more specific than town. Examples: beach name, street name, marina or park name.)

2.16.B. Why did you choose that place? (Please describe)



2.17.B. In the past 12 months, how many times have you gone to the place you listed previously (2.15.B)? (Select one)

- 1 time 2-5 times 6-15 times 16-30 times
 31-50 times More than 50 times

2.18.B. What type of transportation did you use to travel there from where you stayed overnight? (Select all that apply)

- Car/truck Bicycle Ferry Private boat Public transportation
 Walked Other? _____

2.19.B. How far did you travel (**one way**) from where you stayed overnight to get to the place you listed above (2.15.B)? Your best estimate is fine.

One way distance: miles

Time it took to get there that day (including traffic): hours minutes

2.20.B. How many people went with you to the place you listed above (2.15.B) (**including yourself**)?

adults children (under 18)

2.21.B. How long did you spend at that place on that day?

hours minutes

2.22.B. Did you, or someone you went with, use a parking pass for that place?

- No Yes → Cost of pass: \$. Pass used how many times per year:
 Don't know

2.23.B. Did you pay a daily parking fee?

- No Yes → How much? \$.



2.24.B. How much contact with the water did you have that day? (Select one)

- Did not get wet at all Got sprayed Waded Got most or all of my body wet

Water quality describes how clean or dirty the water is - specifically its quality for recreation such as swimming, fishing or shellfishing, boating, and other activities. Water quality can affect marine life, your health, and your enjoyment of recreation.

2.25.B. How do you think the water quality usually is, on average, at that place (Question 2.15.B, page 9)? (Select a number)

Worst possible quality: may have bad odor, oil, raw sewage; unhealthy for plant and animal life. **1** **2** **3** **4** **5** **6** **7** **8** **9** **10** **Best possible quality:** clear, safe for all activities, never has closures, healthy for plant and animal life.

2.26.B. How sure were you about your water quality rating in question 2.25.B?

- Not very sure Somewhat sure Sure Very sure

2.27.B. How would you rate the usual condition of the water, at that place, for the following aspects of water quality? (Fill in one circle for each aspect)

Aspects	Worst Quality	1	2	3	4	5	6	7	8	9	10	Best Quality	Don't Know
Seaweed	Wide spread	<input type="radio"/>	<input type="radio"/>	<input type="radio"/>	<input type="radio"/>	<input type="radio"/>	<input type="radio"/>	<input type="radio"/>	<input type="radio"/>	<input type="radio"/>	<input type="radio"/>	None	<input type="radio"/>
Algae/scum	Wide spread	<input type="radio"/>	<input type="radio"/>	<input type="radio"/>	<input type="radio"/>	<input type="radio"/>	<input type="radio"/>	<input type="radio"/>	<input type="radio"/>	<input type="radio"/>	<input type="radio"/>	Absent	<input type="radio"/>
Bacteria	Excessive	<input type="radio"/>	<input type="radio"/>	<input type="radio"/>	<input type="radio"/>	<input type="radio"/>	<input type="radio"/>	<input type="radio"/>	<input type="radio"/>	<input type="radio"/>	<input type="radio"/>	Absent	<input type="radio"/>
Clarity of the water	Murky	<input type="radio"/>	<input type="radio"/>	<input type="radio"/>	<input type="radio"/>	<input type="radio"/>	<input type="radio"/>	<input type="radio"/>	<input type="radio"/>	<input type="radio"/>	<input type="radio"/>	Clear	<input type="radio"/>
Mucky bottom condition	Very mucky	<input type="radio"/>	<input type="radio"/>	<input type="radio"/>	<input type="radio"/>	<input type="radio"/>	<input type="radio"/>	<input type="radio"/>	<input type="radio"/>	<input type="radio"/>	<input type="radio"/>	Not at all mucky	<input type="radio"/>
Oil or gas sheen	Common	<input type="radio"/>	<input type="radio"/>	<input type="radio"/>	<input type="radio"/>	<input type="radio"/>	<input type="radio"/>	<input type="radio"/>	<input type="radio"/>	<input type="radio"/>	<input type="radio"/>	Rare	<input type="radio"/>
Smell/odor	Bad odor	<input type="radio"/>	<input type="radio"/>	<input type="radio"/>	<input type="radio"/>	<input type="radio"/>	<input type="radio"/>	<input type="radio"/>	<input type="radio"/>	<input type="radio"/>	<input type="radio"/>	Fresh	<input type="radio"/>
Trash in water	Common	<input type="radio"/>	<input type="radio"/>	<input type="radio"/>	<input type="radio"/>	<input type="radio"/>	<input type="radio"/>	<input type="radio"/>	<input type="radio"/>	<input type="radio"/>	<input type="radio"/>	Rare	<input type="radio"/>




2.28.B. Overall, how would you rate the usual **quality of the water**, (how clean or dirty the water is) at that place for each of these activities? (Fill in one circle for each row, even if you don't participate in all of these activities)

Activity	Poor	Okay	Good	Don't Know or Not Applicable
Canoeing/kayaking/paddleboarding	○	○	○	○
Eating fish caught in the water	○	○	○	○
Shellfishing	○	○	○	○
Fishing	○	○	○	○
Motorboating/sailing	○	○	○	○
Picnicking and other activities on the shore	○	○	○	○
Scenic beauty/enjoyment	○	○	○	○
Snorkeling/scuba diving	○	○	○	○
Swimming	○	○	○	○
Wading	○	○	○	○




2.29.B. Thinking about the place you visited most recently for saltwater recreation (from Question 2.15.B, page 9), please indicate how much you agree or disagree with the following statements. (Fill in one circle for each statement)

	Strongly Disagree  Strongly Agree						
Many important memories are tied to that place.	<input type="radio"/>	<input type="radio"/>	<input type="radio"/>	<input type="radio"/>	<input type="radio"/>	<input type="radio"/>	<input type="radio"/>
The recreational activities that I pursue at that place say a lot about who I am.	<input type="radio"/>	<input type="radio"/>	<input type="radio"/>	<input type="radio"/>	<input type="radio"/>	<input type="radio"/>	<input type="radio"/>
I have no particular love for that place compared to other areas.	<input type="radio"/>	<input type="radio"/>	<input type="radio"/>	<input type="radio"/>	<input type="radio"/>	<input type="radio"/>	<input type="radio"/>
I get more satisfaction out of visiting that place than any other recreation place.	<input type="radio"/>	<input type="radio"/>	<input type="radio"/>	<input type="radio"/>	<input type="radio"/>	<input type="radio"/>	<input type="radio"/>
That place means a lot to me.	<input type="radio"/>	<input type="radio"/>	<input type="radio"/>	<input type="radio"/>	<input type="radio"/>	<input type="radio"/>	<input type="radio"/>
I identify with the physical landscape of that place.	<input type="radio"/>	<input type="radio"/>	<input type="radio"/>	<input type="radio"/>	<input type="radio"/>	<input type="radio"/>	<input type="radio"/>
I feel happiest when I'm at that place.	<input type="radio"/>	<input type="radio"/>	<input type="radio"/>	<input type="radio"/>	<input type="radio"/>	<input type="radio"/>	<input type="radio"/>
I am very attached to that place.	<input type="radio"/>	<input type="radio"/>	<input type="radio"/>	<input type="radio"/>	<input type="radio"/>	<input type="radio"/>	<input type="radio"/>
That place provides value to me that I can't obtain elsewhere.	<input type="radio"/>	<input type="radio"/>	<input type="radio"/>	<input type="radio"/>	<input type="radio"/>	<input type="radio"/>	<input type="radio"/>

2.30.B. What is important to you about that place, if anything?





Section 3: Other Places for Saltwater Recreation

This section asks about places you've been in New England with the **WORST** and **BEST** water quality.

3.1. Of the places you've visited for saltwater recreation in **New England** in the last 5 years, which place had the **WORST** water quality?

- Maine New Hampshire Massachusetts Rhode Island Connecticut

City or Town: _____

(If you don't know the city or town, give the approximate part of the state.)

Name of place: _____

(If possible, be more specific than town. Examples: beach name, street name, marina or park name.)

3.2. How many times have you gone to that place in the last **12 months**? (Select one)

- 0 times 1 time 2-5 times 6-15 times
 16-30 times 31-50 times More than 50 times

3.3. How do you think the water quality usually is, on average, at that place?
(Select a number)

Worst possible quality:

1 2 3 4 5 6 7 8 9 10

may have bad odor, oil,
raw sewage; unhealthy
for plant and animal life.

Best possible quality:

clear, safe for all activities,
never has closures, healthy
for plant and animal life.

3.4. What about that place made you think it had the **WORST** water quality?



3.5. Of the places you've visited for saltwater recreation in **New England** in the last 5 years, which place had the **BEST** water quality?

- Maine New Hampshire Massachusetts Rhode Island Connecticut

City or Town: _____

(If you don't know the city or town, give the approximate part of the state.)

Name of place: _____

(If possible, be more specific than town. Examples: beach name, street name, marina or park name.)

3.6. How many times have you gone to that place in the last **12 months**? (Select one)

- 0 times 1 time 2-5 times 6-15 times
 16-30 times 31-50 times More than 50 times

3.7. How do you think the water quality usually is, on average, at that place?
(Select a number)

Worst possible quality:

may have bad odor, oil,
raw sewage; unhealthy
for plant and animal life.

1 **2** **3** **4** **5** **6** **7** **8** **9** **10**

Best possible quality:

clear, safe for all activities,
never has closures, healthy
for plant and animal life.

3.8. What about that place made you think it had the **BEST** water quality?

3.9. What is the farthest you would travel on a single day (**one way**), leaving from and returning to your home, for saltwater recreation?

One way distance: miles

One way time: hours minutes

3.10. If a beach is closed for swimming because of bacterial pollution on a day you are thinking of going, would you...? (Select one)

- Still go Not go to the beach at all Go to a different beach





Section 4: Your Opinions on Coastal Water Quality in New England

Coastal water quality is specific to the ocean, bays, estuaries, salt ponds, and other salty or brackish tidal waters in New England. **Water quality** is used to describe how clean or dirty the water is.

4.1. How concerned are you about the following coastal water quality issues in New England? (Fill in one circle in each row)

	Not at all Concerned	Slightly Concerned	Moderately Concerned	Very Concerned	Don't Know
Beaches closed for swimming	<input type="radio"/>	<input type="radio"/>	<input type="radio"/>	<input type="radio"/>	<input type="radio"/>
Contaminated fish	<input type="radio"/>	<input type="radio"/>	<input type="radio"/>	<input type="radio"/>	<input type="radio"/>
Shellfish closures	<input type="radio"/>	<input type="radio"/>	<input type="radio"/>	<input type="radio"/>	<input type="radio"/>
Too much seaweed/algae	<input type="radio"/>	<input type="radio"/>	<input type="radio"/>	<input type="radio"/>	<input type="radio"/>
Fish dying from lack of oxygen	<input type="radio"/>	<input type="radio"/>	<input type="radio"/>	<input type="radio"/>	<input type="radio"/>
Loss of desirable fish/wildlife	<input type="radio"/>	<input type="radio"/>	<input type="radio"/>	<input type="radio"/>	<input type="radio"/>
Unpleasant odor in coastal areas	<input type="radio"/>	<input type="radio"/>	<input type="radio"/>	<input type="radio"/>	<input type="radio"/>
Reduced beauty of coastal areas	<input type="radio"/>	<input type="radio"/>	<input type="radio"/>	<input type="radio"/>	<input type="radio"/>
Reduced quality of water activities	<input type="radio"/>	<input type="radio"/>	<input type="radio"/>	<input type="radio"/>	<input type="radio"/>
Reduced water clarity	<input type="radio"/>	<input type="radio"/>	<input type="radio"/>	<input type="radio"/>	<input type="radio"/>



1019764



Section 5: About Your Household

The following questions are a way to make sure that we understand the values and opinions of all types of people within New England.

All answers are strictly confidential and the information will only be used to report comparisons among people. We will never identify individuals or households with their responses.

5.1. What is the zip code of your primary home? Zip code:

5.2. If you work outside the home, what is the zip code or name of the town and state where you work?

Zip code: **OR** Name of town/city, state: _____

5.3. When you chose your primary home, how important was being close to saltwater for recreation? (Select one)

- Not at all important A minor reason Somewhat important
 Extremely important The main reason

5.4. How many people (including yourself) live in your household?

adults children (under 18)

5.5. What is your gender? Male Female Other

5.6. What year were you born? (YYYY)

5.7. Do you identify as Hispanic or Latino? Yes No I prefer not to answer

5.8. What race or races do you consider yourself to be? (Select one or more)

- American Indian or Alaska Native White Asian
 Black or African American Native Hawaiian or Other Pacific Islander



5.9. What is the highest level of education you have completed? (Select one)

- Some high school Some college 4-year college degree
 High school diploma/GED Trade/technical training Graduate degree

5.10. What is your current employment status? (Select one)

- Employed full-time Unemployed Retired
 Employed part-time Full-time student Disabled
 Self-employed Full-time homemaker

5.11. If you are currently employed, how many hours per week do you typically work?

hours per week

5.12. If you are currently employed, do you have the option of working additional hours to increase your total income?

No Yes → What would your hourly wage be for the extra hours? \$. / hour

5.13. What was your household income (before taxes) in 2017?

- \$19,999 or less \$60,000 - \$99,999 \$200,000 or more
 \$20,000 - \$39,999 \$100,000 - \$149,999
 \$40,000 - \$59,999 \$150,000 - \$199,999

5.14. Do you own a second home on or near the New England coast?


No Yes → What is the zip code or name of town & state where your second home is located?

Zip code: **OR** Name of town/city, state: _____

5.15. How much time do you spend in your second home each year?

- Seasonal (spend most or all of a season) A week or more but less than a whole season
 Weekends (spend many or most weekends) Occasional use





Thank you for taking the time to tell us about your saltwater recreation and opinions about water quality in coastal New England! If you have any additional thoughts and comments about any of the topics or the survey itself, please share them here.

If you would like more information about how you can help improve the water in your coastal region, please visit this website below.

<http://www.epa.gov/learn-issues/learn-about-water>

The public reporting and recordkeeping burden for this collection of information is estimated to average 15 minutes per response. Send comments on the Agency's need for this information, the accuracy of the provided burden estimates, and any suggested methods for minimizing respondent burden, including through the use of automated collection techniques, to the Director, Collection Strategies Division, U.S. Environmental Protection Agency (2822T), 1200 Pennsylvania Ave., NW, Washington, D.C. 20460. Include the OMB control number in any correspondence. Do not send the completed survey to this address.



Recycled/Recyclable
Printed with vegetable-based ink on
paper that contains a minimum of
50% post-consumer fiber content
processed chlorine free



1019764