

## Funding Opportunities List

Funding Name	Key	Funding Number	Organization	Is Active	
Delta Impact	DELTA	CDC	Coalition DVP		<a href="#">Actions</a>

Showing 1 to 1 of 1 entries

Previous **1** Next

<b>About CDC</b> <ul style="list-style-type: none"><li>Employment</li><li>Newsroom</li><li>Training/Education</li><li>Funding</li><li>CDC's Organization</li><li>Mission and Vision</li><li>Using this Site</li></ul>	<b>Legal</b> <ul style="list-style-type: none"><li>Link to Us</li><li>Policies</li><li>FOIA</li><li>Accessibility</li><li>Privacy</li><li>No FEAR Act</li><li>Inspector General</li><li>USA.gov</li></ul>	<b>Contact CDC</b> <p>Centers for Disease Control and Prevention 1600 Clifton Road Atlanta, GA 30329-4027 USA 800-CDC-INFO (800-232-4636) <a href="#">Contact CDC-INFO</a></p>	
---	---	--	---

Figure 1 Funding Opportunities List

Selecting a Funding Opportunity which you have access to and viewing its available forms

## Delta Impact Forms for Coalition DVP

Form Name	Submission Year	Days Left to Submit	Last Edit	
Annual Progress Report	Year 1 (March 2, 2018 - August 31, 2018)	3 Days Left	3/13/2018 3:30:13 PM	<a href="#">Actions</a> ▾

Showing 1 to 1 of 1 entries

[⌂ Back to Opportunities](#)


<p><b>About CDC</b></p> <ul style="list-style-type: none"> <li><a href="#">Employment</a></li> <li><a href="#">Newsroom</a></li> <li><a href="#">Training/Education</a></li> <li><a href="#">Funding</a></li> <li><a href="#">CDC's Organization</a></li> <li><a href="#">Mission and Vision</a></li> <li><a href="#">Using this Site</a></li> </ul>	<p><b>Legal</b></p> <ul style="list-style-type: none"> <li><a href="#">Link to Us</a></li> <li><a href="#">Policies</a></li> <li><a href="#">FOIA</a></li> <li><a href="#">Accessibility</a></li> <li><a href="#">Privacy</a></li> <li><a href="#">No FEAR Act</a></li> <li><a href="#">Inspector General</a></li> <li><a href="#">USA.gov</a></li> </ul>	<p><b>Contact CDC</b></p> <p>Centers for Disease Control and Prevention          1600 Clifton Road          Atlanta, GA 30329-4027 USA          800-CDC-INFO (800-232-4636)  <a href="#">Contact CDC-INFO</a></p>	
--	---	---	---

Figure 2 Delta Impact Forms List

## Delta Impact Form Annual Progress Report : Sections

Section Name	Last Edit By	Last Edit Date	
WorkPlan			<a href="#">Actions</a> ▾
Strategic Planning			<a href="#">Check Out</a>
Nofo Evaluation			<a href="#">Actions</a> ▾
Program or Policy Effort			<a href="#">Actions</a> ▾

Showing 1 to 4 of 4 entries

Form Approved

OMB No.: 0920-xxxx

Expiration Date: XX/XX/XXXX

Public Reporting burden of this collection of information varies from 10 to 15 hours with an estimated average of 13 hours per response, including the time for reviewing instructions, searching existing data sources, gathering and maintaining the data needed, and completing and reviewing the collection of information. An agency may not conduct or sponsor, and a person is not required to respond to a collection of information unless it displays a currently valid OMB control number. Send comments regarding this burden estimate or any other aspect of this collection of information, including suggestions for reducing this burden to CDC/ATSDR Reports Clearance Officer, 1600 Clifton Road NW, MS D-74, Atlanta, GA 30333; Attn: PRA (0920-XXXX).

[⌂ Back to Forms](#)

Figure 3 Annual Progress Report: Form Sections List

## Delta Impact Form Annual Progress Report : WorkPlan : Sub Sections

Section Name	Last Edit By	Last Edit Date	
Section A: Progress on Goals			<a href="#">Actions</a> ▾
Section B: Continuation Application Narrative 2018			<a href="#">Check Out</a>

Showing 1 to 2 of 2 entries

[⊖ Back to Section](#)


<p><b>About CDC</b></p> <ul style="list-style-type: none"> <li><a href="#">Employment</a></li> <li><a href="#">Newsroom</a></li> <li><a href="#">Training/Education</a></li> <li><a href="#">Funding</a></li> <li><a href="#">CDC's Organization</a></li> <li><a href="#">Mission and Vision</a></li> <li><a href="#">Using this Site</a></li> </ul>	<p><b>Legal</b></p> <ul style="list-style-type: none"> <li><a href="#">Link to Us</a></li> <li><a href="#">Policies</a></li> <li><a href="#">FOIA</a></li> <li><a href="#">Accessibility</a></li> <li><a href="#">Privacy</a></li> <li><a href="#">No FEAR Act</a></li> <li><a href="#">Inspector General</a></li> </ul>	<p><b>Contact CDC</b></p> <p>Centers for Disease Control and Prevention          1600 Clifton Road          Atlanta, GA 30329-4027 USA          800-CDC-INFO (800-232-4636)  <a href="#">Contact CDC-INFO</a></p>	
--	--	---	--

Figure 4 Annual Progress Report: Workplan: Sub-Sections List

Delta Focus: Annual Progress Report : Workplan : Section A: Progress on Goals

Funding Opportunity  
 Delta Focus  
 Reporting Year  
 Year 5 (February 1, 2018 - January 31, 2019) Work Plan

- Goal 1
- Goal 2
- Goal 3 (optional)

Goal 1 Description:  
 Increase the prioritization, resources, and capacity to implement community and societal level IPV prevention programs and policy efforts

Objective 1: Objective Status  
 Develop and implement the State Action Plan (SAP) [Select one.] ▼

Milestones:

Key Milestone	Target Date	Status	Notes	
				<div style="border: 1px solid #2c3e50; padding: 2px; display: inline-block;">           Actions ▼            View            Edit         </div>

[+ Add Milestone](#)

Objective 2: Objective Status:  
 Increase coordination of IPV work at the state and local level [Select one.] ▼

Milestones:

Key Milestone	Target Date	Status	Notes	
				<div style="border: 1px solid #2c3e50; padding: 2px; display: inline-block;">           Actions ▼         </div>

Figure 5 Annual Progress Report: Workplan: Section A: Progress on Goals: Goal 1

Objective 3: Increase the use of IPV prevention approaches that address the community and societal level of the SEM

Objective Status: [Select one..]

Milestones:

Key Milestone	Target Date	Status	Notes	
				Actions ▾

+ Add Milestone

Please list all capacity building and training activities related to community and societal level primary prevention that you provided within the state over the past year.

Type of Activity	Topic	Audience	Dates	
				Actions ▾

+ Add Activity

View  
Edit

Please list any networking and dissemination activities that you participated in related to community and societal level primary prevention OUTSIDE the state.

Type of Activity	Topic	SDVC Role in Activity	Dates	
				Actions ▾

+ Add Activity

Back to Sections Save Save and Check-in

Figure 6 Annual Progress Report: Workplan: Section A: Progress on Goals: Goal 1 Continued

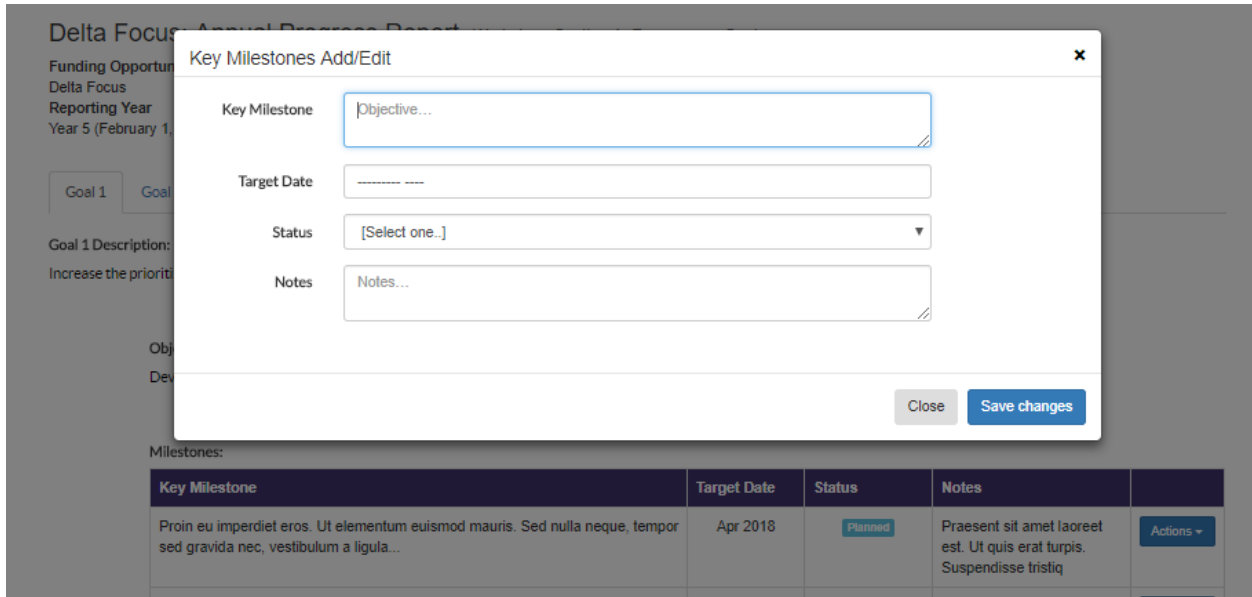


Figure 7 Annual Progress Report: Workplan: Section A: Progress on Goals: Add/Edit Milestone

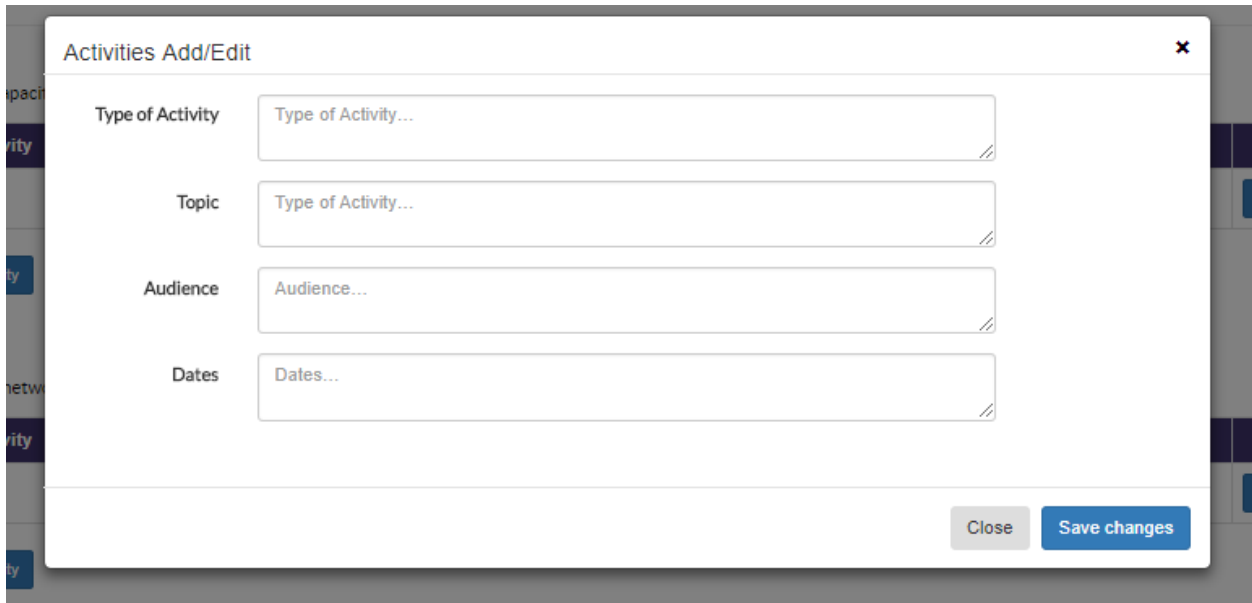


Figure 8 Annual Progress Report: Workplan: Section A: Progress on Goals: Add/Edit Activity "Capacity building and training.."

Activities Add/Edit ✕

Type of Activity	<input type="text" value="Type of Activity..."/>
Topic	<input type="text" value="Type of Activity..."/>
SDVC Role in Activity	<input type="text" value="SDVC Role in Activity.."/>
Dates	<input type="text" value="Dates..."/>

Figure 9 Annual Progress Report: Workplan: Section A: Progress on Goals: Add/Edit Activity "OUTSIDE the State"



Delta Focus: Annual Progress Report : Workplan : Section A: Progress on Goals

Funding Opportunity  
Delta Focus  
Reporting Year  
Year 5 (February 1, 2018 - January 31, 2019) Work Plan

Goal 1 Goal 2 Goal 3 (optional)

Goal 2 Description:

Increase data on the impact of community and societal level IPV primary prevention programs and policy efforts

Objective 1: Objective Status  
 Increase the use of data for planning including monitoring of state-level outcome indicators [Select one.]

Milestones:

Key Milestone	Target Date	Status	Notes	
				<div style="border: 1px solid #ccc; padding: 5px;">           Actions ▾            View            Edit         </div>

[+ Add Milestone](#)

Objective 2: Objective Status:  
 Increase the evaluation of community and societal level IPV prevention programs and policy efforts [Select one.]

Figure 10 Annual Progress Report: Workplan: Section A: Progress on Goals: Goal 2

Objective 3: Objective Status:  
 Monitor changes in risk and protective factors associated with the NOFO activities being implemented [Select one.]

Milestones:

Key Milestone	Target Date	Status	Notes	
				<div style="border: 1px solid #ccc; padding: 5px;">           Actions ▾         </div>

[+ Add Milestone](#)

[Back to Sections](#) [Save](#) [Save and Check-in](#)

Figure 11 Annual Progress Report: Workplan: Section A: Progress on Goals: Goal 2 Continued

Delta Focus Annual Progress Report

Funding Opportunity  
Delta Focus  
Reporting Year  
Year 5 (February 1, 2018 - February 1, 2019)

Goal 1 Goal 2

Goal 1 Description:  
Increase the priority of...

Obj  
Dev

**Key Milestones Add/Edit** ✕

Key Milestone

Target Date

Status

Notes

Milestones:

Key Milestone	Target Date	Status	Notes	
Proin eu imperdiet eros. Ut elementum euismod mauris. Sed nulla neque, tempor sed gravida nec, vestibulum a ligula...	Apr 2018	Planned	Praesent sit amet laoreet est. Ut quis erat turpis. Suspendisse tristique	Actions

Figure 12 Annual Progress Report: Workplan: Section A: Progress on Goals: Add/Edit Milestone

Delta Focus: Annual Progress Report : Workplan : Section A: Progress on Goals

Funding Opportunity

Delta Focus

Reporting Year

Year 5 (February 1, 2018 - January 31, 2019) Work Plan

Goal 1 Goal 2 Goal 3 (optional)

Goal 3 Description:

Objective 1:


Objective Status


[Select one.] ▼

Milestones:

Key Milestone	Target Date	Status	Notes	
				Actions ▼

[+ Add Milestone](#)

View 

Edit 

Objective 2:

Objective Status:

[Select one.] ▼

Milestones:

Key Milestone	Target Date	Status	Notes	
				Actions ▼

Figure 13 Annual Progress Report: Workplan: Section A: Progress on Goals: Goal 3

+ Add Milestone

Objective 3:

Objective Status:

[Select one..] ▼

Milestones:

Key Milestone	Target Date	Status	Notes	
				Actions ▼

+ Add Milestone

Briefly describe the overall successes and accomplishments you made toward this goal during the past year. Provide information about what helped you achieve these accomplishments.

Key Activities:

Key Activities for Upcoming Year Related to Goal 3	Target Date	Notes	
			Actions ▼

+ Add Key Activity

⊖ Back to Sections

Save

Save and Check-in

Figure 14 Annual Progress Report: Workplan: Section A: Progress on Goals: Goal 3 Continued

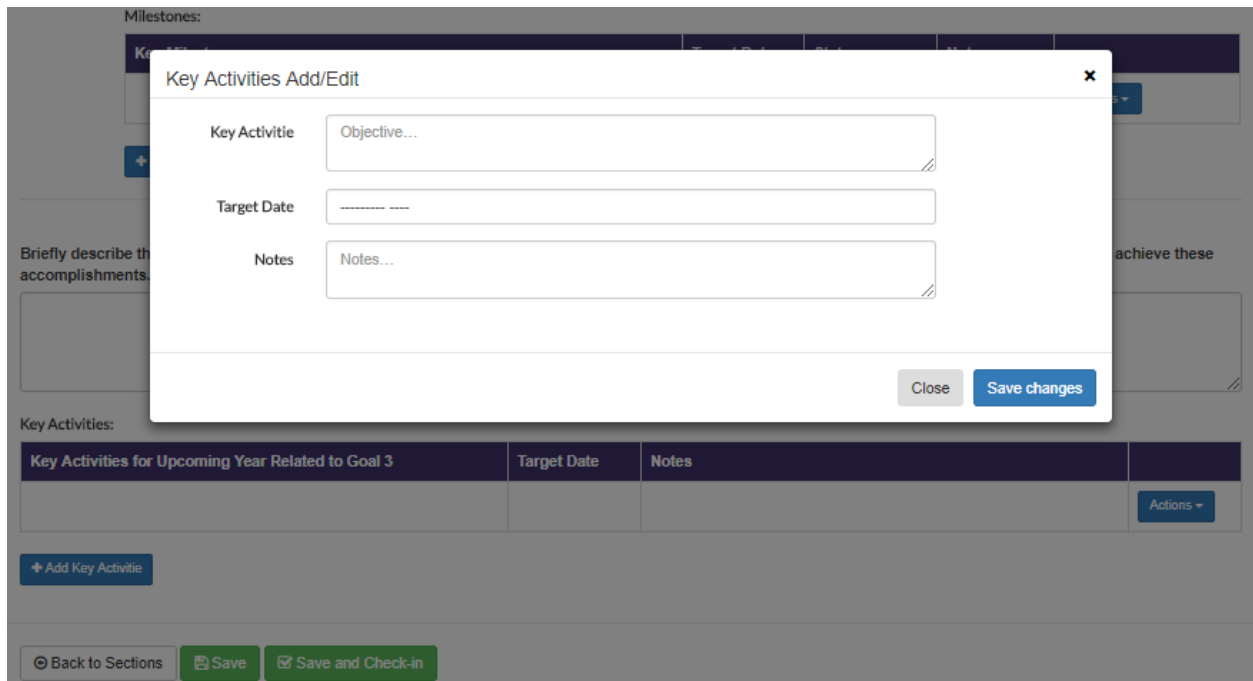


Figure 15 Annual Progress Report: Workplan: Section A: Progress on Goals: Add/Edit Key Activites

## Annual Progress Report : Workplan : Section B: Continuation Application Narrative 2018

### Funding Opportunity

Delta Focus

### Reporting Year

Year 1 (Wednesday, August 1, 2018 - Wednesday, July 31, 2019)

1) **Summary of Work Plan for Next Budget Year:** Summarize and reference any key changes to work plan (objectives, and milestones). Provide information about the reasons for or what led to those changes.

2) **Implementation of New or Revised Program or Policy Efforts:** Explain requests to change the current program or policy efforts being implemented. The CDC Project Officer must approve any changes to the program or policy efforts approved upon award.

3) **Budget:** Provide comments to budgetary issues that might impede the success or completion of the project as originally proposed and approved. Describe any implications the changes to the work plan may have on the budget.

4) **Challenges:** What general challenges/problems do you anticipate in the next funding year? What do you plan to use to solve or address those challenges or problems?

5) **Resources:** What additional resources do you need? How do you plan to obtain these resources?

6) **Technical Assistance:** Do you need technical assistance from CDC? If yes, provide a description of your needs.

[Back to Sections](#)

[Save](#)

[Save and Checkin ✓](#)

Figure 16 Annual Progress Report: Workplan: Section B: Continuation Application Narrative 2018

## Delta Impact Form Annual Progress Report : Strategic Planning : Sub Sections

Section Name	Last Edit By	Last Edit Date	
Section A. Progress and Planning for State Action Plan Goals			<a href="#">Actions</a> ▾
Section B. Changes related to Prioritization, Resources and Capacity			<a href="#">Check Out</a>
Section C. Facilitators and Barriers related to the State Action Plan			<a href="#">Actions</a> ▾

Showing 1 to 3 of 3 entries

[⌂ Back to Section](#)

<p><b>About CDC</b></p> <ul style="list-style-type: none"> <li>Employment</li> <li>Newsroom</li> <li>Training/Education</li> </ul>	<p><b>Legal</b></p> <ul style="list-style-type: none"> <li>Link to Us</li> <li>Policies</li> <li>FOIA</li> </ul>	<p><b>Contact CDC</b></p> <p>Centers for Disease Control and Prevention          1600 Clifton Road          Atlanta, GA 30329-4027 USA          800-CDC-INFO (800-232-4636)</p>	
--	--	---	---

Figure 17 Annual Progress Report: Strategic Planning: Sub-Sections List

## Annual Progress Report : Strategic Planning : Section A. Progress and Planning for State Action Plan Goals

Funding Opportunity

Delta Focus

Reporting Year

Year 1 (August 1, 2018 - July 31, 2019) Work Plan

### Section A. Progress and Planning for State Action Plan Goals

<b>SAP Goal: 1</b>	<b>Topic</b>
Phasellus at aliquet quam. Cras viverra turpis non quam rutrum, at vulputate elit pharetra. Morbi.	Prioritization/Use
<b>Key Partners</b>	<b>Key Accomplishments</b>
<input type="text" value="Key Partners..."/>	<input type="text" value="Key Accomplishments..."/>
<b>Resources Needed</b>	
<input type="text" value="Resources Needed..."/>	
<b>Activities Planned for the Upcoming Year</b>	
<input type="text" value="1."/>	
<input type="text" value="2."/>	
<input type="text" value="3."/>	
<input type="text" value="4."/>	

<b>SAP Goal: 2</b>	<b>Topic</b>
Phasellus at aliquet quam. Cras viverra turpis non quam rutrum, at vulputate elit pharetra. Morbi.	Access to Data
<b>Key Partners</b>	<b>Key Accomplishments</b>
<input type="text" value="Key Partners..."/>	<input type="text" value="Key Accomplishments..."/>
<b>Resources Needed</b>	
<input type="text" value="Resources Needed..."/>	
<b>Activities Planned for the Upcoming Year</b>	
<input type="text" value="1."/>	
<input type="text" value="2."/>	
<input type="text" value="3."/>	

Figure 18 Annual Progress Report: Strategic Planning: Section A: Progress and Planning for State Action Plan Goals



**SAP Goal: 3** Topic  
Use of Data

Phasellus at aliquet quam. Cras viverra turpis non quam rutrum, at vulputate elit pharetra. Morbi.

**Key Partners** **Key Accomplishments**

Key Partners... Key Accomplishments...

**Resources Needed**

Resources Needed...

**Activities Planned for the Upcoming Year**

1.   
 2.   
 3.   
 4.

**SAP Goal: 4** Topic  
Other

Phasellus at aliquet quam. Cras viverra turpis non quam rutrum, at vulputate elit pharetra. Morbi.

**Key Partners** **Key Accomplishments**

Key Partners... Key Accomplishments...

**Resources Needed**

Resources Needed...

**Activities Planned for the Upcoming Year**

1.   
 2.   
 3.   
 4.

Figure 19 Annual Progress Report: Strategic Planning: Section A: Progress and Planning for State Action Plan Goals Continued

**Annual Progress Report** : Strategic Planning : Section B. Changes related to Prioritization, Resources and Capacity

**Funding Opportunity**

Delta Focus

**Reporting Year**

Year 1 (August 1, 2018 - July 31, 2019) Work Plan

**New Partners or Stakeholders**

Did you engage any new partners or stakeholders related to the work on the state plan in the past year?

+ Add Partner / Stakeholder
Export PDF

Partner	Sector	Role	Action
			Actions ▾ View Edit

Showing 1 to 1 of 1 entries

**New Policies or Procedures**

Were any new policies or procedures implemented in the past year related to increasing the use of community and societal level primary prevention (CSPP)?

+ Add Policy / Procedure
Export PDF

Policy/Procedure	Partner(s)	Description	Action
			Actions ▾

Showing 1 to 1 of 1 entries

Previous **1** Next

Figure 20 Annual Progress Report: Strategic Planning: Section B: Changes related to Prioritization, Resources and Capacity

**New Resources**

Were any new resources obtained or redirected for CSPP in the past year?

[+ Add Resource](#)
[Export PDF](#)

Resource Name	Source	Amount Available	Use	Timeline	Action
					<a href="#">Actions</a> <ul style="list-style-type: none"> <li><a href="#">View</a></li> <li><a href="#">Edit</a></li> </ul>

Showing 1 to 1 of 1 entries

Previous **1** Next

**New CSPP Programs or Policy efforts Implemented**

Please list any new Community and Societal Level Primary Prevention programs or policy efforts implemented in the past year

[+ Add Program / Policy](#)
[Export PDF](#)

Program/Policy Effort	Implementing Organization	Scope/Audience	Description	Action
				<a href="#">Actions</a>

Showing 1 to 1 of 1 entries

Previous **1** Next

**New CSPP Programs or Policy efforts Evaluated**

Please list any new Community and Societal Level Primary Prevention programs or policy efforts evaluated in the past year

[+ Add Program / Policy](#)
[Export PDF](#)

Program/Policy Effort	Implementing Organization	Evaluating Organization/Entity	Description/Summary	Action
				<a href="#">Actions</a>

Showing 1 to 1 of 1 entries

Previous **1** Next

Figure 21 Annual Progress Report: Strategic Planning: Section B: Changes related to Prioritization, Resources and Capacity Continued

**New State or Local Data Sources Obtained**

Did you gain access to any new state or local data sources in the past year?

[+ Add Data Source](#) [Export PDF](#)

Dataset	"Owner"	Description (including Level)	Potential Use	Action
				<a href="#">Actions</a>

Showing 1 to 1 of 1 entries Previous **1** Next

**New Uses of Data**

Did you implement any new uses of state or local data sources in the past year?

[+ Add Data Source](#) [Export PDF](#)

Dataset	"Owner"	Description (including Level)	Use	Action
				<a href="#">Actions</a>

Showing 1 to 1 of 1 entries Previous **1** Next

**Meetings**

Meetings of Leadership Team or State Action Planning Committees

[+ Add Meeting](#) [Export PDF](#)

Group	Participating Organizations	Date(s)	Topics Discussed	Action
				<a href="#">Actions</a> <a href="#">View</a> <a href="#">Edit</a>

Showing 1 to 1 of 1 entries Previous View Edit

[Back to Sections](#) [Save](#) [Save and Check-in](#)

Figure 22 Annual Progress Report: Strategic Planning: Section B: Changes related to Prioritization, Resources and Capacity Continued

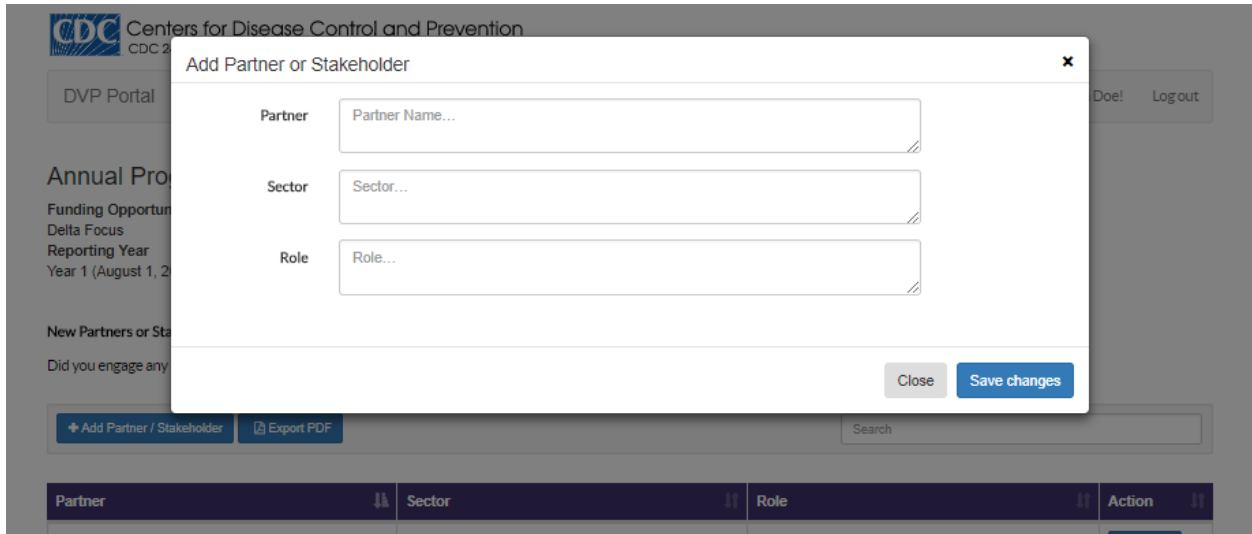


Figure 23 Annual Progress Report: Strategic Planning: Section B: Changes related to Prioritization, Resources and Capacity: Partner StakeHolder Add/Edit

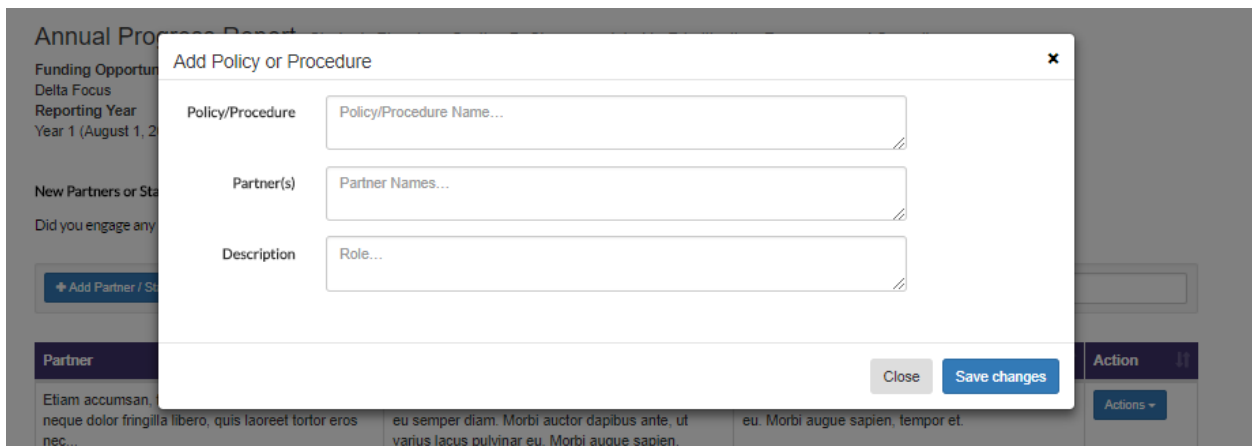


Figure 24 Annual Progress Report: Strategic Planning: Section B: Changes related to Prioritization, Resources and Capacity: Policy Procedure Add/Edit

The 'Add Resource' dialog box is a white rectangular window with a title bar containing the text 'Add Resource' and a close button (X). The dialog contains five input fields, each with a label and a placeholder text:

- Resource Name:** Placeholder 'Resource Name...'
- Source:** Placeholder 'Source...'
- Amount Available:** Placeholder 'Amount Available...'
- Use:** Placeholder 'Use...'
- Timeline:** Placeholder 'Timeline...'

At the bottom right of the dialog, there are two buttons: a grey 'Close' button and a blue 'Save changes' button.

Figure 25 Annual Progress Report: Strategic Planning: Section B: Changes related to Prioritization, Resources and Capacity: Resource Add/Edit

The 'Add CSPP Program or Policy Effort' dialog box is a white rectangular window with a title bar containing the text 'Add CSPP Program or Policy Effort' and a close button (X). The dialog contains four input fields, each with a label and a placeholder text:

- Program/Policy Effort:** Placeholder 'Program/Policy Effort...'
- Implementing Organization:** Placeholder 'Implementing Organization...'
- Scope/Audience:** Placeholder 'Scope/Audience...'
- Description:** Placeholder 'Description...'

At the bottom right of the dialog, there are two buttons: a grey 'Close' button and a blue 'Save changes' button.

Figure 26 Annual Progress Report: Strategic Planning: Section B: Changes related to Prioritization, Resources and Capacity: CSPP Program or Policy Effort Add/Edit

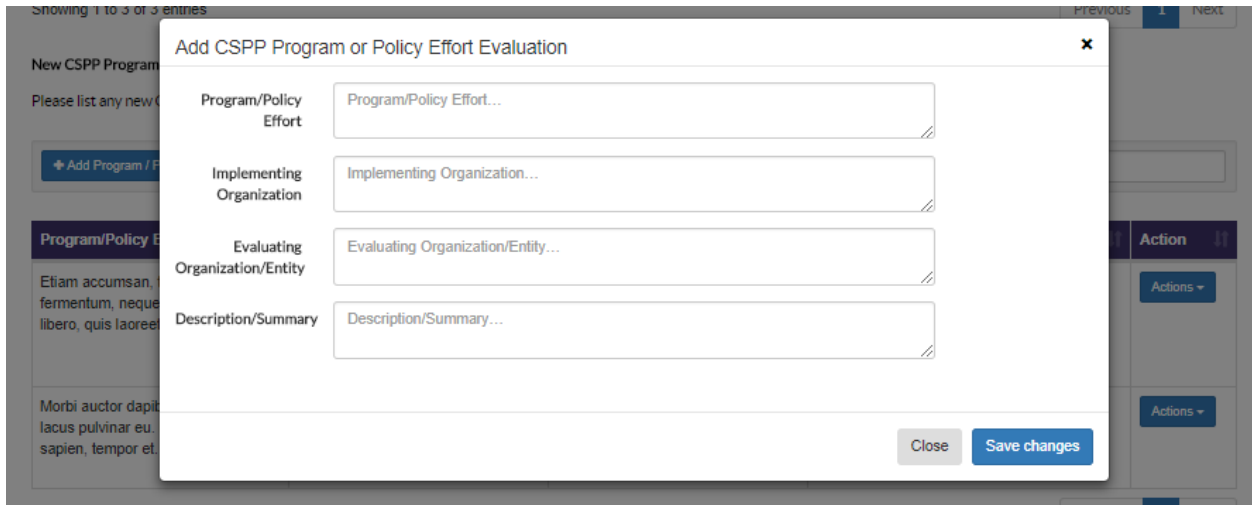


Figure 27 Annual Progress Report: Strategic Planning: Section B: Changes related to Prioritization, Resources and Capacity: CSPP Program or Policy Effort Evaluation Add/Edit

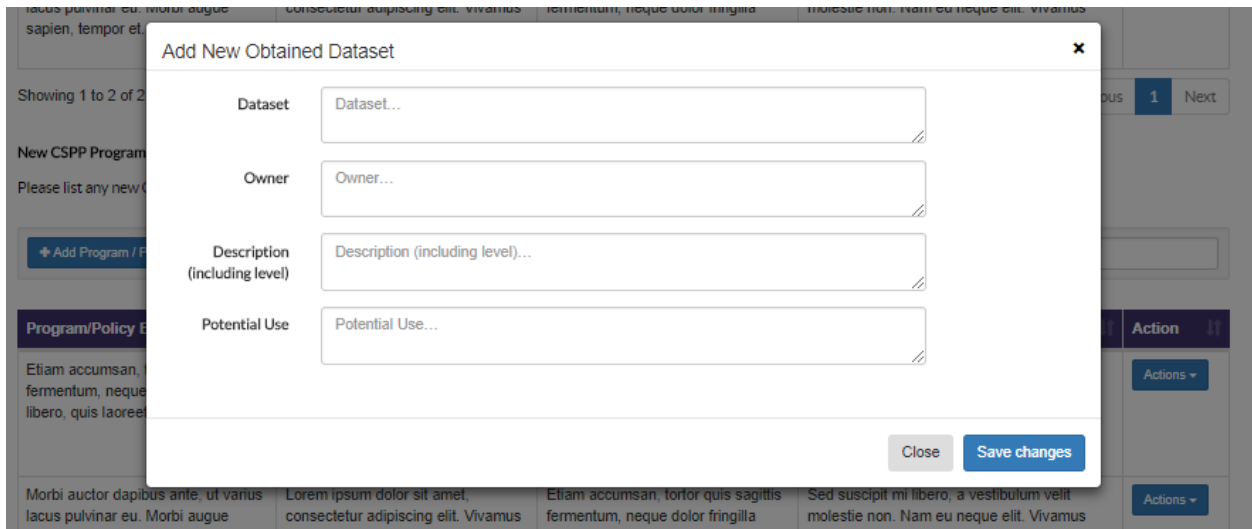


Figure 28 Annual Progress Report: Strategic Planning: Section B: Changes related to Prioritization, Resources and Capacity: New Data source obtained Add/Edit

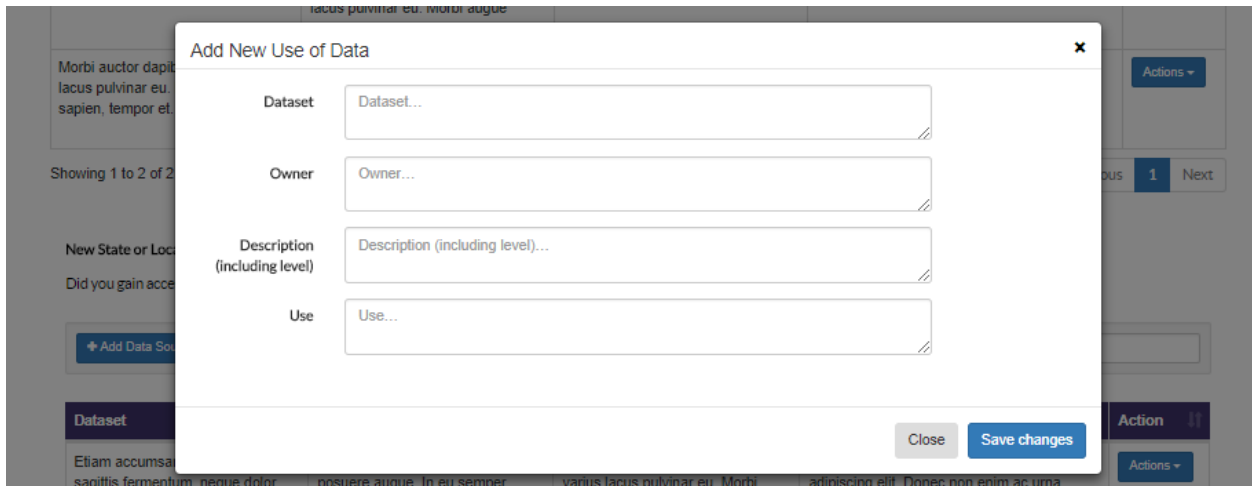


Figure 29 Annual Progress Report: Strategic Planning: Section B: Changes related to Prioritization, Resources and Capacity: New Use of Data Add/Edit

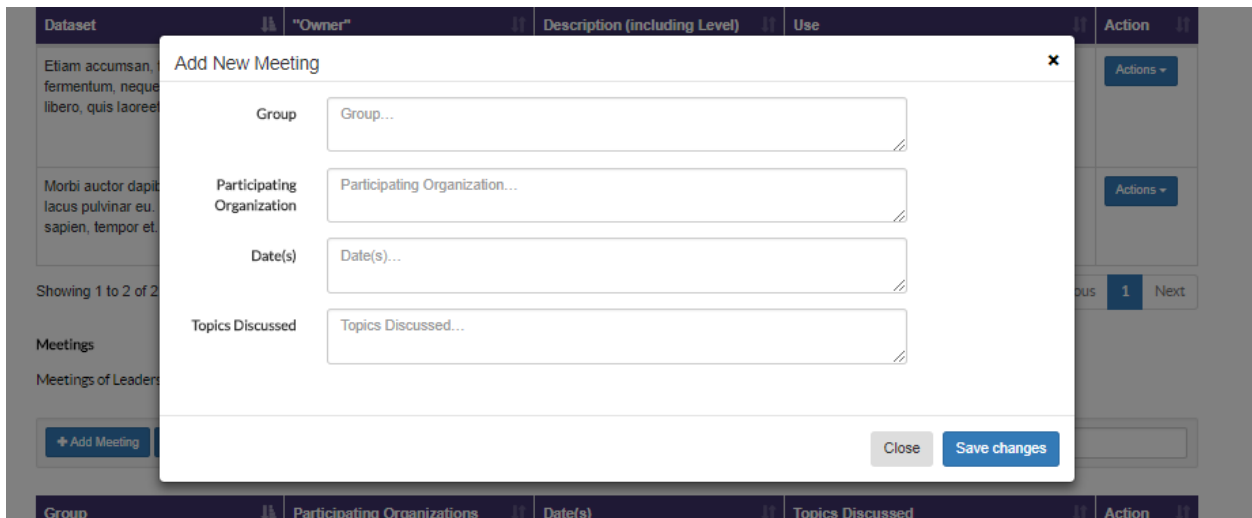


Figure 30 Annual Progress Report: Strategic Planning: Section B: Changes related to Prioritization, Resources and Capacity: New Meeting Add/Edit



Annual Progress Report : Strategic Planning : Section C. Facilitators and Barriers related to the State Action Plan

Funding Opportunity  
 Delta Focus  
 Reporting Year  
 Year 1 (August 1, 2018 - July 31, 2019) Work Plan

Facilitators and Barriers

[+ Add Facilitator / Barrier](#)
[Export PDF](#)

Goal #	Facilitator or Barrier	Potential or Actual Factor	Facilitator or Barrier Description	Needed Resources	Action Steps	Responsible Party	Impact	Action
								<a href="#">View</a> <a href="#">Edit</a>

Showing 1 to 1 of 1 entries

Previous

[Back to Sections](#)
[Save](#)
[Save and Check-in](#)

Figure 31 Annual Progress Report: Strategic Planning: Section C: Facilitators and Barriers related to the State Action Plan

The image shows a web application interface for adding or editing a facilitator or barrier. The main window is titled "Add Facilitator/Barrier" and contains several text input fields, each with a placeholder text and a small diagonal icon in the bottom right corner. The fields are:

- Facilitator or Barrier: Placeholder "Facilitator or Barrier..."
- Potential or Actual Factor: Placeholder "Potential or Actual Factor..."
- Facilitator or Barrier Description: Placeholder "Facilitator or Barrier Description..."
- Needed Resources: Placeholder "Needed Resources..."
- Action Steps: Placeholder "Action Steps..."
- Responsible Party: Placeholder "Responsible Party..."
- Impact: Placeholder "Impact..."

At the bottom right of the form, there are two buttons: a grey "Close" button and a blue "Save changes" button. The background shows a sidebar with "DVP Portal" and "Annual Progress Report" sections, and a table with columns for "Goal #", "Facilitator or Barrier", and "Action".

Figure 32 Annual Progress Report: Strategic Planning: Section C: Facilitators and Barriers related to the State Action Plan: New Facilitator/Barrier Add/Edit

## Delta Impact Form Annual Progress Report : Nofo Evaluation : Sub Sections

Section Name	Last Edit By	Last Edit Date	
Section A. Progress on Evaluation Questions			<a href="#">Actions</a>
Section B. Changes to Evaluation Plan			<a href="#">Check Out</a>
Section C. Outcomes Table			<a href="#">Actions</a>
Section D. Facilitators and Barriers			<a href="#">Actions</a>

Showing 1 to 4 of 4 entries

[⊖ Back to Section](#)

Figure 33 Annual Progress Report: Nofo Evaluation: Sub-Sections

Annual Progress Report : NOFO Evaluation : Section A. Progress on Evaluation Questions

**Funding Opportunity**  
Delta Impact  
**Reporting Year**  
Year 1 (February 1, 2018 - January 31, 2019)

Progress on Evaluation Questions

[+ Add Evaluation Question](#)   [Export PDF](#)  

Evaluation Question	Progress Made / Data Collected	Planned Activities for Next Year	Summary of Interim Findings	Action
				Actions ▾

Showing 1 to 1 of 1 entries

Previous

-  View
-  Edit

[Back to Sections](#)   [Save](#)   [Save and Check-in](#)

Figure 34 Annual Progress Report: Nofo Evaluation: Section A: Progress on Evaluation Questions

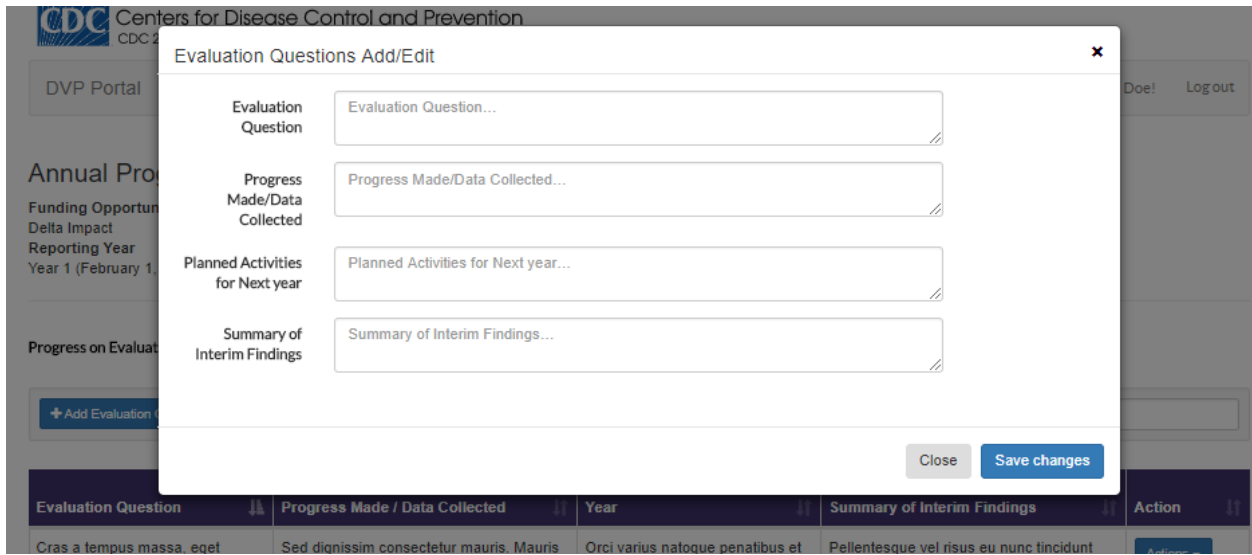


Figure 35 Annual Progress Report: Nofo Evaluation: Section A: Progress on Evaluation Questions: Add/Edit

## Annual Progress Report : NOFO Evaluation : Section B. Changes to Evaluation Plan

### Funding Opportunity

Delta Impact

### Reporting Year

Year 1 (February 1, 2018 - January 31, 2019)

### Changes to Evaluation Plan

[+ Add Change](#) [Export PDF](#)

Type of Change	Describe the Change	Reason for Change	Notes	Action
				<a href="#">Actions</a>

Showing 1 to 1 of 1 entries

Previous

- [View](#)
- [Edit](#)

[Back to Sections](#) [Save](#) [Save and Check-in](#)

Figure 36 Annual Progress Report: Nofo Evaluation: Section B: Changes to Evaluation Plan

The image shows a web application interface for the CDC DVP Portal. A modal window titled "Evaluation Plan Add/Edit" is open, containing the following form fields:

- Types of Change:** A dropdown menu with the placeholder text "[Select one..]".
- Describe the Change:** A text input field with the placeholder text "Describe the Change...".
- Reason for Change:** A text input field with the placeholder text "Reason for Change...".
- Notes:** A text input field with the placeholder text "Notes...".

At the bottom of the modal are two buttons: "Close" and "Save changes".

Below the modal, a table is visible with the following structure:

Type of Change	Describe the Change	Reason for Change	Notes	Action
Change in Outcome	Lorem ipsum dolor sit amet, consectetur adipiscing elit. Mauris ut suscipit sapien...	Suspendisse a viverra arcu, vel posuere augue. Morbi augue sapien, tempor et.	Phasellus scelerisque non dui congue interdum. Ullamcorper sit amet orci a,...	Actions

Figure 37 Annual Progress Report: Nofo Evaluation: Section B: Changes to Evaluation Plan: Add/Edit

## Annual Progress Report : NOFO Evaluation : Section C. Outcomes Table

Funding Opportunity

Delta Impact

Reporting Year

Year 1 (February 1, 2018 - January 31, 2019)

### Outcomes Table

[+ Add Outcome](#) [Export PDF](#)

Type	Outcome Examined	SEM Level	Population of Interest	Indicator Description	Year 5 Target	Unit	Current Value	Progress Notes	Action
									Actions

Showing 1 to 1 of 1 entries

Previous **1** Next

[Back to Sections](#) [Save](#) [Save and Check-in](#)

Figure 38 Annual Progress Report: Nofo Evaluation: Section C: Outcomes



Centers for Disease Control and Prevention  
DC 2

al  
Doe!

Pro  
ortun  
ar  
ary 1,  
e  
me  
Ou  
Ex  
of 1  
ectio

### Outcomes Add/Edit ✕

Type	[Select one..] ▼
Outcome Examined	Outcome Examined...
SEM Level	[Select one..] ▼
Population of Interest	Population of Interest...
Indicator Description	Indicator Description...
Population of Interest	Population of Interest...
Year 5 target	
Unit	[Select one..] ▼
Current Value	Current Value...
Progress Notes	Progress Notes...

Close Save changes

Figure 39 Annual Progress Report: Nofo Evaluation: Section C: Outcomes: Add/Edit

Annual Progress Report : NOFO Evaluation : Section D. Facilitators and Barriers

**Funding Opportunity**

Delta Impact

**Reporting Year**

Year 1 (February 1, 2018 - January 31, 2019)

Facilitators and Barriers

+ Add Facilitator / Barrier
Export PDF
Search

Facilitator or Barrier	Potential or Actual Factor	Facilitator or Barrier Description	Needed Resources	Action Steps	Responsible Party	Impact in Reporting Period	Action
							<span style="background-color: #002060; color: white; padding: 2px 5px; border-radius: 3px;">Actions ▾</span>

Showing 1 to 1 of 1 entries

Previous
View
Edit

⏪ Back to Sections
💾 Save
✅ Save and Check-in

Figure 40 Annual Progress Report: Nofo Evaluation: Section D: Facilitators and Barriers

The image shows a screenshot of the CDC DVP Portal interface. A modal window titled "Add Facilitator/Barrier" is open, displaying a form with the following fields:

- Facilitator or Barrier:** A dropdown menu with the placeholder text "[Select one..]".
- Potential or Actual Factor:** A dropdown menu with the placeholder text "[Select one..]".
- Facilitator or Barrier Description:** A text input field with the placeholder text "Facilitator or Barrier Description...".
- Needed Resources:** A text input field with the placeholder text "Needed Resources...".
- Action Steps:** A text input field with the placeholder text "Action Steps...".
- Responsible Party:** A text input field with the placeholder text "Responsible Party...".
- Impact in Reporting Period:** A text input field with the placeholder text "Impact in Reporting Period...".

At the bottom right of the modal, there are two buttons: "Close" and "Save changes". The background shows parts of the portal, including the CDC logo, "DVP Portal", "Annual Progress Report", "Funding Opportunity", "Reporting Year 1 (February 1, 2020)", "Facilitators and Barriers", and a "Log out" button.

Figure 41 Annual Progress Report: Nofo Evaluation: Section D: Facilitators and Barriers: Add/Edit

## Annual Progress Report : Program or Policy Effort Section : Program 1 - Description of Program

Funding Opportunity  
Delta Impact  
Reporting Year  
Year 1 (August 1, 2018 - July 31, 2019)

Plan Progress Reach Changes to Plan Adaptations Made Evaluation Questions Evaluation Plan Changes Outcomes Facilitators and Barriers

### Progress on Implementation Plan


[+ Add Milestone](#) [Export PDF](#)

Key Milestone	Target Date	Project Year	Status	Key Accomplishments	Key Activities in Upcoming Year	Resources Needed	Action
							<a href="#">Actions</a> <ul style="list-style-type: none"> <li><a href="#">View</a></li> <li><a href="#">Edit</a></li> </ul>

Showing 1 to 1 of 1 entries

[Back to Sections](#) [Save](#) [Save and Check-in](#)

Figure 42 Annual Progress Report: Program and Policy Effort Section: Plan Progress

 CDC 24/7: Saving Lives, Protecting People™

DVP Portal Hello John Doe! Logout

## Annual P

Funding Opportun  
Delta Impact  
Reporting Year  
Year 1 (August 1, 2

Plan Progress

Progress on Implem

[+ Add Milestone](#)

Key Milestone	Target Date	Project Year	Status	Key Accomplishments	Key Activities In Upcoming Year	Resources Needed	Action
Milestone 1							<a href="#">Actions</a> <ul style="list-style-type: none"> <li><a href="#">Actions</a></li> <li><a href="#">Actions</a></li> <li><a href="#">Actions</a></li> </ul>
Milestone 2							
Milestone 3							

Showing 1 to 3 of 3 entries

Previous 1 Next

**Add Progress on Implementation Plan** ✕

Key Milestone

Target Date

Project Year

Status

Key Accomplishments

Key Activities In Upcoming Year

Resources Needed

[Close](#) [Save changes](#)

Figure 43 Annual Progress Report: Program and Policy Effort Section: Plan Progress: Add/Edit

## Annual Progress Report : Program or Policy Effort Section : Program 1 - Description of Program

Funding Opportunity  
Delta Impact  
Reporting Year  
Year 1 (August 1, 2018 - July 31, 2019)

Plan Progress **Reach** Changes to Plan Adaptations Made Evaluation Questions Evaluation Plan Changes Outcomes Facilitators and Barriers

### Reach

[+ Add Type](#) [Export PDF](#)

Type	Setting	Description	Year 5 target for Settings	Number of Settings Reached	Progress Notes	Action
						<a href="#">Actions</a> <ul style="list-style-type: none"> <li><a href="#">View</a></li> <li><a href="#">Edit</a></li> </ul>

Showing 1 to 1 of 1 entries

### Population of Interest Description

[Export PDF](#)

Population of Interest Description	Year 5 Target for Individuals (across settings)	# new individuals reached this reporting period (across settings)	# total individuals reached since start of NOFO	Progress Notes	Action
					<a href="#">Actions</a>

[Back to Sections](#) [Save](#) [Save and Check-in](#)

Figure 44 Annual Progress Report: Program and Policy Effort Section: Reach

**Add Reach** [Close] [Save changes]

Type:

Setting:

Description:

Year 5 Target For Settings:

Number Of Settings Reached:

Progress Notes:

Figure 45 Annual Progress Report: Program and Policy Effort Section: Reach: Add/Edit

**Edit Population of Interest Description** [Close] [Save changes]

Population of Interest Description:

Year 5 Target for Individuals(Across settings):

# New Individuals reached this Reporting Period (Across Settings):

# Total Individuals reached since start of NOFO:

Progress Notes:

Figure 46 Annual Progress Report: Program and Policy Effort Section: Reach: Add/Edit

## Annual Progress Report : Program or Policy Effort Section : Program 1 - Description of Program

Funding Opportunity  
Delta Impact  
Reporting Year  
Year 1 (August 1, 2018 - July 31, 2019)

Plan Progress Reach **Changes to Plan** Adaptations Made Evaluation Questions Evaluation Plan Changes Outcomes Facilitators and Barriers

### Changes to Implementation Plan

Please describe any key changes have you made to this implementation plan in the past year including the reason for making the changes.

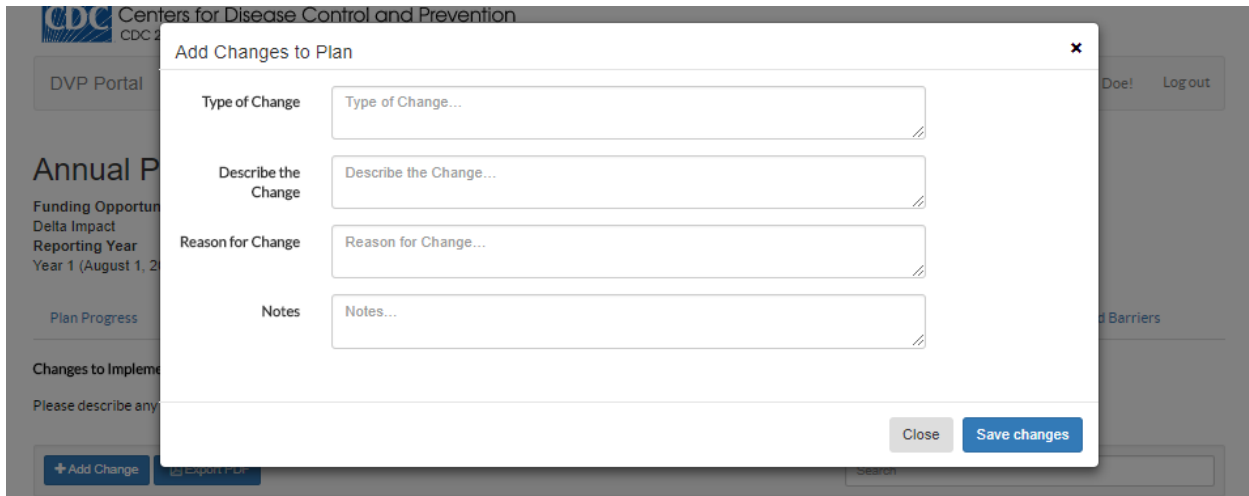
[+ Add Change](#) [Export PDF](#)

Type of Change	Describe the Change	Reason for Change	Notes	Action
				<a href="#">Actions</a> <ul style="list-style-type: none"> <li><a href="#">View</a></li> <li><a href="#">Edit</a></li> </ul>

Showing 1 to 1 of 1 entries

[Back to Sections](#) [Save](#) [Save and Check-in](#)

Figure 47 Annual Progress Report: Program and Policy Effort Section: Changes to Plan



**Add Changes to Plan** [Close] [Save changes]

Type of Change:

Describe the Change:

Reason for Change:

Notes:

Figure 48 Annual Progress Report: Program and Policy Effort Section: Changes to Plan: Add/Edit

## Annual Progress Report : Program or Policy Effort Section : Program 1 - Description of Program

Funding Opportunity  
 Delta Impact  
 Reporting Year  
 Year 1 (August 1, 2018 - July 31, 2019)

Plan Progress Reach Changes to Plan **Adaptations Made** Evaluation Questions Evaluation Plan Changes Outcomes Facilitators and Barriers

### Adaptations Made

Description	Planned or Field	Reason	Does Adaptation Impact Essential Elements	What Resources are Needed?	Impact	Future Plans	Action
							<input type="button" value="Actions"/>

Showing 1 to 1 of 1 entries

Figure 49 Annual Progress Report: Program and Policy Effort Section: Adaptations Made

X

Add Adaptations Made

Description

Planned or Field

Reason

Does Adaptation Impact Essential Element

What Resources Are Needed?

Impact

Future Plans

Figure 50 Annual Progress Report: Program and Policy Effort Section: Adaptations Made: Add/Edit



## Annual Progress Report : Program or Policy Effort Section : Program 1 - Description of Program

Funding Opportunity  
 Delta Impact  
 Reporting Year  
 Year 1 (August 1, 2018 - July 31, 2019)

Plan Progress Reach Changes to Plan Adaptations Made **Evaluation Questions** Evaluation Plan Changes Outcomes Facilitators and Barriers

### Progress on Evaluation Questions

Evaluation Question	Progress Made / Data Collected	Planned Activities for Next Year	Summary of Interim Findings	Action
				<input type="button" value="Actions"/> <ul style="list-style-type: none"> <li><input type="button" value="View"/></li> <li><input type="button" value="Edit"/></li> </ul>

Showing 1 to 1 of 1 entries

Figure 51 Annual Progress Report: Program and Policy Effort Section: Evaluation Questions

The modal form titled "Add Progress on Evaluation Question" contains the following fields:

- Evaluation Questions**: Evaluation Questions...
- Progress Made / Data Collected**: Progress Made / Data Collected...
- Planned Activities for Next Year**: Planned Activities for Next Year...
- Summary of Interim Findings**: Summary of Interim Findings...

Buttons at the bottom right: Close, Save changes

Figure 52 Annual Progress Report: Program and Policy Effort Section: Evaluation Questions: Add/Edit

## Annual Progress Report : Program or Policy Effort Section : Program 1 - Description of Program

Funding Opportunity  
 Delta Impact  
 Reporting Year  
 Year 1 (August 1, 2018 - July 31, 2019)

Plan Progress Reach Changes to Plan Adaptations Made Evaluation Questions Evaluation Plan Changes Outcomes Facilitators and Barriers

### Changes to Evaluation Plan

Please describe any key changes you have made to this evaluation plan in the past year including the reason for making the changes.

Type of Change	Describe the Change	Reason for Change	Notes	Action
				<input type="button" value="View"/> <input type="button" value="Edit"/>

Showing 1 to 1 of 1 entries

Figure 53 Annual Progress Report: Program and Policy Effort Section: Evaluation Plan Changes

**ADD EVALUATION PLAN CHANGES**

Type of Change:

Describe the Change:

Reason for Change:

Notes:

Figure 54 Annual Progress Report: Program and Policy Effort Section: Evaluation Plan Changes: Add/Edit

## Annual Progress Report : Program or Policy Effort Section : Program 1 - Description of Program

Funding Opportunity  
 Delta Impact  
 Reporting Year  
 Year 1 (August 1, 2018 - July 31, 2019)

Plan Progress Reach Changes to Plan Adaptations Made Evaluation Questions Evaluation Plan Changes **Outcomes** Facilitators and Barriers

### Outcomes

Type	Outcome Examined	SEM Level	Population of Interest	Indicator Description	Year 5 Target	Unit	Current Value	Progress Notes	Action
									Actions

Showing 1 to 1 of 1 entries

Previous **1** Next

Figure 55 Annual Progress Report: Program and Policy Effort Section: Outcomes

Centers for Disease Control and Prevention  
CDC 2

Portal

ual P

Opportun  
act  
g Year  
gust 1, 2

ogress

Outcome

Out  
Exa

l to 1 of 1

to Sectio

Doe! Lc

d Barriers

Action

Actions →

OUS 1

### Add Outcomes

Type [Select one.]

Outcome Examined Outcome Examined...

SEM Level [Select one.]

Population of Interest Population of Interest...

Indicator Description Indicator Description...

Population of Interest Population of Interest...

Year 5 target

Unit [Select one.]

Current Value Current Value...

Progress Notes Progress Notes...

Close Save changes

Figure 56 Annual Progress Report: Program and Policy Effort Section: Outcomes: Add/Edit

## Annual Progress Report : Program or Policy Effort Section : Program 1 - Description of Program

Funding Opportunity  
 Delta Impact  
 Reporting Year  
 Year 1 (August 1, 2018 - July 31, 2019)

Plan Progress Reach Changes to Plan Adaptations Made Evaluation Questions Evaluation Plan Changes Outcomes **Facilitators and Barriers**

### Facilitators and Barriers

Type	Facilitator or Barrier	Potential or Actual Factor	Facilitator or Barrier Description	Needed Resources	Action Steps	Responsible Party	Impact	Action
								<input type="button" value="View"/> <input type="button" value="Edit"/>

Showing 1 to 1 of 1 entries

Figure 57 Annual Progress Report: Program and Policy Effort Section: Facilitators and Barriers

**Add Facilitator/Barrier** ✕

Facilitator or Barrier:

Potential or Actual Factor:

Facilitator or Barrier Description:

Needed Resources:

Action Steps:

Responsible Party:

Impact:

Figure 58 Annual Progress Report: Program and Policy Effort Section: Facilitators and Barriers: Add/Edit