

# ATTACHMENT B5- N-SSATS 2019 CATI QUESTIONNAIRE

**MPRID – MPRID**

**SCREEN:**

**MPRID**

**aCallsQL – Before proceeding with the interview we need to get the latest Facility information. To do this you need to click on the box with three dots in the input field.**

**SCREEN:**



**Before proceeding with the interview we need to get the latest Facility information. To do this you need to click on the box with three dots in the input field.**

**aBadSQL – There was a problem reading external database. Click on the box with three dots in the input field to exit the case and inform your supervisor of the problem reading the SQL database. Make note of the MPRID ([MPRID]) before exiting.**

**SCREEN:**

**There was a problem reading external database. Click on the box with three dots in the input field to exit the case and inform your supervisor of the problem reading the SQL database. Make note of the MPRID ([MPRID]) before exiting.**

**aSMSStatus – THIS CASE IS BEING RE-STATUSED TO [current N-SSATS Status Code of case without leading zeros] BY THE SMS**

**SCREEN:**

[If the case **is** suspended, then display: “📄 THIS CASE IS SUSPENDED.”]

[If the case is **not** suspended **AND** the case **does** have a [final N-SSATS Status Code](#), then display: “📄 THIS CASE IS BEING RE-STATUSED TO [current N-SSATS Status Code of case without leading zeros] BY THE SMS”]

[RB] **1. ENTER 1 TO CONTINUE**

## Sample\_Info (MainTab) – Directory Eligible, et al

### SCREEN:

<b>Directory Eligible:</b>	[IsDirectoryEligible as YES/NO]	
<b>State Approved:</b>	[IsStateApproved as YES/NO]	<b>Status:</b>
<b>Interviewer Group:</b>	[INTERVIEWER GROUP]	
<b>Respondent's Time:</b>	[Local time AND time zone, separated by spaces]	
<b>Days Since Left Msg:</b>	[# of days since last message was left]	
<b>Director's Name:</b>	[DirName]	<b>Phone Num:</b> [DirPhone]
<b>Previous Round RespName:</b>	[PrevRdRespName]	<b>Phone Num:</b> [PrevRdRespPhone]
<b>Current Round Resp Name:</b>	[CurrRdRespName]	<b>Phone Num:</b> [CurrRdRespPhone]
<b>Facility Name:</b>	[Facility Name 1]	
<b>Current Address:</b>	[Location Address Line 1] [Location City], [Location State] [Location Zip]	

<b>Facility Telephone Num:</b>	[FacPhone]	<b>Ext:</b> [Facility Phone Number Extension]
<b>Dialing Telephone Num:</b>	[DialPhone]	<b>Ext:</b> [Dialing Phone Number Extension]
<b>Parent ID:</b>	[ParentID]	
<b>Block A Note:</b>	[BlkANt]	
<b>Block A Note Date:</b>	[BlkANtDtTm]	
<b>Locating Note:</b>	[LocNt]	
<b>Locating Note Date:</b>	[LocNtDtTm]	

 CONFIRM THE FACILITY INFORMATION ON THIS SCREEN WITH THE RESPONDENT

## CaseHistory (MainTab) – Case History

### SCREEN:

[Display the following fields and the full dialing history of the case, where the column headers are in red text, and the data rows are in black text.]

Date/Time  
Phone  
Outcome  
WhoMade  
Appt  
Notes

## MakeDialPhone – Phone Number Details

### SCREEN:

[FinalizedMessage]

PHONE NUMBER DETAILS:

CALL CENTER DIAL PREFIX = [DialPrefix]

PHONE NUMBER = [Dialing Phone Number]

EXTENSION = [Dialing Phone Number Extension]

[RB] 1. AUTO DIAL

[RB] 3. QUICK EXIT

[RB] 2. MANUAL DIAL

[RB] 4. RESPONDENT CALLING IN

## DialResult – CODE RESULT OF DIALING

### SCREEN:



#### CODE RESULT OF DIALING

[RB] 1. SOMEONE ANSWERS

[RB] 2. NO ANSWER

[RB] 3. BUSY

[RB] 4. ANSWERING MACHINE

[RB] 5. ANSWERING SERVICE

[RB] 6. PRIVACY MANAGER

[RB] 7. PHONE/LINE PROBLEMS

[RB] 8. CHANGED TO NEW NUMBER

[RB] 9. NEED TO REDIAL NUMBER



**PhoneNumber[1] (MainTab) – Please give me the telephone number, area code first.**

**SCREEN:**

**Please give me the telephone number, area code first.**

**HaveExten[1] (MainTab) – Is there an extension number?**

**SCREEN:**

TELEPHONE NUMBER: [PhoneNumber[1] (MainTab), as “###-###-####”]

**Is there an extension number?**

[RB] **1. YES**

[RB] **0. NO**

## **Extension[1] (MainTab) – What is the extension number?**

### **SCREEN:**

TELEPHONE NUMBER: [PhoneNumber[1] (MainTab), as “###-###-####”]

**What is the extension number?**

**Confirm[1] (MainTab) – CONFIRM THE INFO ABOVE WITH THE RESPONDENT, THEN PRESS ENTER.**

**SCREEN:**

TELEPHONE NUMBER: [Dialing Phone Number, as “###-###-####”]

EXTENSION: [Dialing Phone Number Extension]

COUNTRY CODE: [CountryCode]

TIME ZONE: [aTimeZone]

OBSERVE DST: [ObserveDST]

TYPE OF PHONE: [PhoneType]

TIME OF DAY: [TimeOfDay]



CONFIRM THE INFO ABOVE WITH THE RESPONDENT, THEN PRESS ENTER.

**Verified – DID RECORDING VERIFY [Facility Name 1 AND Facility Name 2, separated by a space] AT THIS NUMBER.**

**SCREEN:**

 DID RECORDING VERIFY [Facility Name 1 AND Facility Name 2, separated by a space] AT THIS NUMBER.

[RB] **1. YES**

[RB] **0. NO**

**AnsService – Is this the answering service for [Facility Name 1 AND Facility Name 2, separated by a space]?**

**SCREEN:**

**Is this the answering service for [Facility Name 1 AND Facility Name 2, separated by a space]?**

[RB] 1. YES, FACILITY's ANSWERING SERVICE    [RB] 2. NO, DEFINITELY NOT FACILITY's ANSWERING SERVICE    [RB] 3. DON'T KNOW, WOULDN'T SAY, NO NAME WAS GIVEN

**AnsOther – PLEASE ENTER WHAT WAS SAID.**

**SCREEN:**



PLEASE ENTER WHAT WAS SAID.

## PhoneProb – CODE PHONE PROBLEM

### SCREEN:

 CODE PHONE PROBLEM

[RB] 1. NOT-IN-SERVICE; DISCONNECTED,  
NON-WORKING

[RB] 2. TEMPORARILY NOT-IN-SERVICE

[RB] 3. CIRCUIT PROBLEMS; CIRCUITS  
OVERLOADED

[RB] 4. FAST BUSY; FAST RING; NO RING

[RB] 5. COMPUTER/FAX LINE

[RB] 6. PAGER

[RB] 7. CELL PHONE

[RB] 8. OTHER PHONE DEVICE



**Hello – Hello, my name is [INTERVIEWER NAME] and I am calling concerning the Federal Government's annual survey of substance abuse treatment providers, called N-SSATS or the National Survey of Substance Abuse Treatment Services. The N-SSATS survey is sponsored by SAMHSA, the Substance Abuse and Mental Health Services Administration.**

**SCREEN:**

**Hello, my name is [INTERVIEWER NAME] and I am calling concerning the Federal Government's annual survey of substance abuse treatment providers, called N-SSATS or the National Survey of Substance Abuse Treatment Services. The N-SSATS survey is sponsored by SAMHSA, the Substance Abuse and Mental Health Services Administration.**




**PRESS ENTER TO CONTINUE**

**Confirm[R] – Is this [FacName1 FacName2] located at [FacAddressLine1] ...**

**SCREEN:**

**Is this [FacName1 FacName2] located at  
[FacAddressLine1]  
[FacAddressLine2]  
[FacAddress City, FacAddressState, FacAddressZip]?**

 N-SSATS is the only source of data on all known substance abuse treatment programs in the nation. Your participation will make a difference.

[RB] 1. INFORMATION IS CORRECT

[RB] 2. CORRECT FACILITY, BUT NEEDS  
NAME/ADDRESS UPDATE

[RB] 3. WRONG NUMBER

[RB] 4. HUNG UP DURING INTRODUCTION

**GetDir – May I speak with [RESPONDENT SALUTATION AND NAME] regarding this facility’s 2019 N-SSATS survey?**

**SCREEN:**

**May I speak with [RESPONDENT SALUTATION AND NAME] regarding this facility’s 2019 N-SSATS survey?**

**[RB] 1. SPEAKING WITH FACILITY  
DIRECTOR/APPROPRIATE PERSON**

**[RB] 2. CONNECTED TO FACILITY  
DIRECTOR/APPROPRIATE PERSON**

**[RB] 3. FACILITY DIRECTOR NOT AVAILABLE**

**[RB] 4. ANSWERING MACHINE**

**Hello2 – Hello, my name is [INTERVIEWER NAME] and I am calling concerning the Federal Government's annual survey of substance abuse treatment providers, called N-SSATS or the National Survey of Substance Abuse Treatment Services. The N-SSATS survey is sponsored by SAMHSA, the Substance Abuse and Mental Health Services Administration.**

**SCREEN:**

**Hello, my name is [INTERVIEWER NAME] and I am calling concerning the Federal Government's annual survey of substance abuse treatment providers, called N-SSATS or the National Survey of Substance Abuse Treatment Services. The N-SSATS survey is sponsored by SAMHSA, the Substance Abuse and Mental Health Services Administration.**



**PRESS ENTER TO CONTINUE**

**Sorry – I’m sorry. Thank you for your time.**


**SCREEN:**

**I’m sorry. Thank you for your time.**

**Received – All facilities providing substance abuse treatment services were recently sent the 2019 N-SSATS packet. Did your facility receive that?**

**SCREEN:**

**All facilities providing substance abuse treatment services were recently sent the 2019 N-SSATS packet. Did your facility receive that?**

 **READ, IF NECESSARY:** The survey packet your facility was mailed, contained:

1. Letters requesting your facility's participation from SAMHSA and your State or Federal Agency.
2. A yellow fact sheet with frequently asked questions and their answers.
3. A pink flyer with information on how to complete this year's survey on the Internet.
4. The 2016 National Profile, National Survey of Substance Abuse Treatment Services (N-SSATS).

[RB] 1. RECEIVED PACKET

[RB] 2. DID NOT RECEIVE OR NOT CERTAIN

[RB] 3. NO LONGER PROVIDES SUBSTANCE  
ABUSE TREATMENT

[RB] 4. NEVER PROVIDED SUBSTANCE ABUSE  
SERVICES

[RB] 5. DUPLICATE FACILITY

[RB] 6. MERGED WITH ANOTHER FACILITY

[RB] 7. FACILITY CLOSED/NO LONGER  
EXISTS

[RB] 8. SATELLITE FACILITY

[RB] 9. FACILITY IS A JAIL/PRISON

[RB] 10. CLIENT COUNTS REPORTED BY  
ANOTHER FACILITY

**Intro – Recently your facility was mailed a letter from Cathie Alderks at SAMHSA along with a letter from your State or Federal Agency Substance Abuse Director. Both letters requested the participation of your facility in the 2019 N-SSATS. We are calling at this time to complete the survey. Is this a good time?**

**SCREEN:**

Recently your facility was mailed a letter from Cathie Alderks at SAMHSA along with a letter from your State or Federal Agency Substance Abuse Director. Both letters requested the participation of your facility in the 2019 N-SSATS. We are calling at this time to complete the survey. Is this a good time?



CONFIRM THE FACILITY INFORMATION ON THE MPRContact.Review TAB WITH THE RESPONDENT.



IF RESPONDENT INDICATES THEIR CLIENT COUNTS WILL BE REPORTED BY ANOTHER FACILITY, READ: **Putting the client information aside, it is important for every facility to answer a few questions regarding the specific characteristics of the ir facility - even if an administrative unit or parent facility will report your client information for you. Could I ask you these questions now? It will only take about 15 minutes.**

[RB] 1. YES, CONTINUE

[RB] 2. SCHEDULE CALLBACK AT  
CONVENIENT TIME

[RB] 3. COMPLETING ON THE WEB

[RB] 4. NO LONGER PROVIDES SUBSTANCE  
ABUSE TREATMENT

[RB] 5. NEVER PROVIDED SUBSTANCE ABUSE  
SERVICES

[RB] 6. DUPLICATE FACILITY

[RB] 7. MERGED WITH ANOTHER FACILITY

[RB] 8. FACILITY CLOSED/NO LONGER  
EXISTS

[RB] 9. SATELLITE FACILITY

[RB] 10. WRONG NUMBER

[RB] 11. COMPLETING BY MAIL

[RB] 12. FACILITY IS A JAIL/PRISON

**Good – Good, I am glad to hear that your facility received the packet. Have you had a chance to complete the survey online? If you would like, we could complete it by phone right now, or you could complete it on the Web. Since there are no client counts this year, and most of the questions are pre--filled for you if you completed last year’s survey, the Web is the most efficient way to complete the survey.**

**SCREEN:**

**Good, I am glad to hear that your facility received the packet. Have you had a chance to complete the survey online? If you would like, we could complete it by phone right now, or you could complete it on the Web. Since most of the questions are pre-filled for you if you completed last year’s survey, the Web is the most efficient way to complete the survey.**

 IF COMPLETED ON THE WEB, ASK WHEN THE SURVEY WAS COMPLETED.

[RB] 1. NOT COMPLETED

[RB] 2. COMPLETED ON THE WEB

[RB] 3. PREFERS TO DO ON WEB (WEB  
SURVEY AT: [Survey Website URL]

[RB] 4. PROBLEM COMPLETING ON WEB  
WANTS HELP

[RB] 5. PREFERS TO COMPLETE  
SURVEY NOW BY PHONE



**When – Do you have any questions about completing the survey that I might be able to help you with?**

**SCREEN:**

**Do you have any questions about completing the survey that I might be able to help you with?**

 ANSWER RESPONDENT'S QUESTIONS OR SEEK YOUR SUPERVISOR'S ASSISTANCE.

**If you would prefer to complete it on the Web now, it is the most efficient way to complete the survey. Many of the questions are already pre-filled with your responses from last year's survey, to save you time. I can give you the log-on information you'll need. Would you like that information now?**

 WEB SURVEY AT [Survey Website URL]  
User ID: [MPRID] and Password: [Password]

**Considering the other demands on your time, when do you think you might have a few minutes to finish the survey?**

 ENTER NUMBER OF WEEKS BEFORE CALLING BACK.

**Verify – Let me verify the mailing address we have for your facility, we have...**

**SCREEN:**

**Let me verify the mailing address we have for your facility, we have...**

**MAIL ADDRESS:**

**[Director First Name, Middle Initial, AND Last Name, separated by spaces] (Current Facility Director) at**

**[Mailing Address Line 1]**

**[Mailing Address Line 2]**

**[Mailing City], [Mailing State] [Mailing Zip]**

**Is that correct?**

**[RB] 1. YES**

**[RB] 2. NO**

**[RB] 3. PREFERS TO DO ON WEB (WEB  
SURVEY AT [Survey Website URL])**

**[RB] 4. PROBLEM COMPLETING ON WEB  
WANTS HELP**

**[RB] 5. PREFERS TO COMPLETE THE  
SURVEY NOW BY PHONE**

**AddrCheck – The address we have is :**

**SCREEN:**

**The address we have is :**

**[Mailing Address Line 1]**

**[Mailing Address Line 2]**

**[Mailing City] [Mailing State] [Mailing Zip]**

**Is that correct?**

 **PLEASE CONFIRM FULL ADDRESS. IF RESPONDENT REFUSES TO CONFIRM ADDRESS, ASK WHICH ADDRESS THEY WOULD LIKE THE REMAILED PACKET SENT TO. IF RESPONDENT DOESN'T KNOW CORRECT MAILING ADDRESS, ASK IF THERE IS SOMEONE ELSE AVAILABLE WHO WOULD BE FAMILIAR WITH THE INFORMATION.**

**[RB] 1. YES**

**[RB] 0. NO**

**Remail – We will mail a new packet immediately. If you have any questions when you receive the packet, please call the toll-free N-SSATS helpline that is indicated on the survey.**

**SCREEN:**

**We will mail a new packet immediately. If you have any questions when you receive the packet, please call the toll-free N-SSATS helpline that is indicated on the survey.**

**If you prefer, you can complete the survey on the Web and I can give you the log-on information you'll need. The Web is the most efficient way to complete the survey. Many of the questions are already pre-filled with your responses from last year's survey, to save you time. Would you like that information now?**

 **WEB SURVEY AT [Survey Website URL]  
User ID: [MPRID] and Password: [Password]**

**RE1 – We’ll watch for that information to come in.**

**SCREEN:**

**We’ll watch for that information to come in.**

**Putting the client information aside, it is important for every facility to answer a few questions regarding the specific characteristics of their facility – even if an administrative unit or parent facility will report your client information for you. Could I ask you these questions now? It will only take about 15 minutes.**

[RB] 1. YES

[RB] 2. NO, NOT A CONVENIENT TIME

[RB] 3. NO, NOT THE PROPER PERSON TO TALK WITH

[RB] 4. NO, WILL COMPLETE ON WEB

**RE3 – Who could answer facility-specific questions such as which types of services are offered at this facility?**

**SCREEN:**

**Who could answer facility-specific questions such as which types of services are offered at this facility?**

 **WRITE DOWN THE NEW PERSON'S NAME, AND INCLUDE IT IN THE CASE NOTES WHEN YOU CLOSE THIS CASE.**

**RE4 – Could I please speak with that person?**

**SCREEN:**

**Could I please speak with that person?**

[RB] **1. YES**

[RB] **2. NOT AVAILABLE**

[RB] **3. CONNECTED TO ANSWERING  
MACHINE**

**RE5 – Hello, my name is [INTERVIEWER NAME] and I am calling on behalf of the Federal Government’s annual survey called the National Survey of Substance Abuse Treatment Services. This survey is sponsored by SAMHSA, the Substance Abuse and Mental Health Services Administration. I have a few questions I’d like to ask you. It will only take about 15 minutes. Is now a good time?**

**SCREEN:**

**Hello, my name is [INTERVIEWER NAME] and I am calling on behalf of the Federal Government’s annual survey called the National Survey of Substance Abuse Treatment Services. This survey is sponsored by SAMHSA, the Substance Abuse and Mental Health Services Administration. I have a few questions I’d like to ask you. It will only take about 15 minutes. Is now a good time?**

[RB] 1. YES, CONTINUE

[RB] 2. NO, NOT A CONVENIENT TIME

[RB] 3. NO, WILL COMPLETE ON WEB



**vJail – Just to confirm, this facility provides substance abuse treatment services **only** to incarcerated persons or juvenile detainees. Is that correct?**

**SCREEN:**

**Just to confirm, this facility provides substance abuse treatment services **only** to incarcerated persons or juvenile detainees.**

**Is that correct?**

**[RB] 1. YES, THAT IS CORRECT**

**[RB] 0. NO, THAT IS NOT CORRECT**

**Duplicate – Which facility is a duplicate of this one?**

**SCREEN:**

**Which facility is a duplicate of this one?**



PRESS ENTER TO CHOOSE FROM LIST OR TO ENTER FACILITY INFO

**Merged – Which facility was this one merged with?**

**SCREEN:**


**Which facility was this one merged with?**

 **PRESS ENTER TO CHOOSE FROM LIST OR TO ENTER FACILITY INFO**

## Satellite – Which facility is this one associated with?

### SCREEN:

#### Which facility is this one associated with?

 For the purpose of this survey a satellite facility is one that does not have permanent staff on location. Often times staff will travel from another location to provide treatment on a limited schedule.

 PRESS ENTER TO CHOOSE FROM LIST OR TO ENTER FACILITY INFO

**MainFacility – May I have the name, address and phone number of the facility?**

**SCREEN:**

**May I have the name, address and phone number of the facility?**

**[RB] 1. ENTER 1 TO CONTINUE**

**Facility1 – What is the name of the facility? (1)**

**SCREEN:**

NAME OF FACILITY 1: [Facility1]

NAME OF FACILITY 2: [Facility2]

**What is the name of the facility?**

**Facility2 – What is the name of the facility? (2)**

**SCREEN:**

NAME OF FACILITY 1: [Facility1]

NAME OF FACILITY 2: [Facility2]

**What is the name of the facility?**

**Confirm[2] (MainTab) – CONFIRM THE FACILITY NAME ABOVE WITH THE RESPONDENT, THEN PRESS ENTER.**

**SCREEN:**

NAME OF FACILITY 1: [Facility1]

NAME OF FACILITY 2: [Facility2]



CONFIRM THE FACILITY NAME ABOVE WITH THE RESPONDENT, THEN PRESS ENTER.



## Address1 – What is the address?

### SCREEN:

FACILITY'S ADDRESS: [Address1]  
[Address2]

[City] [State] [ZipCode]

**What is the address?**

**Address2 – READ IF NECESSARY Second part of the address.**

**SCREEN:**

FACILITY'S ADDRESS: [Address1]  
[Address2]

[City] [State] [ZipCode]

 READ IF NECESSARY Second part of the address.

**City – Town or city?**

**SCREEN:**

FACILITY'S ADDRESS: [Address1]  
[Address2]

[City] [State] [ZipCode]

**Town or city?**

## State – State?

### SCREEN:

FACILITY'S ADDRESS: [Address1]  
[Address2]

[City] [State] [ZipCode]

#### State?

 USE TWO CHARACTER ABBREVIATION.

 PRESS ENTER TO ENTER A FOREIGN COUNTRY.

## **ZipCode – And what is the zip code?**

### **SCREEN:**

FACILITY'S ADDRESS: [Address1]  
[Address2]

[City] [State] [ZipCode]

**And what is the zip code?**

**Confirm[3] (MainTab) – CONFIRM THE ADDRESS ABOVE WITH THE RESPONDENT, THEN PRESS ENTER.**

**SCREEN:**

FACILITY'S ADDRESS [Address1]  
[Address2]

[City] [State] [ZipCode]

 CONFIRM THE ADDRESS ABOVE WITH THE RESPONDENT, THEN PRESS ENTER.

**PhoneNumber[2] (MainTab) – Please give me the telephone number, area code first?**

**SCREEN:**

**Please give me the telephone number, area code first?**

**HaveExten[2] (MainTab) – Is there an extension number?**

**SCREEN:**

TELEPHONE NUMBER: [PhoneNumber[2] (MainTab), as “###-###-####”]

**Is there an extension number?**

[RB] **1. YES**

[RB] **0. NO**



## **Extension[2] (MainTab) – What is the extension number?**

### **SCREEN:**

TELEPHONE NUMBER: [PhoneNumber[2] (MainTab), as “###-###-####”]

**What is the extension number?**

**Confirm[4] (MainTab) – CONFIRM THE INFO ABOVE WITH THE RESPONDENT, THEN PRESS ENTER.**

**SCREEN:**

TELEPHONE NUMBER: [PhoneNumber[2] (MainTab), as “###-###-####”]

EXTENSION: [Extension[2] (MainTab)]

COUNTRY CODE: [CountryCode]

TIME ZONE: [aTimeZone]

OBSERVE DST: [ObserveDST]

TYPE OF PHONE: [PhoneType]

TIME OF DAY: [TimeOfDay]



CONFIRM THE INFO ABOVE WITH THE RESPONDENT, THEN PRESS ENTER.

**Message\_R – \*\*\* REMINDER CALL MESSAGE \*\*\* ...**

**SCREEN:**

**\*\*\* REMINDER CALL MESSAGE \*\*\***

 **DID YOU LEAVE THE MESSAGE?**

**[RB] 1. YES**

**[RB] 0. NO**

**Message\_Q – \*\*\* QUESTIONNAIRE CALL MESSAGE \*\*\* ...**

**SCREEN:**

**\*\*\* QUESTIONNAIRE CALL MESSAGE \*\*\***

 **DID YOU LEAVE THE MESSAGE?**


**[RB] 1. YES**

**[RB] 0. NO**


**WebHelp – I’ll try to answer your questions, or I’ll find someone who can. What problems are you having completing the survey on the Web?**

**SCREEN:**

**I’ll try to answer your questions, or I’ll find someone who can. What problems are you having completing the survey on the Web?**

 WEB SURVEY AT [Survey Website URL] with User ID: [MPRID] and Password: [Password]

 RESPOND TO QUESTIONS. IF NECESSARY, SEEK YOUR SUPERVISOR’S ASSISTANCE.

 AFTER ANSWERING QUESTIONS, READ: **So you can reach us if you have additional questions about the survey or how to respond on the Web, please jot down our toll-free helpline. It is 1-888-324-8337.**

**Thanks[1] (MainTab) – Thank you so much for your time. Your responses are very important to the study and we look forward to receiving your completed survey.**

**SCREEN:**

**Thank you so much for your time. Your responses are very important to the study and we look forward to receiving your completed survey.**

 ENTER 1 TO CONTINUE

**Callback – USE THE 'APPOINTMENT' TAB ABOVE TO MAKE AN APPOINTMENT.**

**SCREEN:**





USE THE 'APPOINTMENT' TAB ABOVE TO MAKE AN APPOINTMENT.

## **BeginSurvey – Click on the three dots to connect to the Web Browser.**

### **SCREEN:**


[If Confirm[R] = “2”, then display: **Thank you for your time. Earlier, you mentioned that some contact information for your facility needs to be updated. I’d like to do that now.**]


 **Click on the three dots to connect to the Web Browser.**

 DO NOT CLICK THE THREE DOTS MORE THAN ONCE. IF NECESSARY, EXIT BLAISE AND RE-OPEN THE CASE TO RECONNECT TO THE BROWSER.

 YOU SHOULD HAVE ONLY ONE BROWSER WINDOW OPEN WHILE ACCESSING THE WEB INSTRUMENT.

 IF YOUR BROWSER DOES NOT APPEAR TO OPEN, CONFIRM IF THERE IS A BROWSER WINDOW MINIMIZED AT THE BOTTOM OF YOUR SCREEN. IF THERE IS, CLOSE IT.

 WHILE IN THE WEB INSTRUMENT, DO NOT CLOSE YOUR BROWSER WINDOW UNTIL THE CASE IS COMPLETE OR AFTER A BREAK OFF.

 IF YOU ARE UNABLE TO ACCESS THE WEB INSTRUMENT, OR HAVE ANY PROBLEMS OR QUESTIONS, CONTACT THE FLOOR SUPERVISOR IMMEDIATELY.



**aGetSMSStatus – Click on the three dots to get the SMS status.**

**SCREEN:**

 **Click on the three dots to get the SMS status.**

**aBadSQL2 – There was a problem reading external database. Click on the box with three dots in the input field to exit the case and inform your supervisor of the problem reading the SQL database. Make note of the MPRID ([MPRID]) before exiting.**

**SCREEN:**

**There was a problem reading external database. Click on the box with three dots in the input field to exit the case and inform your supervisor of the problem reading the SQL database. Make note of the MPRID ([MPRID]) before exiting.**

**ContinueStatus – Press 1 to Continue**

**SCREEN:**

**Press 1 to Continue**

**[RB] 1. ENTER 1 TO CONTINUE**

**StatusResult – INTERVIEWER: WAS THIS A ...**

**SCREEN:**

**INTERVIEWER: WAS THIS A ...**

**1. REFUSAL**

**2. APPOINTMENT**

**3. SUPERVISOR**

**4. REMINDER CALL COMPLETE**

**SelectRefusal – USE THE 'BREAKOFF' TAB ABOVE TO EXIT.**

**SCREEN:**



USE THE 'BREAKOFF' TAB ABOVE TO EXIT.

**SelectAppointment – USE THE 'APPOINTMENT' TAB ABOVE TO MAKE AN APPOINTMENT.**

**SCREEN:**



USE THE 'APPOINTMENT' TAB ABOVE TO MAKE AN APPOINTMENT.

**SupReviewA – THIS CASE WILL GO TO SUPERVISORY REVIEW.**

**SCREEN:**

 THIS CASE WILL GO TO SUPERVISORY REVIEW.

**[RB] 1. ENTER 1 TO CONTINUE**

## KindOfExit (MainTab) – RECORD THE KIND OF EXIT.

### SCREEN:

 RECORD THE KIND OF EXIT.

 THE WEB VERSION IS AVAILABLE. OFFER THE WEB OPTION.

 **If you prefer, you can complete the survey on the web.**

[RB] 1. REFUSES TO CONTINUE

[RB] 4. SEND TO SUPERVISOR REVIEW

[RB] 6. HUNG UP DURING INTRODUCTION

[RB] 2. RESPONDENT WILL CALL MPR

[RB] 5. RESPONDENT WILL COMPLETE ON THE

[RB] 3. RESPONDENT ON CELL PHONE

WEB



## WhoRefused (MainTab) – INDICATE WHO REFUSED.

### SCREEN:

 INDICATE WHO REFUSED.

 THE WEB VERSION IS AVAILABLE. OFFER THE WEB OPTION.

 **If you prefer, you can complete the survey on the web.**

[RB] 1. REFUSAL BY KNOWN RESPONDENT

[RB] 2. REFUSAL BY GATEKEEPER

[RB] 3. REFUSAL BY UNKNOWN PERSON

**RefusalReason (MainTab) – INDICATE THE REASON FOR THE REFUSAL.**

**SCREEN:**

 INDICATE THE REASON FOR THE REFUSAL.

[RB] 1. CONFIDENTIALITY

[RB] 2. NOT INTERESTED

[RB] 3. INTERVIEW TOO LONG

[RB] 4. DOESN'T BELIEVE STUDY WILL MAKE  
A DIFFERENCE

[RB] 5. DOESN'T LIKE TOPIC OR  
ORGANIZATION

[RB] 0. OTHER (GENERIC)

[RB] 98. DON'T CALL AGAIN

**RefusalSeverity (MainTab) – INDICATE SEVERITY OF THE REFUSAL.**

**SCREEN:**

 INDICATE SEVERITY OF THE REFUSAL.

[RB] 1. SOFT

[RB] 2. MEDIUM

[RB] 3. ADAMANT

**CallInInfo (MainTab) – You can call us back at 1-800-783-6483 and please use reference #[MPRID]. We look forward to hearing from you.**

**SCREEN:**


**You can call us back at 1-800-783-6483 and please use reference #[MPRID].  
We look forward to hearing from you.**

**[RB] 1. ENTER 1 TO CONTINUE**

**WebInfo (MainTab) – Okay, that would be fine. If you would prefer to complete it on the Web, I can give you the log-on information you’ll need. Would you like that information?**

**SCREEN:**

**Okay, that would be fine. If you would prefer to complete it on the Web, I can give you the log-on information you’ll need. Would you like that information?**

 WEB SURVEY AT [\[Survey Website URL\]](#) [*<Survey Website URL>*]  
User ID: [User ID] and Password: [Web Password]

**[RB] 1. ENTER 1 TO CONTINUE**

**ExitRemark (MainTab) – MAKE ANY EXIT REMARKS.**

**SCREEN:**

 MAKE ANY EXIT REMARKS.

**LeaveExit (MainTab) – YOU ARE NOW LEAVING THE EXIT MODULE.**

**SCREEN:**

 YOU ARE NOW LEAVING THE EXIT MODULE.

**[RB] 1. ENTER 1 TO CONTINUE**

**Thanks[2] (MainTab) – Thank you for your time.**

**SCREEN:**

**Thank you for your time.**

**[RB] 1. ENTER 1 TO CONTINUE**



**Finished – ENTER A REMARK FOR CASE [MPRID] AND GO TO THE NEXT FIELD TO SEE THE STATUS OF THE CASE.**

**SCREEN:**

ENTER A REMARK FOR CASE [MPRID] AND GO TO THE NEXT FIELD TO SEE THE STATUS OF THE CASE.

**aBadStatus – WARNING - NO STATUS CODE ASSIGNED. ...**

**SCREEN:**

**WARNING - NO STATUS CODE ASSIGNED.**

**NOTIFY YOUR SUPERVISOR IMMEDIATELY.**

**[RB] 1. ENTER 1 TO CONTINUE**

## LeaveCase – THE STATUS OF CASE [MPRID] IS: ...

### SCREEN:

THE STATUS OF CASE [MPRID] IS:

CODE = [new CODE]

CDSP = [new CDSP]

FINAL = [new FINAL]

NSSATS FINAL = [new N-SSATS Status Code of case without leading zeros;

EXCEPTION: when N-SSATS Status Code = "007", display "21" instead of "7"]

[RB] 1. ENTER 1 TO CONTINUE

## Make Appointment – Make Appointment

### SCREEN:

[Display the following fields, allowing the interviewer to set up an appointment with the respondent.]

Date

Type (Exact date, Period, Weekday, No date)

Month

Year

[Calendar allowing interviewer to show any date  $\geq$  System Date

Time

Type (Exact time, Day part, No time)

From (time)

To (time)

Summary [From and To date(s) and time(s) for appointment(s) selected]

[Btn: OK, Cancel, Today, Clear, Begin, Help]

**HardSoft – INTERVIEWER, PLEASE INDICATE THE KIND OF APPOINTMENT.**

**SCREEN:**

 **INTERVIEWER, PLEASE INDICATE THE KIND OF APPOINTMENT.**

**[RB] 1. FIRM APPOINTMENT**

**[RB] 2. MEDIUM APPOINTMENT**

**[RB] 3. SOFT APPOINTMENT**

**AskForWhom – Who should we ask for when calling back?**

**SCREEN:**

**Who should we ask for when calling back?**

**[RB] 1. ENTER 1 TO CONTINUE**

**FirstName (Appointment) – First name?**

**SCREEN:**

NAME: [FirstName, MiddleName, **AND** LastName (all Appointment), separated by spaces]

**First name?**

**MiddleName (Appointment) – Middle initial?**

**SCREEN:**

NAME: [FirstName, MiddleName, AND LastName (all Appointment), separated by spaces]

**Middle initial?**



**LastName (Appointment) – Last name?**

**SCREEN:**

NAME: [FirstName, MiddleName, **AND** LastName (all Appointment), separated by spaces]

**Last name?**

**Confirm[1] (Appointment) – CONFIRM THE NAME ABOVE WITH THE RESPONDENT, THEN PRESS ENTER.**

**SCREEN:**

NAME: [FirstName, MiddleName, **AND** LastName (all Appointment), separated by spaces]

 CONFIRM THE NAME ABOVE WITH THE RESPONDENT, THEN PRESS ENTER.

**PhoneNumber (Appointment) – Please change the number if needed, area code first.**

**SCREEN:**

TELEPHONE NUMBER: [PhoneNumber (Appointment)]  
**Please change the number if needed, area code first.**

**Extension (Appointment) – What is the extension number?**

**SCREEN:**

TELEPHONE EXTENSION:

**What is the extension number?**

**Confirm[2] (Appointment) – CONFIRM THE INFO ABOVE WITH THE RESPONDENT, THEN PRESS ENTER.**

**SCREEN:**

**PHONE NUMBER:** [PhoneNumber (Appointment)]

**EXTENSION:** [Extension (Appointment)]



CONFIRM THE INFO ABOVE WITH THE RESPONDENT, THEN PRESS ENTER.

**Thanks (Appointment) – Thank you for your time.**

**SCREEN:**

**Thank you for your time.**

 **ENTER ANY NOTES OR COMMENTS IN THE FOLLOWING REMARKS FIELD BEFORE ENTERING CODE TO END INTERVIEW.**

**[RB] 1. ENTER 1 TO CONTINUE**

**ApptRemark – MAKE ANY GENERAL APPOINTMENT REMARKS.**

**SCREEN:**

 **MAKE ANY GENERAL APPOINTMENT REMARKS.**

**LeaveAppt – YOU ARE NOW LEAVING THE APPOINTMENT MODULE.**

**SCREEN:**

 **YOU ARE NOW LEAVING THE APPOINTMENT MODULE.**

**[RB] 1. ENTER 1 TO CONTINUE**