



U.S. Citizenship and
Immigration Services

N-600: Application for Certificate of Citizenship

**United States Citizenship and
Immigration Services**



Application for Certificate of Citizenship

N-600

The Application for Certificate of Citizenship (N-600) is used to obtain a Certificate of Citizenship which serves as evidence of your or your child's U.S. citizenship. You may file this application if you were born abroad and are claiming U.S. citizenship at birth through your parents. You may also file this application to obtain evidence of citizenship if you automatically became a U.S. citizen by operation of law after your birth but before you turned 18 years of age. A parent or guardian may also file this application on behalf of a minor child.

Please note that USCIS does not issue Certificates of Citizenship in cases where the person became a U.S. citizen based on birth in the United States. USCIS only issues Certificates of Citizenship to those individuals who were born abroad but are U.S. citizens at birth through their parents, or who became citizens after birth but before the age of 18.

Learn more about [applying for a Certificate of Citizenship](#)



Before you start your application



Eligibility



Completing your form online



Filing online

Submitting your application online is the same as mailing in a completed paper form. They both gather the same information and cost the same.



Provide as many responses as you can

You should provide as many responses as you can. Incomplete fields or sections and missing information can slow down the process after you submit your form. If you do not finish your form in one session, you can sign in to your account to continue where you left off.



We will automatically save your responses

We will automatically save your information when you select next to go to a new page or navigate to another section of the form. Your responses will be saved for 30 days. You can sign in to your account at anytime to continue where you left off.

N-600: Getting Started - Basis for eligibility



applicant > forms@test.com > 42c86157-f684-4de9-a4e5-8e781d40c063

Getting Started

About You

Your Family

Your Request

Evidence

Additional Explanation

Review and Submit

Basis for eligibility


Preparer and interpreter
information

What is your basis for eligibility?

- I am a BIOLOGICAL child of a U.S. citizen parent
- I am an ADOPTED child of a U.S. citizen parent
- Other

Have you previously applied for a Certificate of Citizenship or a U.S. Passport?

- Yes
- No

 You may not be eligible to file an Application for Certificate of Citizenship (N-600)

N-600: Getting Started – Preparer and interpreter information



applicant > forms@test.com > 42c86157-f684-4de9-a4e5-8e781d40c063

Getting Started

About You

Your Family

Your Request

Evidence

Additional Explanation

Review and Submit

Basis for eligibility

Preparer and interpreter
information

Is someone assisting you with completing this application?

- Yes
 No

Is a preparer assisting you with completing this application?

A preparer is anyone who completes or helps you complete all or part of your application using information and answers that you provide.

- Yes
 No

N-600: Getting Started – Preparer information (conditional)



applicant > forms@test.com > 42c86157-f684-4de9-a4e5-8e781d40c063

Getting Started

About You

Your Family

Your Request

Evidence

Additional Explanation

Review and Submit

Basis for eligibility

Preparer and interpreter
information

Preparer information

Interpreter information

What is your preparer's full name?

Given name (first name)

Family name (last name)

What is your preparer's business or
organization name?

My preparer is not part of a business or organization.

What is your preparer's mailing address?



applicant > forms@test.com > 42c86157-f684-4de9-a4a5-8e781d40c063

Getting Started

About You

Your Family

Your Request

Evidence

Additional Explanation

Review and Submit

Basis for eligibility

Preparer and interpreter information

Preparer information

Interpreter information

What is your interpreter's full name?

Given name (first name)

Family name (last name)

What is your interpreter's business or organization name?

My Interpreter is not part of a business or organization.

What is your interpreter's mailing address?

Country

N-600: About you – Your name



applicant > forms@test.com > 42c86157-f684-4de9-e4e5-8e781d40c063

[Getting Started](#)

[About You](#)

[Your Family](#)

[Your Request](#)

[Evidence](#)

[Additional Explanation](#)

[Review and Submit](#)

Your name

[Your contact information](#)

[Additional information](#)

[Your immigration
information](#)

[Describe yourself](#)

What is your current legal name?

Your current legal name is the name on your birth certificate, unless it changed after birth by a legal action such as marriage, adoption, or court order. Do not provide any nicknames here.

Given name (first name)

Middle name (if applicable)

Family name (last name)

What is your name exactly as it appears on your Permanent Resident Card?

Provide your name exactly as it appears on your Permanent Resident Card, even if it is misspelled. Type "N/A" if you do not have

N-600: About you – Your contact information



Application for Certificate of Citizenship
(N-600)

[My Account](#) ▾

[Resources](#) ▾

[applicant](#) > [forms@test.com](#) > 42c86157-f684-4de9-a4e5-8e781d40c063

[Getting Started](#)

[About You](#)

[Your Family](#)

[Your Request](#)

[Evidence](#)

[Additional Explanation](#)

[Review and Submit](#)

[Your name](#)

[Your contact information](#)

[Additional information](#)

[Your immigration information](#)

[Describe yourself](#)

What is your current mailing address?

We will use your current mailing address to contact you throughout the application process. We may not be able to contact you if you do not provide a complete and valid address.

In care of name (if any)

Country

Address line 1

Street number and name

Address line 2

N-600: About you – Additional information



applicant > forms@test.com > 42c86157-f684-4de9-a4e5-8e781d40c063

[Getting Started](#)

[About You](#)

[Your Family](#)

[Your Request](#)

[Evidence](#)

[Additional Explanation](#)

[Review and Submit](#)

[Your name](#)

[Your contact information](#)

[Additional information](#)

[Your immigration
information](#)

[Describe yourself](#)

What is your date of birth?

01/01/2000

What is your country of birth?

Were you adopted?

Yes

No

N-600: About you – Your immigration information



applicant > forms@test.com > 42c86157-f684-4de9-e4e5-8e781d40c063

Getting Started

About You

Your Family

Your Request

Evidence

Additional Explanation

Review and Submit

Your name

Your contact information

Additional information

Your immigration information

Describe yourself

What is your A-Number?

Your A-Number is located on your Permanent Resident Card (formerly known as the Alien Registration Card or referred to as the Green Card), and consists of a 7, 8, or 9-digit number.

The A-Number may be located on the front or back of the card, depending on when the card was issued.

Where to find your A-Number



N-600: About You – Describe yourself



applicant > forms@test.com > 42c86157-f684-4de9-a4e5-8e781d40c063

[Getting Started](#)

About You

[Your Family](#)

[Your Request](#)

[Evidence](#)

[Additional Explanation](#)

[Review and Submit](#)

[Your name](#)

[Your contact information](#)


[Additional information](#)

[Your immigration
information](#)

[Describe yourself](#)

What is your gender?

- Female
- Male

 You should provide your gender

You can continue filling out your application and submit it. However, missing information can slow down the process after you submit your form.

What is your ethnicity?

Hispanic or Latino refers to a person of Cuban, Mexican, Puerto Rican, South or Central American, or other Spanish culture or origin,

N-600: Your Family - Parents



[applicant](#) > [forms@test.com](#) > 42c86157-f684-4de9-e4e5-8e781d40c063

[Getting Started](#)

[About You](#)

[Your Family](#)

[Your Request](#)

[Evidence](#)

[Additional Explanation](#)

[Review and Submit](#)

Parents

[U.S. citizen father
information](#)

[U.S. citizen mother
information](#)

[Parent's military service](#)

[Parent's physical
presence](#)

Were your parents married to each other
when you were born (or adopted)?

- Yes
- No
-

Did your parents marry after you were born?

- Yes
- No
-

Do you regularly reside in the United States
in the legal and physical custody of your U.S.

N-600: Your Family – U.S. citizen father information



applicant > forms@test.com > 42c86157-f684-4de9-e4e5-8e781d40c063

[Getting Started](#)

[About You](#)

[Your Family](#)

[Your Request](#)

[Evidence](#)

[Additional Explanation](#)

[Review and Submit](#)

[Parents](#)

**[U.S. citizen father
information](#)**

[U.S. citizen mother
information](#)

[Parent's military service](#)

[Parent's physical
presence](#)

Complete this section if you are claiming citizenship through a U.S. biological father (or adoptive father), or provide information about yourself if you are a U.S. citizen father applying for a Certificate of Citizenship on behalf of your minor biological child or adopted child.

What is your U.S. citizen father's current legal name?

Your father's legal name is the name on his birth certificate, unless it changed after birth by legal action such as marriage or court order. Do not provide a nickname here.

Given name (first name)

Middle name (if applicable)

Family name (last name)

N-600: Your Family – U.S. citizen father information page 2



applicant > forms@test.com > 42c86157-f684-4de9-e4e5-8e781d40c063

Getting Started

About You

Your Family

Your Request

Evidence

Additional Explanation

Review and Submit

Parents

**U.S. citizen father
information**

U.S. citizen mother
information

Parent's military service

Parent's physical
presence

What is your father's country of citizenship or nationality?

Has your father ever lost U.S. citizenship or taken any action that would cause loss of U.S. citizenship?

- Yes
- No



applicant > forms@test.com > 42c86157-f684-4de9-a4e5-8e781d40c063

[Getting Started](#)

[About You](#)

[Your Family](#)

[Your Request](#)

[Evidence](#)

[Additional Explanation](#)

[Review and Submit](#)

[Parents](#)

**[U.S. citizen father
information](#)**

[U.S. citizen mother
information](#)

[Parent's military service](#)

[Parent's physical
presence](#)

How many times has your U.S. citizen father
been married?

Include annulled marriages and marriages to the same person.

What is your U.S. citizen father's current
marital status?

- Single, never married
- Married
- Divorced
- Widowed
- Marriage annulled

N-600: Your Family – U.S. citizen mother information



applicant > forms@test.com > 42c86157-f684-4de9-a4e5-8e781d40c063

Getting Started

About You

Your Family

Your Request

Evidence

Additional Explanation

Review and Submit

Parents

U.S. citizen father
information

**U.S. citizen mother
information**

Parent's military service

Parent's physical
presence

Complete this section if you are claiming citizenship through a U.S. biological mother (or adoptive mother), or provide information about yourself if you are a U.S. citizen mother applying for a Certificate of Citizenship on behalf of your minor biological child or adopted child.

What is your U.S. citizen mother's current legal name?

Your mother's legal name is the name on her birth certificate, unless it changed after birth by legal action such as marriage or court order. Do not provide a nickname here.

Given name (first name)

Middle name (if applicable)

Family name (last name)

N-600: Your Family – U.S. citizen mother information page 2



applicant > forms@test.com > 42c86157-f684-4de9-a4e5-8e781d40c063

Getting Started

About You

Your Family

Your Request

Evidence

Additional Explanation

Review and Submit

Parents

U.S. citizen father
information

**U.S. citizen mother
information**

Parent's military service

Parent's physical
presence

What is your mother's country of citizenship or nationality?

Has your mother ever lost U.S. citizenship or taken any action that would cause loss of U.S. citizenship?

- Yes
- No

N-600: Your Family – U.S. citizen mother information page 3



applicant > forms@test.com > 42c86157-f684-4de9-a4a5-8e781d40c063

Getting Started

About You

Your Family

Your Request

Evidence

Additional Explanation

Review and Submit

Parents

U.S. citizen father
information

**U.S. citizen mother
information**

Parent's military service

Parent's physical
presence

How many times has your U.S. citizen mother
been married?

Include annulled marriages and marriages to the same person.

What is your U.S. citizen mother's current
marital status?

- Single, never married
- Married
- Divorced
- Widowed
- Marriage annulled

N-600: Your Family – U.S. citizen mother information page 4



applicant > forms@test.com > 42c86157-f684-4de9-e4e5-8e781d40c063

[Getting Started](#)

[About You](#)

[Your Family](#)

[Your Request](#)

[Evidence](#)

[Additional Explanation](#)

[Review and Submit](#)

[Parents](#)

[U.S. citizen father
information](#)

**[U.S. citizen mother
information](#)**

[Parent's military service](#)

[Parent's physical
presence](#)

What is your mother's spouse's date of birth?

What is your mother's spouse's country of birth?

What is your mother's spouse's country of citizenship or nationality?

N-600: Your Family – Parent’s military service



applicant > forms@test.com > 42c86157-f684-4de9-a4e5-8e781d40c063

Getting Started

About You

Your Family

Your Request

Evidence

Additional Explanation

Review and Submit

Parents

U.S. citizen father
information

U.S. citizen mother
information

Parent's military service

Parent's physical
presence

Did your U.S. citizen parent serve in the U.S.
Armed Forces?

- Yes
 No

Which parent served in the U.S. Armed
Forces?

- U.S. citizen father
 U.S. citizen mother

How was your U.S. citizen parent

N-600: Your Family - Dates of service page 1 (conditional)



applicant > forms@test.com > 42c86157-f684-4de9-e4e5-8e781d40c063

Getting Started

About You

Your Family

Your Request

Evidence

Additional Explanation

Review and Submit

Parents

U.S. citizen father
information

U.S. citizen mother
information

Parent's military service

Dates of service

Parent's physical
presence

What dates did your U.S. citizen parent serve in the U.S. Armed Forces?

Provide a full list of your U.S. citizen parent's dates of service

[Add entry](#)

Dates of service

From

MM/DD/YYYY

To

MM/DD/YYYY

- You must provide a response.

N-600: Your Family - Dates of service page 2 (conditional)



applicant > forms@test.com > 42c86157-f684-4de9-a4e5-8e781d40c063

Getting Started

About You

Your Family

Your Request

Evidence

Additional Explanation

Review and Submit

Parents

U.S. citizen father
information

U.S. citizen mother
information

Parent's military service

Dates of service

Parent's physical
presence

What dates did your U.S. citizen parent serve
in the U.S. Armed Forces?

Provide a full list of your U.S. citizen parent's dates of service

Dates of service

01/01/2018 - 06/01/2018

 Edit
 Delete

[+ Add another](#)

N-600: Your Family – Parent’s physical presence page 1



applicant > forms@test.com > 42c86157-f684-4de9-e4e5-8e781d40c063

[Getting Started](#)

[About You](#)

[Your Family](#)

[Your Request](#)

[Evidence](#)

[Additional Explanation](#)

[Review and Submit](#)

[Parents](#)

[U.S. citizen father
information](#)

[U.S. citizen mother
information](#)

[Parent's military service](#)

[Dates of service](#)

**[Parent's physical
presence](#)**

What dates did your U.S. citizen parent live in the United States?

Provide all the dates when your U.S. citizen biological father or U.S. citizen biological mother resided in the United States. Include all dates from your birth until the date you file your Application for Certificate of Citizenship (N-600).

Select which parent you will be providing information for

- U.S. citizen father
- U.S. citizen mother

[Next](#)

[Back](#)

N-600: Your Family – Parent’s physical presence page 2



applicant > forms@test.com > 42c86157-f684-4de9-a4e5-8e781d40c063

Getting Started

About You

Your Family

Your Request

Evidence

Additional Explanation

Review and Submit

Parents

U.S. citizen father
information

U.S. citizen mother
information

Parent's military service

Dates of service

**Parent's physical
presence**

What dates did your U.S. citizen parent live in the United States?

Provide all the dates when your U.S. citizen biological father or U.S. citizen biological mother lived in the United States. Include all dates from your birth until the date you file your Application for Certificate of Citizenship.

[Add entry](#)

Period of physical presence in the United States

From

MM/DD/YYYY

To

MM/DD/YYYY

- You must provide a response.

N-600: Your Family – Parent’s physical presence page 3



applicant > forms@test.com > 42c86157-f684-4de9-e4e5-8e781d40c063

Getting Started

About You

Your Family

Your Request

Evidence

Additional Explanation

Review and Submit

Parents

U.S. citizen father
information

U.S. citizen mother
information

Parent's military service

Dates of service



**Parent's physical
presence**

What dates did your U.S. citizen parent live in the United States?


Provide all the dates when your U.S. citizen biological father or U.S. citizen biological mother lived in the United States. Include all dates from your birth until the date you file your Application for Certificate of Citizenship.

Physical presence in the United States

03/01/2018 - 09/30/2018

 Edit
 Delete

01/01/2000 - 02/02/2018

 Edit
 Delete

N-600: Your Request – Current status

 Official website of the Department of Homeland Security

Sign Out



U.S. Citizenship
and Immigration
Services

Application for Certificate of Citizenship
(N-600)

My Account ▾

Resources

applicant > forms@test.com > 42c86157-f684-4de9-a4e5-8e781d40c063

Getting Started

About You

Your Family

Your Request

Evidence

Additional Explanation

Review and Submit

Current status

Request for certificate

What is your current immigration status?

- Non-Immigrant
- Lawful Permanent Resident
- Refugee/Asylee
- Other

On what date did you become a lawful permanent resident?

MM/DD/YYYY

• You should provide a response.

N-600: Your Request – Request for certificate



applicant > forms@test.com > 42c86157-f684-4de9-a4e5-8e781d40c063

[Getting Started](#)

[About You](#)

[Your Family](#)

[Your Request](#)

[Evidence](#)

[Additional Explanation](#)

[Review and Submit](#)

[Current status](#)

[Request for certificate](#)

Have you been absent from the United States since you first arrived?

- Yes
- No

[Next](#)

[← Back](#)



N-600: Evidence – Evidence to support your application



applicant > forms@test.com > 42c86157-f684-4de9-e4e5-8e781d40c063

Getting Started

About You

Your Family

Your Request

Evidence

Additional Explanation

Review and Submit

Evidence to support
your application

Secondary evidence

As part of applying for a Certificate of Citizenship, you will need to provide evidence to support your application. These documents help us evaluate your application and verify your answers.

You are required to provide several documents as part of submitting your application. You may also need to provide additional evidence, depending on how you answered some questions.

Do not send original documents to USCIS in the mail. Provide legible copies of your documents unless USCIS later requests original documents.

2"x2" photo of you

Upload a recent color photograph of yourself that measures 2 inches by 2 inches, with your face measuring 1 inch to 1 3/8 inch from your chin to the top of your head. Your eyes should be between 1 1/8 inch and 1 3/8 inch from the bottom of the photo.

Make sure your whole face is visible, you are facing the camera

N-600: Evidence – Secondary evidence



[applicant](#) > [forms@test.com](#) > 42c86157-f684-4de9-e4e5-8e781d40c063

[Getting Started](#)

[About You](#)

[Your Family](#)

[Your Request](#)

Evidence

[Additional Explanation](#)

[Review and Submit](#)

Evidence to support
your application

Secondary evidence

If a required document is unavailable, you must provide a typed or printed explanation of the reasons that document is unavailable and submit secondary evidence to establish eligibility. Secondary evidence must overcome the unavailability of the required documents. USCIS may request an original typed or printed statement from the appropriate government or other legal authority to support your claim that the documents are unavailable.

The following types of secondary evidence may be submitted to establish eligibility:

- *Baptismal certificate*
- *School record*
- *Census records*
- *Affidavits*

Baptismal certificate

Upload a copy or image of the certificate under the church seal where your baptism occurred showing your

N-600: Additional Explanation – Optional explanation



[applicant](#) > [forms@test.com](#) > [42c86157-f684-4de9-e4e5-8e781d40c063](#)

[Getting Started](#)

[About You](#)

[Your Family](#)

[Your Request](#)

[Evidence](#)

[Additional Explanation](#)

[Review and Submit](#)

Optional explanation

You may provide additional information for your application

If you need to provide any additional information for any of your answers to the questions in this form, enter it into the space below. You should include the questions that you are referencing.

If you do not need to provide any additional information, you may leave this section blank.

Additional information

[Next](#)

N-600: Review and Submit – Review your application (with hard stop errors)



[applicant](#) > [forms@test.com](#) > 42c86157-f684-4de9-e4e5-8e781d40c063

[Getting Started](#)

[About You](#)

[Your Family](#)

[Your Request](#)

[Evidence](#)

[Additional Explanation](#)

[Review and Submit](#)

[Review your application](#)


Check your application before you submit

We will review your application to check for accuracy and completeness before you submit it.

We encourage you to provide as many responses as you can throughout the application, to the best of your knowledge. Missing information can slow down the review process after you submit your application.

You can return to this page to review your application as many times as you want before you submit it.

[Your fee](#)

 Your form filing fee is: **\$1,170.00**

[Alerts and warnings](#)

N-600: Review and Submit – Review your application (without hard stop errors)



applicant > forms@test.com > 42c86157-f684-4de9-a4e5-8e781d40c063

Getting Started

About You

Your Family

Your Request

Evidence

Additional Explanation

Review and Submit

Review your application

Your application
summary

Preparer signature

Interpreter signature

Your signature

Check your application before you submit

We will review your application to check for accuracy and completeness before you submit it.

We encourage you to provide as many responses as you can throughout the application, to the best of your knowledge. Missing information can slow down the review process after you submit your application.

You can return to this page to review your application as many times as you want before you submit it.

Your fee

i Your form filing fee is: **\$1,170.00**

Alerts and warnings

A green alert means you have completed all required fields and

N-600: Review and Submit – Your application summary (will show all users' answers)



applicant > forms@test.com > 42c86157-f684-4de9-e4e5-8e781d40c063

Getting Started

About You

Your Family

Your Request

Evidence

Additional Explanation

Review and Submit

Review your application

Your application
summary

Preparer signature

Interpreter signature

Your signature

[Review the N-600 form information](#)

[Print](#)

Here is a summary of all the information you provided in your application.

Make sure you have provided responses for everything that applies to you before you submit your application. You can edit your responses by going to each application section using the site navigation.

We also prepared a draft case snapshot with your responses, which you can download below.

[View draft case snapshot](#)

Getting Started

What is your basis for eligibility?

I am a BIOLOGICAL child of a
U.S. citizen parent

Are you a member or veteran of any
branch of the U.S. Armed Forces?

No

Preparer or Interpreter

N-600: Review and Submit – Preparer signature page 1 (conditional)



applicant > forms@test.com > 42c86157-f684-4de9-e4e5-8e781d40c063

[Getting Started](#)

[About You](#)

[Your Family](#)

[Your Request](#)

[Evidence](#)

[Additional Explanation](#)

[Review and Submit](#)

[Review your application](#)

[Your application
summary](#)

[Preparer signature](#)

[Interpreter signature](#)

[Your signature](#)

Preparer's statement

Your preparer must read the statements below and select the statement that applies to him or her.

If your preparer is an attorney or accredited representative whose representation extends beyond preparation of this application, he or she may be obliged to submit a completed Notice of Entry of Appearance as Attorney or Accredited Representative (G-28) with your application.

- I am **not** an attorney or accredited representative but have prepared this application on behalf of the applicant and with the applicant's consent.
- I am an attorney or accredited representative and my representation of the applicant in this case does not extend beyond the preparation of this application.
- I am an attorney or accredited representative and my representation of the applicant in this

N-600: Review and Submit – Preparer signature page 2 (conditional)

Official website of the Department of Homeland Security

Sign Out



U.S. Citizenship
and Immigration
Services

Application for Certificate of Citizenship
(N-600)

My Account ▾

Resources ▾

applicant > forms@test.com > 42c86157-f684-4de9-e4e5-8e781d40c063

Getting Started

About You

Your Family

Your Request

Evidence

Additional Explanation

Review and Submit

Review your application

Your application
summary

Preparer signature

Interpreter signature

Your signature

Preparer's signature upload

Scan and upload your preparer's completed signature page below.



Drag files here or [choose a file](#)

Maximum size: 6MB per file

Accepted formats: JPG, JPEG, PDF, TIF, or TIFF

No encrypted or password-protected files

Next

N-600: Review and Submit – Interpreter signature page 1 (conditional)



applicant > forms@test.com > 42c86157-f684-4de9-a4e5-8e781d40c063

[Getting Started](#)

[About You](#)

[Your Family](#)

[Your Request](#)

[Evidence](#)

[Additional Explanation](#)

[Review and Submit](#)

[Review your application](#)

[Your application
summary](#)

[Preparer signature](#)

[Interpreter signature](#)

[Your signature](#)

Interpreter's certification and signature

Your interpreter must read and agree to the certification below.



I certify, under penalty of perjury that: I am fluent in English and the language provided in the Getting Started section of this application, and I have read to this applicant every question and instruction on this application and his or her answer to every question. The applicant informed me that he or she understands every instruction, question, and answer on the application, including the **Applicant's Certification**, and has verified the accuracy of every answer.

.....
As the applicant's interpreter, you must sign on

N-600: Review and Submit – Interpreter signature page 2 (conditional)



applicant > forms@test.com > 42c86157-f684-4de9-a4e5-8e781d40c063

Getting Started

About You

Your Family

Your Request

Evidence

Additional Explanation

Review and Submit

Review your application

Your application
summary

Preparer signature

Interpreter signature

Your signature

Interpreter's signature upload

Scan and upload your Interpreter's completed signature page below.



Drag files here or [choose a file](#)

Maximum size: 6MB per file

Accepted formats: JPG, JPEG, PDF, TIF, or TIFF

No encrypted or password-protected files

Next

N-600: Review and Submit – Your signature (conditional copy with preparer and interpreter)



applicant > forms@test.com > 42c86157-f684-4de9-a4e5-8e781d40c063

Getting Started

About You

Your Family

Your Request

Evidence

Additional Explanation

Review and Submit

Review your application

Your application
summary

Preparer signature

Interpreter signature

Your signature

Applicant's statement regarding the preparer

You must read and agree to the statement below.

- At my request, preparerfirstname preparerlastname prepared this application for me based only upon information I provided or authorized.

Applicant's statement regarding the interpreter

You must read and agree to the statement below.

- interpreterfirstname interpreterlastname read to me every question and instruction on this application and my answer to every question in the language I specified in the Getting Started section, a language in which I am fluent, and I

N-600: Review and Submit – Your signature 1 (without preparer or interpreter)



[applicant](#) > [forms@test.com](#) > 42c86157-f684-4de9-a4e5-8e781d40c063

[Getting Started](#)

[About You](#)

[Your Family](#)

[Your Request](#)

[Evidence](#)

[Additional Explanation](#)

[Review and Submit](#)

[Review your application](#)

[Your application
summary](#)

[Your signature](#)

Applicant's statement

You must read and agree to the statement below.

- I can read and understand English, and have read and understand every question and instruction on this application, as well as my answer to every question.

[Next](#)

[← Back](#)



N-600: Review and Submit – Your signature 2



[applicant](#) > [forms@test.com](#) > 42c86157-f684-4de9-e4e5-8e781d40c063

[Getting Started](#)

[About You](#)

[Your Family](#)

[Your Request](#)

[Evidence](#)

[Additional Explanation](#)

[Review and Submit](#)

[Review your application](#)

[Your application
summary](#)

[Your signature](#)

Applicant's certification and signature

You must read and agree to the certification below. If you knowingly and willfully falsify or conceal a material fact or submit a false document with your application, we can deny your application and may deny any other immigration benefit. You may also face criminal prosecution and penalties provided by law.



Copies of any documents I have submitted are exact photocopies of unaltered, original documents, and I understand that USCIS may require that I submit original documents to USCIS at a later date. Furthermore, I authorize the release of any information from any of my records that USCIS may need to determine my eligibility for the immigration benefit that I seek.

N-600: Review and Submit – Your signature 3



Application for Certificate of Citizenship
(N-600)

[My Account](#) ▾

[Resources](#) ▾

[applicant](#) > [forms@test.com](#) > 42c86157-f684-4de9-a4e5-8e781d40c063

[Getting Started](#)

[About You](#)

[Your Family](#)

[Your Request](#)

[Evidence](#)

[Additional Explanation](#)

[Review and Submit](#)

[Review your application](#)

[Your application
summary](#)

[Your signature](#)

Pay for and submit your application

The final step to submit your Application for Certificate of Citizenship (N-600) is to pay the required fee.

*Your application fee is: **\$1,170.00***



We will send you to Pay.gov — our safe, secure payment website — to pay your fees and submit your form online.

Here are the steps in the payment and submission process:

1. Provide your billing information on Pay.gov
2. Provide your credit card or U.S. bank account