

**APPENDIX Q:
DEVELOPMENT OF SHI LABELS TO TEST IN THE WEB-BASED
EXPERIMENTAL STUDY**

As described below, to inform the design of the labels to test in the web-based experimental study, we conducted an informal literature review and an expert elicitation. Based on these findings, we developed 27 different SHI labels to test in the web-based experimental study, which are presented at the end of the appendix.

Q.1 Literature Review

We conducted an informal review of the current literature on warning messages, risk communication, and human factors research to inform the design of the alternative SHI labels to test in the web-based experiment. Based on the literature search, we identified 54 articles and 6 book chapters for inclusion in the review and prepared a document with a summary of the key findings from the literature review. We used the findings from the literature review to inform the design of the alternative labels to test in the experimental study, for example, the amount of white space (short vs. long safe handling instructions); the format and design of the safe handling icons, the use of a yield-shape icon, and exclamation mark with the label title; and the layout (i.e., vertical rectangle, circle, or octagon).



Q.2 Expert Elicitation

In February 2018, we contacted eight food safety experts to obtain input on the content (i.e., messages) for the revised SHI label. The experts were asked to (1) rank from 1 to 7 the seven safe handling instructions on the current SHI label (see sidebar) in terms of importance from a public health perspective, (2) provide suggested modifications to the instructions to improve consumer understanding of the recommended practices, and (3) identify any instructions that should be added to the SHI label. Based on the results of the expert elicitation, we eliminated the following four instructions from the revised label because most of the experts ranked them as the least important:

- “*Keep hot foods hot*” was ranked 5 or 6 by five respondents.
- “*Thaw in refrigerator or microwave*” was ranked 5, 6, or 7 by six respondents.

- “*Refrigerate leftovers immediately or discard*” was ranked 6 or 7 by five respondents.
- “*Keep refrigerated or frozen*” was ranked as 4, 5, or 6 by five respondents.

No new instructions were added to the revised label. The remaining instructions were retained for the revised label with the message on washing split into washing hands vs. washing surfaces. Under the current SHI, wash working surfaces and wash hands were grouped with the instruction to keep raw meat/poultry separate and accompanied by an icon of soapy hands under a faucet icon. The revised label establishes individual messages for separate, wash hands, and wash/sanitize surfaces with separate instructions and icons for each message. This is because the respondents in the expert elicitation considered the actions for direct cross-contamination, hand washing, and cleaning and sanitizing to be significantly different activities and believed that a single icon could not adequately capture the call to action. In addition, they felt it necessary to deconstruct the wash surfaces message into clean and sanitize surfaces as to reflect the body of science that has been published since the SHI was initially released that highlights the importance of using a soap to remove debris and then a sanitizing compound to kill or inactivate microorganisms.

This yielded four separate instructions for the revised SHI label:

- “*Keep raw meat and poultry separate from other foods.*”
- “*Wash and then sanitize working surfaces (including cutting boards) and utensils after touching raw meat or poultry.*”
- “*Wash hands after touching raw meat or poultry.*”
- “*Cook thoroughly.*” (accompanied by information on thermometer usage and a table with proper internal temperatures for different types of products)

As described below, these instructions were further refined and three messaging approaches for testing in the web-based experimental study developed.

Q.3 Label Options to Test in Web-Based Experimental Study

The web-based experimental study will compare labels designed to attract consumers’ attention and convey information that will promote scientifically supported, in-home safe food

handling behaviors. The study will include 3,600 participants with approximately $n = 133$ exposed to each of 27 SHI labels created by fully crossing the three primary study factors—label format, safe handling instructions text, and safe handling icons—each of which will have three levels ($3 \times 3 \times 3 = 27$ labels).

Q.3.1 Label Formats

Format includes shape, title, title icon (exclamation point within yield sign), rationale, internal temperature chart, and source for more information as outlined below. It is important to note that each of the three formats (vertical rectangle, circle, and octagon) has the same surface area on the package.

Label Format Elements (3 Formats)

Format	Shape	Title	Title Icon ^a	Rationale ^b	Temp Chart ^c	Source for More Information
1	Vertical rectangle	Important: Follow these instructions	With-out	Constant	Constant	Blank
2	Circle	Important	With	Constant	Constant	For more information: 1-888-MPHotline
3	Octagon	Important! Food Safety Instructions	With-out	Constant	Constant	For more information: www.fsis.usda.gov/safe

^aTitle icon: Exclamation point within yield sign

^bRationale: Raw meat and poultry may contain bacteria that could cause illness if not handled or cooked safely. Follow these instructions to avoid illness.

^cMinimum internal temperatures

Beef, pork, veal, lamb: steaks, roasts & chops 145° F + 3-min rest time

Ground beef, pork, veal & lamb 160° F

Turkey, chicken, duck: whole, pieces & ground 165° F

Fish 145° F













Q.3.2 Safe Handling Instruction Text (3 Sets)

We will test three sets of instructions: (1) simple (minimal information), (2) simple + direction (provides additional information on how to ensure safety), (3) simple + direction + time context (provides information on how to ensure safety and when the practice is needed).

	Wash Hands	Clean and Sanitize Surfaces	Keep Raw Meat/Poultry Separate	Use Food Thermometer
Simple	Wash and dry hands	Clean utensils and surfaces, and then sanitize	Keep uncooked meat and poultry separate	Use food thermometer
Simple + Direction	Wash hands with soap and water for 20 seconds, and then dry	Clean utensils and surfaces that contact this product with soap and water and then sanitize	This product is uncooked: Keep separate from other foods.	Use food thermometer. Cook to temperature shown below.
Simple + Direction + Time Context	Wash hands with soap and water for 20 seconds before cooking and after touching this product, and then dry	Clean utensils and surfaces with soap and water after contact with this product and then sanitize	This product is uncooked: Keep this product separate from other foods until cooked.	Use food thermometer at end of cooking. Cook to temperature shown below.

Q.3.3 Safe Handling Icons (3 sets)

We will test three sets of icons: (1) pictorials (i.e., line drawings), (2) hybrid (icons that provide a graphic representation of the safe handling practice, and (3) abstract (icons that symbolize the safe handling practice). Keep in mind that the icons will always appear with the messages.

	SET 1 Pictorials	SET 2 Hybrid icons	SET 3 Abstract icons
Wash hands			
Clean and Sanitize Surfaces			
Keep Raw Meat Separate			
Use Food Thermometer			


The 27 SHI labels for inclusion in the web-based study were developed by crossing the three factors (format, instructions, and icons). For the web-based study, the label will appear on a mock product package.


Label	Format (3 sets)	Instructions (3 sets)	Icons (3 sets)
1	1	1	1
2	1	1	2
3	1	1	3
4	1	2	1
5	1	2	2
6	1	2	3
7	1	3	1
8	1	3	2
9	1	3	3
10	2	1	1
11	2	1	2
12	2	1	3
13	2	2	1
14	2	2	2
15	2	2	3
16	2	3	1
17	2	3	2
18	2	3	3
19	3	1	1
20	3	1	2
21	3	1	3
22	3	2	1
23	3	2	2
24	3	2	3
25	3	3	1
26	3	3	2
27	3	3	3


Vertical Rectangle Format with Simple Instructions


**IMPORTANT:
FOLLOW THESE INSTRUCTIONS**

Raw meat and poultry may contain bacteria that could cause illness if not handled or cooked safely. Follow these instructions to avoid illness.

 **WASH AND DRY HANDS**

 **CLEAN UTENSILS AND SURFACES, AND THEN SANITIZE**

 **KEEP UNCOOKED MEAT AND POULTRY SEPARATE**


 **USE FOOD THERMOMETER**


Minimum Internal Temperatures


Beef, pork, veal & lamb: steaks, roasts & chops	145° F +3-min rest time
Ground beef, pork, veal & lamb	160° F
Turkey, chicken & duck: whole, pieces, & ground	165° F
Fish	145° F


**IMPORTANT:
FOLLOW THESE INSTRUCTIONS**

Raw meat and poultry may contain bacteria that could cause illness if not handled or cooked safely. Follow these instructions to avoid illness.

 **WASH AND DRY HANDS**

 **CLEAN UTENSILS AND SURFACES, AND THEN SANITIZE**

 **KEEP UNCOOKED MEAT AND POULTRY SEPARATE**


 **USE FOOD THERMOMETER**


Minimum Internal Temperatures


Beef, pork, veal & lamb: steaks, roasts & chops	145° F +3-min rest time
Ground beef, pork, veal & lamb	160° F
Turkey, chicken & duck: whole, pieces, & ground	165° F
Fish	145° F


**IMPORTANT:
FOLLOW THESE INSTRUCTIONS**

Raw meat and poultry may contain bacteria that could cause illness if not handled or cooked safely. Follow these instructions to avoid illness.

 **WASH AND DRY HANDS**

 **CLEAN UTENSILS AND SURFACES, AND THEN SANITIZE**

 **KEEP UNCOOKED MEAT AND POULTRY SEPARATE**

 **USE FOOD THERMOMETER**


Minimum Internal Temperatures


Beef, pork, veal & lamb: steaks, roasts & chops	145° F +3-min rest time
Ground beef, pork, veal & lamb	160° F
Turkey, chicken & duck: whole, pieces, & ground	165° F
Fish	145° F


Vertical Rectangle Format with Direction Instructions


**IMPORTANT:
FOLLOW THESE INSTRUCTIONS**

Raw meat and poultry may contain bacteria that could cause illness if not handled or cooked safely. Follow these instructions to avoid illness.

 **WASH HANDS** with soap and water for 20 seconds, and then **DRY**

 **CLEAN UTENSILS AND SURFACES** that contact this product with soap and water **AND THEN SANITIZE**


 This product is uncooked: **KEEP SEPARATE** from other foods.


 **USE FOOD THERMOMETER.** Cook to temperature shown below.


Minimum Internal Temperatures	
Beef, pork, veal & lamb: steaks, roasts & chops	145° F +3-min rest time
Ground beef, pork, veal & lamb	160° F
Turkey, chicken & duck: whole, pieces, & ground	165° F
Fish	145° F


**IMPORTANT:
FOLLOW THESE INSTRUCTIONS**

Raw meat and poultry may contain bacteria that could cause illness if not handled or cooked safely. Follow these instructions to avoid illness.

 **WASH HANDS** with soap and water for 20 seconds, and then **DRY**

 **CLEAN UTENSILS AND SURFACES** that contact this product with soap and water **AND THEN SANITIZE**


 This product is uncooked: **KEEP SEPARATE** from other foods.


 **USE FOOD THERMOMETER.** Cook to temperature shown below.


Minimum Internal Temperatures	
Beef, pork, veal & lamb: steaks, roasts & chops	145° F +3-min rest time
Ground beef, pork, veal & lamb	160° F
Turkey, chicken & duck: whole, pieces, & ground	165° F
Fish	145° F


**IMPORTANT:
FOLLOW THESE INSTRUCTIONS**

Raw meat and poultry may contain bacteria that could cause illness if not handled or cooked safely. Follow these instructions to avoid illness.

 **WASH HANDS** with soap and water for 20 seconds, and then **DRY**

 **CLEAN UTENSILS AND SURFACES** that contact this product with soap and water **AND THEN SANITIZE**

 This product is uncooked: **KEEP SEPARATE** from other foods.


 **USE FOOD THERMOMETER.** Cook to temperature shown below.


Minimum Internal Temperatures	
Beef, pork, veal & lamb: steaks, roasts & chops	145° F +3-min rest time
Ground beef, pork, veal & lamb	160° F
Turkey, chicken & duck: whole, pieces, & ground	165° F
Fish	145° F


Vertical Rectangle Format with Time Context Instructions


**IMPORTANT:
FOLLOW THESE INSTRUCTIONS**

Raw meat and poultry may contain bacteria that could cause illness if not handled or cooked safely. Follow these instructions to avoid illness.

 **WASH HANDS** with soap and water for 20 seconds before cooking and after touching this product, and then **DRY**

 **CLEAN UTENSILS AND SURFACES** with soap and water after contact with this product **AND THEN SANITIZE**

 This product is uncooked: **KEEP THIS PRODUCT SEPARATE** from other foods until cooked.


 **USE FOOD THERMOMETER** at end of cooking. Cook to temperature shown below.


Minimum Internal Temperatures


Beef, pork, veal & lamb: steaks, roasts & chops	145° F +3-min rest time
Ground beef, pork, veal & lamb	160° F
Turkey, chicken & duck: whole, pieces, & ground	165° F
Fish	145° F


**IMPORTANT:
FOLLOW THESE INSTRUCTIONS**

Raw meat and poultry may contain bacteria that could cause illness if not handled or cooked safely. Follow these instructions to avoid illness.

 **WASH HANDS** with soap and water for 20 seconds before cooking and after touching this product, and then **DRY**

 **CLEAN UTENSILS AND SURFACES** with soap and water after contact with this product **AND THEN SANITIZE**

 This product is uncooked: **KEEP THIS PRODUCT SEPARATE** from other foods until cooked.


 **USE FOOD THERMOMETER** at end of cooking. Cook to temperature shown below.


Minimum Internal Temperatures


Beef, pork, veal & lamb: steaks, roasts & chops	145° F +3-min rest time
Ground beef, pork, veal & lamb	160° F
Turkey, chicken & duck: whole, pieces, & ground	165° F
Fish	145° F


**IMPORTANT:
FOLLOW THESE INSTRUCTIONS**

Raw meat and poultry may contain bacteria that could cause illness if not handled or cooked safely. Follow these instructions to avoid illness.

 **WASH HANDS** with soap and water for 20 seconds before cooking and after touching this product, and then **DRY**

 **CLEAN UTENSILS AND SURFACES** with soap and water after contact with this product **AND THEN SANITIZE**

 This product is uncooked: **KEEP THIS PRODUCT SEPARATE** from other foods until cooked.

 **USE FOOD THERMOMETER** at end of cooking. Cook to temperature shown below.





Minimum Internal Temperatures

Beef, pork, veal & lamb: steaks, roasts & chops	145° F +3-min rest time
Ground beef, pork, veal & lamb	160° F
Turkey, chicken & duck: whole, pieces, & ground	165° F
Fish	145° F

Circle Format with Simple Instructions

IMPORTANT ⚠️

Raw meat and poultry may contain bacteria that could cause illness if not handled or cooked safely. Follow these instructions to avoid illness.

 WASH AND DRY HANDS	 CLEAN UTENSILS AND SURFACES, AND THEN SANITIZE
 KEEP UNCOOKED MEAT AND POULTRY SEPARATE	 USE FOOD THERMOMETER





Minimum Internal Temperatures

Beef, pork, veal, lamb: steaks, roasts & chops	145° F + 3-min rest time
Turkey, chicken, duck: whole, pieces & ground	165° F
Ground beef, pork, veal & lamb	160° F
Fish	145° F

For More Information:
1.888.MPHOTLINE

IMPORTANT ⚠️

Raw meat and poultry may contain bacteria that could cause illness if not handled or cooked safely. Follow these instructions to avoid illness.

 WASH AND DRY HANDS	 CLEAN UTENSILS AND SURFACES, AND THEN SANITIZE
 KEEP UNCOOKED MEAT AND POULTRY SEPARATE	 USE FOOD THERMOMETER





Minimum Internal Temperatures

Beef, pork, veal, lamb: steaks, roasts & chops	145° F + 3-min rest time
Turkey, chicken, duck: whole, pieces & ground	165° F
Ground beef, pork, veal & lamb	160° F
Fish	145° F

For More Information:
1.888.MPHOTLINE

IMPORTANT ⚠️

Raw meat and poultry may contain bacteria that could cause illness if not handled or cooked safely. Follow these instructions to avoid illness.

 WASH AND DRY HANDS	 CLEAN UTENSILS AND SURFACES, AND THEN SANITIZE
 KEEP UNCOOKED MEAT AND POULTRY SEPARATE	 USE FOOD THERMOMETER

Minimum Internal Temperatures

Beef, pork, veal, lamb: steaks, roasts & chops	145° F + 3-min rest time
Turkey, chicken, duck: whole, pieces & ground	165° F
Ground beef, pork, veal & lamb	160° F
Fish	145° F

For More Information:
1.888.MPHOTLINE

Circle Format with Direction Instructions

IMPORTANT ⚠️

Raw meat and poultry may contain bacteria that could cause illness if not handled or cooked safely. Follow these instructions to avoid illness.

 WASH HANDS with soap and water for 20 seconds, and then DRY	 CLEAN UTENSILS AND SURFACES that contact this product with soap and water AND THEN SANITIZE
 This product is uncooked: KEEP SEPARATE from other foods.	 USE FOOD THERMOMETER. Cook to temperature shown below.

Minimum Internal Temperatures

Beef, pork, veal, lamb: steaks, roasts & chops	145° F + 3-min rest time
Turkey, chicken, duck: whole, pieces & ground	165° F
Ground beef, pork, veal & lamb	160° F
Fish	145° F

For More Information:
1.888.MPHOTLINE

IMPORTANT ⚠️

Raw meat and poultry may contain bacteria that could cause illness if not handled or cooked safely. Follow these instructions to avoid illness.

 WASH HANDS with soap and water for 20 seconds, and then DRY	 CLEAN UTENSILS AND SURFACES that contact this product with soap and water AND THEN SANITIZE
 This product is uncooked: KEEP SEPARATE from other foods.	 USE FOOD THERMOMETER. Cook to temperature shown below.





Minimum Internal Temperatures

Beef, pork, veal, lamb: steaks, roasts & chops	145° F + 3-min rest time
Turkey, chicken, duck: whole, pieces & ground	165° F
Ground beef, pork, veal & lamb	160° F
Fish	145° F

For More Information:
1.888.MPHOTLINE

IMPORTANT ⚠️

Raw meat and poultry may contain bacteria that could cause illness if not handled or cooked safely. Follow these instructions to avoid illness.

 WASH HANDS with soap and water for 20 seconds, and then DRY	 CLEAN UTENSILS AND SURFACES that contact this product with soap and water AND THEN SANITIZE
 This product is uncooked: KEEP SEPARATE from other foods.	 USE FOOD THERMOMETER. Cook to temperature shown below.

Minimum Internal Temperatures





Beef, pork, veal, lamb: steaks, roasts & chops	145° F + 3-min rest time
Turkey, chicken, duck: whole, pieces & ground	165° F
Ground beef, pork, veal & lamb	160° F
Fish	145° F

For More Information:
1.888.MPHOTLINE

Circle Format with Time Context Instructions

IMPORTANT ⚠️

Raw meat and poultry may contain bacteria that could cause illness if not handled or cooked safely. Follow these instructions to avoid illness.

 WASH HANDS with soap and water for 20 seconds before cooking and after touching this product, and then DRY	 CLEAN UTENSILS AND SURFACES with soap and water after contact with this product AND THEN SANITIZE
 This product is uncooked: KEEP THIS PRODUCT SEPARATE from other foods until cooked.	 USE FOOD THERMOMETER at end of cooking. Cook to temperature shown below.





Minimum Internal Temperatures

Beef, pork, veal, lamb: steaks, roasts & chops	145° F +3-min rest time
Turkey, chicken, duck: whole, pieces & ground	165° F
Ground beef, pork, veal & lamb	160° F
Fish	145° F

For More Information:
1.888.MPHOTLINE

IMPORTANT ⚠️

Raw meat and poultry may contain bacteria that could cause illness if not handled or cooked safely. Follow these instructions to avoid illness.

 WASH HANDS with soap and water for 20 seconds before cooking and after touching this product, and then DRY	 CLEAN UTENSILS AND SURFACES with soap and water after contact with this product AND THEN SANITIZE
 This product is uncooked: KEEP THIS PRODUCT SEPARATE from other foods until cooked.	 USE FOOD THERMOMETER at end of cooking. Cook to temperature shown below.





Minimum Internal Temperatures

Beef, pork, veal, lamb: steaks, roasts & chops	145° F +3-min rest time
Turkey, chicken, duck: whole, pieces & ground	165° F
Ground beef, pork, veal & lamb	160° F
Fish	145° F

For More Information:
1.888.MPHOTLINE

IMPORTANT ⚠️

Raw meat and poultry may contain bacteria that could cause illness if not handled or cooked safely. Follow these instructions to avoid illness.

 WASH HANDS with soap and water for 20 seconds before cooking and after touching this product, and then DRY	 CLEAN UTENSILS AND SURFACES with soap and water after contact with this product AND THEN SANITIZE
 This product is uncooked: KEEP THIS PRODUCT SEPARATE from other foods until cooked.	 USE FOOD THERMOMETER at end of cooking. Cook to temperature shown below.

Minimum Internal Temperatures

Beef, pork, veal, lamb: steaks, roasts & chops	145° F +3-min rest time
Turkey, chicken, duck: whole, pieces & ground	165° F
Ground beef, pork, veal & lamb	160° F
Fish	145° F

For More Information:
1.888.MPHOTLINE

Octagon Format with Simple Instructions

IMPORTANT!
FOOD SAFETY INSTRUCTIONS
 Raw meat and poultry may contain bacteria that could cause illness if not handled or cooked safely. Follow these instructions to avoid illness.

 WASH AND DRY HANDS	CLEAN UTENSILS AND SURFACES, AND THEN SANITIZE 
 KEEP UNCOOKED MEAT AND POULTRY SEPARATE	USE FOOD THERMOMETER 

Minimum Internal Temperatures
 Beef, pork, veal, lamb: steaks, roasts & chops 145° F +3-min rest time
 Turkey, chicken, duck: whole, pieces & ground 165° F
 Ground beef, pork, veal & lamb 160° F
 Fish 145° F

For More Information:
www.fsis.usda.gov/safe

IMPORTANT!
FOOD SAFETY INSTRUCTIONS
 Raw meat and poultry may contain bacteria that could cause illness if not handled or cooked safely. Follow these instructions to avoid illness.

 WASH AND DRY HANDS	CLEAN UTENSILS AND SURFACES, AND THEN SANITIZE 
 KEEP UNCOOKED MEAT AND POULTRY SEPARATE	USE FOOD THERMOMETER 

Minimum Internal Temperatures
 Beef, pork, veal, lamb: steaks, roasts & chops 145° F +3-min rest time
 Turkey, chicken, duck: whole, pieces & ground 165° F
 Ground beef, pork, veal & lamb 160° F
 Fish 145° F

For More Information:
www.fsis.usda.gov/safe

IMPORTANT!
FOOD SAFETY INSTRUCTIONS
 Raw meat and poultry may contain bacteria that could cause illness if not handled or cooked safely. Follow these instructions to avoid illness.





 WASH AND DRY HANDS	CLEAN UTENSILS AND SURFACES, AND THEN SANITIZE 
 KEEP UNCOOKED MEAT AND POULTRY SEPARATE	USE FOOD THERMOMETER 

Minimum Internal Temperatures
 Beef, pork, veal, lamb: steaks, roasts & chops 145° F +3-min rest time
 Turkey, chicken, duck: whole, pieces & ground 165° F
 Ground beef, pork, veal & lamb 160° F
 Fish 145° F

For More Information:
www.fsis.usda.gov/safe

Octagon Format with Direction Instructions

IMPORTANT!
FOOD SAFETY INSTRUCTIONS
Raw meat and poultry may contain bacteria that could cause illness if not handled or cooked safely. Follow these instructions to avoid illness.

 <p>WASH HANDS with soap and water for 20 seconds, and then DRY</p>	 <p>CLEAN UTENSILS AND SURFACES that contact this product with soap and water AND THEN SANITIZE</p>
 <p>This product is uncooked: KEEP SEPARATE from other foods</p>	 <p>USE FOOD THERMOMETER. Cook to temperature shown below.</p>

Minimum Internal Temperatures
 Beef, pork, veal, lamb: steaks, roasts & chops 145° F +3-min rest time
 Turkey, chicken, duck: whole, pieces & ground 165° F
 Ground beef, pork, veal & lamb 160° F
 Fish 145° F

For More Information:
www.fsis.usda.gov/safe





IMPORTANT!
FOOD SAFETY INSTRUCTIONS
Raw meat and poultry may contain bacteria that could cause illness if not handled or cooked safely. Follow these instructions to avoid illness.

 <p>WASH HANDS with soap and water for 20 seconds, and then DRY</p>	 <p>CLEAN UTENSILS AND SURFACES that contact this product with soap and water AND THEN SANITIZE</p>
 <p>This product is uncooked: KEEP SEPARATE from other foods</p>	 <p>USE FOOD THERMOMETER. Cook to temperature shown below.</p>

Minimum Internal Temperatures
 Beef, pork, veal, lamb: steaks, roasts & chops 145° F +3-min rest time
 Turkey, chicken, duck: whole, pieces & ground 165° F
 Ground beef, pork, veal & lamb 160° F
 Fish 145° F

For More Information:
www.fsis.usda.gov/safe

IMPORTANT!
FOOD SAFETY INSTRUCTIONS
Raw meat and poultry may contain bacteria that could cause illness if not handled or cooked safely. Follow these instructions to avoid illness.





 <p>WASH HANDS with soap and water for 20 seconds, and then DRY</p>	 <p>CLEAN UTENSILS AND SURFACES that contact this product with soap and water AND THEN SANITIZE</p>
 <p>This product is uncooked: KEEP SEPARATE from other foods</p>	 <p>USE FOOD THERMOMETER. Cook to temperature shown below.</p>

Minimum Internal Temperatures
 Beef, pork, veal, lamb: steaks, roasts & chops 145° F +3-min rest time
 Turkey, chicken, duck: whole, pieces & ground 165° F
 Ground beef, pork, veal & lamb 160° F
 Fish 145° F

For More Information:
www.fsis.usda.gov/safe

Octagon Format with Time Context Instructions


IMPORTANT!
FOOD SAFETY INSTRUCTIONS
 Raw meat and poultry may contain bacteria that could cause illness if not handled or cooked safely. Follow these instructions to avoid illness.

 WASH HANDS with soap and water for 20 seconds before cooking and after touching this product, and then DRY	 CLEAN UTENSILS AND SURFACES with soap and water after contact with this product AND THEN SANITIZE
 This product is uncooked: KEEP THIS PRODUCT SEPARATE from other foods until cooked.	 USE FOOD THERMOMETER at end of cooking. Cook to temperature shown below.

Minimum Internal Temperatures
 Beef, pork, veal, lamb: steaks, roasts & chops 145° F +3-min rest time
 Turkey, chicken, duck: whole, pieces & ground 165° F
 Ground beef, pork, veal & lamb 160° F
 Fish 145° F

For More Information:
www.fsis.usda.gov/safe


IMPORTANT!
FOOD SAFETY INSTRUCTIONS
 Raw meat and poultry may contain bacteria that could cause illness if not handled or cooked safely. Follow these instructions to avoid illness.

 WASH HANDS with soap and water for 20 seconds before cooking and after touching this product, and then DRY	 CLEAN UTENSILS AND SURFACES with soap and water after contact with this product AND THEN SANITIZE
 This product is uncooked: KEEP THIS PRODUCT SEPARATE from other foods until cooked.	 USE FOOD THERMOMETER at end of cooking. Cook to temperature shown below.

Minimum Internal Temperatures
 Beef, pork, veal, lamb: steaks, roasts & chops 145° F +3-min rest time
 Turkey, chicken, duck: whole, pieces & ground 165° F
 Ground beef, pork, veal & lamb 160° F
 Fish 145° F

For More Information:
www.fsis.usda.gov/safe

IMPORTANT!
FOOD SAFETY INSTRUCTIONS
 Raw meat and poultry may contain bacteria that could cause illness if not handled or cooked safely. Follow these instructions to avoid illness.

 WASH HANDS with soap and water for 20 seconds before cooking and after touching this product, and then DRY	 CLEAN UTENSILS AND SURFACES with soap and water after contact with this product AND THEN SANITIZE
 This product is uncooked: KEEP THIS PRODUCT SEPARATE from other foods until cooked.	 USE FOOD THERMOMETER at end of cooking. Cook to temperature shown below.

Minimum Internal Temperatures
 Beef, pork, veal, lamb: steaks, roasts & chops 145° F +3-min rest time
 Turkey, chicken, duck: whole, pieces & ground 165° F
 Ground beef, pork, veal & lamb 160° F
 Fish 145° F

For More Information:
www.fsis.usda.gov/safe