



**U.S. DEPARTMENT OF LABOR**  
**VETERANS' EMPLOYMENT & TRAINING SERVICE**  
*Summary of Proposed Goals by Quarter & Overall for the Project*

OMB Approval nnnn-xxxx  
Expires X/XX/XXXX

**PY 20**  
**v 1.0**

Open TAG      LOCK      FIPS Finder

<b>Funding Amount:</b>	<input type="text"/>	<b>Grant Begin Date:</b>	<input type="text"/>	<b>Lock Status:</b>	Unlocked
		<b>Grant End Date:</b>	<input type="text"/>	<b>Grantee State:</b>	<input type="text"/>
<b>Applicant Name:</b>	<input style="width:100%;" type="text"/>				
<b>Name of Project:</b>	<input style="width:100%;" type="text"/>				
	<b>Geographic Coverage Area(s):</b> <input style="width:100%; height: 50px;" type="text"/>				

PLANNED MEASURES	Core Operation Year Goals (Not Cumulative)				If applicable, enter data for the follow-up periods covered by your grant.				TOTAL
	JUL-SEP	OCT-DEC	JAN-MAR	APR-JUN	90-DAY FOLLOW-UP	180-DAY FOLLOW-UP	270-DAY FOLLOW-UP	365-DAY FINAL	
<b>1.1 PERFORMANCE - ALL PARTICIPANTS</b>									
a. # of Participants Enrolled									0
b. # Placed in Transitional or Permanent Housing									0
c. # Placed into Employment (cannot be greater than # exits)									0
d. Average Hourly Wage at Placement									0.00
e. Placement Rate Overall (rate = employed/exited)	0.0%	0.0%	0.0%	0.0%					0%
f. # Exited									0
g. # Earned Wages in the 2nd Full Quarter After Exit									0
h. Employment Rate in the 2nd Quarter After Exit			0.0%	0.0%	0.0%	0.0%			0.0%
i. Median Quarterly Earnings in the 2nd Qtr. After Exit								Enter Overall>>	
j. # Earned Wages in the 4th Full Quarter After Exit									0
k. Employment Rate in the 4th Quarter After Exit					0.0%	0.0%	0.0%	0.0%	0.0%
<b>1.2 PERFORMANCE - PARTICIPANT SUBGROUPS</b>									
a. # of Episodic Homeless - Enrolled									0
b. # of Episodic Homeless - Exited									0
c. # of Episodic Homeless - Placed into Employment									0
d. Placement Rate - Episodic Homeless	0.0%	0.0%	0.0%	0.0%					0%
e. % of Planned Total Enrollments - Incarcerated									
f. % of Planned Total Enrollments - At Risk									
g. % of Planned Total Enrollments - Families									
h. % of Planned Total Enrollments - Female									
<b>2. OVERALL TRAINING &amp; SERVICES</b>									
a. Unduplicated Count of Those Trained by Quarter First Received Training									
b. Career Technical Training									
c. On-the-Job Training (Not An Apprenticeship)									
d. On-the-Job Training (Apprenticeship)									
e. Readiness Training w/ Transitional Jobs									
f. Job Search Assistance									
<b>3. EXPENDITURES</b>									
a. Participant Services									0.00
b. Administrative Costs - Indirect									0.00
c. Administrative Costs - Direct									0.00
d. Administrative Costs - Total	0.00	0.00	0.00	0.00					0.00
e. Total Expenditures	0.00	0.00	0.00	0.00					0.00

**Public Burden Statement** - According to the Paperwork Reduction Act of 1995, no persons are required to respond to a collection of information unless such collection displays a valid OMB control number. The valid OMB control number for this information collection is nnnn-xxxx. The time required to complete this information collection is 1 hour per response, including the time to review instructions, search existing data sources, gather the data needed, and complete and review the information collection. The obligation to respond is required to obtain or retain a benefit (38 U.S.C. 2021 and 2023). If you have any comments concerning the accuracy of the time estimate(s) or suggestions for improving this form, please write to: U.S. Department of Labor, Veterans' Employment and Training Service, 200 Constitution Avenue, N.W., Washington D.C. 20210.



**U.S. DEPARTMENT OF LABOR**  
**VETERANS' EMPLOYMENT & TRAINING SERVICE**  
 Competitive Grants Quarterly Technical Performance Report

OMB Approval nnnn-nnnn  
Expires X/XX/XXXX

PY 20  
v 1.0

Grant Number:  Funding Amount: \$  Option Year:  Reporting Period:

Applicant Name:  Grantee State:

ACTUAL MEASURES	Quarterly Outcomes (NON-Cumulative)				Follow-Up Tracking of Participants Exiting Services				TOTAL	
	Q1 JUL-SEP	Q2 OCT-DEC	Q3 JAN-MAR	Q4 APR-JUN	Q5 90-DAY F/U	Q6 180-DAY F/U	Q7 270-DAY F/U	Q8 365-DAY F/U		
<b>1.1 PERFORMANCE - ALL PARTICIPANTS</b>										
a. # of Eligibility Assessments (assessments completed during each quarter)									(Q4 Summary)	0
b. # of Participants Enrolled (used in CAP determination, Qs 1-3)	✓	0	0	0						0
c. # Carry-over Participants from Prior PY (subset of b)		0								0
d. # of Participants Co-Enrolled in AIC Services		0	0	0						0
e. # Placed in Transitional or Permanent Housing		0	0	0						0
f. # Placed into Employment (cannot be greater than # exits)		0	0	0						0
g. Average Hourly Wage at Placement (used in CAP determination, Qs 2-3)		0.00	0.00	0.00	0.00					#DIV/0!
h. Placement Rate (used in CAP determination, Qs 2-3)	✓	0%	0%	0%	0%					0%
i. # Exited		0	0	0						0
<b>1.2 PERFORMANCE - PARTICIPANT SUBGROUPS</b>										
a. # of At-Risk - Enrolled (should not exceed 10% of total enrollments)	0.0000%	0	0	0					At-Risk Enrolled %:	0.0%
b. # of Episodic Homeless - Enrolled		0	0	0						0
c. # of Episodic Homeless - Exited		0	0	0						0
d. # of Episodic Homeless - Placed into Employment		0	0	0						0
e. Placement Rate - Episodic Homeless	✓	0.0%	0.0%	0.0%	0.0%					0%
f. # of Female Homeless Veteran - Enrolled		0	0	0						0
g. # of Female Homeless Veteran - Exited		0	0	0						0
h. # of Female Homeless Veteran - Placed into Employment		0	0	0						0
i. Placement Rate - Female Homeless Veteran		0.0%	0.0%	0.0%	0.0%					0.0%
j. Homeless Veteran with Family - Enrolled		0	0	0						0
k. Homeless Veteran with Family - Exited		0	0	0						0
l. Homeless Veteran with Family - Placed into Employment		0	0	0						0
m. Placement Rate - Homeless Veteran with Family		0.0%	0.0%	0.0%	0.0%					0%
n. IVTP Eligible - Enrolled		0	0	0						0
o. IVTP Eligible - Exited		0	0	0						0
p. IVTP Eligible - Placed into Employment		0	0	0						0
q. Placement Rate - IVTP Eligible		0.0%	0.0%	0.0%	0.0%					0%
<b>1.3 PERFORMANCE - POST-PROGRAM OUTCOMES</b>										
a. # Earned Wages in the 2nd Full Quarter After Exit			0	0	0	0				0
b. Employment Rate in the 2nd Quarter After Exit	✓		0%	0%	0%	0%				0%
c. Median Quarterly Earnings in the 2nd Qtr. After Exit	✓		0.00	0.00	0.00	0.00				0.00
d. # Earned Wages in the 4th Full Quarter After Exit					0	0	0	0		0
e. Employment Rate in the 4th Quarter After Exit	✓				0%	0%	0%	0%		0%
<b>2. TRAINING &amp; SERVICES</b>										
a. Unduplicated Count of Those Trained by Quarter First Received Training		0	0	0	0					0
b. % Participants Trained (cumulative)	U									0.0%
c. Career Technical Training		0	0	0	0					0
d. On-the-Job Training (not an apprenticeship)		0	0	0	0					0
e. On-the-Job Training (apprenticeship)		0	0	0	0					0
f. Customized Training		0	0	0	0					0
g. Other Training		0	0	0	0					0
h. Entrepreneurial Training		0	0	0	0					0
i. Readiness Training w/ Transitional Jobs		0	0	0	0					0
j. Educational Supplies & Fees		0	0	0	0					0
k. Work Attire, Tools & Equipment		0	0	0	0					0
l. Temporary Shelter		0	0	0	0					0
m. Transportation		0	0	0	0					0
n. Child / Dependent Care		0	0	0	0					0
o. Accommodations for Persons w/ Disabilities		0	0	0	0					0
p. Health Care		0	0	0	0					0
q. Legal Aid Services		0	0	0	0					0
r. Drug & Alcohol Counseling		0	0	0	0					0
s. Financial Counseling		0	0	0	0					0
t. Job Search Assistance		0	0	0	0					0
v. Other Supportive Services		0	0	0	0					0
<b>3. EXPENDITURES</b>										
a. Participant Services										0.00
b. Administrative Costs - Indirect										0.00
c. Administrative Costs - Direct										0.00
d. Administrative Costs - Total		0.00	0.00	0.00	0.00					0.00
e. Total Expenditures	✓	0.00	0.00	0.00	0.00					0.00

**Public Burden Statement** - According to the Paperwork Reduction Act of 1995, no persons are required to respond to a collection of information unless such collection displays a valid OMB control number. The valid OMB control number for this information collection is nnnn-nnnn. The time required to complete this information collection is 1 hour per response, including the time to review instructions, search existing data sources, gather the data needed, and complete and review the information collection. The obligation to respond is required to obtain or retain a benefit (38 U.S.C. 2021 and 2023). If you have any comments concerning the accuracy of the time estimate(s) or suggestions for improving this form, please write to: U.S. Department of Labor, Veterans' Employment and Training Service, 200 Constitution Avenue, N.W., Washington D.C. 20210.

PY 20  
V 1.0

Instructions: Enter the demographic information on the "VETS-7

**Outcomes by Demographic Group**

	Non-Cumulative Figures for Quarter Jul-Sep			
	Enrolled	Exited	Emp Plc.	Avg. Wage
<b>GENDER</b>				
Male	0	0	0	0.00
Female	0	0	0	0.00

**Totals:**

<b>ETHNICITY</b>				
Hispanic or Latino	0	0	0	0.00
Not Hispanic or Latino	0	0	0	0.00

**Totals:**

<b>RACE (NOT AN UNDUPLICATED COUNT as participants may select more than one group for those who are multiracial.)</b>				
American Indian or Alaska Native	0	0	0	0.00
Asian	0	0	0	0.00
Black or African American	0	0	0	0.00
Native Hawaiian or Other Pacific Islander	0	0	0	0.00
White	0	0	0	0.00

**Totals:**

<b>RACE (UNDUPLICATED COUNT. Multiracial appears as a separate category.)</b>				
American Indian or Alaska Native	0	0	0	0.00
Asian	0	0	0	0.00
Black or African American	0	0	0	0.00
Native Hawaiian or Other Pacific Islander	0	0	0	0.00
White	0	0	0	0.00
Multiracial	0	0	0	0.00

**Totals:**

<b>AGE (when first grant service was received)</b>				
18-19	0	0	0	0.00
20-24	0	0	0	0.00
25-29	0	0	0	0.00
30-34	0	0	0	0.00
35-44	0	0	0	0.00
45-54	0	0	0	0.00
55-64	0	0	0	0.00
65+	0	0	0	0.00

**Totals:**

<b>LAST MILITARY SERVICE</b>				
0-3 Years Ago	0	0	0	0.00
4-7 Years Ago	0	0	0	0.00
8-11 Years Ago	0	0	0	0.00
12-15 Years Ago	0	0	0	0.00

16-19 Years Ago	0	0	0	0.00
20+ Years Ago	0	0	0	0.00

**Totals:**

<b>OTHER SUBGROUPS</b>				
<available>				
Episodic Homeless	0	0	0	0.00
Homeless	0	0	0	0.00
Homeless with Family	0	0	0	0.00
Incarcerated/Rec. Incarcerated	0	0	0	0.00
Homeless Female	0	0	0	0.00
At Risk for Homelessness	0	0	0	0.00
Disabled	0	0	0	0.00
Special Disabled	0	0	0	0.00
Army	0	0	0	0.00
Navy	0	0	0	0.00
Air Force	0	0	0	0.00
Marines	0	0	0	0.00
Guard/Reserves	0	0	0	0.00
Operation Iraqi Freedom	Err:504	Err:504	Err:504	0.00
Operation Enduring Freedom	Err:504	Err:504	Err:504	0.00

<b>EDUCATION</b>				
Attained secondary school diploma	0	0	0	0.00
Attained a secondary school equivalency	0	0	0	0.00
The participant with a disability receives a certificate of attendance/completion as a result of successfully completing an Individualized Education Program (IEP)	0	0	0	0.00
Completed one of more years of postsecondary education	0	0	0	0.00
Attained a postsecondary technical or vocational certificate (non-degree)	0	0	0	0.00
Attained an Associate's degree	0	0	0	0.00
Attained a Bachelor's degree	0	0	0	0.00
Attained a degree beyond a Bachelor's degree	0	0	0	0.00
No Educational Level Completed	0	0	0	0.00












## PY 2020 Goals vs. Actuals

		Planned
<b>1.1 PERFORMANCE - ALL PARTICIPANTS</b>		
a.	Assessments	
b.	# of Participants Enrolled	0
c.	Carry Over Participants from prior PY	
d.	# of Participants Co-Enrolled in AJC Services	
e.	# Placed in Transitional or Permanent Housing	0
f.	# Placed into Employment	0
g.	Average Hourly Wage at Placement	0.00
h.	Placement Rate Overall (rate = employed/exited)	0.0%
i.	# Exited	0
j.	# Earned Wages in the 2nd Full Quarter After Exit	
k.	Employment Rate in the 2nd Quarter After Exit	
l.	Median Quarterly Earnings in the 2nd Qtr. After Exit	
m.	# Earned Wages in the 4th Full Quarter After Exit	
n.	Employment Rate in the 4th Quarter After Exit	
<b>1.2 PERFORMANCE - PARTICIPANT SUBGROUPS</b>		
a.	# of Episodic Homeless - Enrolled	0
b.	# of Episodic Homeless - Exited	0
c.	# of Episodic Homeless - Placed into Employment	0
d.	Placement Rate - Episodic Homeless	0.0%
e.	% of Planned Total Enrollments - Incarcerated	
f.	% of Planned Total Enrollments - At Risk	
g.	% of Planned Total Enrollments - Families	
h.	% of Planned Total Enrollments - Female	
<b>2. OVERALL TRAINING &amp; SERVICES</b>		
a.	Unduplicated Count of Those Trained by Quarter First Received Training	
b.	Career Technical Training	
c.	On-the-Job Training (Not An Apprenticeship)	
d.	On-the-Job Training (Apprenticeship)	
e.	Readiness Training w/ Transitional Jobs	
f.	Job Search Assistance	
<b>3. EXPENDITURES</b>		
a.	Participant Services	0.00
b.	Administrative Costs - Indirect	0.00
c.	Administrative Costs - Direct	0.00
d.	Administrative Costs - Total	0.00
e.	Total Expenditures	0.00




Q1 Quarterly		Q2 Quarterly			
Actual	Dev	Planned	Actual	Dev	Planned



0			0		
---	--	--	---	--	--

0	0.0%	0	0	0.0%	0
---	------	---	---	------	---



0			0		
---	--	--	---	--	--


0	0.0%	0	0	0.0%	0
---	------	---	---	------	---

0	0.0%	0	0	0.0%	0
---	------	---	---	------	---

0.00	0.0%	0.00	0.00	0.0%	0.00
------	------	------	------	------	------

0.0%	0.0%	0.0%	0%	0.0%	0.0%
------	------	------	----	------	------

0	0.0%	0	0	0.0%	0
---	------	---	---	------	---



0	0.0%	0	0	0.0%	0
---	------	---	---	------	---

0	0.0%	0	0	0.0%	0
---	------	---	---	------	---

0	0.0%	0	0	0.0%	0
---	------	---	---	------	---


0.0%	0.0%	0.0%	0.0%	0.0%	0.0%
------	------	------	------	------	------

0			0		
---	--	--	---	--	--

0			0		
---	--	--	---	--	--

0			0		
---	--	--	---	--	--

0			0		
---	--	--	---	--	--



0			0		
---	--	--	---	--	--

0			0		
---	--	--	---	--	--

0			0		
---	--	--	---	--	--

0			0		
---	--	--	---	--	--

0			0		
---	--	--	---	--	--

0			0		
---	--	--	---	--	--



0.00	0.0%	0.00	0.00	0.0%	0.00
------	------	------	------	------	------

0.00	0.0%	0.00	0.00	0.0%	0.00
------	------	------	------	------	------

0.00	0.0%	0.00	0.00	0.0%	0.00
------	------	------	------	------	------

0.00	0.0%	0.00	0.00	0.0%	0.00
------	------	------	------	------	------


0.00	0.0%	0.00	0.00	0.0%	0.00
------	------	------	------	------	------

Q2 Cumulative		Q3 Quarterly			
Actual	Dev	Planned	Actual	Dev	Planned
0			0		
0	0.0%	0	0	0.0%	0
0			0		
0	0.0%	0	0	0.0%	0
0	0.0%	0	0	0.0%	0
0.00	0.0%	0.00	0.00	0.0%	0.00
0.0%	0.0%	0.0%	0.0%	0.0%	0.0%
0	0.0%	0	0	0.0%	0
		0	0	0.0%	0
		0.0%	0.0%	0.0%	0.0%
		0.00	0.00	0.0%	0.00
0	0.0%	0	0	0.0%	0
0	0.0%	0	0	0.0%	0
0	0.0%	0	0	0.0%	0
0.0%	0.0%	0.0%	0.0%	0.0%	0.0%
0			0		
0			0		
0			0		
0			0		
0			0		
0			0		
0.00	0.0%	0.00	0.00	0.0%	0.00
0.00	0.0%	0.00	0.00	0.0%	0.00
0.00	0.0%	0.00	0.00	0.0%	0.00
0.00	0.0%	0.00	0.00	0.0%	0.00
0.00	0.0%	0.00	0.00	0.0%	0.00

Q3 Cumulative		Q4 Quarterly			
Actual	Dev	Planned	Actual	Dev	Planned
0			0		
0	0.0%	0	0	0.0%	0
0			0		
0	0.0%	0	0	0.0%	0
0	0.0%	0	0	0.0%	0
0.00	0.0%	0.00	0.00	0.0%	0.00
0.0%	0.0%	0.0%	0.0%	0.0%	0.0%
0	0.0%	0	0	0.0%	0
0	0.0%	0	0	0.0%	0
0.0%	0.0%	0.0%	0.0%	0.0%	0.0%
0.00	0.0%	0.00	0.00	0.0%	0.00
0	0.0%	0	0	0.0%	0
0	0.0%	0	0	0.0%	0
0	0.0%	0	0	0.0%	0
0.0%	0.0%	0.0%	0.0%	0.0%	0.0%
0			0		
0			0		
0			0		
0			0		
0.00	0.0%	0.00	0.00	0.0%	0.00
0.00	0.0%	0.00	0.00	0.0%	0.00
0.00	0.0%	0.00	0.00	0.0%	0.00
0.00	0.0%	0.00	0.00	0.0%	0.00
0.00	0.0%	0.00	0.00	0.0%	0.00

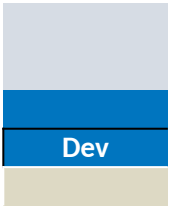







ve	Q8 Quarterly			Q8 Cumulative			Totals	
	Planned	Actual	Dev	Planned	Actual	Dev	Planned	Actual

								0
							0	0
								0
							0	0
							0	0
							0.00	0.00
							0.0%	0.0%
							0	0
							0	0
							0.0%	0.0%
							0.00	0.00
0.0%	0	0	0.0%	0	0	0.0%	0	0
0.0%	0.0%	0.0%	0.0%	0.0%	0.0%	0.0%	0.0%	0.0%
							0	0
							0	0
							0	0
							0.0%	0.0%
							0	0
							0	0
							0	0
							0	0
							0	0
							0	0
							0	0
							0	0
							0	0
							0	0
							0.00	0.00
							0.00	0.00
							0.00	0.00
							0.00	0.00
							0.00	0.00



0.0%



0.0%

0.0%

0.0%

0.0%

0.0%

0.0%

0.0%

0.0%

0.0%



0.0%

0.0%

0.0%

0.0%

0.0%

0.0%

0.0%

0.0%



0.0%

0.0%

0.0%

0.0%

0.0%

0.0%



0.0%

0.0%

0.0%

0.0%

0.0%



Form View

Clear Column Filters

**Participant ID**  
*(DO NOT USE SSN)*

**Participant Name**  
*(Do not use Actual Full Names)*

**Service Start Date**  
*(YYYY/MM/DD)*

ParticipantID

ParticipantName

SvcStartDate

0

0

0

<b>Date First Registered in American Job Center (AJC)</b> (YYYY/MM/DD)	<b>Co-Enrolled in American Job Center (AJC)</b> (1=Yes, 0=No)	<b>Co-Enrolled in VA's Grant and Per Diem (GPD)</b> (1=Yes, 0=No)	<b>Co-Enrolled in Veterans Affairs Supportive Housing (VASH)</b> (1=Yes, 0=No)	<b>Co-Enrolled in Supportive Services for Veteran Families (SSVF)</b> (1=Yes, 0=No)
AjcDate	CoEnrAjc	CoEnrGpd	CoEnrVash	CoEnrSsvf

0

0

0

0

0

<b>Co-Enrolled in SSVF-Shallow Subsidy</b> (1=Yes, 0=No)	<b>Co-Enrolled in FEMA</b> (1=Yes, 0=No)	<b>Co-Enrolled in Native American Housing Assistance &amp; Self-Determination Act (NAHASDA)</b> (1=Yes, 0=No)	<b>Co-Enrolled in VA's Homelessness Prevention and Rapid Re-Housing Program (HPRP)</b> (1=Yes, 0=No)
CoEnrSsvfSs	CoEnrFema	CoEnrNahasda	CoEnrHprp

0

0

0

0

<b>Service End Date</b> <i>(Leave Blank for Persons to be Carried Forward to a Subsequent Grant)</i> (YYYY/MM/DD)	<b>Placed in Employment</b> (1=Yes, 0=No)	<b>Hourly Wage at Placement</b>	<b>Gender</b> (1=Male, 2=Female)
SvcEndDate	PlacedInEmp	HrlyWgPlmt	Gender

0

0

0

0



<b>Ethnicity</b> <i>(1=Hispanic or Latino, 0=Not Hispanic or Latino)</i>	<b>American Indian or Alaska Native</b> <i>(1=Yes, 0=No)</i>	<b>Asian</b> <i>(1=Yes, 0=No)</i>	<b>Black or African American</b> <i>(1=Yes, 0=No)</i>
Ethnicity	AmIndOrAkNtv	Asian	BlkOrAfAmer

0

0

0

0

<b>Native Hawaiian or Other Pacific Islander</b> (1=Yes, 0=No)	<b>White</b> (1=Yes, 0=No)	<b>Age</b> (at First Service)
NtvHawOrPacIsl	White	Age

0

0

0

<b>Date Entered Military Service</b>	<b>Date of Military Discharge</b>	<b>Last Branch of Military Service</b>	<b>Highest Education Level (at First Service)</b>
MilSvcEntryDate	MilSvcDischargeDate	LastMilSvcBranch	HighestEdLvl

0

0

0

0

<b>At Risk of Homelessness</b> (1=Yes, 0=No)	<b>Homeless</b> (1=Yes, 0=No)	<b>Episodic Homelessness</b> (1=Yes, 0=No)	<b>Homeless With Family</b> (1=Yes, 0=No)	<b>IVTP Eligible</b> (1=Yes, 0=No)
AtRisk	Homeless	EpisHomeless	HlessWfam	IvtpElig





0

0

0

0

0

<b>Disabled</b> (1=Yes, 0=No)	<b>Special Disabled</b> (1=Yes, 0=No)	<b>Date First Provided On-the- Job Training</b>	<b>Date Last Provided On-the- Job Training</b>
Disabled	SpcDisabled	DtFirstOjt	DtLastOjt



0

0

0

0

**Training**

**On-the-Job Training Type**  
*(1=Apprenticeship; 2=Not an Apprenticeship)*

**Date First Provided Career Technical Training**

**Date Last Provided Career Technical Training**

OjtType

DtFirstCareerTechTrn

DtLastCareerTechTrn



0

0

0

**Activities**

**Date First Provided  
Entrepreneurial Training**

**Date Last Provided  
Entrepreneurial Training**

**Date First Provided Other  
Training**

DtFirstEntrepTrn

DtLastEntrepTrn

DtFirstOtherTrn





0

0

0

Date Last Provided Other Training	Date First Provided Customized Training	Date Last Provided Customized Training	Date Last Placed in Transitional or Permanent Housing	Quarter Last Provided Employment Adjustment Services (Support Service Type)
DtLastOtherTrn	DtFirstCustomTrn	DtLastCustomTrn	DtLastPlcHous	QtrLastEmpAdjSvc



0

0

0

0

0


[Grey Header Bar]			
[Light Yellow Header Bar]			
<b>Quarter Last Provided Job Search Assistance (Support Service Type)</b>	<b>Quarter Last Provided Job Readiness Training (Support Service Type)</b>	<b>Quarter Last Provided Transitional Job</b>	<b>Quarter Last Provided Transportation (Support Service Type)</b>
QtrLastJobSrc hAsst	QtrLastJobReadI rn	QtrLastTransitJob	QtrLastTransport

0

0

0

0



**Services**

<p><b>Quarter Last Provided Child / Dependent Care (Support Service Type)</b></p>	<p><b>Quarter Last Provided Educational Supplies &amp; Fees (Support Service Type)</b></p>	<p><b>Quarter Last Provided Accommodations for Persons with Disabilities (Support Service Type)</b></p>
---	--	---

QtrLastChildCare                      QtrLastEducFees                      QtrLastAccomDisab



0

0

0

<b>Quarter Last Provided Health Care Service (Support Service Type)</b>	<b>Quarter Last Provided Work Attire / Tools / Equipment (Support Service Type)</b>	<b>Quarter Last Provided Legal Aid Services (Support Service Type)</b>	<b>Quarter Last Provided Drug &amp; Alcohol Counseling (Support Service Type)</b>
QtrLastHealthCare	QtrLastWorkAttireTools	QtrLastLegAid	QtrLastDrugAlcCouns

0

0

0

0

<b>Quarter Last Provided Temporary Shelter (Support Service Type)</b>	<b>Quarter Last Provided Financial Counseling (Support Service Type)</b>	<b>Quarter Last Provided Other Support Service (Support Service Type)</b>	<b>Earned Wages in 1st Quarter After Exit (1=Yes, 0=No)</b>	<b>Earned Wages in 2nd Quarter After Exit (1=Yes, 0=No)</b>
QtrLastTempShelt	QtrLastFinCouns	QtrLastOthSupSvc	EarnWg1Qae	EarnWg2Qae

0

0

0

0

0

Follow-Up				
Hours Per Week in 2nd Quarter After Exit	Average Wage in 2nd Quarter After Exit	Earned Wages in 3rd Quarter After Exit (1=Yes, 0=No)	Hours Per Week in 3rd Quarter After Exit	Hourly Wage in 3rd Quarter After Exit
HoursPerWk2Qae	HrlyWg2Qae	EarnWg3Qae	HoursPerWk3Qae	HrlyWg3Qae


0

0.00

0


0

0.00





<b>Earned Wages in 4th Quarter After Exit</b> <i>(1=Yes, 0=No)</i>	<b>Hours Worked Per Week in 4th Quarter After Exit</b>	<b>Hourly Wage in 4th Quarter After Exit</b>	<b>Enrollment Quarter</b>
---	--	--	---------------------------


EarnWg4Qae	HoursPerWk4Qae	HrlyWg4Qae	EnrollQtr
------------	----------------	------------	-----------


































0

0

0.00

0



**Miscellaneous**

**Carry Over**  
(1=Yes, 0=No)

**Exit Quarter**  
(Use filter button to  
show Exited  
Participants by  
Quarter)

**Quarter Employed**

**Multiracial**  
(1=Yes, 0=No)

CarryOver

ExitQtr

EmployQtr

Multiracial

#NAME?

0

#NAME?

0

#NAME?

0

#NAME?

0

#NAME?

0

#NAME?

0

#NAME?

0

#NAME?

0

#NAME?

0

#NAME?

0

#NAME?

0

#NAME?

0

#NAME?

0

#NAME?

0

#NAME?

0

#NAME?

0

#NAME?

0

#NAME?

0

#NAME?

0

#NAME?

0

#NAME?

0

#NAME?

0

#NAME?

0

#NAME?

0

#NAME?

0

#NAME?

0

#NAME?

0

#NAME?

0

#NAME?

0

#NAME?

0

#NAME?

0























0

0

0

0



























0

0

0

0.00

0.00

























0

0.00

inpAdminCosts_Q1	inpAdminCosts_Q2	inpAdminCosts_Q3	inpAdminCosts_Q4	inpAdminCosts_Tot
0.00	0.00	<u>0.00</u>	0.00	0.00



inpAvgHrlyWgPlmt_Q1	inpAvgHrlyWgPlmt_Q2	inpAvgHrlyWgPlmt_Q3	inpAvgHrlyWgPlmt_Q4
0.00	0.00	0.00	0.00

inpAvgHrlyWgPlmt_Tot	inpCarTech	inpDirCosts_Q1	inpDirCosts_Q2	inpDirCosts_Q3	inpDirCosts_Q4
0.00	0	0.00	0.00	0.00	0.00

<b>inpDirCosts_Tot</b>	<b>inpEmpRt2Qae_Q3</b>	<b>inpEmpRt2Qae_Q4</b>	<b>inpEmpRt2Qae_Q5</b>	<b>inpEmpRt2Qae_Q6</b>
0.00	0	0	0	0

inpEmpRt2Qae_Tot	inpEmpRt4Qae_Q5	inpEmpRt4Qae_Q6	inpEmpRt4Qae_Q7	inpEmpRt4Qae_Q8
0	0	0	0	0

inpEmpRt4Qae_Tot	inpEnroll_Q1	inpEnroll_Q2	inpEnroll_Q3	inpEnroll_Q4	inpEnroll_Tot
0	0	0	0	0	0

inpEpisEnrl_Q1	inpEpisEnrl_Q2	inpEpisEnrl_Q3	inpEpisEnrl_Q4	inpEpisEnrl_Tot	inpEpisExit_Q1
0	0	0	0	0	0

inpEpisExit_Q2	inpEpisExit_Q3	inpEpisExit_Q4	inpEpisExit_Tot	inpEpisPlcEmp_Q1
0	0	0	0	0

inpEpisPlcEmp_Q2	inpEpisPlcEmp_Q3	inpEpisPlcEmp_Q4	inpEpisPlcEmp_Tot	inpErnWg2Qae_Q3
0	0	0	0	0



inpErnWg2Qae_Q4	inpErnWg2Qae_Q5	inpErnWg2Qae_Q6	inpErnWg2Qae_Tot	inpErnWg4Qae_Q5
0	0	0	0	0

inpErnWg4Qae_Q6	inpErnWg4Qae_Q7	inpErnWg4Qae_Q8	inpErnWg4Qae_Tot	inpExit_Q1
0	0	0	0	0

inpExit_Q2	inpExit_Q3	inpExit_Q4	inpExit_Tot	inpFipsCovCodes
0	0	0	00	

**inpGeoCovArea**

0

<b>inpGrantBeginDate</b>	<b>inpGranteeName</b>	<b>inpGrantEndDate</b>	<b>inpIndirCosts_Q1</b>	<b>inpIndirCosts_Q2</b>	
12/30/1899		0	12/30/1899	0.00	0.00

<b>inpIndirCosts_Q3</b>	<b>inpIndirCosts_Q4</b>	<b>inpIndirCosts_Tot</b>	<b>inpJobSrchAsst</b>	<b>inpLocked</b>
0.00	0.00	0.00		0 Unlocked

inpMedErn2Qae_Q3	inpMedErn2Qae_Q4	inpMedErn2Qae_Q5	inpMedErn2Qae_Q6
0.00	0.00	0.00	0.00

inpMedErn2Qae_Tot	inpOjt_App	inpOjt_NotApp	inpPartSvcExp_Q1	inpPartSvcExp_Q2
0.00	0	0	0.00	0.00



<b>inpPartSvcExp_Q3</b>	<b>inpPartSvcExp_Q4</b>	<b>inpPartSvcExp_Tot</b>	<b>inpPctPlnEnrl_AtRisk</b>	<b>inpPctPlnEnrl_Fem</b>
0.00	0.00	0.00	0%	0%

inpPctPlnEnrl_Fmy	inpPctPlnEnrl_Ivtp	inpPlcEmp_Q1	inpPlcEmp_Q2	inpPlcEmp_Q3	inpPlcEmp_Q4
0%	0%	0	0	0	0

inpPlcEmp_Tot	inpPlcHous_Q1	inpPlcHous_Q2	inpPlcHous_Q3	inpPlcHous_Q4	inpPlcHous_Tot
0	0	0	0	0	0

inpPlmtRateEpis\_Q1 inpPlmtRateEpis\_Q2 inpPlmtRateEpis\_Q3 inpPlmtRateEpis\_Q4

0

0

0

0

inpPlmtRateEpis_Tot	inpPlmtRateOvr_Q1	inpPlmtRateOvr_Q2	inpPlmtRateOvr_Q3
0%	0	0	0

inpPlmtRateOvr_Q4	inpPlmtRateOvr_Tot	inpProjectName	inpRediTrans	inpRequestedAmt	
0	0%		0	0	0.00

inpStateAbbr	inpStateName	inpTotExp_Q1	inpTotExp_Q2	inpTotExp_Q3	inpTotExp_Q4
0	0	0.00	0.00	0.00	0.00

inpTotExp_Tot	inpUndupCntTrn
0.00	0



<b>inpAdminCosts_Q1</b>	<b>inpAdminCosts_Q2</b>	<b>inpAdminCosts_Q3</b>	<b>inpAdminCosts_Q4</b>
0.00	0.00	0.00	0.00

inpAdminCosts_Tot	inpAjc_Q1	inpAjc_Q2	inpAjc_Q3	inpAjc_Q4	inpAjc_Tot	inpAssmt_Q1
0.00	0	0	0	0	0	0

inpAssmt_Q3	inpAssmt_Tot	inpAvgHrlyWgPlmt_Q1	inpAvgHrlyWgPlmt_Q2
0	0	0.00	0.00

inpAvgHrlyWgPlmt_Q3	inpAvgHrlyWgPlmt_Q4	inpAvgHrlyWgPlmt_Tot	inpCarryOvr_Q1
0.00	0.00	#DIV/0!	0

<b>inpCarryOvr_Tot</b>	<b>inpDirCosts_Q1</b>	<b>inpDirCosts_Q2</b>	<b>inpDirCosts_Q3</b>	<b>inpDirCosts_Q4</b>
0	0.00	0.00	0.00	0.00

<b>inpDirCosts_Tot</b>	<b>inpEmpRt2Qae_Q3</b>	<b>inpEmpRt2Qae_Q4</b>	<b>inpEmpRt2Qae_Q5</b>	<b>inpEmpRt2Qae_Q6</b>
0.00	0%	0%	0%	0%

<b>inpEmpRt2Qae_Tot</b>	<b>inpEmpRt4Qae_Q5</b>	<b>inpEmpRt4Qae_Q6</b>	<b>inpEmpRt4Qae_Q7</b>
0%	0%	0%	0%

inpEmpRt4Qae_Q8	inpEmpRt4Qae_Tot	inpEnroll_Q1	inpEnroll_Q2	inpEnroll_Q3	inpEnroll_Q4
0%	0%	0	0	0	0



inpEnroll_Tot	inpErnWg2Qae_Q3	inpErnWg2Qae_Q4	inpErnWg2Qae_Q5	inpErnWg2Qae_Q6
0	0	0	0	0

inpErnWg2Qae_Tot	inpErnWg4Qae_Q5	inpErnWg4Qae_Q6	inpErnWg4Qae_Q7
0	0	0	0

inpErnWg4Qae_Q8	inpErnWg4Qae_Tot	inpExit_Q1	inpExit_Q2	inpExit_Q3	inpExit_Q4
0	0	0	0	0	0

<b>inpExit_Tot</b>	<b>inpFundingAmt</b>	<b>inpGranteeName</b>	<b>inpGrantNum</b>	<b>inpIndirCosts_Q1</b>
0	\$ -		0	0 0.00

<b>inpIndirCosts_Q2</b>	<b>inpIndirCosts_Q3</b>	<b>inpIndirCosts_Q4</b>	<b>inpIndirCosts_Tot</b>	<b>inpMedErn2Qae_Q3</b>
0.00	0.00	0.00	0.00	0.00

inpMedErn2Qae_Q4	inpMedErn2Qae_Q5	inpMedErn2Qae_Q6	inpMedErn2Qae_Tot	inpOptYear
0.00	0.00	0.00	0.00	Select Year

inpPartSvcCosts_Q1	inpPartSvcCosts_Q2	inpPartSvcCosts_Q3	inpPartSvcCosts_Q4
0.00	0.00	0.00	0.00

<b>inpPartSvcCosts_Tot</b>	<b>inpPlcEmp_Q1</b>	<b>inpPlcEmp_Q2</b>	<b>inpPlcEmp_Q3</b>	<b>inpPlcEmp_Q4</b>	<b>inpPlcEmp_Tot</b>
0.00	0	0	0	0	0



inpPlcHous_Q1	inpPlcHous_Q2	inpPlcHous_Q3	inpPlcHous_Q4	inpPlcHous_Tot
0	0	0	0	0

<b>inpPlmtRate_Enrl</b>	<b>inpPlmtRate_Exit</b>	<b>inpPlmtRate_Q1</b>	<b>inpPlmtRate_Q2</b>	<b>inpPlmtRate_Q3</b>
0%	0%	0%	0%	0%

<b>inpPlmtRate_Q4</b>	<b>inpReportQtr</b>	<b>inpStateName</b>	<b>inpTotExp_Q1</b>	<b>inpTotExp_Q2</b>	
	0% Q1 July 1 - September		0	0.00	0.00

inpTotExp_Q3	inpTotExp_Q4	inpTotExp_Tot	outOptYear	outReportQtr
0.00	0.00	0.00	0	1

**ParticipantID**

**ParticipantName**

**SvcStartDate**

**AjcDate**

**CoEnrAjc**























CoEnrGpd

CoEnrVash

CoEnrSsvf

CoEnrSsvfS

CoEnrFema

CoEnrNahasda

CoEnrHprp

























**SvcEndDate**

**PlacedInEmp**

**rlyWgPln**

**Gender**

**Ethnicity**























AmIndOrAkNtv

Asian

BlkOrAfAmer vHawOrPac

White

Age

























MilSvcEntryDate /cDischargestMilSvcBranc HighestEdLvl AtRisk Homeless























**EpisHomeless**

**HlessWfam**

**IvtpElig**

**Disabled**

**SpcDisabled**























**DtFirstOjt**

**DtLastOjt**

**OjtType**

**FirstCareerTechTDtLastCareerTechTrn**

























**DtFirstEntrepTrn**

**DtLastEntrepTrn**

**DtFirstOtherTrn**

**DtLastOtherTrn**

**DtFirstCustomTrn**























**DtLastCustomTrn**

**DtLastPlcHous**

**QtrLastEmpAdjSvc**

**QtrLastJobSrchAsst**























**QtrLastJobReadTrn**

**QtrLastTransitJob**

**QtrLastTransport**

**QtrLastChildCare**

























QtrLastEducFees QtrLastAccomDisab trLastHealthCatrLastWorkAttireTooQtrLastLegAid LastDrugAlcCo























QtrLastTempShelt QtrLastFinCouns QtrLastOthSupSv EarnWg1Qae EarnWg2Qae hoursPerWk2Qa

























HrlyWg2Qae EarnWg3QaeursPerWk3QHrlyWg3Qae EarnWg4Qae HoursPerWk4Qae HrlyWg4Qae













































