

Grantee Dashboard Template

Strategy 1: Increase the availability of CDC-recognized organizations in underserved areas

Strategies Used to Recruit New Affiliate Delivery Sites to Offer the Lifestyle Change Program in Underserved Areas by [Grantee], Year 1

Site Recruitment Strategy	Estimated %
Recruit via grantee organization's website	
Recruit via email blast to partners	
Recruit via leveraging pre-existing relationships	
Use third-party network to identify sites to deliver the CDC-recognized lifestyle change program	
Recruit via phone outreach to potential partners	
Recruit via press release	
Other	

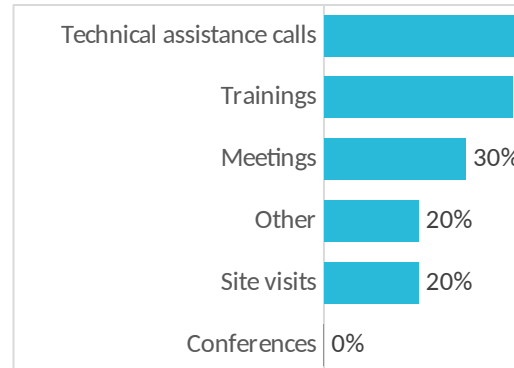
¹ Percentages do not total to 100%, as grantees can use multiple strategies.

² Total of "number of organizations reached"

³ Count of "Site DPRP ORGCODE" reported

Strategy 2: Increase clinician screening, detection, and referral of adults with prediabetes or at high risk for type 2 diabetes to a CDC-recognized lifestyle change program

Most Common Types of Technical Assistance, Training, and Resources Provided to Affiliate Delivery Sites to Engage Health Care Systems and Health Care Providers¹ across all Grantees,² Year 1



¹ Calculated as the percentage of grantees providing each type of technical assistance. Percentages do not total to 100%, as grantees can provide multiple types of technical assistance, trainings, and resources.

² N=10

Strategy 3: Increase priority population awareness of prediabetes and enrollment in the lifestyle change program

Most Common Marketing Strategies Used to Target Priority Populations¹ across all Grantees,² Year 1

Marketing Strategy	Priority Population Targeted							
	Hispanics	African Americans	Asian Americans	AI, AN, PI ³	People with VI or PD ⁴	Men	Medicare	Rural or Frontier
Advertising (paid or unpaid media)	50%	50%	20%	20%	20%	20%	90%	20%
News media	20%	20%	20%	20%	20%	20%	20%	20%
Social media	20%	20%	20%	20%	20%	20%	20%	20%
Group meetings and events	30%	20%	30%	20%	30%	0%	20%	40%
Print campaigns or dissemination	10%	20%	0%	10%	10%	20%	20%	20%
Partner activities	50%	50%	20%	20%	20%	20%	90%	20%
One-on-one contact	20%	20%	20%	20%	20%	20%	20%	20%
Direct mail	20%	20%	20%	20%	20%	20%	20%	20%
Moneta	30%	20%	30%	20%	30%	0%	20%	40%

Strategy 4: Ensure high rates of retention for priority population participants in the lifestyle change program

Most Common Types of Advanced Skills Training Provided across all Grantees,¹ Year 1

Advanced Skills Training Type	Percentage of Grantees
Grantee data system: data collection and reporting	50%
How to use data for program improvement	20%
Training to comply with federal Health	20%

Strategy 5: Ensure that participation in the lifestyle change program is included as a covered benefit for priority populations

Number of Payers or Employers Reached to Promote the Lifestyle Change Program as a Covered Benefit across all Grantees,¹ Year 1

Year 1

Recruitment Places	Number of Recruitment Places for [Site]	Total Participants Reached for [Site]
Community setting	20	2000
Government setting	2	100
Health care setting	40	4000
Employer/insurers	34	3000
Faith-based setting	2	1000

Strategy 4: Ensure high rates of retention for priority population participants in the lifestyle change program

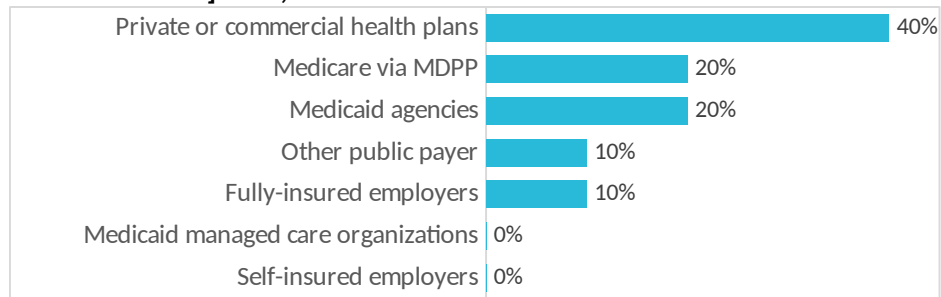
Number of [Insert Grantee's Name] Sites with Delivery Adaptations¹ by Priority Population, Year 1

Priority Population Targeted	Number of Sites with Delivery Adaptations
Hispanics	3
African Americans	2
Asian Americans	0
American Indians, Alaska Natives, Pacific Islanders	0
People with visual impairments or physical disabilities	0
Men	0
Medicare	0
Rural or frontier	0

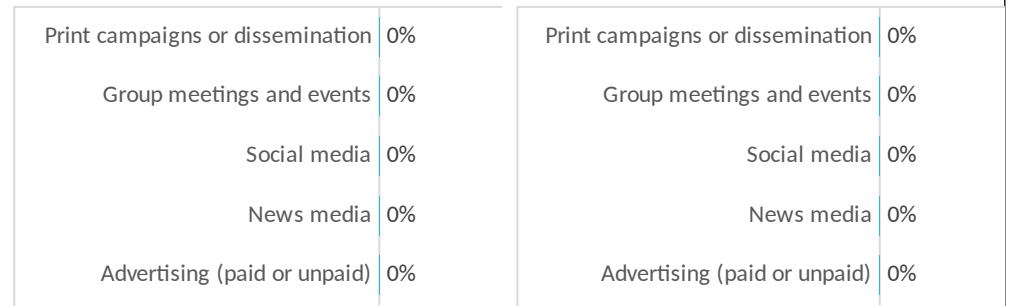
¹ Count of sites with at least one type of delivery adaptation.

Strategy 5: Ensure that participation in the lifestyle change program is included as a covered benefit for priority populations

Common Types of Payers Who Reimbursed Participants¹ across [Insert Grantee's Name] Sites, Year 1

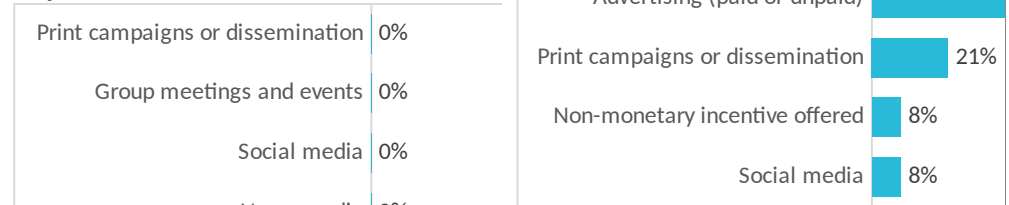


¹ Calculated as the percentage of total reimbursed participants by each type of payers.



People with Visual Impairments or Physical Disabilities

Men



¹ Calculated as the percentage of total people in the priority population who were reached by each marketing strategy.

