

BJS Request for OMB Generic Clearance for Cognitive Testing and a Pilot Test for the National Crime Victimization Survey (NCVS) Instrument Redesign and Testing Project: Attachments

Attachment 1: Cognitive testing – protocol.....2
Attachment 2: Cognitive testing – recruitment screener.....29
Attachment 3: Cognitive testing – recruitment ad.....33
Attachment 4: Cognitive testing – informed consent.....35
Attachment 5: Pilot test – advanced letter.....37
Attachment 6: Pilot test – brochure.....42
Attachment 7: Pilot test – household enumeration instrument.....47
Attachment 8: Pilot test – adult consent.....228
Attachment 9: Pilot test – parental permission.....234
Attachment 10: Pilot test – youth assent.....245
Attachment 11: Pilot test – NCVS interviewer-administered instrument (Condition 1)255
Attachment 12: Pilot test – Redesigned interviewer-administered instrument (Condition 2).....1106
Attachment 13: Pilot test – debriefing items.....1323
Attachment 14: Unprogrammed changes for What Happened: Module SV - Unwanted Sexual Contact.....1334
Attachment 15: Pilot test – validation interview.....1343
Attachment 16: Distress protocol training.....1347
Attachment 17: Victim resources – hotline numbers.....1387

Attachment 1: Cognitive testing – protocol

NCVS-R: FINAL COGNITIVE INTERVIEW PROTOCOL

Date: Time__ ID #:__ Interviewer Initials:

1. Introduction

Thank you for taking the time to help us out today. The session will take approximately an hour and a half. I'll give you a little background about what we'll be doing today.

Westat is working on this project for the Bureau of Justice Statistics, which is part of the U.S. Department of Justice. We are interested in how people classify different experiences that may happen to them to help us test questions that may be used on the National Crime Victimization Survey. The NCVS is administered every year nationwide and collects information on people's experiences with crime and victimization. Westat is looking at ways these questions can be improved.

Today, I will be asking you a series of questions being considered for the NCVS. Every now and then, I will stop you and we will talk about what you thought the questions were asking and how you came up with your answers.

This is a research project and your participation is voluntary. You can skip any question and you can stop at any point. We would very much appreciate your permission to audio record this conversation. The audio recording will be used for note-taking purposes only and may be listened to by the project or the BJS staff. It will be destroyed when the project is over. When we are finished, we will give you 60 dollars in gratitude for your assistance. We are interested in everything you have to say and we encourage you to speak openly about the questions and your answers.

2. Consent Process

HAND THE CONSENT FORM TO PARTICIPANT, ANSWER ANY QUESTIONS, AND OBTAIN CONSENT BEFORE CONTINUING. This form contains more information about the research and your rights in this interview. Please read it over and let me know if you have any questions.

(ANSWER QUESTIONS) If you are willing to take part in the study, please sign both copies. One copy is for you, and I will hold onto the other.

[START RECORDER AND GET ORAL PERMISSION TO RECORD.] It is [DATE AND TIME], do I have your permission to audio record this conversation? ~~~~ Thank you.

Do you have any questions before we get started? I am going to start asking you the questions as if I were an interviewer in your home. Every now and then we'll stop to talk about the questions.

I am interested in all feedback that you may have about these questions. Sometimes I will pause and ask you to comment on what you thought a question was asking, but please also jump in at any time to share your own feedback with me if you find a question or response choices to be confusing or unclear.

Spontaneous Probing Strategy

IF RESPONDENT ASKS A QUESTION OR HAS A PROBLEM WITH A QUESTION AS YOU ARE ASKING IT OR AS THEY ARE ANSWERING IT, IMMEDIATELY PROBE TO UNDERSTAND THE NATURE OF THE PROBLEM.

EXAMPLE PROBES

- You seemed to have taken a long time to answer that question. Can you tell me what you were thinking about?
- What part of the question doesn't make sense to you? Tell me more.
- Tell me more about what you thought that question was asking?
- How did you decide on your answer?

Cognitive Probes

Question ID: PQ3c

In your opinion, how fairly do the police in your area treat people?

- 1 Very fairly
- 2 Somewhat fairly
- 3 Neither fairly nor unfairly
- 4 Somewhat unfairly
- 5 Very unfairly

What do you think this question is asking?

Would your answer have been any different if we had asked “In your opinion, how fairly do the police in your area treat people regardless of who they are?”

Question ID: CA1d

(How worried are you about) having something stolen from your porch, lawn, garage, or other part of your property?

- 1 Extremely worried
- 2 Very worried
- 3 Somewhat or moderately worried
- 4 Slightly worried
- 5 Not at all worried

ASK Description: All respondents.

How easy or hard was it to understand the response options?

What do you think is the difference between “somewhat or moderately worried” and “slightly worried”?

Question ID: S_01D1

Did this incident happen before, after, or on {12-MO ANCHORDATE}?

- 1 It happened before {12-MO ANCHORDATE}
- 2 It happened after or on {12-MO ANCHORDATE}
- 3 I don't know when it happened / can't remember

How easy or hard was this question to answer?

How certain are you of your answer?

Question ID: S_01EFG

Still thinking about this {most recent/second most recent/third most recent/fourth most recent/S_01D: MONTH, YEAR} incident when someone{ stole a vehicle or used it without permission}{ or}{ tried to steal a vehicle},

- 2 Were you physically attacked, or threatened with a weapon during this incident?

What do you think is meant by “physically attacked or threatened with a weapon”?

How did you decide on your answer to this?

Question ID: S_06A8

People sometimes don't think of attacks by someone they know, like {a current or former spouse or partner/a boyfriend or girlfriend}, someone {at work or at school/at school}, a friend, a family member, a neighbor, or any other person you've met or known.

{Other than what you have already mentioned,} In the past 12 months, has anyone you know used any kind of physical force against you? Examples are if someone you know choked you, slapped you, hit you, attacked you with a weapon, or otherwise physically hurt you.

- 1 Yes
- 2 No

ASK Description: All respondents.

What kinds of situations was this question asking about?

What did you think about all of the examples of different kinds of people you might know. How helpful is it to provide those examples?

Question ID: S_07A

The next questions are about any sexual contact in the past 12 months that you DID NOT CONSENT TO and that YOU DID NOT WANT to happen. The information you provide is confidential.

Sexual contact includes touching of your sexual body parts, or any type of sexual penetration with a body part or object. It also includes making you touch or penetrate someone else. This could have been done by someone you knew well, someone you casually knew, or a stranger and can happen to both men and women.

{Other than the unwanted sexual contact you have already mentioned,} in the past 12 months...

- 1 Did anyone touch, grab, or kiss your sexual body parts against your will – or TRY to do this?
- 2 Did anyone force you to have sexual contact by holding you down with his or her body, pinning your arms, hitting or kicking you, or using some other type of force – or TRY to do this?
- 3 Did anyone threaten to physically hurt you or someone close to you if you did not have sexual contact?
- 4 Did anyone have sexual contact with you – or try to have sexual contact with you – while you were passed out, unconscious, asleep, or unable to consent because you were drunk or high?

At the beginning of these questions, we defined sexual contact. We want to make sure this definition makes sense, so I'd like to read it back to you and get your reactions to it. We said "Sexual contact includes touching of your sexual body parts, or any type of sexual penetration with a body part or object. It also includes making you touch or penetrate someone else. This could have been done by someone you knew well, someone you casually knew, or a stranger and can happen to both men and women." What are your reactions to this definition?

Then we asked "Did anyone touch, grab, or kiss your sexual body parts against your will – or TRY to do this?" Was there anything confusing about this question?

Question ID: CIR2 (NON-INTERLEAFING ONLY)

Just to confirm, did any of the following other things also happen as part of this incident {MONTH/YEAR OF INCIDENT}?

- 1 {Someone stole or tried to steal a vehicle.}
- 2 {Someone stole or tried to steal vehicle parts or gas.}
- 3 {Someone stole something{ else}.}
- 4 {Someone tried to steal something{ else} but did not steal it.}
- 5 {Someone broke in, or tried to break in to your property.}
- 6 {Someone vandalized something of yours.}
- 7 {Someone attacked or threatened to attack you.}
- 8 {Someone had or tried to have sexual contact with you that you did not agree to and did not want to happen.}

How did you feel about being asked this question?

How easy or hard was it to answer?

Did it seem repetitive to what you had already said about the incident?

Question ID: PNSA1a

Earlier, you said someone had or tried to have unwanted sexual contact with you during this/the} incident {in {MONTH/YEAR}/in the past 12 months}.

These questions are about what specific things you did not want to happen during {this/the} incident. It may seem like you've already answered these questions, but we want to understand clearly what happened. Some of the language is explicit; it's important that the questions be asked this way so that you understand what we mean.

What do you think we mean when we say “some of the language is explicit”?

Question ID: SA_0

In this incident, did someone have unwanted sexual contact with you, such as touching, groping, or penetration, including making you do these things to them?

1 Yes

2 No

What do you think this question is asking?

How did you decide on your answer?

Question ID: SA_1

In this particular incident, ...

- 1 Did you have unwanted vaginal sex{ with a woman}?
- 2 Did you have unwanted oral or anal sex? (READ IF NEEDED: Oral sex means that someone put their mouth or tongue on a vagina, anus or penis. Anal sex is a man or boy putting his penis in someone else's anus.)
- 3 Was there unwanted penetration of sexual body parts with a finger or object?
- 4 Was there unwanted sexual contact, such as touching or kissing of sexual body parts, or grabbing, fondling, or rubbing up against you in a sexual way?

Was there anything confusing about any of these questions?

Question ID: SA_1F

You said that there was {unwanted vaginal sex}{,} {unwanted oral or anal sex}{,} {unwanted penetration with a finger or object} {and} {unwanted sexual touching} that you did not want to happen. Did the offender penetrate or touch your sexual body parts, were you forced to penetrate or touch the offender's sexual body parts, or did both happen?

- 1 The offender penetrated or touched you
- 2 You were forced to penetrate or touch the offender
- 3 Both

What do you think this question is asking?

Question ID: SA_2

During {this/the} incident...

- 1 Did the offender use physical force, such as holding or pinning you, hitting or kicking you, or using a weapon?
- 2 Did the offender threaten to physically hurt you or someone close to you?
- 3 Were you blacked out, unconscious, or asleep?
- 4 Were you unable to consent because you were too drunk or high?

What do you think is meant by blacked out in this question?

Was there anything confusing about any of these questions?

Question ID: SA_2F

Did the offender use some other type of pressure, such as threatening to cause financial or other problems for you, threatening to break up with you, threatening to hurt your reputation, or promising rewards?

- 1 Yes
- 2 No

What types of situations do you think this question is asking about?

Question ID: SA_3

Did the offender physically TRY to do, or make you do, any of the following, BUT NOT ACTUALLY DO IT?

- 1 {Have vaginal sex{ with a woman}{?}}
- 2 {Did the offender physically try to, or make you, have oral or anal sex?} {(READ IF NEEDED: Oral sex means that someone put their mouth or tongue on a vagina, anus or penis. Anal sex is a man or boy putting his penis in someone else's anus.)}
- 3 {Did the offender physically try to sexually penetrate you with a finger or object or make you penetrate them with your finger or an object?}
- 4 {Did the offender physically try to, or make you, touch or kiss sexual body parts?}

What types of situations do you think these questions were asking about? Was it clear that we were asking about situations where the person tried to do something but did not actually do it?

Any other comments on this set of questions?

Question ID: SA_3E

Did the offender verbally THREATEN to have vaginal sex, have oral or anal sex, or have sexual penetration with a finger or object when you did not want it to happen?

- 1 Yes
- 2 No

How is this question different from the ones I just asked you? Was it clear that we were asking about situations where the person threatened to do something but did not actually try to do it?

Any other comments on this question?

Question ID: SA_3F

Did the offender threaten to, or threaten to make you, touch or kiss sexual body parts when you did not want it to happen?

- 1 Yes
- 2 No

What types of situations do you think this question is asking about?

Was there anything confusing about it?

NOTE TO COGNITIVE INTERVIEWER: READ SA_4A BELOW RATHER THAN WHAT APPEARS ON THE PHP SCREEN. RECORD A RESPONSE OF 3 OR 4 AS A "3" ON THE PHP SCREEN.

Question ID: SA_4A

You said that the offender {tried to/threatened to} have unwanted sexual contact with you when you did not want it to happen.

- 1 Did the offender use physical force, such as holding or pinning you, hitting or kicking you, or using a weapon, in doing this?
- 2 Did the offender threaten to physically hurt you or someone close to you?
- 3 Did the offender {try/threaten} to do it while you were blacked out, unconscious or asleep?
- 4 Did the offender {try/threaten} to do it while you were unable to consent because you were too drunk or high?

Was there anything confusing about any of these questions?

What do you think the third question is asking (repeat wording)? Tell me more about how you decided on your answer. (IF NEEDED: If you were blacked out, asleep or unconscious during the incident, how would you know what happened?)

What do you think is meant by blacked out?

What do you think is the difference between these last two questions (repeat wording)?

NOTE TO COGNITIVE INTERVIEWER: READ THE TWO ITEMS BELOW BEFORE GOING BACK TO THE PHP SCREEN.

Question ID: SA_TBD
Did you tell the offender “no,” “stop” or that you did not want this to happen?
1 Yes
2 No

Question ID: SA_TBD
Did the offender stop when you said this?
1 Yes
2 No

PROBES:

Was there anything confusing about either of these questions?

What types of situations do you think these two questions were asking about?

Tell me more about how you decided on your answer(s).

What do you think is meant by “stop” in the 2nd question?

NOTE TO INTERVIEWER: RETURN TO USING PHP SCREEN.

Question ID: SA_4C
At the time, how likely did you think it was that the offender would actually act on their threat during {this/the} incident?
1 Very likely
2 Somewhat likely
3 Somewhat unlikely
4 Very unlikely

What do you think this question is asking?

How did you decide on your answer to this question?

Question ID: A2b

Did the offender(s):

- 1 Shoot you?
- 2 Shoot at you, but miss?
- 3 Hit you with the gun?
- 4 Show you a gun or point a gun at you?

What types of situations do you think is asking about? (Show you a gun or point a gun at you)

Question ID: A9

{Earlier you said the offender used physical force{ and had a weapon} during the incident.} Did the offender(s) {also} do any of the following?

- 1 Hit you, slap you, or knock you down
- 2 Grab, hold, trip, jump, or push you
- 3 Hit you with an object other than a gun
- 4 Throw something at you
- 5 Choke you
- 6 Do something else to attack you? (If so, what?)

Any feedback on this series of items? Did the order of the items make sense to you?

Question ID: CI3

Did you face any other physical consequences as a result of this victimization?

- 1 Yes (Specify) _____
- 2 No

What types of situations do you think this question is asking about?

(IF YES) Tell me how you decided on your answer to this question.

Question ID: MV1b

You said someone stole or tried to steal vehicle parts or gas during {this/the} incident{ in {MONTH}}. Did the offender(s) actually take any vehicle parts or gas?

- 1 Yes
- 2 No

Question ID: MV2b

{You said someone stole or tried to steal vehicle parts or gas during {this/the} incident{ in {MONTH}}.} Who did the vehicle parts or gas belong to?

- 1 You
- 2 Someone else you live with
- 3 Both you and someone else you live with
- 4 Someone you don't live with
- 5 Other _____

Was there anything confusing about these two questions?

Question ID: V08

Was the offender someone you knew by sight only, a casual acquaintance, or someone you knew well?

- 1 Knew by sight only
- 2 Someone you knew, but not well
- 3 Someone you knew well

What do you think is meant by "someone you knew, but not well"?

Question ID: HC2

A hate crime is a crime of prejudice or bigotry that occurs when an offender targets someone because of one or more of their characteristics or religious beliefs, such as:

- Race
- Religion
- Ethnic background or national origin
- A disability
- Sex
- Sexual orientation or gender identity

This could happen even if the offender falsely thinks you have certain characteristics or religious beliefs.

Do you think that this was a hate crime targeted at you?

1 Yes

GO TO HC_BOX1

2 No

GO TO HC3

What do you think is meant by a hate crime based on sex?

What do you think is the difference between the terms gender and sex , if any?

What do you think is the difference between the terms sexual orientation and gender identity, if any?

Do you think someone could experience a hate crime that is targeted both at their sex and their gender identity?

What would an example of that be?

(IF HC2=NO) I'd like to present you with a question that would be asked of people who said yes to it being a hate crime. The question would ask:

Do you think prejudice or bigotry towards any of the following was a reason you were targeted, even if the offender falsely thought something about you? And the response categories would be...

A. Because of your race?

B. Because of your religion?

C. Because of your ethnic background or national origin?

D. Because of any disability you may have?

E. Because of your sex?

F. Because of your sexual orientation or gender identity – by this we mean gay, lesbian, bisexual, straight, transgender, or gender non-conforming?

What do you think is meant by the question wording “Do you think prejudice or bigotry towards any of the following was a reason you were targeted?”

And what do you think is meant by “even if the offender falsely thought something about you?”

Question ID: HC5

Did any of the following things happen?

- 1 The offender(s) used hurtful or abusive language referring to your sex, religion, race or ethnicity, sexual orientation or gender identity, or a disability
- 2 There was something at the scene, such as a swastika or a burning cross, that made you think this was a hate crime
- 3 The police told you that this was a hate crime
- 4 From what you know, the offender(s) had committed similar hate crimes in the past
- 5 The incident happened around a holiday, event, or place commonly associated with a specific group
- 6 Other hate crimes had occurred in your local area or neighborhood
- 7 Something else happened that would suggest it was a hate crime
What? _____

I asked you if the “incident happened around a holiday, event, or place commonly associated with a specific group.” What are some examples of types of situations this is asking about?

Question ID: PI22

How satisfied were you that the police did everything they could . . .

- 1 Completely satisfied
- 2 Mostly satisfied
- 3 Equally satisfied and dissatisfied
- 4 Mostly dissatisfied
- 5 Completely dissatisfied

How easy or hard was this series of satisfaction questions to answer? Do you have any feedback on the response options I read aloud to you? (REPEAT RESPONSE CATEGORIES IF NEEDED)

Question ID: PI24

At the time, did you consider this incident to be a crime?

- 1 Yes
- 2 No

Question ID: PI25

Now, looking back, do you consider this incident to be a crime?

- 1 Yes
- 2 No

How did you decide on your answers to these questions?

Question ID: VS1B

{Other than{ the police or} family/friends have/Have} you told anyone in the following positions about the incident who you thought might be able to help you? (*Mark all that apply.*)

- 1 {Teacher, school counselor or school administrator}
- 2 {Employer, supervisor, or human resources personnel}
- 3 Medical or mental health professional
- 4 Representative of a religious or community organization
- 5 Security guard or personnel, other than the police
- 6 Other (specify) _____
- 7 No, have not told anyone in any of these positions.

(IF APPLICABLE) I read you a category that said “employer, supervisor, or human resources personnel.” Was there anything confusing about this category?

Question ID: VS2

Besides any help you might have gotten from friends or family, have you received the following kinds of services because of the incident?

- 1 Hotline, helpline, or crisis line intervention?
- 2 {Counseling, therapy, support groups, or help from a mental health provider?}
- 3 {Help or advocacy with medical care or medical exams, including accompanying you to a medical exam?}
- 4 {Sexual assault exam by a doctor, nurse or other medical professional?}
- 5 Free or low cost legal services from an attorney?
- 6 Help with the legal process, such as with police interviews, preparing for or going to court, or enforcement of your rights?
- 7 Help filing for a restraining, protection, or no-contact order?
- 8 {Help applying for victim compensation?}
- 9 {Short term or emergency financial assistance?}
- 10 {Housing, shelter or safehouse services?}
- 11 {Any other help or services because of the incident? _____}

(IF APPLICABLE) I read you a category that said "Help or advocacy with medical care or medical exams, including accompanying you to a medical exam." What types of situations do you think this question is asking about?

I read you a category that said "Help with the legal process, such as with police interviews, preparing for or going to court, or enforcement of your rights." What types of situations do you think this question is asking about?

Do you have feedback for me on any of the other items in this series?

Question ID: VS6

Were any of the following reasons why you didn't actually get the services you needed after the incident?

- 1 The services you needed were not available in your area?
- 2 Program was full, or there was a long wait list
- 3 You did not think you were eligible for services, or you were told you were not eligible?
- 4 You did not have transportation{ or childcare}?
- 5 You could not take time off work or school?
- 6 The services were not available in your language?
- 7 You didn't want to get the offender in trouble or face harsh consequences?
- 8 You were worried about the consequences for yourself or your family?
- 9 Some other reason? (Specify) _____

Do you have feedback for me on any of the items in this series? Was anything confusing?

What do you think is meant by the category "You didn't want to get the offender in trouble or face harsh consequences?"

Question ID: VS8

Please indicate whether or not each of the following were reasons why you did not try to get any services. *(Mark all that apply.)*

- 1 You did not know what help or services were available
- 2 You did not think you were eligible for services, or you were told you were not eligible
- 3 You did not have transportation{ or childcare}
- 4 You could not take time off work or school
- 5 You didn't want to get the offender in trouble or face harsh consequences
- 6 You were worried about the consequences for yourself or your family
- 7 You did not feel services were appropriate to meet your needs
- 8 Some other reason (Specify) _____

Do you have feedback for me on any of the items in this series? Was anything confusing?

Question ID: PC24A

Do you consider yourself to be disabled?

- 1 Yes
- 2 No

What do you think is meant by “disabled” in this question?

Were you thinking of physical disabilities? Developmental disabilities? Mental or emotional disabilities?

Do you think this is only referring to disabilities that have been diagnosed by a medical professional? Or not necessarily?

What if someone has a long-lasting condition, but it does not affect their daily activities or ability to work? How should they answer the question?

Question ID: PC26a

Do you primarily consider yourself to be Hispanic, or {response from PC26}, or both equally?

- 1 Hispanic
- 2 {response from PC26}
- 3 Both equally

How did you decide on your answer to this question?

How do you feel about being asked this question?

Question ID: PC32

What sex was recorded on your original birth certificate?

- 1 Male
- 2 Female
- 7 Refused
- 8 Don't know

What do you think this question is asking?

Is there anything confusing about it?

DEBRIEFING MODULE:

D_INTRO1

Thank you for answering these questions. We appreciate that you were willing to share your personal experiences and answer questions about some very private and sensitive issues in this survey.

We have just a few final questions that will help us improve the survey.

VI1. In the next two questions, we will ask you about two fictional situations and then you will be asked whether you think the character in each situation should report the incident on this survey.

Here is the first situation.

Jean and her husband got into an argument last month. He slapped her hard across the face and chipped her tooth. Do you think Jean should report this incident on this survey?

- 1 Yes
- 2 No

How did you decide on your answer to this?

How easy or difficult was it to understand what we were asking for in this question?

VI2. Here is the second situation.

Sally and Jim both got drunk on a date and had sex. Sally regretted that it happened, but felt that because both she and Jim were drunk they just got carried away. Do you think Sally should report this incident on this survey?

- 1 Yes
- 2 No

How did you decide on your answer to this?

How easy or difficult was it to understand what we were asking for in this question?

What do you think we meant when we said "should Sally report this incident on this survey?"

D_INTRO2. The following questions are about your reaction to this survey.

D1. How easy or difficult were the questions on this survey to understand? Would you say...

- 1 Very difficult
- 2 Difficult
- 3 Neutral
- 4 Easy
- 5 Very Easy

D2 Do you feel that the length of this interview was too long, too short, or about right?

- 1 Too long
- 2 Too short
- 3 About right

Please indicate how strongly you agree or disagree with each of the following statements.

D3 The research made you think about things you didn't want to think about. Would you say you...

- 1 Strongly Disagree
- 2 Disagree
- 3 Neutral
- 4 Agree
- 5 Strongly Agree

D4 If you were asked to do this survey again in future, you would participate. Would you say you...

- 1 Strongly Disagree
- 2 Disagree
- 3 Neutral
- 4 Agree
- 5 Strongly Agree

D5 How sensitive did you feel the questions asked in this survey were? Would you say they were...

- 1 Very sensitive
- 2 Somewhat sensitive
- 3 A little sensitive
- 4 Not at all sensitive

These are questions that we plan to ask of all respondents at the end of their survey experience. Do you have any feedback for me on these questions that could help us make sure they are easy to understand and easy to answer?

This next set of questions will be asked of respondents who participate in the interview by phone. I would like to ask you the questions and get your feedback on them, even though we did today's interview in-person.

- D7 Where were you when completing the survey? (Mark all that apply)
- 1 At home, in a room with all doors closed (D8)
 - 2 At home, in a room with doors, but at least one door was not closed (D8)
 - 3 At home, in a room without any doors (D8)
 - 4 On public transportation (e.g. bus, train) (D10B)
 - 5 In another public place (specify _____) (D10B)
 - 6 Other setting (specify _____) (D10B)

How easy or hard would this question be to answer?

Were any of the response categories confusing?

Any other feedback on this question?

For this next question, let's assume that you were at home when you completed the survey. We would next ask:

- D8 Was anyone else in the room while you were completing the survey?
- 1 Yes (D9)
 - 2 No (CLOSING)

What do you think we mean by "was anyone else in the room?"

If someone passed through the room while you were taking the survey, how would you answer this?

If someone was in the room at the start of the survey, but then left, how would you answer this?

Any other feedback on this question?

For this next question, let's assume that someone else was in the room for part of the time that you were taking the survey. We would next ask:

- D9. When someone was in the room, was this because...?
- 1 The person walked through the area
 - 2 The person was in the room for less than 5 minutes
 - 3 The person was in the room for at least 5 minutes

Any feedback on this question?

- D10 Who else was in the room while you were completing the survey? (Mark all that apply)
- 1 (IF UNDER 18) Your mother or father (or both)
 - 2 (IF 18 OR OVER) Your spouse or partner
 - 3 Some other adult
 - 4 A child/children

Any feedback on this question?

D10a Did anyone hear your answers to the questions?

1. Yes (D10c)
2. No (CLOSING)

Any feedback on this question?

D10c How many of your answers did the person hear?

1. 1 to 5 answers
2. 6 to 10 answers
3. More than 10 answers

How easy or hard do you think this would be to answer?

Any other feedback on this question?

WRAP-UP QUESTIONS:

Those are all the questions I have for you. Is there anything we haven't discussed that you would like to mention?

DISCUSS ANY RESPONDENT COMMENTS.

This interview may have brought up some sensitive issues for you. In case you would like to talk to someone after this interview, here is a list of resources that you can use.

HAND RESOURCES LIST TO RESPONDENT.

Thank you for your time.

Attachment 2: Cognitive testing – recruitment screener

NCVS-R Recruiting Screener Rockville

(DISPLAY WESTAT LOGO AT TOP OF SCREEN)

Thank you for your interest in an upcoming Westat study for the U.S. Bureau of Justice Statistics.

The Bureau of Justice Statistics is testing an online survey that will be given to households all over the country, and wants to be sure the survey works well for different types of people. So Westat is looking for adults who are interested in helping us by answering the questions and giving their reactions to them.

If you are interested and eligible, we will invite you to an in-person interview in Rockville, MD, which will take about 90 minutes. At the end of the in-person interview you will receive \$60 cash to help pay for your expenses in getting here.

To see if you are eligible for the study, please click to continue.

1. How old are you? (RECRUIT A MIX)

IF UNDER 18, OR MISSING, INELIGIBLE. THANK AND END

2. When was the last time you participated in a research focus group or interview?

LESS THAN 6 MONTHS AGO

6 MONTHS AGO OR MORE

NEVER

IF LESS THAN 6 MONTHS AGO, OR MISSING, INELIGIBLE. THANK AND END.

IF INELIGIBLE: Thank you for taking the time to answer these questions. You're not eligible to participate in the study at this time.

ROCKVILLE NCVS RECRUITMENT SCREENER

**3. RECORD GENDER. (RECRUIT A MIX)
IF NECESSARY, ASK: What is your gender?**

FEMALE

MALE

OTHER

4. During the last 12 months, did any of the following happen to you, personally, whether or not you contacted the police about it? ... Please mark if the person just TRIED to do this, or if it actually happened.

	YES, SOMEONE <u>TRIED</u> TO DO THIS	YES, THIS ACTUALLY HAPPENED	NO, THIS DID NOT HAPPEN
a. Did someone steal something or try to steal something from you?	1	2	3
b. Did someone attack you or try to attack you?	1	2	3
c. Did someone have unwanted sexual contact with you, or try to do this?	1	2	3
d. Did someone break into your home or try to break into your home?	1	2	3
e. Did someone vandalize your property?	1	2	3

IF CODE 3, OR MISSING TO ALL IN #4, INELIGIBLE.

RECRUIT AT LEAST 5 WHO ARE CODE 1 OR 2 IN 4C.

RECRUIT AT LEAST 3 WHO ARE CODE 1 OR 2 IN 4B.

RECRUIT AT LEAST 2 FROM EACH OF 4A, 4D, 4E (EITHER CODE 1 OR 2, BUT PREFERABLY CODE 2).

IF INELIGIBLE: Thank you for taking the time to answer these questions. You're not eligible to participate in the study at this time.

OTHERWISE, CONTINUE

ROCKVILLE NCVS RECRUITMENT SCREENER

5. What is the highest grade or level of education you have completed? (RECRUIT A MIX)

LESS THAN HIGH SCHOOL

HIGH SCHOOL DIPLOMA/GED

SOME COLLEGE (INCLUDES ASSOCIATE'S)

COLLEGE GRADUATE (BA, BS)

GRADUATE/PROFESSIONAL DEGREE (MA, MS, MD, JD, PhD, etc.)

6. Are you of Hispanic, Latino, or Spanish origin? (RECRUIT AT LEAST 5 WHO SAY YES)

YES

NO

7. What is your race? Please select one or more. (RECRUIT A MIX)

White

Black or African American

Asian

Native Hawaiian or other Pacific Islander

American Indian or Alaska Native

8. If you are eligible for our study, we will contact you in the next few days to set up a time for the interview. The interview will take at most 90 minutes and we will pay you \$60 cash.

Please provide your full name and contact information so we can reach out to you if needed.

***YOUR FIRST NAME**

YOUR LAST NAME

***YOUR EMAIL**

***YOUR PHONE**

YOUR CITY, STATE

***REQUIRED INFORMATION**

Thank you.

Attachment 3: Cognitive testing – recruitment ad

Research participants needed (Receive \$60)

Westat is seeking adults (18 years and older) to help test some survey questions to be used in a national household crime survey. We are looking for individuals who have experienced unwanted sexual contact within the past 12 months or who have been a victim of a crime within the past 12 months. The in-person interview will take about 90 minutes and will be held at Westat in Rockville, MD in June. Participants in the study will be paid \$60 cash to help offset the costs of participation.

In the interview, participants will be asked to answer and give their reactions to an online survey. The information you provide will be shared only with those working on the survey and you will not be put on any marketing or mailing list.

If you are interested in participating, please answer the questions in this short online survey by following this link:

[\[URL\]](#)

At the end of the survey, you will be asked for your name and contact information. Someone from Westat will contact you if you are eligible. Please understand that we may not be able to interview everyone who contacts us.

WESTAT
EOE

Attachment 4: Cognitive testing – informed consent

Consent to Participate in an Interview

Purpose: We are inviting you to participate in a research activity. The research involves answering survey questions about crimes you may or may not have experienced. You will then be asked how you came up with your answers or how you understood the questions. The feedback will help us improve the survey questions.

Sponsorship: Westat is conducting this project on behalf of the Bureau of Justice Statistics (BJS).

What is involved: We will be asking you to answer a series of questions about different types of crimes then ask you about those questions. Your participation in this research project is voluntary, and you have the right to stop at any time or to refuse to answer any question. The session will take approximately one and a half hours.

Confidentiality: We would like to audio record the interview. Sometimes it is helpful to review a portion of a recording as we make recommendations for improving the survey. If the recording is reviewed later, it will only be by a few Westat staff and possibly the client (BJS).

To help keep everything private:

- Your name will not be recorded on the interview notes or reported in any reports.
- Everything that you say will be confidential – that is, no one outside the research team will know what you told us.
- The things you say may be put in a written summary of this interview. Your name will not be linked to any of your responses, though we may include quotes that you provide in our reports.

Benefits and risks: There are no known benefits for you to take part, but your answers will help us improve the survey. There is a risk that some of the questions that we will ask you to talk about are about private and sensitive things that may bother you. If thinking about the questions upsets you or makes you sad, you may want to talk with a counselor. We will provide you a list of resources at the end of the interview.

Questions: If you have any questions about the study, you can call Pamela Giambo, the project coordinator, at 240-453-2981. If you have questions about your rights and welfare as a research participant, please call the Westat Human Subjects Protections office at 1-888-920-7631. Please leave a message with your full name, the name of the research study that you are calling about (The N.C.V.S Redesign), and a phone number beginning with the area code. Someone will return your call as soon as possible.

You will be paid \$60 cash for completing the session.

Please indicate your choice by checking one of the boxes below and signing and dating the form.

Yes, I agree to talk about questions that might be asked on a national survey and agree to be audio recorded.

Yes, I agree to talk about questions that might be asked on a national survey but do not agree to be recorded.

No, I do not agree.

Your signature

Date

Attachment 5: Pilot test – advanced letter

Dear [TOWN NAME] Resident,



Why did I receive this letter?

Your address has been scientifically selected to take part in the **National Survey of Crime and Safety (NSCS)**.

Your address cannot be replaced. To make sure the results are statistically valid, only people at the selected addresses can take part in the survey.




What is the NSCS?

The NSCS asks about people's experiences with crime in the last 12 months. For more details, please see www.bjs.gov/content/nscs.cfm.



Who developed the NSCS?

The NSCS was developed by the Bureau of Justice Statistics (BJS), a part of the U.S. Department of Justice, with assistance from Westat, a social science research company.



What should I expect?

1. A Westat Interviewer (with a Westat ID) will come to your home.
2. They will ask a few questions about the people who live at this address.
3. All household members age 12 or older will be asked to complete the survey.



What do I do now?

Before the interviewer visits, you can call 1-855-849-6119 or send an email to NSCS@westat.com to schedule an appointment at a time that is convenient for you. For most people, the interview will take between 20 and 40 minutes.



Why should I participate?

- **Help your community.** Community can use these data to help improve the effectiveness of local law enforcement.
- **Help schools.** The U.S. Department of Education can use these data to measure the prevalence of school victimization.
- **Help employers.** The U.S. Department of Health and Human Services can use these data to understand violence in the workplace.



Confidential and Private

Your confidentiality is ensured by law. The information you provide will be used for statistical purposes only and may not be disclosed, or used, in identifiable form for any other purpose as required by law (Title 34, U.S. Code, Section 10231).

Thank you for participating in this important research study.

Sincerely,

Jeffrey H. Anderson
Director, Bureau of Justice Statistics
U.S. Department of Justice

Frequently Asked Questions

What is the National Survey of Crime and Safety (NSCS)?

The NSCS asks about people's experiences with crime in the last 12 months, regardless of whether these experiences were reported to the police. The survey is asked of adults and youth age 12 or older in selected U.S. households.

Why should I participate?

This survey will provide a better picture of crime and safety in communities such as yours, and improve the government's understanding of these issues in your area and across the country.

How was I selected for this survey?

Your address, not you personally, was selected for this study. Because this is a scientific study, your answers represent not only you and your household, but also hundreds of households like yours.

How will my information be protected?

This interview is confidential by law. The information you provide will not be shared with any individual, organization, or agency. Your name and contact information will never appear in any report or be associated with any findings. Your responses will be combined with those of others to produce statistical summaries about crime and safety. All interviewers are required to sign statements of confidentiality regarding all information provided by anyone in the interview.

How long will the survey take?

It will take about five minutes to first gather information about your household. Then for each adult and youth age 12 or older, the actual survey takes between 20 to 40 minutes, depending on each person's answers to the questions.

Do I have to participate?

You do not have to participate and if you do participate, you can skip any question you do not want to answer. But we do hope you choose to participate. Your household's cooperation is important to ensure we capture an accurate picture of crime and safety in the United States.

Why is this information being collected by Westat and not the Department of Justice?

Westat has been contracted by the Department of Justice to conduct this survey. Westat is a well-known independent research firm located in Rockville, Maryland.

Who can I call with questions?

If you would like further information about the survey, you can contact NSCS Support at Westat at 1-855-849-6119 or send an email to NSCS@westat.com. You can also visit the BJS website at www.bjs.gov/content/nscs.cfm. If you have questions about your rights and welfare as a research participant, please call the Westat Human Subjects Protections office at 1-888-920-7631. Please leave a message with your first name, the name of the research study that you are calling about (National Survey of Crime and Safety), and a phone number beginning with the area code. A Westat IRB representative will return your call as soon as possible.

Dear [TOWN NAME] Resident,



Why did I receive this letter?

Your address has been scientifically selected to take part in the **National Survey of Crime and Safety (NSCS)**.

Your address cannot be replaced. To make sure the results are statistically valid, only people at the selected addresses can take part in the survey.



What is the NSCS?


The NSCS asks about people's experiences with crime in the last 12 months. It also asks people's opinions about neighborhood safety and the local police.

For more details, please see www.bjs.gov/content/nscs.cfm.



Who developed the NSCS?

The NSCS was developed by the Bureau of Justice Statistics (BJS), a part of the U.S. Department of Justice, with assistance from Westat, a social science research company.



What should I expect?

1. A Westat Interviewer (with a Westat ID) will come to your home.
2. They will ask a few questions about the people who live at this address.
3. All household members age 12 or older will be asked to complete the survey.



What do I do now?

Before the interviewer visits, you can call 1-855-849-6119 or send an email to NSCS@westat.com to schedule an appointment at a time that is convenient for you. For most people, the interview will take between 20 and 40 minutes.



Why should I participate?

- **Help your community.** Community can use these data to help improve the effectiveness of local law enforcement.
- **Help schools.** The U.S. Department of Education can use these data to measure the prevalence of school victimization.
- **Help employers.** The U.S. Department of Health and Human Services can use these data to understand violence in the workplace.



Confidential and Private

Your confidentiality is ensured by law. The information you provide will be used for statistical purposes only and may not be disclosed, or used, in identifiable form for any other purpose as required by law (Title 34, U.S. Code, Section 10231).

Thank you for participating in this important research study.

Sincerely,

Jeffrey H. Anderson
Director, Bureau of Justice Statistics
U.S. Department of Justice

Frequently Asked Questions

What is the National Survey of Crime and Safety (NSCS)?

The NSCS asks about people's experiences with crime in the last 12 months, regardless of whether these experiences were reported to the police. It also asks people's opinions about neighborhood safety and the local police. The survey is asked of adults and youth age 12 or older in selected U.S. households.

Why should I participate?

This survey will provide a better picture of crime and safety in communities such as yours, and improve the government's understanding of these issues in your area and across the country.

How was I selected for this survey?

Your address, not you personally, was selected for this study. Because this is a scientific study, your answers represent not only you and your household, but also hundreds of households like yours.

How will my information be protected?

This interview is confidential by law. The information you provide will not be shared with any individual, organization, or agency. Your name and contact information will never appear in any report or be associated with any findings. Your responses will be combined with those of others to produce statistical summaries about crime and safety. All interviewers are required to sign statements of confidentiality regarding all information provided by anyone in the interview.

How long will the survey take?

It will take about five minutes to first gather information about your household. Then for each adult and youth age 12 or older, the actual survey takes between 20 to 40 minutes, depending on each person's answers to the questions.

Do I have to participate?

You do not have to participate and if you do participate, you can skip any question you do not want to answer. But we do hope you choose to participate. Your household's cooperation is important to ensure we capture an accurate picture of crime and safety in the United States.

Why is this information being collected by Westat and not the Department of Justice?

Westat has been contracted by the Department of Justice to conduct this survey. Westat is a well-known independent research firm located in Rockville, Maryland.

Who can I call with questions?

If you would like further information about the survey, you can contact NSCS Support at Westat at 1-855-849-6119 or send an email to NSCS@westat.com. You can also visit the BJS website at www.bjs.gov/content/nscs.cfm. If you have questions about your rights and welfare as a research participant, please call the Westat Human Subjects Protections office at 1-888-920-7631. Please leave a message with your first name, the name of the research study that you are calling about (National Survey of Crime and Safety), and a phone number beginning with the area code. A Westat IRB representative will return your call as soon as possible.

Attachment 6: Pilot test – brochure



Frequently Asked Questions

What is this survey about?

The NSCS asks about people's experiences with crime in the last 12 months, regardless of whether these experiences were reported to the police. The survey is asked of adults and youth age 12 or older in selected U.S. households.

Who is conducting this survey?

The Bureau of Justice Statistics within the Department of Justice has asked Westat, a research organization based in Rockville, Maryland, to conduct the study.

How is the information collected?

Someone from Westat will come to your home to interview you and other members of your household.

How was I selected for this study?

Your address was scientifically selected to be a part of our sample.

How long will the interview take?

Between 20 - 40 minutes, depending on your experiences with crime.

How will my privacy be protected?

All the information you give to this study will be kept private.

- Your answers will not be connected with your name.
- Your name and contact information will be kept separately in secure computer files.

For more information about this study, please contact:

Bureau of Justice Statistics
Jennifer Truman
810 7th ST., NW
Washington, DC 20531
202-307-0765
askbjs@usdoj.gov

Westat
NAME
1600 Research Blvd
Rockville, MD 20850
1-855-849-6119
NSCS@westat.com

56385.0519

Sponsored by the U.S. Department of Justice
Bureau of Justice Statistics



OMB No. 1121-0339 Expires 4/30/2022

CI

Public reporting burden for this collection of information is estimated to average 25 minutes. These estimates include the time for reviewing instructions, and completing and reviewing the collection of information. An agency may not conduct or sponsor, and a person is not required to respond to, a collection of information unless it displays a currently valid OMB control number.

NATIONAL SURVEY OF CRIME AND SAFETY (NSCS)

Sponsored by the
U.S. Department of Justice
Bureau of Justice Statistics



A national survey on
crime and safety issues



What is the National Survey of Crime and Safety?

The NSCS is a national survey that is collecting information on crime and safety issues in communities in the United States.

The primary goal of the NSCS is to provide information about people's experiences with victimization and crime in the past year. The NSCS is adapted from the National Crime Victimization Survey (NCVS), administered by the U.S. Bureau of the Census for the Bureau of Justice Statistics (BJS). The NCVS is the nation's only source of information about crime victimization not reported to the police.

Current NCVS content was developed in 1992; our communities and the nature of crime have changed in the years since then; the NSCS has been designed to fill these gaps.

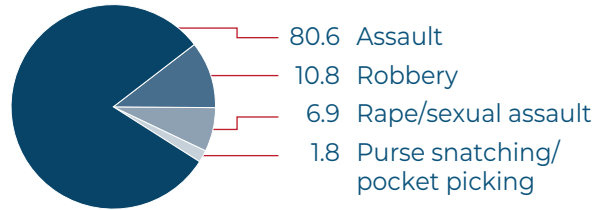
NCVS data, like those shown in this pie chart, are used to track trends in crime and safety and develop policies.

What information is collected on this survey?

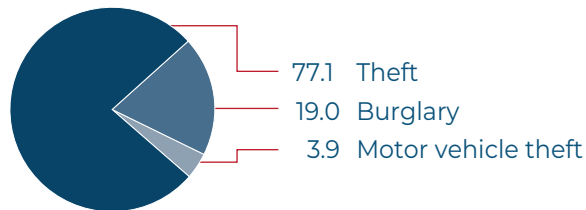
- Types and numbers of crimes experienced
- Details of crimes, including:
 - When and where crimes occur
 - Economic loss
 - Injuries
 - Police involvement
 - Weapons used

Figure 1.

2017 Personal Crimes
(Percentage of total victimizations)



2017 Property Crimes
(Percentage of total victimizations)



Source: Bureau of Justice Statistics, National Crime Victimization Survey, 2017



Why should I participate?

Your cooperation is important to help ensure that the federal government has accurate and reliable information about crime and safety in neighborhoods like yours. Your address has been scientifically selected to represent your own household and hundreds more like it. We think you will find the survey interesting, and you will be helping the U.S. Department of Justice to understand crime and safety issues in different communities around the U.S.

Who is being interviewed?

The NSCS is a study of all persons age 12 or older. The interviewer will ask to interview each adult in your household, and will ask for permission to interview any youth ages 12 to 17 who live there.

Do I have to participate?

Participation in this study is voluntary, but your participation will help ensure that the results of the study accurately represent your community. You can skip any question that you don't want to answer and can stop the interview at any time.

Your NSCS Interviewer

NSCS Interviewer Cell Phone:



Frequently Asked Questions

What is this survey about?

The NSCS asks about people's experiences with crime in the last 12 months, regardless of whether these experiences were reported to the police. It also asks people's opinions about neighborhood safety and the local police. The survey is asked of adults and youth age 12 or older in selected U.S. households.

Who is conducting this survey?

The Bureau of Justice Statistics within the Department of Justice has asked Westat, a research organization based in Rockville, Maryland, to conduct the study.

How is the information collected?

Someone from Westat will come to your home to interview you and other members of your household.

How was I selected for this study?

Your address was scientifically selected to be a part of our sample.

How long will the interview take?

Between 20 - 40 minutes, depending on your responses to the questions.

How will my privacy be protected?

All the information you give to this study will be kept private.

- Your answers will not be connected with your name.
- Your name and contact information will be kept separately in secure computer files.

For more information about this study, please contact:

Bureau of Justice Statistics
Jennifer Truman
810 7th ST., NW
Washington, DC 20531
202-307-0765
askbjs@usdoj.gov

Westat
NAME
1600 Research Blvd
Rockville, MD 20850
1-855-849-6119
NSCS@westat.com

56385.0519

Sponsored by the U.S. Department of Justice
Bureau of Justice Statistics



OMB No. 1121-0339 Expires 4/30/2022

C2

Public reporting burden for this collection of information is estimated to average 25 minutes. These estimates include the time for reviewing instructions, and completing and reviewing the collection of information. An agency may not conduct or sponsor, and a person is not required to respond to, a collection of information unless it displays a currently valid OMB control number.

NATIONAL SURVEY OF CRIME AND SAFETY (NSCS)

Sponsored by the
U.S. Department of Justice
Bureau of Justice Statistics



A national survey on
crime and safety issues



What is the National Survey of Crime and Safety?

The NSCS is a national survey that is collecting information on crime and safety issues in communities in the United States.

The primary goal of the NSCS is to provide information about people's perceptions of community safety, their local police, and their experiences with victimization and crime in the past year. The NSCS is adapted from the National Crime Victimization Survey (NCVS), administered by the U.S. Bureau of the Census for the Bureau of Justice Statistics (BJS). The NCVS is the nation's only source of information about crime victimization not reported to the police.

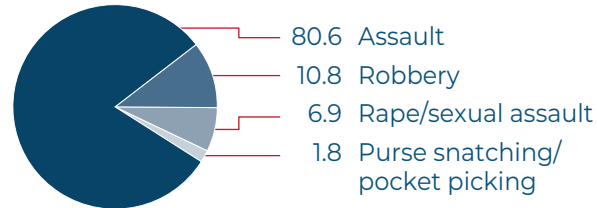
Current NCVS content was developed in 1992; our communities and the nature of crime have changed in the years since then; the NSCS has been designed to fill these gaps.

NCVS data, like those shown in this pie chart, are used to track trends in crime and safety and develop policies.

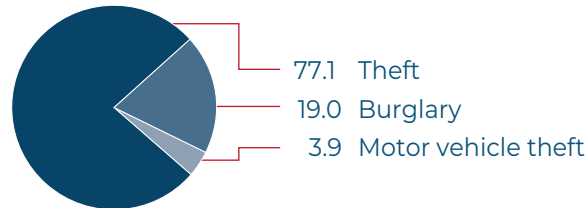


Figure 1.

2017 Personal Crimes
(Percentage of total victimizations)



2017 Property Crimes
(Percentage of total victimizations)



Source: Bureau of Justice Statistics, National Crime Victimization Survey, 2017

What information is collected on this survey?

- Types and numbers of crimes experienced
- Safety practices in communities
- Policing in neighborhoods
- Details of crimes, including:
 - When and where crimes occur
 - Economic loss
 - Injuries
 - Police involvement
 - Weapons used
 - Victim services needed and used

Why should I participate?

Your cooperation is important to help ensure that the federal government has accurate and reliable information about crime and safety in neighborhoods like yours. Your address has been scientifically selected to represent your own household and hundreds more like it. We think you will find the survey interesting, and you will be helping the U.S. Department of Justice to understand crime and safety issues in different communities around the U.S.

Who is being interviewed?

The NSCS is a study of all persons age 12 or older. The interviewer will ask to interview each adult in your household, and will ask for permission to interview any youth ages 12 to 17 who live there.

Do I have to participate?

Participation in this study is voluntary, but your participation will help ensure that the results of the study accurately represent your community. You can skip any question that you don't want to answer and can stop the interview at any time.

Your NSCS Interviewer

NSCS Interviewer Cell Phone:

Attachment 7: Pilot test – household enumeration instrument

COVER SHEET

NCVS 2016 Core Changes

Blaise Item-Level Specifications Report

Items contained in this report:

- Front
- FAQs
- Household Roster
- Contact Information
- NEWHHR
- BNoninterview
- Control Card
- BSetupRoster
- BNCVS1
- Setup of Incident Roster
- BNCVS2
- BUndup
- 2016 Core change questions
- Placeholder for current supplement
- BInform
- BPhoneContactInfo
- BPhone_Lang_PersonLevel
- BNonEnglish
- BBack
- Setup of Editing/Coding Roster
- Supplement Debriefing Instruments
- DRAFT SPECS

RESPLINE

Field

Front.Variables.RESPLINE

Description: This is the line number of the household respondent

Form Pane Label:

SAS Name:

Tag Name: RESPLINE

Inherited Universe:

Universe:

Universe Description:

Question Text:

Type: Classification

Length: 2

- Don't Know
- Refuse
- Empty

- On Input
- On Output

Store Instructions: For INCSAM eq 1, RESPLINE eq PICK1STHRESP

For INCSAME eq 0, RESPLINE comes from the input file variable HHLD_R (RT 8500/pos. 23-24). RESPLINE can also be updated in the instrument when the interviewer chooses a household respondent that is different from the one on the input file. A new HHR can be chosen in the instrument at the HELLO_ALT2 or OTHR_NAME_LAST screens or from the NEW HHR tab.

Block

Household Roster

Household Roster

Description: Tab to display the household roster

Tab Name: HH Roster

Fly Over Name:

Universe Type: If

Inherited Universe:

Universe:

Universe Description:

Array:

Block Instructions:

HH Roster (Tab)

Field

Household Roster.HH Roster (Tab)

Description: Tab that displays the household roster

Form Pane Label: FR01b_SHOWROSCP

SAS Name:

Tag Name:

Inherited Universe:

Universe: On path when the tab is selected with mouse click or \ when SHIFT+F1 are depressed at the same time.

Universe Description: Tab is displayed when selected using the mouse or via the keyboard by depressing SHIFT+F1 at the same time.

Question Text: [Status of household composition](#)

* INTERVIEW PERIOD: ^INTVNMBR

HHR	LN	NAME	REL	MEMBER	SEX	AGE
STATUS	PHONE #					
^HHR_LNO	^D_LNO	^NAME	^REL	^MEMBER	^SEX_C	^AGS
^PNEED	^RESPPHONENUM					

Fills: INTVNMBR

Instructions: Fill INTVNMBR with the value in the variable INTNMBR

Fills: HHR_LNO

Instructions: If L_NO eq RESPLINE file "X"
Else leave "empty".

Fills: D_LNO

Instructions: If L_NO eq PER leave D_LNO blank
Else if A_SELFPROXY eq 4 store L_NO in D_LNO
Else if PERFIXINC ge 1 store I_PLN in D_LNO

Fills: NAME

Instructions: Fill NAME with the variable NAME (combines FNAME<>LNAME).

Fills: REL

Instructions: If RELREF eq 11 fill REL with "Husband"
Elseif RELREF eq 12 fill REL with "Wife"
Elseif RELREF eq 13 fill REL with "Son"
Elseif RELREF eq 14 fill REL with "Daughtr"
Elseif RELREF eq 15 fill REL with "Father"
Elseif RELREF eq 16 fill REL with "Mother"
Elseif RELREF eq 17 fill REL with "Brother"
Elseif RELREF eq 18 fill REL with "Sister"
Elseif RELREF eq 19 fill REL with "Oth Rel"
Elseif RELREF eq 20 fill REL with "Non Rel"
Elseif RELREF eq 21 fill REL with "Ref Per"

Fills: MEMBER

Instructions: If MEMBER eq 1 fill MEMBER with "Member"
Else fill MEMBER with "NonMember"

Fills: SEX_C

Instructions: If SEX eq 1 fill SEX_C with "M"
Elseif SEX eq 2 fill SEX_C with "F"
Else fill SEX_C with "D"

Fills: AGS

Instructions: If AGE eq RF or AGERNG eq RF fill AGS with "Ref"
If AGE eq DK or AGERNG eq DK fill AGS with "DK"
If AGERNG eq 1 fill AGS with "0-11"
If AGERNG eq 2 fill AGS with "12-13"
If AGERNG eq 3 fill AGS with "14-15"
If AGERNG eq 4 fill AGS with "16-17"
If AGERNG eq 5 fill AGS with "18-65"
If AGERNG eq 6 fill AGS with "66+"
Else fill AGS with (the variable) AGE

Fills: PNEED

Instructions: If PELIG eq 1 fill PNEED with "NEED SELF"
Elseif PELIG eq 3 fill PNEED with "NEED PROXY"
Elseif PELIG eq 4 fill PNEED with "Partial-Int"
If PELIG eq 5 and NONINTFLAG eq 1 fill PNEED with "Ref by other"
Elseif PELIG eq 5 fill PNEED with "REFUSED"
Elseif PELIG eq 6 fill PNEED with "DONE-Int"
Elseif PELIG eq 7 fill PNEED with "DONE-Nonint"
Elseif PELIG eq 8 fill PNEED with "Under 12"
Elseif DELUNDEL eq 1 fill PNEED with "*Moved Out"

Elseif DELUNDEL eq 2 fill PNEED with "Deleted"**
Elseif DELUNDEL eq 3 fill PNEED with "Deceased"**
Elseif PELIG eq 9 fill PNEED with "Nonmember"

Fills: RESPPHONENUM

Instructions: Fill RESPPHONENUM with the value in the variable RESPPHONE

Type: Enumerated

Length: 1

Answer List: Enter_1_ To_Continue

Value:	Mnemonic:	Description:
1		Enter 1 to Continue

- Don't Know
- Refuse
- Empty

- On Input
- On Output

Array:

Special Instructions: The household roster should display all persons on the roster, whether household members or not.

Displaying nonmembers should help decrease the instances of FRs adding a duplicate person to the roster because the person who was a nonmember last enumeration is now back as a household member. If the FR cannot see that this person is already on the roster (as a nonmember), then they will add the person as a duplicate. This goes against survey procedures and lessens our ability to track victims across the time the household is in sample.

Skip Instructions: Back to the item where the FR left off (on the main path).

Block

Contact Information

Contact Information

Description: Tab to contain contact information for victims

Tab Name:

Fly Over Name:

Universe Type: lf

Inherited Universe:

Universe:

Universe Description:

Array:

Block Instructions:

ContactTab

Field

Contact Information.ContactTab

Description: Contact information for respondents

Form Pane Label: contact

SAS Name: contact

Tag Name: ContactTab

Inherited Universe:

Universe:

Universe Description:

Question Text: Useful resources for respondents who are in need of assistance:

National Domestic Violence Hotline

1-800-799-SAFE

1-800-787-3224 (TTY)

National Center for Victims of Crime

1-202-467-8700

<http://victimsofcrime.org/>

Child Help

National Child Abuse Hotline

1-800-4-A-CHILD

Eldercare Locator

1-800-677-1116

Type: Enumerated

Length: 1

Answer List: Enter_1_ To_Continue

Value:	Mnemonic:	Description:
1		Enter 1 to Continue

- Don't Know
- Refuse
- Empty

- On Input
- On Output

Array:

Block

NEWHHR
NEWHHR

Description: Pick new household respondent when you haven't reached a complete interview with the current household respondent.

Tab Name: New household respondent

Fly Over Name:

Universe Type: If

Inherited Universe:

Universe:

Universe Description:

Array:

Block Instructions:

Section:

Field

CONDITION

Description: Condition 1-3

Form Pane Label: CONDITION

SAS Name:

Tag Name: CONDITION

Inherited Universe:

Universe:

Universe Description:

Question Text:

Type:

Length:

Value:	Mnemonic:	Description:
1	Condition 1	Condition 1
2	Condition 2	Condition 2
3	Condition 3	Condition 3

Skip Instructions: IF CONDITION 1GO TO StartIntro_C1

IF CONDITON 2 GO TO StartIntro_ **C2**

IF CONDITION 3 GO TO STARTINTRO

Section:

Field

STARTINTRO_C1

Description: Intro for Condition 1

Form Pane Label: STARTINTRO

SAS Name:

Tag Name: STARTINTRO

Inherited Universe:

Universe: Condition 1

Universe Description:

Question Text:

Thank you for participating in the National Survey of Crime and Safety sponsored by the Bureau of Justice Statistics at the US Department of Justice.

[Read as needed:](#) The survey questions asks for information about people's experiences with victimization and crime in the past year. The results will be used to help improve the way the government measures crime.

Skip Instructions: Control Card

Section:

Field

STARTINTRO_C2

Description: Intro for Condition 1

Form Pane Label: STARTINTRO

SAS Name:

Tag Name: STARTINTRO

Inherited Universe:

Universe: Condition 1

Universe Description:

Question Text:

Thank you for participating in the National Survey of Crime and Safety sponsored by the Bureau of Justice Statistics at the US Department of Justice.

[Read as needed:](#) The survey questions asks for information about people's perceptions of community safety, their local police, and their experiences with victimization and crime in the past year. The results will be used to help improve the way the government measures crime.

Skip Instructions: Control Card

Field

STARTINTRO

Description: Intro for Condition 3 crime questions

Form Pane Label: STARTINTRO

SAS Name:

Tag Name: STARTINTRO

Inherited Universe:

Universe: Condition 3

Universe

Description:

Question Text:

Thank you for participating in this study. The study is called the National Survey of Crime and Safety and is sponsored by the Bureau of Justice Statistics at the US Department of Justice. It asks for information about people's perceptions of community safety, their local police, and their experiences with victimization and crime in the past year. The results will be used to help improve the way the government measures crime

Skip Instructions: START_STOLEN

Field

START_STOLEN

Description: Anything stolen

Form Pane Label:

START_STOLEN

SAS Name:

Tag Name: START_STOLEN

Inherited Universe:

Universe:

Universe Description:

Question Text: *

In the past 12 months, has anything been stolen from you or anyone else who lives here?

Type:

Length:

Answer List: TYESNO

Value:	Mnemonic:	Description:
1	Yes	Yes
2	No	No

Skip Instructions: START_BROKEN

Field

START_BROKE

N

Description: Broken into

Form Pane Label:

START_BROKEN

SAS Name:

Tag Name: START_BROKEN

Inherited Universe:

Universe:

Universe Description:

Question Text: *

In the past 12 months, has anyone broken in or tried to break into your home?

Type:

Length:

Answer List: TYESNO

Value:	Mnemonic:	Description:
1	Yes	Yes
2	No	No

Skip Instructions: START_ATTACK

Field

START_ATTACK

Description: Been attacked

Form Pane Label:

START_ATTACK

SAS Name:

Tag Name: START_ATTACK

Inherited Universe:

Universe:

Universe Description:

Question Text: *

In the past 12 months, has anyone attacked or tried to attack you or anyone else who lives here?

Type:

Length:

Answer List: TYESNO

Value:	Mnemonic:	Description:
1	Yes	Yes
2	No	No

Skip Instructions: START_SAFE

Field

START_SAFE

Description: Safe in community

Form Pane Label:

START_SAFE

SAS Name:

Tag Name: START_SAFE

Inherited Universe:

Universe:

Universe Description:

Question Text: *

On the whole, how much of the time is the community where you
live safe?

Read answer list

Type:

Length:

Answer List: START_SAFE

Value:	Mnemonic:	Description:
1	Always safe	Always safe
2	Mostly safe	Mostly safe
3	Sometimes safe	Sometimes safe
4	Rarely safe	Rarely safe
5	Never safe	Never safe

Skip Instructions: START_AFRAID

Field

START_AFRAID

Description: Afraid to walk alone

Form Pane Label:

START_AFRAID

SAS Name:

Tag Name: START_AFRAID

Inherited Universe:

Universe:

Universe Description:

Question Text: *

Is there any place within a mile of your home where you would be afraid to walk alone at night?

Type:
Length:

Answer List: TYESNO

Value:	Mnemonic:	Description:
1	Yes	Yes
2	No	No

Skip Instructions: Control Card

Block

Control Card
Control Card

Description: Collection of household characteristics and collection/updating of person level characteristics of the household roster\
(Household respondent only)

Tab Name: Control Card

Fly Over Name:

Universe Type: If

Inherited Universe:

Universe: WEBEC ne 1 and SKIPMID ne 1

Universe Description:

Array:

Block Instructions:

BHousingUnit

Control Card.BHousingUnit

Block

Description: Control card housing unit characteristics questions

Tab Name: Housing Unit Characteristics

Fly Over Name:

Universe Type: If

Inherited Universe: WEBEC ne 1 and SKIPMID ne 1

Universe: WEBEC ne 1

Universe Description:

Array:

Block Instructions:

Field

HHINTRO

Description: Intro for Condition 3

Form Pane Label: HHINTRO

SAS Name:

Tag Name: HHINTRO

Inherited Universe:

Universe:

Universe Description:

Question Text:

Thank you for your responses. Next I am going to ask some questions about this household and the people who live here.

Skip Instructions: VERDADD_CP

VERADD_CP

Field

Description: Confirm address

Form Pane Label: VERADD_CP

SAS Name:

Tag Name: VERADD_CP

Inherited Universe:

Universe:

Universe Description:

* **Question Text:** I have your address listed as...

[Read address below](#)

[ADDRESS FILL]

Is that your exact address?

[If address is incorrect, first check you are at the right address. Only minor updates should be made.](#)

Type:

Length:

Answer List: VERADD_CP

Value:	Mnemonic:	Description:
1	Same	SAME address
2	Changed	Haven't moved, but address has changed

Don't Know Refuse

Skip Instructions: IF CHANGED, NEWADDRESSLINE1_CP . IF SAME GO TO MAILNGSAME_CP

NEWADDRESSLINE1_CP

Field

Description: New address line 1

Form Pane Label: New Add Line 1

SAS Name:

Tag Name: NEWADDRESSLINE1_CP

Inherited Universe:

Universe: VERADD_CP eq 2

Universe Description:

OLD ADDRESS

[ADDRESS FILL]

If incorrect or missing, enter new house number and street name; otherwise press "Enter" to continue

- On Input
 On Output

Array:

Skip Instructions: NEWADDRESSLINE2_CP

NEWADDRESSLINE2_CP

Field

Description: New address line 2

Form Pane Label: New Add Line 2

SAS Name:

Tag Name: NEWADDRESSLINE2_CP

Inherited Universe:

Universe: VERADD_CP eq 2

Universe Description:

OLD ADDRESS

[ADDRESS FILL]

If incorrect or missing, enter new apt#, suite, etc.; otherwise press "Enter" to continue

- On Input
 On Output

Array:

Skip Instructions: NEWADDCITY_CP

NEWADDCITY_CP

Field

Description: New city

Form Pane Label: New City Nme

SAS Name:

Tag Name: NEWADDCITY_CP

Inherited Universe:

Universe: VERADD_CP eq 2

Universe Description:

OLD ADDRESS

[ADDRESS FILL]

If incorrect or missing, enter new city name; otherwise press "Enter" to continue

- On Input
 On Output

Array:

Skip Instructions: NEWADDSTATE_CP

NEWADDSTATE_CP

Field

Description: New state

Form Pane Label: New State

SAS Name:

Tag Name: NEWADDSTATE1_CP

Inherited Universe:

Universe: VERADD_CP eq 2

Universe Description:

OLD ADDRESS

[ADDRESS FILL]

If incorrect or mssing, enter new state abbreviation; otherwise press "Enter" to continue

- On Input
- On Output

Array:

Skip Instructions: NEWADDZIP5_CP

NEWADDZIP5_CP

Field

Description: New zip code

Form Pane Label: New Zip5

SAS Name:

Tag Name: NEWADDZIP5_CP

Inherited Universe:

Universe: VERADD_CP eq 2

Universe Description:

OLD ADDRESS

[ADDRESS FILL]

If incorrect or missing, enter new 5-digit ZIP code; otherwise press "Enter" to continue

- On Input
 On Output

Array:

Skip Instructions: NEWADDZIP4_CP

NEWADDZIP4_CP

Field

Description: New Zip code

Form Pane Label: New Zip4

SAS Name:

Tag Name: NEWADDZIP4_CP

Inherited Universe:

Universe: VERADD_CP eq 2

Universe Description:

OLD ADDRESS

[ADDRESS FILL]

If incorrect or missing, enter new 4-digit ZIP code; otherwise press "Enter" to continue

- On Input
- On Output

Array:

Skip Instructions: MAILINGSAME_CP

MAILINGSAME_CP

Field

Description: Mailing address

Form Pane Label: MAILINGSAME_CP

SAS Name:

Tag Name: MAILINGSAME_CP

Inherited Universe:

Universe:

Universe Description:

Question Text: Is your mailing address the same as your physical address?

Type:

Length:

Answer List: TYESNO

Value:	Mnemonic:	Description:
1	Yes	Yes
2	No	No

Don't Know Refuse

Skip Instructions: IF YES, SKIP TO HHPHONE; IF NO CONTINUE TO VERIFYMAILING_CP

VERIFYMAILING_CP

Field

Description: Verify mailing address

Form Pane Label: VERIFYMAILING_CP

SAS Name:

Tag Name: VERMAILING_CP

Inherited Universe:

Universe: MAILINGSAME_CP = 2

Universe Description: Mailing address not the same as physical address

Question Text: I have your mailing address as...

[Read address below](#)

[ADDRESS FILL]

Is that correct?

Type:

Length:

Answer List: TYESNO

Value:	Mnemonic:	Description:
1	Yes	Yes
2	No	No

Don't Know Refuse

Skip Instructions: IF NO, NEWMAILADDRESSLINE1_CP. IF YES GO TO HHPHONE

NEWMAILADDRESSLINE1_CP

Field

Description: New mail address line 1

Form Pane Label: New Mail Line 1

SAS Name:

Tag Name: NEWMAILADDRESSLINE1_CP

Inherited Universe:

Universe: VERIFYMAILING_CP eq 2

Universe Description:

OLD ADDRESS

[ADDRESS FILL]

If incorrect or missing, enter new house number and street name; otherwise press "Enter" to continue

- On Input
- On Output

Array:

Skip Instructions: NEWMAILADDRESSLINE2_CP

NEWMAILADDRESSLINE2_CP

Field

Description: New mail address line 2

Form Pane Label: New Mail Line 2

SAS Name:

Tag Name: NEWMAILADDRESSLINE2_CP

Inherited Universe:

Universe: VERIFYMAILING_CP eq 2

Universe Description:

OLD ADDRESS

[ADDRESS FILL]

If incorrect or missing, enter new apt#, suite, etc.; otherwise press "Enter" to continue

- On Input
- On Output

Array:

Skip Instructions: NEWMAILCITY_CP

NEWMAILCITY_CP

Field

Description: New mail city

Form Pane Label: New Mail City

SAS Name:

Tag Name: NEWMAILCITY_CP

Inherited Universe:

Universe: VERIFYMAILING_CP eq 2

Universe Description:

OLD ADDRESS

[ADDRESS FILL]

If incorrect or missing, enter new city name; otherwise press "Enter" to continue

- On Input
 On Output

Array:

Skip Instructions: NEWMAILSTATE_CP

NEWMAILSTATE_CP

Field

Description: New mail state

Form Pane Label: New Mail State

SAS Name:

Tag Name: NEWMAILSTATE1_CP

Inherited Universe:

Universe: VERIFYMAILING_CP eq 2

Universe Description:

OLD ADDRESS

[ADDRESS FILL]

If incorrect or missing, enter new state abbreviation; otherwise press "Enter" to continue

- On Input
 On Output

Array:

Skip Instructions: NEWMAILZIP5_CP

NEWMAILZIP5_CP

Field

Description: New mailing zip code

Form Pane Label: New Mail Zip5

SAS Name:

Tag Name: NEWMAILZIP5_CP

Inherited Universe:

Universe: VERIFYMAILING_CP eq 2

Universe Description:

OLD ADDRESS

[ADDRESS FILL]

If incorrect or missing, enter new 5-digit ZIP code; otherwise press "Enter" to continue

- On Input
- On Output

Array:

Skip Instructions: NEWMAILZIP4_CP

NEWMAILZIP4_CP

Field

Description: New Mailing Zip code

Form Pane Label: New Mail Zip4

SAS Name:

Tag Name: NEWMAILZIP4_CP

Inherited Universe:

Universe: VERIFYMAILING_CP eq 2

Universe Description:

OLD ADDRESS

[ADDRESS FILL]

If incorrect or missing, enter new 4-digit ZIP code; otherwise press "Enter" to continue

- On Input
 On Output

Array:

Skip Instructions: HHPHONE

HHPHONE

Field

Description: Phone number

Form Pane Label: HHPHONE

SAS Name:

Tag Name: HHPONE

Inherited Universe:

Universe:

Universe Description:

Question Text: What is the best phone number to use to reach this household?

Record phone number

Enter 0 for no phone number

Type:

Length:

Don't Know Refuse

Skip Instructions: TENURE

Field

TENURE
Control Card.BHousingUnit.TENURE

Description: Are your living quarters owned/being bought, rented, occupied without payment of rent

Form Pane Label: tenure

SAS Name:

Tag Name: TENURE

Inherited Universe: (WEBEC ne 1 and SKIPMID ne 1) AND
(WEBEC ne 1)

Universe: NEWMAILGQDESCRIPTION_CP = enter or MAILINGSAME_CP = 1 or
VERIFYMAILINGSAME_CP = 1\
\
AND\
\
[INCSAM eq 1 or \
(INCSAM eq 0 and INTNMBR (RT2501:6-7) eq 1,3,5,7) or (INCSAM eq 0 and
REPLCE eq 1)] or TENURE eq "empty"

Universe Description: Asked of incoming cases or continuing cases in the 3rd, 5th, or 7th interview period or replacement households (in any of the 2th through 7th enumeration periods)

Question Text: [Ask or verify:](#)

Are your living quarters...

[Read answer categories.](#)

Type: Enumerated

Length: 1

Answer List: TENURE

Value:	Mnemonic:	Description:
1	Owned or buying	[bold]Owned or being bought by ^YOU_NAME or someone in ^YOUR_HIS_HER household?[n]
2	Rented	[bold]Rented for cash?[n]
3	No payment	[bold]Occupied without payment of cash rent?[n]

- Don't Know
- Refuse
- Empty

- On Input
- On Output

Array:

Skip Instructions: STUDENTHOUSING

Field

STUDENTHOUSING

Control Card.BHousingUnit.STUDENTHOUSING

Description: Are living quarters used as student housing by a college or university

Form Pane Label: Student housing

SAS Name:

Tag Name: STUDENTHOUSING

Inherited Universe: (WEBEC ne 1 and SKIPMID ne 1) AND
(WEBEC ne 1)

Universe: NEWMAILGQDESCRIPTION_CP = enter or MAILINGSAME_CP = 1 or
VERIFYMAILINGSAME_CP = 1\
\
AND\
\
INCSAM = 0, 1

Universe Description: Asked of incoming and continuing cases (or replacement households) each enumeration

Question Text: ^APPARENT

(Are ^YOUR_NAME living quarters presently used as student housing by a college or university?)

Fills: APPARENT

Instructions: If START_CP eq 2,3 fill APPARENT with (the following interviewer instruction which should be preceded with a blue diamond and in blue text):
"<> If apparent, enter precode without asking."

Else leave APPARENT blank.

Fills: YOUR_NAME

Instructions: If SELFPROXY eq 2 fill YOUR_NAME with "your"
Else fill YOUR_NAME with ^NAME.

Type: Enumerated

Length: 1

Answer List: TYesNo

Value:	Mnemonic:	Description:
--------	-----------	--------------

1	Yes	Yes
2	No	No

- Don't Know
- Refuse
- Empty

- On Input
- On Output

Array:

Special Instructions: Asked of incoming and continuing cases each enumeration

Skip Instructions: TYPEOFHOUSINGUNIT

TYPEOFHOUSINGUNIT

Field

Control Card.BHousingUnit.TYPEOFHOUSINGUNIT

Description: Type of housing unit

Form Pane Label: Type HU

SAS Name:

Tag Name: TYPEOFHOUSINGUNIT

Inherited Universe: (WEBEC ne 1 and SKIPMID ne 1) AND
(WEBEC ne 1)

Universe: (INCSAM eq 1) or (INCSAM eq 0 and REPLCE eq 1) or TYPEOFHOUSINGUNIT eq
"empty"

Universe Description: All incoming cases or continuing cases where TYPEOFHOUSINGUNIT is empty

Question Text: ♦ Please select one box that describes the type of housing unit.

Type: Enumerated

Length: 2

Answer List: TYPEOFHUS

Value:	Mnemonic:	Description:
1		House, apartment, flat
2		HU in nontransient hotel, motel, etc.
3		HU permanent in transient hotel, motel, etc.
4		HU in rooming house
5		Mobile home or trailer with no permanent room added
6		Mobile home or trailer with one or more permanent rooms attached
7		HU not specified above - Describe
8		Quarters not HU in rooming or boarding house
9		Unit not permanent in transient hotel, motel, etc.
10		Unoccupied site for mobile home, trailer, or tent
11		Student quarters in college dormitory
12		Other unit not specified above - Describe

- Don't Know
- Refuse
- Empty

- On Input
- On Output

Array:

Special Instructions: Asked only of incoming cases or continuing cases where i_TYPEOFHOUSINGUNIT (input value) is empty

Skip Instructions: If TYPEOFHOUSINGUNIT eq 7 goto TYPEOFHOUSINGUNITSPEC7
Elseif TYPEOFHOUSINGUNIT eq 12 goto TYPEOFHOUSINGUNITSPEC12
Else goto LANDLINE

TYPEOFHOUSINGUNITSPEC7

Field

Control Card.BHousingUnit.TYPEOFHOUSINGUNITSPEC7

Description: Type of housing unit - Specify other "Housing Unit"

Form Pane Label: HU - specify

SAS Name:

Tag Name: TYPEOFHOUSINGUNITSPEC7

Inherited Universe: (WEBEC ne 1 and SKIPMID ne 1) AND
(WEBEC ne 1)

Universe: TYPEOFHOUSINGUNIT eq 7

Universe Description:

Question Text: * Please specify the other type of "Housing Unit".

Type: String

Length: 35

- Don't Know
- Refuse
- Empty

- On Input
- On Output

Array:

Skip Instructions: LANDLINE

Field

TYPEOFHOUSINGUNITSPEC12
Control Card.BHousingUnit.TYPEOFHOUSINGUNITSPEC12

Description: Type of housing unit - Specify other "Other Unit"

Form Pane Label: Other unit - specify

SAS Name:

Tag Name: TYPEOFHOUSINGUNITSPEC12

Inherited Universe: (WEBEC ne 1 and SKIPMID ne 1) AND
(WEBEC ne 1)

Universe: TYPEOFHOUSINGUNIT eq 12

Universe Description:

Question Text: * Please specify the other type of "Other Unit".

Type: String

Length: 35

- Don't Know
 Refuse
 Empty

- On Input
 On Output

Array:

Skip Instructions: LANDLINE

LANDLINE

Description: Does home have a landline

Form Pane Label: LANDLINE

SAS Name:

Tag Name: LANDLINE

Inherited Universe:

Universe: It

Universe Description:

Question Text:

Is there a landline telephone in this home that residents answer?

Type:

Length:

Answer List: TYESNO

Value:	Mnemonic:	Description:
1	Yes	Yes
2	No	No

Skip Instructions: INTERNETACCESS

INTERNETACCESS

Description: Does home have a landline

Form Pane Label: INTERNET Access

SAS Name:

Tag Name: INTERNETAccess

Inherited Universe:

Universe: It

Universe Description:

Question Text:

Do you have access to the internet in this household?

Type:

Length:

Answer List: TYESNO

Value:	Mnemonic:	Description:
1	Yes	Yes
2	No	No

Skip Instructions: NUMBEROFUNITS

NUMBEROFUNITS

Field

Control Card.BHousingUnit.NUMBEROFUNITS

Description: Number of units in this structure

Form Pane Label: Number of units

SAS Name:

Tag Name: NUMBEROFUNITS

Inherited Universe: (WEBEC ne 1 and SKIPMID ne 1) AND
(WEBEC ne 1)

Universe: (INCSAM eq 1) or (INCSAM eq 0 and REPLCE eq 1) or NUMBEROFUNITS eq
"empty"

Universe Description:

Question Text: * [Observe or ask:](#)

(How many housing units are in this structure?)

Type: Enumerated

Length: 1

Answer List: NUMBER_OF_UNITS

Value:	Mnemonic:	Description:
1	1	1
2	2	2
3	3	3
4	4	4
5	5-9	5-9
6	10+	10+
7	Trailer	Mobile home/trailer
8	Other	Only OTHER units

- Don't Know
 Refuse
 Empty

- On Input
 On Output

Array:

Special Instructions: Asked only of incoming cases or continuing cases where NUMBEROFUNITS is

empty

Skip Instructions: If NUMBEROFUNITS eq 1,7 goto GATEDWALLEDCOMMUNITY
Else goto DIRECTENTRANCETOUNIT

DIRECTENTRANCETOUNIT

Field

Control Card.BHousingUnit.DIRECTENTRANCETOUNIT

Description: Does unit have direct entrance

Form Pane Label: Direct entrance

SAS Name:

Tag Name: DIRECTENTRANCETOUNIT

Inherited Universe: (WEBEC ne 1 and SKIPMID ne 1) AND
(WEBEC ne 1)

Universe: ((INCSAM = 1) or (INCSAM eq 0 and REPLCE eq 1) and NUMBEROFUNITS in (2..6
or 8)) or\
(NUMBEROFUNITS in (2..6) or 8 and DIRECTENTRANCETOUNIT = "empty")

Universe Description:

Question Text: * [Observe or ask:](#)

**(Does the unit have an outside entrance, patio doors, or windows, etc., on
the ground level - or outside stairs leading directly to this unit?)**

Type: Enumerated

Length: 1

Answer List: TYes_No_Dk

Value:	Mnemonic:	Description:
1		Yes
2		No
3		Don't know

- Don't Know
- Refuse
- Empty

- On Input
- On Output

Array:

Special Instructions: Asked only of incoming cases or continuing cases where
DIRECTENTRANCETOUNIT is empty

Should Q text be shaded (i.e. optional)?

Skip Instructions: GATEDWALLEDCOMMUNITY

GATEDWALLEDCOMMUNITY

Field

Control Card.BHousingUnit.GATEDWALLEDCOMMUNITY

Description: Is unit in a gated or walled community

Form Pane Label: Gatewall

SAS Name:

Tag Name: GATEDWALLEDCOMMUNITY

Inherited Universe: (WEBEC ne 1 and SKIPMID ne 1) AND
(WEBEC ne 1)

Universe: (INCSAM = 1) or (INCSAM eq 0 and REPLCE eq 1) or
GATEDWALLEDCOMMUNITY = 'empty'

Universe Description:

Question Text: [Ask if unsure](#)

(Is this unit in a gated or walled community that restricts access by non-residents or requires entry codes, key cards, or security guard approval to access?)

Type: Enumerated

Length: 1

Answer List: TYesNo

Value:	Mnemonic:	Description:
1	Yes	Yes
2	No	No

Don't Know

Refuse

Empty

On Input

On Output

Array:

Special Instructions: Asked only of incoming cases or continuing cases where GATEDWALLEDCOMMUNITY is empty

Skip Instructions: If NUMBEROFUNITS in (2..6) or 8 goto RESTRICTEDACCESS
Else goto HHROSTER_FNAME

Field

RESTRICTEDACCESS
Control Card.BHousingUnit.RESTRICTEDACCESS

Description: Does unit have restricted access

Form Pane Label: Restrict access

SAS Name:

Tag Name: RESTRICTEDACCESS

Inherited Universe: (WEBEC ne 1 and SKIPMID ne 1) AND
(WEBEC ne 1)

Universe: ((INCSAM = 1) or (INCSAM eq 0 and REPLCE eq 1)) and
DIRECTENTRANCETOUNIT \
or (NUMBEROFUNITS in (2..6) or 8 and RESTRICTEDACCESS = "empty")

Universe Description:

Question Text: * [Ask if unsure:](#)

(Is this unit in a building that requires a special entry system such as entry codes, key cards, or security guard approval to access?)

Type: Enumerated

Length: 1

Answer List: TYesNo

Value:	Mnemonic:	Description:
1	Yes	Yes
2	No	No

- Don't Know
- Refuse
- Empty

- On Input
- On Output

Array:

Special Instructions: Asked only of cases that are multiunits

Skip Instructions: HHROSTER_FNAME

BDemoTable

Block

Control Card.BDemoTable

Description: Builds household roster/updates household roster/select household respondent and reference person

Tab Name: HH roster

Fly Over Name:

Universe Type: If

Inherited Universe: WEBEC ne 1 and SKIPMID ne 1

Universe:

Universe Description:

Array:

Block Instructions

Block

BPreDemoTable

Control Card.BDemoTable.BPreDemoTable

Description: This table should be filled horizontally asking HHROSTER_FNAME through HHMEMBER for Line 1 before proceeding to Line 2, Line 3, etc. Exit table by entering "999".

Tab Name: PreDemos Table

Fly Over Name: PreDemos Table

Universe Type: While

Inherited Universe: WEBEC ne 1 and SKIPMID ne 1

Universe: INCSAM eq 0 and REPLCE eq 1 [for replacement households] or\
\
INCSAM eq 1 [when building the HH roster] or \
\
(INCSAM eq 0 [when adding people to the household roster, or when verifying/changing the membership of members/nonmembers on the household roster]
AND \
(NAMECHECK eq 2) or \
(HHLDCOVERAGE eq 1) or\
(BLANKROSTER eq 1) or \
(MEMBER eq 1 AND SEX eq 'empty') or \
(MEMBER eq 1 AND RELATIONSHIP eq 'empty'))

Universe Description: All members of incoming (new) households or new members of continuing households or members/nonmembers in continuing households that require change to nonmembers/members on the household roster or all members of continuing households (for which no roster was provided on input) or a roster where one or more household members are missing demographic information (i.e. SEX or RELATIONSHIP are empty on input)

Array:

Block Instructions:

HHROSTER_FNAME

Field

Control Card.BDemoTable.BPreDemoTable.HHROSTER_FNAME

Description: First name of person being added to the household roster**Form Pane Label:** First name**SAS Name:****Tag Name:** HHROSTER_FNAME

Inherited Universe: (WEBEC ne 1 and SKIPMID ne 1) AND
 (INCSAM eq 0 and REPLCE eq 1 [for replacement households] or\
 \
 INCSAM eq 1 [when building the HH roster] or\
 \
 (INCSAM eq 0 [when adding people to the household roster, or when
 verifying/changing the membership of members/nonmembers on the household roster]
 AND \
 (NAMECHECK eq 2) or\
 (HHLDCOVERAGE eq 1) or\
 (BLANKROSTER eq 1) or\
 (MEMBER eq 1 AND SEX eq 'empty') or\
 (MEMBER eq 1 AND RELATIONSHIP eq 'empty'))

Universe: (INCSAM eq 1 and RESTRICTEDACCESS) or\
 (INCSAM eq 0 and HHLDCOVERAGE eq 1 and NROSIZE lt MAXPER

Universe Description: When an incoming case, HHROSTER_FNAME will be on path from RESTRICTEDACCESS or it will be on path when any of the inherited universe criteria are met (for a continuing case).

Question Text: ^COLLECT_NAME

* Enter first name on this screen.

* ^MEM_NONMEM

* Enter 999 to leave the table.

Fills: COLLECT_NAME**Instructions:** If INCSAM eq 1 or if (INCSAM eq 0 and BLANKROSTER eq 1) fill

COLLECT_NAME with "What are the names of all people living or staying
 ^HERE_THERE? Start with the name of the person or one of the people who
 ^OWNS_RENTS this home."

Else fill COLLECT_NAME with "What is the name of the person/people that
 is/are new to the household?"

Fills: MEM_NONMEM

Instructions: If INCSAM eq 0 fill MEM_NONMEM with (the interviewer instruction) "To change a non-member already listed on this roster to a member use the up/down arrow to go to MEMBERCHANGES and enter the reason why this person is now a member."

Elseif INCSAM eq 1 fill MEM_NONMEM with (the interviewer instruction) "To change a non-member already listed on this roster to a member use the up/down arrow to go to HHMEMBER and enter a 1."

Type: String

Length: 20

- Don't Know
 Refuse
 Empty

- On Input
 On Output

Store Instructions: Store 01 in L_NO for the first person added to the household roster, 02 in L_NO for the second person added to the household roster, and so forth up to L_NO eq 30.

Store L_NO for the last person added to the roster in HIGHLINENO

Store 21 in RELATIONSHIP for L_NO eq 01.

Store L_NO of reference person (RELATIONSHIP eq 21) in SUM_REFPER

Array:

Skip Instructions: If HHROSTER_FNAME eq 999 and INCSAM eq 0 and RESPLINE ne empty and LASTMARK lt 16 and MEMBER (for RESPLINE) ne 1 goto HHR_CHK

Elseif HHROSTER_FNAME eq 999 and INCSAM eq 0 and MEMBER ne 1 (for Reference Person/L_NO whose REL eq 21) and there is at least one other person on the roster with MEMBER eq 1 goto REFPER_CHK

Elseif HHROSTER_FNAME eq 999 and INCSAME eq 0 and no L_NO has a REL eq 21 (no household member is selected as the Reference Person) goto REFPER_CHK

Elseif HHROSTER_FNAME eq 999 and INCSAM eq 0 and two Line Numbers have a REL eq 21 (there are two persons selected as the Reference Person) goto TWOREFPER_CHK

Elseif HHROSTER_FNAME eq 999 and INCSAM eq 0 and MEMBER (for Reference Person/L_NO whose REL eq 21) ne 1 and there are no persons on the roster with

MEMBER eq 1 goto HHLDCOVERAGE

Elseif HHROSTER_FNAME eq 999 and MEMBER eq 1,2 (for the L_NO where 999 entered) goto NAME_CHECK

Elseif HHROSTER_FNAME eq 999 goto HHLDCOVERAGE

Else goto HHROSTER_LNAME

Check

NAME_CHECK

Control Card.BDemoTable.BPreDemoTable.NAME_CHECK

Description: This edit is to prevent FR's from accidentally typing "999" over existing persons.

Inherited Universe: (WEBEC ne 1 and SKIPMID ne 1) AND
 (INCSAM eq 0 and REPLCE eq 1 [for replacement households] or\
 \
 INCSAM eq 1 [when building the HH roster] or\
 \
 (INCSAM eq 0 [when adding people to the household roster, or when
 verifying/changing the membership of members/nonmembers on the household roster]
 AND \
 (NAMECHECK eq 2) or\
 (HHLDCOVERAGE eq 1) or\
 (BLANKROSTER eq 1) or\
 (MEMBER eq 1 AND SEX eq 'empty') or\
 (MEMBER eq 1 AND RELATIONSHIP eq 'empty'))

Universe: HHROSTER_FNAME eq 999 and MEMBER eq 1,2

Universe Description: Existing person on household roster (either member or nonmember) with 999 entered in their HHROSTER_FNAME item

Text: * You can only enter 999 on a blank line - not over an existing person.

* ^IFNEEDTODELETE

* Select "Close" to return to HHROSTER_FNAME to restore ^FIRSTNAME to the household roster.

Check Instructions: Display the following interviewer instruction only when INCSAM eq 0... "If you need to delete this person from the roster, use arrow key to goto MEMBERCHANGES and enter the reason why this person is no longer a member."

Type: Hard

Skip Instructions: HHROSTER_FNAME

Fills: IFNEEDTODELETE

Instructions: If INCSAM eq 0 fill IFNEEDTODELETE with the interviewer instruction "<>If you need to delete this person from the roster, use arrow key to go to MEMBERCHANGES and enter the reason why this person is no longer a member.[n]"
 Else leave IFNEEDTODELETE blank.

Fills: FIRSTNAME

Instructions: Fill FIRSTNAME with (person's first name from whose name was typed over

with 999) HHLDROSTER_FNAME.

Check

REFPER_CK

Control Card.BDemoTable.BPreDemoTable.REFPER_CK

Description: Hard edit check to identify situation where there is an invalid or no reference person.

Inherited Universe: (WEBEC ne 1 and SKIPMID ne 1) AND
 (INCSAM eq 0 and REPLCE eq 1 [for replacement households] or\
 \
 INCSAM eq 1 [when building the HH roster] or\
 \
 (INCSAM eq 0 [when adding people to the household roster, or when
 verifying/changing the membership of members/nonmembers on the household roster]
 AND \
 (NAMECHECK eq 2) or\
 (HHLDCOVERAGE eq 1) or\
 (BLANKROSTER eq 1) or\
 (MEMBER eq 1 AND SEX eq 'empty') or\
 (MEMBER eq 1 AND RELATIONSHIP eq 'empty'))

Universe: HHROSTER_FNAME eq 999 and \
 ((L_NO whose REL eq 21 and has a MEMBER ne 1 AND there is at least one other
 person on the roster with MEMBER eq 1) or (no household member has a REL eq 21))

Universe Description: Attempting to exit the pre-demos table without a valid reference person because the reference person is not a household member or no one has been selected as the Reference Person.

- Text:** ♦ You need to select a reference person who is a household member.
- ♦ Move to the "RELATION" column and enter 21 for the reference person.
- ♦ If necessary, update the relationships of all household members to the reference person.

Check Instructions:

Type: Hard

Skip Instructions: HHROSTER_FNAME

TWOREFPER_CK

Check

Control Card.BDemoTable.BPreDemoTable.TWOREFPER_CK

Description: Hard edit check to identify situation where two persons are selected as the reference person.

Inherited Universe: (WEBEC ne 1 and SKIPMID ne 1) AND
 (INCSAM eq 0 and REPLCE eq 1 [for replacement households] or\
 \
 INCSAM eq 1 [when building the HH roster] or \
 \
 (INCSAM eq 0 [when adding people to the household roster, or when
 verifying/changing the membership of members/nonmembers on the household roster]
 AND \
 (NAMECHECK eq 2) or \
 (HHLDCOVERAGE eq 1) or\
 (BLANKROSTER eq 1) or \
 (MEMBER eq 1 AND SEX eq 'empty') or \
 (MEMBER eq 1 AND RELATIONSHIP eq 'empty'))

Universe: HHROSTER_FNAME eq 999 and there are two Line Numbers whose REL eq 21

Universe Description: Attempting to exit the pre-demos table without a valid reference person because there are two people selected as the Reference Person.

Text: * You cannot have 2 people selected as the reference person.

* Move to the "RELATION" column and enter 21 for the reference person.

* If necessary, update the relationships of all household members to the reference person.

Check Instructions:

Type: Hard

Skip Instructions: HHROSTER_FNAME

Check

HHR_CK

Control Card.BDemoTable.BPreDemoTable.HHR_CK

Description: Hard edit check for when RESPLINE is a line number for a person whose MEMBER ne 1

Inherited Universe: (WEBEC ne 1 and SKIPMID ne 1) AND
 (INCSAM eq 0 and REPLCE eq 1 [for replacement households] or\
 \
 INCSAM eq 1 [when building the HH roster] or \
 \
 (INCSAM eq 0 [when adding people to the household roster, or when
 verifying/changing the membership of members/nonmembers on the household roster]
 AND \
 (NAMECHECK eq 2) or \
 (HHLDCOVERAGE eq 1) or\
 (BLANKROSTER eq 1) or \
 (MEMBER eq 1 AND SEX eq 'empty') or \
 (MEMBER eq 1 AND RELATIONSHIP eq 'empty'))

Universe: HHROSTER_FNAME eq 999 and INCSAM eq 0 and RESPLINE ne empty and
 LASTMARK lt 16 and (MEMBER (for RESPLINE) ne 1)

Universe Description: Continuing case with a household respondent who is a nonmember

Text: * [The household respondent is not a household member. Please select a household respondent who is a household member.](#)

Check Instructions: This item has not worked in the instrument, so it is being removed from the instrument and replaced with item VALIDHHR_CK in the DemosTable which is a more appropriate place to deal with the issue of an invalid HHR.

Once the edit check VALIDHHR_CK is introduced to the instrument, this edit check should be deleted.

Type: Hard

Skip Instructions: HHROSTER_FNAME

HHROSTER_LNAME

Field

Control Card.BDemoTable.BPreDemoTable.HHROSTER_LNAME

Description: Last name of person being added to the household roster**Form Pane Label:** Last name**SAS Name:****Tag Name:** HHROSTER_LNAME

Inherited Universe: (WEBEC ne 1 and SKIPMID ne 1) AND
 (INCSAM eq 0 and REPLCE eq 1 [for replacement households] or\
 \
 INCSAM eq 1 [when building the HH roster] or \
 \
 (INCSAM eq 0 [when adding people to the household roster, or when
 verifying/changing the membership of members/nonmembers on the household roster]
 AND \
 (NAMECHECK eq 2) or \
 (HHLDCOVERAGE eq 1) or\
 (BLANKROSTER eq 1) or \
 (MEMBER eq 1 AND SEX eq 'empty') or \
 (MEMBER eq 1 AND RELATIONSHIP eq 'empty'))

Universe: HHROSTER_FNAME ne 999**Universe Description:****Question Text:** ^COLLECT_NAME* [Enter last name on this screen.](#)**Fills:** COLLECT_NAME

Instructions: If INCSAM eq 1 or if (INCSAM eq 0 and BLANKROSTER eq 1) fill
 COLLECT_NAME with "What are the names of all people living or staying
 ^HERE_THERE? Start with the name of the person or one of the people who
 ^OWNS_RENTS this home."
 Else fill COLLECT_NAME with "What is the name of the person/people that
 is/are new to the household?"

Type: String**Length:** 20

- Don't Know
 Refuse
 Empty

- On Input
- On Output

Store Instructions: Store HHROSTER_FNAME and HHROSTER_LNAME in NAME (separate with a space)
If INCSAM eq 0 store 1 in NEWPERS
If INCSAM eq 0 and L_NO (of person whose name changed) eq RESPLINE store NAME in RESPNAME

Array:

Skip Instructions: SEX

SEX

Field

Control Card.BDemoTable.BPreDemoTable.SEX

Description: Gender**Form Pane Label:** Sex**SAS Name:****Tag Name:** SEX

Inherited Universe: (WEBEC ne 1 and SKIPMID ne 1) AND
 (INCSAM eq 0 and REPLCE eq 1 [for replacement households] or\
 \
 INCSAM eq 1 [when building the HH roster] or \
 \
 (INCSAM eq 0 [when adding people to the household roster, or when
 verifying/changing the membership of members/nonmembers on the household roster]
 AND \
 (NAMECHECK eq 2) or \
 (HHLDCOVERAGE eq 1) or\
 (BLANKROSTER eq 1) or \
 (MEMBER eq 1 AND SEX eq 'empty') or \
 (MEMBER eq 1 AND RELATIONSHIP eq 'empty'))

Universe: INCSAM eq 1 or \
 INCSAM eq 0 and SEX eq 'empty'

Universe Description:**Question Text:**

^AREYOU_IS_C ^NONHHRNAME_CC male or female?

Fills: AREYOU_IS_C

Instructions: If L_NO (of the person collecting demographic info for) eq RESPLINE fill
 AREYOU_IS_C with "Are you"
 Else fill AREYOU_IS_C with "Is"

Fills: NONHHRNAME_CC

Instructions: If L_NO (of the person collecting demographic info for) ne RESPLINE fill
 NONHHRNAME_CC with ^NAME (fill with the first and last name of L_NO)
 Else leave NONHHRNAME_CC blank

Type: Enumerated**Length:** 1

Answer List: Sex

Value:	Mnemonic:	Description:
1		Male
2		Female

Don't Know
 Refuse
 Empty

On Input
 On Output

Store Instructions: If SEX eq 1 store "M" in SEX_C
Elseif SEX eq 2 store "F" in SEX_C

Array:

Skip Instructions: If L_NO eq SUM_REFPER (if L_NO is the reference person) goto HHMEMBER
Else goto RELATIONSHIP

RELATIONSHIP

Field

Control Card.BDemoTable.BPreDemoTable.RELATIONSHIP

Description: Relationship to reference person**Form Pane Label:** Relation**SAS Name:****Tag Name:** RELATIONSHIP

Inherited Universe: (WEBEC ne 1 and SKIPMID ne 1) AND
 (INCSAM eq 0 and REPLCE eq 1 [for replacement households] or\
 \
 INCSAM eq 1 [when building the HH roster] or \
 \
 (INCSAM eq 0 [when adding people to the household roster, or when
 verifying/changing the membership of members/nonmembers on the household roster]
 AND \
 (NAMECHECK eq 2) or \
 (HHLDCOVERAGE eq 1) or\
 (BLANKROSTER eq 1) or \
 (MEMBER eq 1 AND SEX eq 'empty') or \
 (MEMBER eq 1 AND RELATIONSHIP eq 'empty'))

Universe: SEX and L_NO ne SUM_REFPER or\
 RELATIONSHIP eq 'empty'

Universe Description:**Question Text:** * ^NEWREFPERRVW

What is ^YOUR_NAME_CC^NMS_CC relationship to ^REFPERSON?

Fills: NEWREFPERRVW

Instructions: If INCSAM eq 0 and NEWREFPER fill NEWREFPERRVW with "Review the
 relationships of other household members to the new reference person and
 update these relationships if necessary".
 Else leave NEWREFPERRVW blank.

Fills: YOUR_NAME_CC

Instructions: If L_NO (of the person collecting demographic info for) eq RESPLINE fill
 YOUR_NAME_CC with "your"
 Else fill YOUR_NAME_CC with ^NAME. (fill with the first and last name of
 L_NO)

Fills: NMS_CC

Instructions: If L_NO (of the person collecting demographic info for) ne RESPLINE fill NMS_CC with ""s"
Else leave NMS_CC blank.

Fills: REFPERSON

Instructions: If RESPLINE (or SUM_HHRESP) = SUM_REFPER fill REFPERSON with "you"
Else fill REFPERSON with NAME where L_NO eq SUM_REFPER (or can use REL_REF eq 21)

(the fill should display the first and last name of the reference person if the HHR is not the same person as the reference person, or "you" if the HHR is the same person as the reference person)

Type: Enumerated

Length: 2

Answer List: RELATIONSHIP

Value:	Mnemonic:	Description:
11		Husband
12		Wife
13		Son
14		Daughter
15		Father
16		Mother
17		Brother
18		Sister
19		Other relative
20		Nonrelative

- Don't Know
- Refuse
- Empty

- On Input
- On Output

Array:

Skip Instructions: If RELATIONSHIP eq 11 and RELATIONSHIP eq 11 (for another person) or if RELATIONSHIP eq 12 and RELATIONSHIP eq 12 (for another person) goto SPOUSE_CHECK
Elseif RELATIONSHIP eq 11 and RELATIONSHIP eq 12 (for another person) or

RELATIONSHIP eq 12 and RELATIONSHIP eq 11 (for another person) goto
HUSBWIFE_CHECK
Elseif RELATIONSHIP eq 15 and RELATIONSHIP eq 15 (for another person) or if
RELATIONSHIP eq 16 and RELATIONSHIP eq 16 (for another person) goto
PARENT_CHECK
Elseif RELATIONSHIP eq 12, 14, 16, or 18 and SEX eq 1 goto MALE_CHECK
Elseif RELATIONSHIP eq 11, 13, 15, or 17 and SEX eq 2 goto FEMALE_CHECK
Else goto HHMEMBER

Check

SPOUSE_CHECK

Control Card.BDemoTable.BPreDemoTable.SPOUSE_CHECK

Description: More than one "husband" selected as relationship to reference person or more than one "wife" selected as relationship to reference person.

Inherited Universe: (WEBEC ne 1 and SKIPMID ne 1) AND
 (INCSAM eq 0 and REPLCE eq 1 [for replacement households] or\
 \
 INCSAM eq 1 [when building the HH roster] or \
 \
 (INCSAM eq 0 [when adding people to the household roster, or when
 verifying/changing the membership of members/nonmembers on the household roster]
 AND \
 (NAMECHECK eq 2) or \
 (HHLDCOVERAGE eq 1) or\
 (BLANKROSTER eq 1) or \
 (MEMBER eq 1 AND SEX eq 'empty') or \
 (MEMBER eq 1 AND RELATIONSHIP eq 'empty'))))

Universe: RELATIONSHIP eq 11 and RELATIONSHIP eq 11 (for another person) or
 RELATIONSHIP eq 12 and RELATIONSHIP eq 12 (for another person)

Universe Description: More than one "husband" selected as relationship to reference person or more than one "wife" selected as relationship to reference person and both persons have a MEMBER eq 1.

Text: * You entered more than one ^HUSBANDWIFE as the relationship to the reference person. Go back to RELATIONSHIP and correct the relationship if necessary.

Check Instructions:

Type: Soft

Skip Instructions: If "SUPPRESS" and RELATIONSHIP eq 11 and RELATIONSHIP eq 12 (for another person) or RELATIONSHIP eq 12 and RELATIONSHIP eq 11 (for another person) goto HUSBWIFE_CHECK
 Elseif "SUPPRESS" and RELATIONSHIP eq 15 and RELATIONSHIP eq 15 (for another person) or if RELATIONSHIP eq 16 and RELATIONSHIP eq 16 (for another person) goto PARENT_CHECK
 Elseif "SUPPRESS" and RELATIONSHIP eq 12, 14, 16, or 18 and SEX eq 1 goto MALE_CHECK
 Elseif "SUPPRESS" and RELATIONSHIP eq 11, 13, 15, or 17 and SEX eq 2 goto FEMALE_CHECK
 Elseif "SUPPRESS" goto HHMEMBER
 Else goto RELATIONSHIP ['goto' or 'close' are selected]

Fills: HUSBANDWIFE

**Instructions: If RELATIONSHIP or CHNG_REL eq 11 fill HUSBANDWIFE with "husband"
Elseif RELATIONSHIP or CHNG_REL eq 12 fill HUSBANDWIFE with "wife"**

Check

HUSBWIFE_CHECK

Control Card.BDemoTable.BPreDemoTable.HUSBWIFE_CHECK

Description: Husband (or wife) selected as relationship to reference person when there is already a wife (or husband) selected as relationship to reference person for another person.

Inherited Universe: (WEBEC ne 1 and SKIPMID ne 1) AND
 (INCSAM eq 0 and REPLCE eq 1 [for replacement households] or\
 \
 INCSAM eq 1 [when building the HH roster] or \
 \
 (INCSAM eq 0 [when adding people to the household roster, or when
 verifying/changing the membership of members/nonmembers on the household roster]
 AND \
 (NAMECHECK eq 2) or \
 (HHLDCOVERAGE eq 1) or\
 (BLANKROSTER eq 1) or \
 (MEMBER eq 1 AND SEX eq 'empty') or \
 (MEMBER eq 1 AND RELATIONSHIP eq 'empty'))

Universe: RELATIONSHIP eq 11 and RELATIONSHIP eq 12 (for another person) or
 RELATIONSHIP eq 12 and RELATIONSHIP eq 11 (for another person)

Universe Description: Husband selected as relationship to reference person and Wife already is a relationship for another person or wife selected as relationship to reference person and husband already is a relationship for another person

Text: * You entered ^HUSBANDWIFE when another person on the roster is listed as the ^HUSBWIFEALREADY of the reference person. Go back to RELATIONSHIP and correct.

Check Instructions:

Type: Hard

Skip Instructions: RELATIONSHIP

Fills: HUSBANDWIFE

Instructions: If RELATIONSHIP or CHNG_REL eq 11 fill HUSBANDWIFE with "husband"
 Elseif RELATIONSHIP or CHNG_REL eq 12 fill HUSBANDWIFE with "wife"

Fills: HUSBWIFEALREADY

Instructions: If RELATIONSHIP or CHNG_REL eq 11 fill HUSBWIFEALREADY with "wife"
 Elseif RELATIONSHIP or CHNG_REL eq 12 fill HUSBWIFEALREADY with "husband"

PARENT_CHECK

Check

Control Card.BDemoTable.BPreDemoTable.PARENT_CHECK

Description: More than one "father" or more than one "mother" selected as relationship to reference person

Inherited Universe: (WEBEC ne 1 and SKIPMID ne 1) AND
 (INCSAM eq 0 and REPLCE eq 1 [for replacement households] or\
 \
 INCSAM eq 1 [when building the HH roster] or\
 \
 (INCSAM eq 0 [when adding people to the household roster, or when
 verifying/changing the membership of members/nonmembers on the household roster]
 AND \
 (NAMECHECK eq 2) or\
 (HHLDCOVERAGE eq 1) or\
 (BLANKROSTER eq 1) or\
 (MEMBER eq 1 AND SEX eq 'empty') or\
 (MEMBER eq 1 AND RELATIONSHIP eq 'empty'))

Universe: RELATIONSHIP eq 15 and RELATIONSHIP eq 15 (for another person) or if
 RELATIONSHIP eq 16 and RELATIONSHIP eq 16 (for another person)

Universe Description: More than one "father" or more than one "mother" selected as relationship to reference person

Text: * You entered more than one ^FATHERMOTHER as a relationship to the reference person. Verify that RELATIONSHIP is correct.

Check Instructions:

Type: Soft

Skip Instructions: RELATIONSHIP

Fills: FATHERMOTHER

Instructions: If RELATIONSHIP or CHNG_REL eq 15 fill FATHERMOTHER with "father"
 Elseif RELATIONSHIP or CHNG_REL eq 16 fill FATHERMOTHER with "mother"

Check

MALE_CHECK

Control Card.BDemoTable.BPreDemoTable.MALE_CHECK

Description: Male selected for a "wife", "daughter", "mother" or "sister" relationship to reference person

Inherited Universe: (WEBEC ne 1 and SKIPMID ne 1) AND
 (INCSAM eq 0 and REPLCE eq 1 [for replacement households] or\
 \
 INCSAM eq 1 [when building the HH roster] or\
 \
 (INCSAM eq 0 [when adding people to the household roster, or when
 verifying/changing the membership of members/nonmembers on the household roster]
 AND\
 (NAMECHECK eq 2) or\
 (HHLDCOVERAGE eq 1) or\
 (BLANKROSTER eq 1) or\
 (MEMBER eq 1 AND SEX eq 'empty') or\
 (MEMBER eq 1 AND RELATIONSHIP eq 'empty'))

Universe: SEX eq 1 and RELATIONSHIP eq 12, 14, 16, or 18\
 \

Universe Description: Male selected for a "wife", "daughter", "mother" or "sister" relationship to reference person

Text: RELATIONSHIP: ^REL_DIS SEX: ^SEX_DIS

* The sex entered is inconsistent with the relationship selected.

Check Instructions:

Type: Soft

Skip Instructions: If "SUPPRESS" and RELATIONSHIP eq 11, 13, 15, or 17 and SEX eq 2 (for any person) goto FEMALE_CHECK
 Elseif "SUPPRESS" goto HHMEMBER
 Else goto RELATIONSHIP ['goto' or 'close' are selected]

Fills: REL_DIS

Instructions: If RELATIONSHIP = 11 fill REL_DIS with "Husband"
 If RELATIONSHIP = 12 fill REL_DIS with "Wife"
 If RELATIONSHIP = 13 fill REL_DIS with "Son"
 If RELATIONSHIP = 14 fill REL_DIS with "Daughter"
 If RELATIONSHIP = 15 fill REL_DIS with "Father"
 If RELATIONSHIP = 16 fill REL_DIS with "Mother"
 If RELATIONSHIP = 17 fill REL_DIS with "Brother"
 If RELATIONSHIP = 18 fill REL_DIS with "Sister"
 If RELATIONSHIP = 19 fill REL_DIS with "Other relative"

If RELATIONSHIP = 20 fill REL_DIS with "Nonrelative"

Fills: SEX_DIS

Instructions: If SEX eq 1 fill SEX_DIS with "Male"

Elseif SEX eq 2 fill SEX_DIS with "Female"

Check

FEMALE_CHECK

Control Card.BDemoTable.BPreDemoTable.FEMALE_CHECK

Description: Female selected for a "husband", "son", "father" or "brother" relationship to reference person.

Inherited Universe: (WEBEC ne 1 and SKIPMID ne 1) AND
 (INCSAM eq 0 and REPLCE eq 1 [for replacement households] or\
 \
 INCSAM eq 1 [when building the HH roster] or\
 \
 (INCSAM eq 0 [when adding people to the household roster, or when
 verifying/changing the membership of members/nonmembers on the household roster]
 AND\
 (NAMECHECK eq 2) or\
 (HHLDCOVERAGE eq 1) or\
 (BLANKROSTER eq 1) or\
 (MEMBER eq 1 AND SEX eq 'empty') or\
 (MEMBER eq 1 AND RELATIONSHIP eq 'empty'))

Universe: SEX eq 2 and RELATIONSHIP eq 11, 13, 15, or 17\
 \

Universe Description: Female selected for a "husband", "son", "father" or "brother" relationship to reference person

Text: RELATIONSHIP: ^REL_DIS SEX: ^SEX_DIS

✦ The sex entered is inconsistent with the relationship selected.

Check Instructions:

Type: Soft

Skip Instructions: If "SUPPRESS" goto HHMEMBER
 Else goto RELATIONSHIP ['goto' or 'close' are selected]

Fills: REL_DIS

Instructions: If RELATIONSHIP = 11 fill REL_DIS with "Husband"
 If RELATIONSHIP = 12 fill REL_DIS with "Wife"
 If RELATIONSHIP = 13 fill REL_DIS with "Son"
 If RELATIONSHIP = 14 fill REL_DIS with "Daughter"
 If RELATIONSHIP = 15 fill REL_DIS with "Father"
 If RELATIONSHIP = 16 fill REL_DIS with "Mother"
 If RELATIONSHIP = 17 fill REL_DIS with "Brother"
 If RELATIONSHIP = 18 fill REL_DIS with "Sister"
 If RELATIONSHIP = 19 fill REL_DIS with "Other relative"
 If RELATIONSHIP = 20 fill REL_DIS with "Nonrelative"

Fills: SEX_DIS

Instructions: If SEX eq 1 fill SEX_DIS with "Male"

Elseif SEX eq 2 fill SEX_DIS with "Female"

Field

HHMEMBER

Control Card.BDemoTable.BPreDemoTable.HHMEMBER

Description: Household membership status of person**Form Pane Label:** HH member**SAS Name:****Tag Name:** HHMEMBER

Inherited Universe: (WEBEC ne 1 and SKIPMID ne 1) AND
 (INCSAM eq 0 and REPLCE eq 1 [for replacement households] or\
 \
 INCSAM eq 1 [when building the HH roster] or \
 \
 (INCSAM eq 0 [when adding people to the household roster, or when
 verifying/changing the membership of members/nonmembers on the household roster]
 AND \
 (NAMECHECK eq 2) or \
 (HHLDCOVERAGE eq 1) or\
 (BLANKROSTER eq 1) or \
 (MEMBER eq 1 AND SEX eq 'empty') or \
 (MEMBER eq 1 AND RELATIONSHIP eq 'empty'))

Universe: HHROSTER_LNAME**Universe Description:****Question Text:** ^DO_DOES_C_CC ^YOU_NAME_CC usually live ^HERE_THERE?

* If "No", probe for usual residence elsewhere.

Fills: DO_DOES_C_CC

Instructions: If L_NO (of the person collecting demographic info for) eq RESPLINE fill
 DO_DOES_C_CC with "Do"
 Else fill DO_DOES_C_CC with "Does".

Fills: YOU_NAME_CC

Instructions: If L_NO (of the person collecting demographic info for) eq RESPLINE fill
 YOU_NAME_CC with "you"
 Else fill YOU_NAME_CC with ^NAME. (fill with the first and last name of L_NO)

Fills: HERE_THERE

Instructions: If MODE eq 0 (CAPI) AND INTTYP eq 1 (Personal Visit) fill HERE_THERE with
 "here"
 Else fill HERE_THERE with "there".

Type: Enumerated
Length: 1

Answer List: TYesNo

Value:	Mnemonic:	Description:
1	Yes	Yes
2	No	No

- Don't Know
- Refuse
- Empty

- On Input
- On Output

Store Instructions: If HHMEMBER eq 1 store 1 in MEMBER
 Elseif HHMEMBER eq 2 store 2 in MEMBER and 0 in SELFPROXY

Array:

Skip Instructions: If INCSAM eq 1 and HHMEMBER eq 1 and NROSIZE eq MAXPER goto
 ROS2BIGOVER30
 Elseif goto HHROSTER_FNAME (for the next empty row)
 Elseif INCSAM eq 1 and HHMEMBER eq 2 goto HSEMEMURE

Elseif INCSAM eq 0 and HHMEMBER eq 1 and NROSIZE eq MAXPER goto
 ROS2BIGOVER30
 Elseif INCSAM eq 0 and HHMEMBER eq 1 and L_NO ne HIGHLINENO goto
 MEMBERCHANGES (for next person)
 Elseif INCSAM eq 0 and HHMEMBER eq 2 goto HSEMEMURE

Field

HSEMEMURE

Control Card.BDemoTable.BPreDemoTable.HSEMEMURE

Description: Usual place of residence elsewhere**Form Pane Label:** Usual res elsewhere**SAS Name:****Tag Name:** HSEMEMURE

Inherited Universe: (WEBEC ne 1 and SKIPMID ne 1) AND
 (INCSAM eq 0 and REPLCE eq 1 [for replacement households] or\
 \
 INCSAM eq 1 [when building the HH roster] or \
 \
 (INCSAM eq 0 [when adding people to the household roster, or when
 verifying/changing the membership of members/nonmembers on the household roster]
 AND \
 (NAMECHECK eq 2) or \
 (HHLDCOVERAGE eq 1) or\
 (BLANKROSTER eq 1) or \
 (MEMBER eq 1 AND SEX eq 'empty') or \
 (MEMBER eq 1 AND RELATIONSHIP eq 'empty'))))

Universe: HHMEMBER eq 2 and MEMBER ne 3**Universe Description:**

Question Text: ^DO_DOES_C_CC ^YOU_NAME_CC have a usual place of residence
 elsewhere?

Fills: DO_DOES_C_CC

Instructions: If L_NO (of the person collecting demographic info for) eq RESPLINE fill
 DO_DOES_C_CC with "Do"
 Else fill DO_DOES_C_CC with "Does".

Fills: YOU_NAME_CC

Instructions: If L_NO (of the person collecting demographic info for) eq RESPLINE fill
 YOU_NAME_CC with "you"
 Else fill YOU_NAME_CC with ^NAME. (fill with the first and last name of L_NO)

Type: Enumerated**Length:** 1**Answer List:** TYesNo

Value:	Mnemonic:	Description:
1	Yes	Yes
2	No	No

Don't Know

Refuse

Empty

On Input

On Output

Store Instructions: If HSEMEMURE eq 1 store 2 in MEMBER and 2 in HHMEMBER
Else store 1 in MEMBER and 1 in HHMEMBER

Array:

Skip Instructions: If INCSAM eq 1 and NROSIZE eq MAXPER goto ROS2BIGOVER30
Elseif INCSAM eq 1 goto HHROSTER_FNAME (for the next empty row)

Elseif INCSAM eq 0 and NROSIZE eq MAXPER goto ROS2BIGOVER30

Elseif INCSAM eq 0 and L_NO ne HIGHLINENO goto MEMBERCHANGES (for next person)

Field

HHLDCOVERAGE

Control Card.BDemoTable.HHLDCOVERAGE

Description: Household coverage question

Form Pane Label: hhld coverage

SAS Name:

Tag Name: HHLDCOVERAGE

Inherited Universe: WEBEC ne 1 and SKIPMID ne 1

Universe: INCSAM eq 0,1 (all cases)

Universe Description:

Question Text: Have I missed anyone else living or staying ^HERE_THERE such as any babies, any lodgers, or anyone who is away at present traveling or in the hospital?

L_NO NAME

^L_NO ^NAME

Fills: HERE_THERE

Instructions: If MODE eq 0 (CAPI) AND INTTYP eq 1 (Personal Visit) fill HERE_THERE with "here"

Else fill HERE_THERE with "there".

Fills: L_NO

Instructions: Fill L_NO based on the variable L_NO from the instrument

Fills: NAME

Instructions: Fill NAME with the variable NAME (combines FNAME<>LNAME).

Type: Enumerated

Length: 1

Answer List: TYesNo

Value:	Mnemonic:	Description:
1	Yes	Yes
2	No	No

- Don't Know
- Refuse
- Empty

- On Input
- On Output

Array:

Special Instructions: The displayed roster in the info pane should only display persons with MEMBER eq 1.

Skip Instructions: If HHLDCOVERAGE eq 1 and NROSIZE eq MAXPER goto ROS2BIGOVER30
Elseif HHLDCOVERAGE eq 1 goto HHROSTER_FNAME
Elseif HHLDCOVERAGE eq 2 and (all people on the roster have) MEMBER eq 2 goto ENTIREHHURE
Elseif HHLDCOVERAGE eq 2 and INCSAM eq 1 goto PICK1STHHR
Else goto AGECHECK

Field

ENTIREHHURE
Control Card.BDemoTable.ENTIREHHURE

Description: Screen to identify to interviewer that all people in the household have a usual residence elsewhere

Form Pane Label: URE

SAS Name:

Tag Name: ENTIREHHURE

Inherited Universe: WEBEC ne 1 and SKIPMID ne 1

Universe: All people on the roster have MEMBER eq 2 and HHLDCOVERAGE eq 2

Universe Description:

Question Text: * All people on the household roster have a usual residence elsewhere.

* Enter 1 to exit this case.

* Then, reenter this case to code it a Noninterview (Type B - Entire Household URE) via START_CP.

Type: Enumerated

Length: 1

Answer List: Enter_1_To_Continue

Value:	Mnemonic:	Description:
1		Enter 1 to Continue

- Don't Know
- Refuse
- Empty

- On Input
- On Output

Array:

Skip Instructions: VERIFY

PICK1STHRESP

Field

Control Card.BDemoTable.PICK1STHRESP

Description: Screen to select the household respondent for the INSAM=1 interview

Form Pane Label: Pick HHR

SAS Name:

Tag Name: PICK1STHRESP

Inherited Universe: WEBEC ne 1 and SKIPMID ne 1

Universe: INCSAM eq 1

Universe Description: All incoming cases after HHLDCOVERAGE eq 2 (since we need to select a household respondent)

Question Text: * Enter the line number for the person with whom you are speaking.

* This person should be at least 18 years of age and knowledgeable about the household.

LN NAME

^L_NO ^NAME

Fills: L_NO

Instructions: Fill L_NO based on the variable L_NO from the instrument

Fills: NAME

Instructions: Fill NAME with the variable NAME (combines FNAME<>LNAME).

Type: Enumerated

Length: 2

Answer List: Pick1stHHR_LNS

Value:	Mnemonic:	Description:
01		Line number 01
02		Line number 02
03		Line number 03
04		Line number 04
05		Line number 05
06		Line number 06
07		Line number 07

08	Line number 08
09	Line number 09
10	Line number 10
11	Line number 11
12	Line number 12
13	Line number 13
14	Line number 14
15	Line number 15
16	Line number 16
17	Line number 17
18	Line number 18
19	Line number 19
20	Line number 20
21	Line number 21
22	Line number 22
23	Line number 23
24	Line number 24
25	Line number 25
26	Line number 26
27	Line number 27
28	Line number 28
29	Line number 29
30	Line number 30

- Don't Know
- Refuse
- Empty

- On Input
- On Output

Store Instructions: Store PICK1STHHRESP (line number selected in PICK1STHHRESP) in RESPLINE and RESPONENTLINE and PERTALKINGTOLN
Store NAME (of the line number selected in PICK1STHHRESP) in RESPNAME and RESPONENTNAME and PERTALKINGTO

Array:

Special Instructions: Limit the roster displayed in this question to persons with:
MEMBER eq 1

(Since MEMBER is the only HHR eligibility requirement known at this point, MEMBER eq 1 should be used to determine the the answer list for this field).

Skip Instructions: If PICK1STHHRESP gt HIGHLNO or PICK1STHHRESP eq L_NO for a person with MEMBER ne 1 goto PICKHHRESP_CHK
Elseif PICKHHRESP eq 01-30 display a soft edit check "Are you sure this is the person you want to select to be the household respondent?"
Else goto BIRTHDAYMO

Check

PICKHHRESP_CK
Control Card.BDemoTable.PICKHHRESP_CK

Description: Error message because selected an invalid line number when trying to select the first HHR (L_NO is not a member or is higher than highest roster L_NO)

Inherited Universe: WEBEC ne 1 and SKIPMID ne 1

Universe: PICK1STHHRESP eq L_NO for a person with MEMBER ne 1 or \
PICK1STHHRESP gt HIGHLNO or \
PICK_PROXYPERHHR eq L_NO for a person with MEMBER ne 1 or \
PICK_PROXYPERHHR gt HIGHLNO

Universe Description: Line number selected is for a person who is not a household member or line number is out of range

Text: * ^PICKHHRERROR

Check Instructions:

Type: Hard

Skip Instructions: If PICK_PROXYPERHHR goto PICK_PROXYPERHHR
Else goto PICK1STHHRESP

Fills: PICKHHRERROR

Instructions: If PICK1STHHRESP or PICK_PROXYPERHHR eq L_NO for a person with MEMBER ne 1 fill PICKHHRERROR with (the FR instruction) "Invalid line number. Person selected is not a household member."

Elseif PICK1STHHRESP or PICK_PROXYPERHHR gt HIGHLNO fill PICKHHRERROR with (the FR instruction) "Invalid line number. Please select a valid line number."

ROS2BIGOVER30

Field

Control Card.BDemoTable.ROS2BIGOVER30

Description: Roster is now over 30 people

Form Pane Label: ros2bigover30

SAS Name:

Tag Name: ROS2BIGOVER30

Inherited Universe: WEBEC ne 1 and SKIPMID ne 1

Universe: NEWREFPER eq 31 and NROSIZE eq MAXPER or\
HHMEMBER and NROSIZE eq MAXPER or\
HHLDCOVERAGE eq 1 and NROSIZE eq MAXPER

Universe Description:

Question Text: * There are more than 30 people in the household roster for this household.

Are there any other people living or staying ^HERE_THERE who have not been listed?

Fills: HERE_THERE

Instructions: If MODE eq 0 (CAPI) AND INTTYP eq 1 (Personal Visit) fill HERE_THERE with "here"
Else fill HERE_THERE with "there".

Type: Enumerated

Length: 1

Answer List: TYesNo

Value:	Mnemonic:	Description:
1	Yes	Yes
2	No	No

Don't Know
 Refuse
 Empty

On Input
 On Output

Array:

Skip Instructions: If ROS2BIGOVER30 eq 1 goto ROS2BIGHOWMANY

Elseif ROS2BIGOVER30 eq 2 and NEWREFPER goto NEWREFPER
Else goto HHLDCOVERAGE

ROS2BIGHOWMANY

Field

Control Card.BDemoTable.ROS2BIGHOWMANY

Description: How many more people to add?

Form Pane Label: ros2bighowmany

SAS Name:

Tag Name: ROS2BIGHOWMANY

Inherited Universe: WEBEC ne 1 and SKIPMID ne 1

Universe: ROS2BIGOVER30 = 1

Universe Description:

- Question Text:**
 - ✦ Record the number of additional people living or staying here.
 - ✦ These additional people are not added to the household roster so you will not conduct an NCVS interview for them.

How many others?

Type: Integer

Length: 2

Min: 1

Max: 99

- Don't Know
 Refuse
 Empty

- On Input
 On Output

Array:

Skip Instructions: If NEWREFPER goto NEWREFPER
Else goto HHLDCOVERAGE

Block

BDemoDetailed
Control Card.BDemoTable.BDemoDetailed

Description:

Tab Name:
Fly Over Name:
Universe Type: lf

Inherited Universe: WEBEC ne 1 and SKIPMID ne 1

Universe:

Universe Description:

Array:

Block Instructions:

BRTHDATEMO

Field

Control Card.BDemoTable.BDemoDetailed.BRTHDATEMO

Description: Person's date of birth-month screen

Form Pane Label: Birth mo.

SAS Name:

Tag Name: BRTHDATEMO

Inherited Universe: WEBEC ne 1 and SKIPMID ne 1

Universe: INCSAM eq 1 or\
 (INCSAM eq 0 and REPLCE eq 1)or\
 AGECHECK eq 2 or\
 VFYAGE eq 2 or\
 INCSAM eq 0 and BRTHDATEYR (for current L_NO) eq 9998, 9999, or 'empty'

Universe Description: Incoming case to collect date of birth or when code previous birthdate is not correct at AGECHECK or VFYAGE or when a new person added to a continuing household or when birth year was previously collected as DK or RF.

Question Text: What is ^YOUR_NAME_CC^NMS_CC date of birth?

* [Enter month on this screen.](#)

Fills: YOUR_NAME_CC

Instructions: If L_NO (of the person collecting demographic info for) eq RESPLINE fill YOUR_NAME_CC with "your"
 Else fill YOUR_NAME_CC with ^NAME. (fill with the first and last name of L_NO)

Fills: NMS_CC

Instructions: If L_NO (of the person collecting demographic info for) ne RESPLINE fill NMS_CC with "s"
 Else leave NMS_CC blank.

Type: Enumerated

Length: 2

Answer List: Birth_Month

Value:	Mnemonic:	Description:
1		January
2		February

3	March
4	April
5	May
6	June
7	July
8	August
9	September
10	October
11	November
12	December

- Don't Know
- Refuse
- Empty

- On Input
- On Output

Array:

Skip Instructions: BRTHDATEDY

BRTHDATEDY

Field

Control Card.BDemoTable.BDemoDetailed.BRTHDATEDY

Description: Person's date of birth-day screen**Form Pane Label:** Birth day**SAS Name:****Tag Name:** BRTHDATEDY**Inherited Universe:** WEBEC ne 1 and SKIPMID ne 1

Universe: INCSAM eq 1 or\
 (INCSAM eq 0 and REPLCE eq 1) or\
 AGECHECK eq 2 or \
 VFYAGE eq 2 or\
 INCSAM eq 0 and BRTHDATEYR (for current L_NO) eq 9998, 9999, or 'empty'

Universe Description: Incoming case to collect date of birth or when code previous birthdate is not correct at AGECHECK or VFYAGE or when a new person added to a continuing household or when birth year was previously collected as DK or RF.

Question Text: What is ^YOUR_NAME_CC^NMS_CC date of birth?

* [Enter day on this screen](#)

Fills: YOUR_NAME_CC

Instructions: If L_NO (of the person collecting demographic info for) eq RESPLINE fill YOUR_NAME_CC with "your"
 Else fill YOUR_NAME_CC with ^NAME. (fill with the first and last name of L_NO)

Fills: NMS_CC

Instructions: If L_NO (of the person collecting demographic info for) ne RESPLINE fill NMS_CC with ""s"
 Else leave NMS_CC blank.

Type: Integer

Length: 2

Min: 1

Max: 31

- Don't Know
 Refuse
 Empty

On Input
 On Output

Array:

Skip Instructions: IF BRTHDATEDY gt 31 goto BRTHDATEDY_CK
Elseif BRTHDATEMO eq 2 and BRTHDATEDY in (30, 31) goto BRTHDATEDY_CK
Elseif BRTHDATEMO in (4, 6, 9, 11) AND BRTHDATEDY eq 31 goto
BRTHDATEDY_CK
Else goto BRTHDATEYR

BRTHDATEDY_CHK

Check

Control Card.BDemoTable.BDemoDetailed.BRTHDATEDY_CHK

Description: Error message when enter an invalid day when collecting the birth date information.

Inherited Universe: WEBEC ne 1 and SKIPMID ne 1

Universe: BRTHDATEDY gt 31 or\
BRTHDATEMO eq 2 and BRTHDATEDY in (30, 31) or\
BRTHDATEMO in (4, 6, 9, 11) AND BRTHDATEDY eq 31

Universe Description: Day entered in BRTHDATEDY is invalid because greater than 31 or the month entered in BRTHDATEMO does not have as many days as the entry in BRTHDATEDY

Text: * [Invalid entry.](#)

Check Instructions:

Type: Hard

Skip Instructions: BRTHDATEDY

Field

BRTHDATEYR

Control Card.BDemoTable.BDemoDetailed.BRTHDATEYR

Description: Person's date of birth-year screen**Form Pane Label:** Birth yr**SAS Name:****Tag Name:** BRTHDATEYR**Inherited Universe:** WEBEC ne 1 and SKIPMID ne 1

Universe: INCSAM eq 1 or\
(INCSAM eq 0 and REPLCE eq 1) or\
AGECHECK eq 2 or\
VFYAGE eq 2 or \
INCSAM eq 0 and BRTHDATEYR (for current L_NO) eq 9998, 9999, or 'empty'

Universe Description: Incoming case to collect date of birth or when code previous birthdate is not correct at AGECHECK or VFYAGE or when a new person added to a continuing household or when birth year was previously collected as DK or RF.

Question Text: What is ^YOUR_NAME_CC^NMS_CC date of birth?

- * Enter year on this screen
- * If year is less than 1890, enter 1890

Fills: YOUR_NAME_CC

Instructions: If L_NO (of the person collecting demographic info for) eq RESPLINE fill YOUR_NAME_CC with "your"
Else fill YOUR_NAME_CC with ^NAME. (fill with the first and last name of L_NO)

Fills: NMS_CC

Instructions: If L_NO (of the person collecting demographic info for) ne RESPLINE fill NMS_CC with "s"
Else leave NMS_CC blank.

Type: Integer**Length:** 4**Min:** 1890**Max:** 2100 Don't Know Refuse

Empty

On Input

On Output

Store Instructions: Store BRTHDATEMO, BRTHDATEDY, and BRTHDATEYR into one new variable called BIRTHDATE.

Create the calculated age (from CASES)

Setdate date

If bmo eq DK

Store 6 in BRTHDATEMO

Store ({current}YEAR - BRTHDATEYR) in AGE

If BRTHDATEMO gt MONTH

Subtract <1> from AGE

If BRTHDATEMO eq MONTH

Subtract <1> from AGE

Store AGE in A_AGE_I(L_NO)

If AGE ge 97

Store 96 in AGE

If AGE lt 1

Store 0 in AGE

Array:

Special Instructions: Maximum value for year should be updated each year to equal the current year (found in Survey Cycle Indicator 1 on RT 4001:9-12).

Skip Instructions: If BIRTHDATE gt TODAY (date pulled from instrument) goto BRTHDATEYR_CK
Elseif BRTHDATEYR in (1890..2006) goto VFYAGE
Elseif BRTHDATEYR eq DK goto ESTAGE
Elseif BRTHDATEYR eq RF goto AGERNG

Check

BRTHDATEYR_CKControl Card.BDemoTable.BDemoDetailed.BRTHDATEYR_CK

Description: Error message when enter an invalid year when collecting the birth date information.

Inherited Universe: WEBEC ne 1 and SKIPMID ne 1

Universe: BRTHDATEYR gt TODAY or\
BRTHDATEYR lt 1890 or\
BRTHDATEYR gt max value

Universe Description: Year entered in BRTHDATEYR is invalid because greater than today's date or less than the min value or greater than the max value allowed

Text: * ^BRTHDATEYRCK

Check Instructions:

Type: Hard

Skip Instructions: BRTHDATEYR

Fills: BRTHDATEYRCK

Instructions: If BRTHDATEYR gt TODAY fill BRTHDATEYRCK with "Invalid entry. Birthdate entered is in the future."

Elseif BRTHDATEYR lt 1890 fill BRTHDATEYRCK with "Invalid year; year cannot be prior to 1890."

Elseif BRTHDATEYR gt max value fill BRTHDATEYRCK with "Invalid year."

VFYAGE

Field

Control Card.BDemoTable.BDemoDetailed.VFYAGE

Description: Verifies date entered in BRTHDATEMO, BRTHDATEDY, and BRTHDATEYR**Form Pane Label:** Vfy age**SAS Name:****Tag Name:** VFYAGE**Inherited Universe:** WEBEC ne 1 and SKIPMID ne 1**Universe:** BRTHDATEYR is a valid year (i.e. 1890 to current year)**Universe Description:** Entry in BRTHDATEYR is valid, that is between the min and max allowed value in BRTHDATYR (as well as not a date in the future)**Question Text:** That would make ^YOU_NAME_CC ^AGE_NO ^YEAR_YEARS old^AS_OF_LAST_MONTH Is that correct?**Fills:** YOU_NAME_CC**Instructions:** If L_NO (of the person collecting demographic info for) eq RESPLINE fill YOU_NAME_CC with "you"**Else fill YOU_NAME_CC with ^NAME. (fill with the first and last name of L_NO)****Fills:** AGE_NO**Instructions:** If AGE eq 0 fill AGE_NO with "less than 1"**Elseif AGE ge 97 fill AGE_NO with "older than 96"****Else fill AGE_NO with the variable AGE****Fills:** YEAR_YEARS**Instructions:** IF AGE le 1 fill YEAR_YEARS with "year"**Else fill YEAR_YEARS with "years"****Fills:** AS_OF_LAST_MONTH**Instructions:** If BMO eq INTMO fill AS_OF_LAST_MONTH with " as of last month."**Else fill AS_OF_LAST_MONTH with "."****Type:** Enumerated**Length:** 1**Answer List:** TYesNo

Value:	Mnemonic:	Description:
1	Yes	Yes
2	No	No

- Don't Know
 Refuse
 Empty

- On Input
 On Output

Store Instructions: If VFYAGE eq 1 store calculated AGE in TAGE

If VFYAGE eq 1 and AGE lt 12 store 1 in AGER and 5 in MARITAL
 Elseif VFYAGE eq 1 and AGE in (12,13) store 2 in AGER and 5 in MARITAL
 Elseif VFYAGE eq 1 and AGE in (14,15) store 3 in AGER
 Elseif VFYAGE eq 1 and AGE in (16,17) store 4 in AGER
 Elseif VFYAGE eq 1 and 18 <= AGE <= 65 store 5 in AGER
 Elseif VFYAGE eq 1 and AGE gt 65 store 6 in AGER

Array:

Special Instructions: This item verifies the computed age. If birthdate is changed, age is computed again.

If INCSAM eq 0 then AGE in store instructions is I_AGE from the input file.

Skip Instructions: If VFYAGE eq 1 and AGER ge 3 goto MARITAL

Elseif VFYAGE eq 1 and AGER eq 2 and INTNMBR in (1,3,5,7) goto EDUCATIONATTAIN

Elseif VFYAGE eq 1 and AGER eq 2 and EDUCATIONATTAIN eq 'empty' goto EDUCATIONATTAIN

Elseif VFYAGE eq 1 and AGER eq 2 and INTNMBR in (2,4,6) goto ATTENDING SCHOOL

Elseif VFYAGE eq 1 and AGER eq 1 and SP_ORIGIN eq DK, RF, 'empty' goto SP_ORIGIN

Elseif VFYAGE eq 1 and AGER eq 1 and RACEWHITE eq DK, RF goto RACE

Elseif VFYAGE eq 1 and AGER eq 1 and (RACEWHITE and RACEBLACK and RACEAMINDIAN and RACEASIAN and RACENATVHI and RACEOTHER) all eq 'empty' goto RACE

Elseif VFYAGE eq 1 and AGER eq 1 and L_NO lt HIGHLNO and BRTHDATEYR (for next person) is DK,RF or 'empty' goto BRTHDATEMO

Elseif VFYAGE eq 1 and AGER eq 1 and L_NO lt HIGHLNO goto AGECHECK (for next person)

Elseif VFYAGE eq 1 and AGER eq 1 and L_NO eq HIGHLNO goto ROSTERREVIEW

Elseif VFYAGE eq 2 goto BRTHDATEMO

ESTAGE

Field

Control Card.BDemoTable.BDemoDetailed.ESTAGE

Description: Estimates person's age when BRTHDATEYR equals DK**Form Pane Label:** Est age**SAS Name:****Tag Name:** ESTAGE**Inherited Universe:** WEBEC ne 1 and SKIPMID ne 1**Universe:** BRTHDATEYR eq DK**Universe Description:****Question Text:** Even though you don't know ^YOUR_NAME_CC^NMS_CC exact birthdate,
^AGE_GUESS ^HE_SHE_WAS_ON ^HIS_HER ^LAST_BDAY**Fills:** YOUR_NAME_CC**Instructions:** If L_NO (of the person collecting demographic info for) eq RESPLINE fill
YOUR_NAME_CC with "your"
Else fill YOUR_NAME_CC with ^NAME. (fill with the first and last name of
L_NO)**Fills:** NMS_CC**Instructions:** If L_NO (of the person collecting demographic info for) ne RESPLINE fill
NMS_CC with "s"
Else leave NMS_CC blank.**Fills:** AGE_GUESS**Instructions:** If L_NO (of the person collecting demographic info for) eq RESPLINE fill
AGE_GUESS with "what is your approximate age?"
Else fill AGE_GUESS with "what is your best guess as to how old".**Fills:** HE_SHE_WAS_ON**Instructions:** If L_NO (of the person collecting demographic info for) ne RESPLINE and SEX
eq 1 fill HE_SHE_WAS_ON with "he was on"
Elseif L_NO (of the person collecting demographic info for) ne RESPLINE and
SEX eq 2 fill HE_SHE_WAS_ON with "she was on"
Elseif L_NO (of the person collecting demographic info for) ne RESPLINE and
SEX ne 1 or 2 fill HE_SHE_WAS_ON with "^NAME was on" (fill ^NAME with the
first and last name of L_NO collecting demographic information for)
Else leave HE_SHE_WAS_ON blank

Fills: HIS_HER

Instructions: If L_NO (of the person collecting demographic info for) ne RESPLINE AND SEX eq 1 fill HIS_HER with "his"

Elseif L_NO (of the person collecting demographic info for) ne RESPLINE AND SEX eq 2 fill HIS_HER with "her"

Elseif L_NO (of the person collecting demographic info for) ne RESPLINE AND SEX ne 1, 2 fill HIS_HER with ^NAME (fill NAME with the first and last name of L_NO)

Else leave HIS_HER blank

Fills: LAST_BDAY

Instructions: If L_NO (of the person collecting demographic info for) ne RESPLINE fill LAST_BDAY with "last birthday?"

Else leave LAST_BDAY blank

Type: Integer

Length: 2

Min: 0

Max: 96

Don't Know

Refuse

Empty

On Input

On Output

Store Instructions: Store ESTAGE in TAGE

If ESTAGE lt 12 store 1 in AGER and 5 in MARITAL

Elseif ESTAGE in (12,13) store 2 in AGER and 5 in MARITAL

Elseif ESTAGE in (14,15) store 3 in AGER

Elseif ESTAGE in (16,17) store 4 in AGER

Elseif 18 <= ESTAGE <= 65 store 5 in AGER

Elseif 65 < ESTAGE <=96 store 6 in AGER

Array:

Skip Instructions: If ESTAGE eq DK, RF goto AGERNG

Elseif AGER ge 3 goto MARITAL

Elseif AGER eq 2 and INTNMBR in (1,3,5,7) goto EDUCATIONATTAIN

Elseif AGER eq 2 and EDUCATIONATTAIN eq 'empty' goto EDUCATIONATTAIN

Elseif AGER eq 2 goto ATTENDINGSSCHOOL

Elseif AGER eq 1 and SP_ORIGIN eq DK, RF, 'empty' goto SP_ORIGIN

Elseif AGER eq 1 and RACEWHITE eq DK,RF goto RACE

Elseif AGER eq 1 and (RACEWHITE and RACEBLACK and RACEAMINDIAN and RACEASIAN and RACENATVHI and RACEOTHER) all eq 'empty' goto RACE
Elseif AGER eq 1 and L_NO lt HIGHLNO AND BRTHDATEYR (for next person) eq DK,RF or 'empty' goto BRTHDATEMO
Elseif AGER eq 1 and L_NO lt HIGHLNO goto AGECHECK (for next person)
Else goto ROSTERREVIEW

Field

AGERNG

Control Card.BDemoTable.BDemoDetailed.AGERNG

Description: Age range for person when estimated age is not known respondent's year of birth is refused

Form Pane Label: Age rng

SAS Name:

Tag Name: AGERNG

Inherited Universe: WEBEC ne 1 and SKIPMID ne 1

Universe: ESTAGE eq DK, RF\
BIRTHDATEYR eq RF

Universe Description:

Question Text: ^AGE_RANGE

* [Read appropriate age categories.](#)

Fills: AGE_RANGE

Instructions: If L_NO (of the person collecting demographic info for) eq RESPLINE fill AGE_RANGE with "Are you between 18 and 65 years old? 66 or older? Are you..."

Elseif L_NO (of the person collecting demographic info for) ne RESPLINE fill AGE_RANGE with "Is ^HE_SHE_CC a child, a teenager, or an adult? Is ^HE_SHE_CC..."

Type: Enumerated

Length: 1

Answer List: Age_Range

Value:	Mnemonic:	Description:
1		[bold]0 - 11 years old?[n]
2		[bold]12 - 13 years old?[n]
3		[bold]14 - 15 years old?[n]
4		[bold]16 - 17 years old?[n]
5		[bold]18 - 24 years old?[n]
6		[bold]25 - 34 years old?[n]
7		[bold]35 - 49 years old?[n]
8		[bold]50 - 65 years old?[n]
9		[bold]66 years old or older?[n]

AGEGRP

Field

Description: Age category**Form Pane Label:** AGEGRP**SAS Name:****Tag Name:** AGEGRP**Inherited Universe:****Universe:** AGERNG = DK or RF**Universe Description:** Age range not known**Question Text:** *

Is [HE/SHE] a child, a teenager, or an adult? Is [HE/SHE]///

*read categories

:

Answer List: AGEGRP

Value:	Mnemonic:	Description:
0	Child	Child 0-11 years pld
12	Youth	Youth 12-17 years old
18	Adult	Adult 18 years or older

Store Instructions: If AGEGRP eq 0 store 1 in AGER and 5 in MARITAL Elseif AGEGRP eq 12 store 2 in AGER and 5 in MARITAL Elseif AGEGRP eq 18 store 5 in AGER Elseif AGERNG eq 4 store 4 in AGER AGERNG eq RF store 8 in AGER Elseif AGERNG eq DK store 9 in AGER

Skip instructions: If 0 – 11 years old, go to SP_ORIGIN

If 12-17 years old, go to HHPARENT

If 18+ go to MARITAL

HHPARENT

Field

Description: Does child have parent in household

Form Pane Label: HHPARENT

SAS Name:

Tag Name: HHPARENT

Inherited Universe:

Universe: AGE 12-17

Universe Description: Household member age 12- 17

Question Text: *

Does ^NONHHRNAME_CC have [another parent/guardian/a parent/guardian or parents/guardians] in this household [other than REFPRESON]?

Reminder: a parent or guardian can be a role, rather than a relationship. The parent or guardian should be knowledgeable about the youth and be responsible for making decisions on activities like school permissions, where to live, etcetera.

Fills: NONHHRNAME_CC

Instructions: If L_NO (of the person collecting demographic info for) ne RESPLINE fill NONHHRNAME_CC with ^NAME (fill with the first and last name of L_NO) Else leave NONHHRNAME_CC blank

Fills: If person already identified as son/daughter of HHMEM then "another parent" else "a parent or parents"

Fills: [other than REFPERSON]

If refferson identified as parent to youth, display name in refferson "other than [name/you]"

Type:

Length:

Answer List: TYESNO

Value:	Mnemonic:	Description:
1	Yes	Yes
2	No	No

Skip instructions: IF YES AND REFPERSON IDENTIFIED AS PARENT1, GO TO HHPARENTWHO2

IF YES AND PARENT1 NOT IDENTIFIED, GO TO HHPARENTWHO1

IF NO GO TO HHPARENTCONF

HHPARENTWHO1

Field

Description: Who is parent

Form Pane Label: HHPARENTWHO1

SAS Name:

Tag Name: HHPARENTWHO1

Inherited Universe:

Universe:

Universe Description: YOUTH has a parent in the household who is NOT the refperson

Question Text: ✦

Who in this household are/is ^NONHHRNAME_CC's parent(s) or legal guardian(s)?

DISPLAY HH ROSTER EXCEPT ANYONE UNDER 18

ENTER FIRST PARENT ON THIS SCREEN; ENTER SECOND PARENT ON NEXT SCREEN IF APPLICABLE

Fills: NONHHRNAME_CC

Instructions: If L_NO (of the person collecting demographic info for) ne RESPLINE fill NONHHRNAME_CC with ^NAME (fill with the first and last name of L_NO) Else leave NONHHRNAME_CC blank

Type:

Length:

Enter line item for PARENT1

Skip instructions: HHPARENTWHO2

HHPARENTWHO2Field

Description: Who is parent**Form Pane Label: HHPARENTWHO1****SAS Name:****Tag Name: HHPARENTWHO1****Inherited Universe:****Universe:****Universe Description: YOUTH has a parent in the household****Question Text:** ***Who in this household is ^NONHHRNAME_CC's other parent or legal guardian?****DISPLAY HH ROSTER EXCEPT ANYONE UNDER 18; DO NOT DISPLAY REFPERSON****; ENTER SECOND PARENT ON THIS SCEEN, IF APPLICABLE****Fills: NONHHRNAME_CC****Instructions: If L_NO (of the person collecting demographic info for) ne RESPLINE fill NONHHRNAME_CC with ^NAME (fill with the first and last name of L_NO) Else leave NONHHRNAME_CC blank****Type:**
Length:

Enter line item for PARENT2;

31 – No other parent

[this option only displays when the youth is not son or daughter of RefPerson]

Skip instructions: HHPARENTCONF

HHPARENTCONF

Field

Description: Confirm parents

Form Pane Label: HHPARENTCONF

SAS Name:

Tag Name: HHPARENTCONF

Inherited Universe:

Universe: HHPARENT = 1

Universe Description:

Question Text:



IF ANY PARENTS IN HH: Just to confirm, [you/PARENT1 NAME] [and] [PARENT2 NAME] [are/is] the parent(s) or guardian(s) of [YOUTH NAME]. Is that correct?

IF NO PARENTS IN HH: Just to confirm, [YOUTH NAME] does not have a parent or guardian living in this household. Is that correct?

Type:
Length:

Answer List: HHPARENTCONF

Value:	Mnemonic:	Description:
1	Correct	Correct
2	Not correct	Not correct

Skip instructions: IF NOT CORRECT, GO BACK TO HHPARENTWHO1;
IF CORRECT, GO TO MARITAL;

Field

MARITAL

Control Card.BDemoTable.BDemoDetailed.MARITAL

Description: Enter new marital status for person**Form Pane Label:** marital**SAS Name:****Tag Name:** MARITAL**Inherited Universe:** WEBEC ne 1 and SKIPMID ne 1**Universe:** AGER ge 3**Universe Description:****Question Text:** * Enter new marital status for ^NAME_CC

LAST REPORTED AS: ^MARITAL

* If in doubt, ask:

(^AREYOU_IS_C ^NONHHRNAME_CC now married, widowed, divorced, separated or ^HAVE_YOU_HAS_HE_SHE_CC never been married?)

Fills: NAME_CC**Instructions:** Fill NAME_CC with ^NAME. So fill NAME_CC based on the name associated with L_NO (of the person collecting demographic info for).**Fills:** MARITAL

Instructions: If MARITAL (from input) eq 1 fill MARITAL with "Married"
 Elseif MARITAL (from input) eq 2 fill MARITAL with "Widowed"
 Elseif MARITAL (from input) eq 3 fill MARITAL with "Divorced"
 Elseif MARITAL (from input) eq 4 fill MARITAL with "Separated"
 Elseif MARITAL (from input) eq 5 fill MARITAL with "Never Married"
 Elseif MARITAL (from input) eq 9 fill MARITAL with "Don't know"
 Elseif MARITAL (from input) eq 8 fill MARITAL with "Refused"
 Else fill MARITAL with "Not Answered"

Fills: AREYOU_IS_C

Instructions: If L_NO (of the person collecting demographic info for) eq RESPLINE fill AREYOU_IS_C with "Are you"
 Else fill AREYOU_IS_C with "Is"

Fills: NONHHRNAME_CC

Instructions: If L_NO (of the person collecting demographic info for) ne RESPLINE fill NONHHRNAME_CC with ^NAME (fill with the first and last name of L_NO)
 Else leave NONHHRNAME_CC blank

Fills: HAVE_YOU_HAS_HE_SHE_CC

Instructions: If L_NO (of the person collecting demographic info for) eq RESPLINE fill HAVE_YOU_HAS_HE_SHE_CC with "have you"
 Elseif L_NO (of the person collecting demographic info for) ne RESPLINE and SEX eq 1 fill HAVE_YOU_HAS_HE_SHE_CC with "has he"
 Elseif L_NO (of the person collecting demographic info for) ne RESPLINE and SEX eq 2 fill HAVE_YOU_HAS_HE_SHE_CC with "has she"
 Elseif L_NO (of the person collecting demographic info for) ne RESPLINE and SEX ne 1 or 2 fill HAVE_YOU_HAS_HE_SHE_CC with "has ^NAME" (fill ^NAME with the first and last name of L_NO)

Type: Enumerated
Length: 1

Answer List: MARITAL

Value:	Mnemonic:	Description:
1		Married
2		Widowed
3		Divorced
4		Separated
5		Never married

- Don't Know
- Refuse
- Empty

- On Input
- On Output

Array:

Skip Instructions: If AGER eq 5, 8, 9 goto ARMEDFORCES
 Elseif INTNMBR in (1,3,5,7) goto EDUCATIONATTAIN
 Elseif EDUCATIONATTAIN is 'empty' goto EDUCATIONATTAIN
 Else goto ATTENDING SCHOOL

Field

ARMEDFORCES

Control Card.BDemoTable.BDemoDetailed.ARMEDFORCES

Description: Currently in armed forces

Form Pane Label: Military

SAS Name:

Tag Name: ARMEDFORCES

Inherited Universe: WEBEC ne 1 and SKIPMID ne 1

Universe: AGER eq 5, 8, 9\

Universe Description:

Question Text: LAST REPORTED AS: ^MILITARY

^AREYOU_IS_C ^NONHHRNAME_CC now in the Armed Forces?

Fills: MILITARY

Instructions: If MILITARY (from input) eq 1 fill MILITARY with "Yes"
 If MILITARY (from input) eq 2 fill MILITARY with "No"
 If MILITARY (from input) eq 9 fill MILITARY with "Don't know"
 If MILITARY (from input) eq 8 fill MILITARY with "Refused"
 Else fill MILITARY with "Not Answered"

Fills: AREYOU_IS_C

Instructions: If L_NO (of the person collecting demographic info for) eq RESPLINE fill AREYOU_IS_C with "Are you"
 Else fill AREYOU_IS_C with "Is"

Fills: NONHHRNAME_CC

Instructions: If L_NO (of the person collecting demographic info for) ne RESPLINE fill NONHHRNAME_CC with ^NAME (fill with the first and last name of L_NO)
 Else leave NONHHRNAME_CC blank

Type: Enumerated

Length: 1

Answer List: TYesNo

Value:	Mnemonic:	Description:
1	Yes	Yes

2	No	No
---	----	----

- Don't Know
- Refuse
- Empty

- On Input
- On Output

Array:

Skip Instructions: If INTNMBR in (1,3,5,7) goto EDUCATIONATTAIN
Elseif EDUCATIONATTAIN is 'empty' goto EDUCATIONATTAIN
Else goto ATTENDING SCHOOL

Field

EDUCATIONATTAIN

Control Card.BDemoTable.BDemoDetailed.EDUCATIONATTAIN

Description: Highest grade/level of education completed**Form Pane Label:** Education**SAS Name:****Tag Name:** EDUCATIONATTAIN**Inherited Universe:** WEBEC ne 1 and SKIPMID ne 1**Universe:** AGER ge 2 AND EDUCATIONATTAIN eq 'empty' or \
AGER ge 2 AND INTNMBR in (1,3,5,7)**Universe Description:****Flash Card:** H_EDUCATION**Question Text:** <BOOK ICON>**LAST REPORTED AS:** ^EDUCATIONATTAIN**What is the highest level of school ^YOU_NAME_CC completed or the highest degree ^YOU_HE_SHE_CC received?****Fills:** EDUCATIONATTAIN

Instructions: If EDUCATIONATTAIN (from input) eq 1 fill EDUCATIONATTAIN with "1st grade"
 If EDUCATIONATTAIN (from input) eq 2 fill EDUCATIONATTAIN with "2nd grade"
 If EDUCATIONATTAIN (from input) eq 3 fill EDUCATIONATTAIN with "3rd grade"
 If EDUCATIONATTAIN (from input) eq 4 fill EDUCATIONATTAIN with "4th grade"
 If EDUCATIONATTAIN (from input) eq 5 fill EDUCATIONATTAIN with "5th grade"
 If EDUCATIONATTAIN (from input) eq 6 fill EDUCATIONATTAIN with "6th grade"
 If EDUCATIONATTAIN (from input) eq 7 fill EDUCATIONATTAIN with "7th grade"
 If EDUCATIONATTAIN (from input) eq 8 fill EDUCATIONATTAIN with "8th grade"
 If EDUCATIONATTAIN (from input) eq 9 fill EDUCATIONATTAIN with "9th grade"
 If EDUCATIONATTAIN (from input) eq 10 fill EDUCATIONATTAIN with "10th grade"
 If EDUCATIONATTAIN (from input) eq 11 fill EDUCATIONATTAIN with "11th grade"

grade"

If EDUCATIONATTAIN (from input) eq 12 fill EDUCATIONATTAIN with "12th grade (no diploma)"

If EDUCATIONATTAIN (from input) eq 13 fill EDUCATIONATTAIN with "High school graduate (Diploma or equivalent)"

If EDUCATIONATTAIN (from input) eq 14 fill EDUCATIONATTAIN with "Some college (No Degree)"

If EDUCATIONATTAIN (from input) eq 15 fill EDUCATIONATTAIN with "Associate's degree"

If EDUCATIONATTAIN (from input) eq 16 fill EDUCATIONATTAIN with "Bachelor's degree (e.g. BA, AB, BS)"

If EDUCATIONATTAIN (from input) eq 17 fill EDUCATIONATTAIN with "Master's degree (e.g. MA, MS, Meng, MSW, MBA)"

If EDUCATIONATTAIN (from input) eq 18 fill EDUCATIONATTAIN with "Professional School degree (e.g. MD, DDS, DVM, LLB, JD)"

If EDUCATIONATTAIN (from input) eq 19 fill EDUCATIONATTAIN with "Doctorate degree (PhD, EdD)"

If EDUCATIONATTAIN (from input) eq 20 fill EDUCATIONATTAIN with "Never attended, preschool, kindergarten"

If EDUCATIONATTAIN (from input) eq 98 fill EDUCATIONATTAIN with "Refused"

If EDUCATIONATTAIN (from input) eq 99 fill EDUCATIONATTAIN with "Don't know"

Else fill EDUCATIONATTAIN with "Not answered"

Fills: YOU_NAME_CC

Instructions: If L_NO (of the person collecting demographic info for) eq RESPLINE fill YOU_NAME_CC with "you"

Else fill YOU_NAME_CC with ^NAME. (fill with the first and last name of L_NO)

Fills: YOU_HE_SHE_CC

Instructions: If L_NO (of the person collecting demographic info for) eq RESPLINE fill YOU_HE_SHE_CC with "you"

Elseif L_NO (of the person collecting demographic info for) ne RESPLINE AND SEX eq 1 fill YOU_HE_SHE_CC with "he"

Elseif L_NO (of the person collecting demographic info for) ne RESPLINE AND SEX eq 2 fill YOU_HE_SHE_CC with "she"

Elseif L_NO (of the person collecting demographic info for) ne RESPLINE AND SEX is blank fill YOU_HE_SHE_CC with ^NAME. (fill with the first and last name of L_NO)

Type: Enumerated

Length: 2

Answer List: EDUCATION_ATTAIN

Value:	Mnemonic:	Description:
1		1st grade
2		2nd grade
3		3rd grade
4		4th grade
5		5th grade
6		6th grade
7		7th grade
8		8th grade
9		9th grade
10		10th grade
11		11th grade
12		12th grade (No diploma)
13		High school graduate (Diploma or equivalent)
14		Some college (No Degree)
15		Associate's degree
16		Bachelor's degree (e.g. BA, AB, BS)
17		Master's degree (e.g. MA, MS, Meng, MSW, MBA)
18		Professional School degree (e.g. MD, DDS, DVM, LLB, JD)
19		Doctorate degree (PhD, EdD)
20		Never attended, preschool, kindergarten

- Don't Know
- Refuse
- Empty

- On Input
- On Output

Array:

Skip Instructions: If ((TAGE eq 12 and EDUCATIONATTAIN ne 6,7,8,DK,RF) OR
 (TAGE eq 13 and EDUCATIONATTAIN ne 7,8,9,DK,RF) OR
 (TAGE eq 14 and EDUCATIONATTAIN ne 8,9,10,DK,RF) OR
 (TAGE eq 15 and EDUCATIONATTAIN ne 9,10,11,DK,RF) OR
 (TAGE eq 16 and EDUCATIONATTAIN ne 10,11,12,13,DK,RF) OR
 (TAGE eq 17 and EDUCATIONATTAIN ne 11,12,13,14,DK,RF) OR
 (TAGE eq 18 and EDUCATIONATTAIN ne 12,13,14,15,DK,RF)) goto
 EDUCATION_CK
 Else goto ATTENDINGSCHOOL

EDUCATION_CK

Check

Control Card.BDemoTable.BDemoDetailed.EDUCATION_CK

Description: Check for possible inconsistency in educational attainment compared to respondent's age.

Inherited Universe: WEBEC ne 1 and SKIPMID ne 1

Universe: TAGE eq 12 and EDUCATIONATTAIN ne 6,7,8,DK,RF OR\
 TAGE eq 13 and EDUCATIONATTAIN ne 7,8,9,DK,RF OR\
 TAGE eq 14 and EDUCATIONATTAIN ne 8,9,10,DK,RF OR\
 TAGE eq 15 and EDUCATIONATTAIN ne 9,10,11,DK,RF OR\
 TAGE eq 16 and EDUCATIONATTAIN ne 10,11,12,13,DK,RF OR\
 TAGE eq 17 and EDUCATIONATTAIN ne 11,12,13,14,DK,RF OR\
 TAGE eq 18 and EDUCATIONATTAIN ne 12,13,14,15,DK,RF

Universe Description: Age of respondent is potentially inconsistent with level of education completed

Text: * You marked ^EDUCATIONATTAIN as the highest level of school completed for a person age ^TAGE. Are you sure this is correct?

Check Instructions:

Type: Soft

Skip Instructions: If "Suppress" goto ATTENDING SCHOOL
 Else goto EDUCATIONATTAIN

Fills: EDUCATIONATTAIN

Instructions: If EDUCATIONATTAIN (from input) eq 1 fill EDUCATIONATTAIN with "1st grade"
 If EDUCATIONATTAIN (from input) eq 2 fill EDUCATIONATTAIN with "2nd grade"
 If EDUCATIONATTAIN (from input) eq 3 fill EDUCATIONATTAIN with "3rd grade"
 If EDUCATIONATTAIN (from input) eq 4 fill EDUCATIONATTAIN with "4th grade"
 If EDUCATIONATTAIN (from input) eq 5 fill EDUCATIONATTAIN with "5th grade"
 If EDUCATIONATTAIN (from input) eq 6 fill EDUCATIONATTAIN with "6th grade"
 If EDUCATIONATTAIN (from input) eq 7 fill EDUCATIONATTAIN with "7th grade"
 If EDUCATIONATTAIN (from input) eq 8 fill EDUCATIONATTAIN with "8th grade"
 If EDUCATIONATTAIN (from input) eq 9 fill EDUCATIONATTAIN with "9th grade"
 If EDUCATIONATTAIN (from input) eq 10 fill EDUCATIONATTAIN with "10th grade"

If EDUCATIONATTAIN (from input) eq 11 fill EDUCATIONATTAIN with "11th grade"
If EDUCATIONATTAIN (from input) eq 12 fill EDUCATIONATTAIN with "12th grade (no diploma)"
If EDUCATIONATTAIN (from input) eq 13 fill EDUCATIONATTAIN with "High school graduate (Diploma or equivalent)"
If EDUCATIONATTAIN (from input) eq 14 fill EDUCATIONATTAIN with "Some college (No Degree)"
If EDUCATIONATTAIN (from input) eq 15 fill EDUCATIONATTAIN with "Associate's degree"
If EDUCATIONATTAIN (from input) eq 16 fill EDUCATIONATTAIN with "Bachelor's degree (e.g. BA, AB, BS)"
If EDUCATIONATTAIN (from input) eq 17 fill EDUCATIONATTAIN with "Master's degree (e.g. MA, MS, Meng, MSW, MBA)"
If EDUCATIONATTAIN (from input) eq 18 fill EDUCATIONATTAIN with "Professional School degree (e.g. MD, DDS, DVM, LLB, JD)"
If EDUCATIONATTAIN (from input) eq 19 fill EDUCATIONATTAIN with "Doctorate degree (PhD, EdD)"
If EDUCATIONATTAIN (from input) eq 20 fill EDUCATIONATTAIN with "Never attended, preschool, kindergarten"
If EDUCATIONATTAIN (from input) eq 98 fill EDUCATIONATTAIN with "Refused"
If EDUCATIONATTAIN (from input) eq 99 fill EDUCATIONATTAIN with "Don't know"
Else fill EDUCATIONATTAIN with "Not answered"

Fills: TAGE

Instructions: Store the numeric value of TAGE in the fill TAGE

ATTENDINGSCHOOL

Field

Control Card.BDemoTable.BDemoDetailed.ATTENDINGSCHOOL

Description: Currently enrolled/attending school**Form Pane Label:** Attending school**SAS Name:****Tag Name:** ATTENDINGSCHOOL**Inherited Universe:** WEBEC ne 1 and SKIPMID ne 1**Universe:** AGER ge 2**Universe Description:****Question Text:** LAST REPORTED AS: ^ATTENDINGSCHOOL

^AREYOU_IS_C ^NONHHRNAME_CC currently attending or
 ^REGULAR_SCHOOL enrolled either full-time or part-time in a college or
 university, trade, or vocational school?

Fills: ATTENDINGSCHOOL**Instructions:** If ATTENDINGSCHOOL (from input) eq 1 fill ATTENDINGSCHOOL with "Regular school"

If ATTENDINGSCHOOL (from input) eq 2 fill ATTENDINGSCHOOL with "College/University"

If ATTENDINGSCHOOL (from input) eq 3 fill ATTENDINGSCHOOL with "Trade school"

If ATTENDINGSCHOOL (from input) eq 4 fill ATTENDINGSCHOOL with "Vocational school"

If ATTENDINGSCHOOL (from input) eq 5 fill ATTENDINGSCHOOL with "Not enrolled in any school"

If ATTENDINGSCHOOL (from input) eq 8 fill ATTENDINGSCHOOL with "Refused"

If ATTENDINGSCHOOL (from input) eq 9 fill ATTENDINGSCHOOL with "Don't know"

Else fill ATTENDINGSCHOOL with "Not answered"

Fills: AREYOU_IS_C**Instructions:** If L_NO (of the person collecting demographic info for) eq RESPLINE fill AREYOU_IS_C with "Are you"

Else fill AREYOU_IS_C with "Is"

Fills: NONHHRNAME_CC**Instructions:** If L_NO (of the person collecting demographic info for) ne RESPLINE fill

**NONHHRNAME_CC with ^NAME (fill with the first and last name of L_NO)
Else leave NONHHRNAME_CC blank**

Fills: REGULAR_SCHOOL

Instructions: If EDUCATIONATTAIN lt 13 or eq 20 and AGE lt 20 fill REGULAR_SCHOOL with "enrolled in a regular school such as elementary or high school or"
Else leave REGULAR_SCHOOL blank

(If INTVNMBR eq 2, 4, 6 then EDUCATIONATTAIN comes from input else if INTVNMBR eq 1, 3, 5, 7 OR NEWPERS eq 1 then EDUCATIONATTAIN comes from the instrument)

Type: Enumerated
Length: 1

Answer List: ATTEND_SCHOOL

Value:	Mnemonic:	Description:
1		Regular school
2		College/University
3		Trade school
4		Vocational school
5		None of the above schools

- Don't Know
- Refuse
- Empty

- On Input
- On Output

Array:

Skip Instructions:

IF ATTENDINGSCHOOL = 1 OR 5 AND AGE LE 18 GO TO HOMESCHOOL

IF ATTENDINGSCHOOL = 2 GO TO LIVEONCAMPUS

IF ATTENDINGSCHOOL = 3 OR 4 GO TO ONLINESCHOOL

HOMESCHOOL

Field

Description: Homeschooled

Form Pane Label: HOMESCHOOL

SAS Name:

Tag Name: HOMESCHOOL

Inherited Universe:

Universe: ATTENDING SCHOOL = 1 OR 5 AND AGE LE 18

Universe Description: ANSWERED "REGULAR SCHOOL" OR "NONE OF THESE" IN ATTENDING SCHOOL AND 18 YEARS OLD OR YOUNGER

Question Text:



AREYOU_IS_C ^NONHHRNAME_CC home schooled?

Fills: AREYOU_IS_C

Instructions: If L_NO (of the person collecting demographic info for) eq RESPLINE fill AREYOU_IS_C with "Are you"

Else fill AREYOU_IS_C with "Is"

Fills: NONHHRNAME_CC

Instructions: If L_NO (of the person collecting demographic info for) ne RESPLINE fill NONHHRNAME_CC with ^NAME (fill with the first and last name of L_NO) Else leave NONHHRNAME_CC blank

Type:

Length:

Answer List: TYESNO

Value:	Mnemonic:	Description:
1	Yes	Yes
2	No	No

Skip Instructions: SP_ORIGIN

LIVEONCAMPUS

Field

Description: Lives on campus when not at HH

Form Pane Label: LIVEONCAMPUS

SAS Name:

Tag Name: LIVEONCAMPUS

Inherited Universe:

Universe: ATTENDING SCHOOL = 2

Universe Description: ANSWERED "COLLEGE/UNIVERSITY" IN ATTENDING SCHOOL

Question Text:



DOYOU_DOES_C ^NONHHRNAME_CC live on campus when not staying here?

Fills: DOYOU_DOES_C

Instructions: If L_NO (of the person collecting demographic info for) eq RESPLINE fill AREYOU_IS_C with "Do you"

Else fill AREYOU_IS_C with "Does"

Fills: NONHHRNAME_CC

Instructions: If L_NO (of the person collecting demographic info for) ne RESPLINE fill NONHHRNAME_CC with ^NAME (fill with the first and last name of L_NO) Else leave NONHHRNAME_CC blank

Type:
Length:

Answer List: LIVEONCAMPUS

Value:	Mnemonic:	Description:
1	Campus Student	Campus Student
2	Not Campus Student	Not Campus Student

Skip Instruction: ONLINESCHOOL

ONLINESCHOOL

Field

Description: Goes to school online

Form Pane Label: ONLINESCHOOL

SAS Name:

Tag Name: ONLINESCHOOL

Inherited Universe:

Universe: ATTENDING SCHOOL = 2, 3, or 4 and AGE 18+

Universe Description: ANSWERED "COLLEGE/UNIVERSITY" OR "TRADE SCHOOL" OR "VOCATIONAL SCHOOL" IN ATTENDING SCHOOL AND 18 YEARS OLD OR OLDER

Question Text:



DOYOU_DOES_C ^NONHHRNAME_CC go to a school, or does {he/she} attend online?

Fills: DOYOU_DOES_C

Instructions: If L_NO (of the person collecting demographic info for) eq RESPLINE fill AREYOU_IS_C with "Do you"

Else fill AREYOU_IS_C with "Does"

Fills: NONHHRNAME_CC

Instructions: If L_NO (of the person collecting demographic info for) ne RESPLINE fill NONHHRNAME_CC with ^NAME (fill with the first and last name of L_NO) Else leave NONHHRNAME_CC blank

Fills: DISPLAY: "he" if SEX = 1, "she" if SEX=2, else display [person name]

Type:

Length:

Answer List: ONLINESCHOOL

Value:	Mnemonic:	Description:
1	Goes to school	Goes to school
2	Attends online	Attends online
3	Both	Both

Skip instructions: SP_ORIGIN

SP_ORIGIN

Field

Control Card.BDemoTable.BDemoDetailed.SP_ORIGIN

Description: Hispanic origin

Form Pane Label: Sp. origin

SAS Name:

Tag Name: SP_ORIGIN

Inherited Universe: WEBEC ne 1 and SKIPMID ne 1

Universe: ORIGIN eq 'empty' OR \
ORIGIN eq DK, RF (on input)

Universe Description:

Flash Card: H_ORIGIN

Question Text: <BOOK ICON>

^AREYOU_IS_C ^NONHHRNAME_CC Spanish, Hispanic, or Latino?

Fills: AREYOU_IS_C

Instructions: If L_NO (of the person collecting demographic info for) eq RESPLINE fill AREYOU_IS_C with "Are you"
Else fill AREYOU_IS_C with "Is"

Fills: NONHHRNAME_CC

Instructions: If L_NO (of the person collecting demographic info for) ne RESPLINE fill NONHHRNAME_CC with ^NAME (fill with the first and last name of L_NO)
Else leave NONHHRNAME_CC blank

Type: Enumerated

Length: 1

Answer List: TYesNo

Value:	Mnemonic:	Description:
1	Yes	Yes
2	No	No

- Don't Know
- Refuse
- Empty

On Input
 On Output

Array:

Skip Instructions: If RACEWHITE eq DK, RF goto RACE
Elseif (RACEWHITE and RACEBLACK and RACEAMINDIAN and RACEASIAN and
RACENATVHI AND RACEOTHER) all eq 'empty' goto RACE
Elseif L_NO lt HIGHLNO AND BIRTHDATEYR (for next person) eq DK,RF or 'empty'
goto BRTHDATEMO (for next person)
Elseif L_NO lt HIGHLNO goto AGECHECK (for next person)
Else goto ROSTERREVIEW

RACE

Field

Control Card.BDemoTable.BDemoDetailed.RACE

Description: Race**Form Pane Label:** Race**SAS Name:****Tag Name:** RACE**Inherited Universe:** WEBEC ne 1 and SKIPMID ne 1**Universe:** RACE eq DK, RF, or 'empty'**Universe Description:****Flash Card:** H_RACE**Question Text:** <BOOK ICON>

✦

✦ Do not probe.

✦

Please choose one or more races that ^YOU_NAME_CC
^CONSIDER_CONSIDERS ^YOURSELF_HIMSELF_HERSELF_CC to be.

Fills: YOU_NAME_CC

Instructions: If L_NO (of the person collecting demographic info for) eq RESPLINE fill
YOU_NAME_CC with "you"

Else fill YOU_NAME_CC with ^NAME. (fill with the first and last name of L_NO)

Fills: YOURSELF_HIMSELF_HERSELF_CC

Instructions: If L_NO (of the person collecting demographic info for) eq RESPLINE fill
YOURSELF_HIMSELF_HERSELF_CC with "yourself"

Elseif L_NO (of the person collecting demographic info for) ne RESPLINE AND
SEX eq 1 fill YOURSELF_HIMSELF_HERSELF_CC with "himself"

Elseif L_NO (of the person collecting demographic info for) ne RESPLINE AND
SEX eq 2 fill YOURSELF_HIMSELF_HERSELF_CC with "herself"

Elseif L_NO (of the person collecting demographic info for) ne RESPLINE AND
SEX ne 1 or 2 fill YOURSELF_HIMSELF_HERSELF_CC with ^NAME. (fill with the
first and last name of L_NO)

Fills: CONSIDER_CONSIDERS

Instructions: If L_NO (of the person collecting demographic info for) eq RESPLINE fill

CONSIDER_CONSIDERS with "consider" Elseif L_NO (of the person collecting
demographic info for) ne RESPLINE fill CONSIDER_CONSIDERS with

"considers"**Type:** Set**Max Number of Values:****Length:** 1**Answer List:** Race

Value:	Mnemonic:	Description:
1		White [BOLD]
2		Black or African American [BOLD]
3	Am Ind/AK Nat	American Indian or Alaska Native [BOLD]
4		Asian [BOLD]
5		Native Hawaiian or Other Pacific Islander [BOLD]
6		Other - Specify

- Don't Know
 Refuse
 Empty

- On Input
 On Output

Array: **Special Instructions:** This is an Editing/Coding instrument item.

(May need to display the entire pre-demos grid for the Editing/Coding instrument, and shade all items except RACE and RACE_SPECIFY.

Although "RACE" is part of the editing/coding instrument, this specific screen/grid is not 03-10-06.

Skip Instructions: If RACE eq 6 goto RACE_SPECIFY

Elseif L_NO lt HIGHLNO and BRTHDATEYR (for next person) eq DK,RF or 'empty'
 goto BRTHDATEMO (for next person)

Elseif L_NO lt HIGHLNO goto AGECHECK (for next person)

Else goto ROSTERREVIEW

RACE_SPECIFY

Field

Control Card.BDemoTable.BDemoDetailed.RACE_SPECIFY

Description: Other Race Specify**Form Pane Label:** Race_Specify**SAS Name:****Tag Name:** RACE_SPECIFY**Inherited Universe:** WEBEC ne 1 and SKIPMID ne 1**Universe:** RACE eq 6 and RACE_I ne 6**Universe Description:****Question Text:** * Specify the other race for this person.**Type:** String**Length:** 35

- Don't Know
- Refuse
- Empty

- On Input
- On Output

Array: **Special Instructions:** This ITEM is a non editable field in the Editing/Coding instrument.

(May need to display the entire pre-demos grid for the Editing/Coding instrument, and shade all items except RACE)

Skip Instructions: If L_NO lt HIGHLNO and BRTHDATEYR (for the next person) eq DK,RF or 'empty'
goto BRTHDATEMO (for next person)
Elseif L_NO lt HIGHLNO goto AGECHECK (for next person)
Else goto ROSTERREVIEW

Field

ROSTERREVIEW

Control Card.BDemoTable.ROSTERREVIEW

Description: Proceed or change something

Form Pane Label: Roster review

SAS Name:

Tag Name: ROSTERREVIEW

Inherited Universe: WEBEC ne 1 and SKIPMID ne 1

Universe: INCSAM eq 0,1

Universe Description:

Question Text: * Review all categories
* Is this information correct?

LN	NAME	REL	AGE	SEX	MARITAL	STATUS
^L_NO	^NAME	^REL	^AGS	^SEX_C	^MARITAL	^PNEED

Fills: L_NO

Instructions: Fill L_NO based on the variable L_NO from the instrument

Fills: NAME

Instructions: Fill NAME with the variable NAME (combines FNAME<>LNAME).

Fills: REL

Instructions: If RELREF eq 11 fill REL with "Husband"
Elseif RELREF eq 12 fill REL with "Wife"
Elseif RELREF eq 13 fill REL with "Son"
Elseif RELREF eq 14 fill REL with "Daughtr"
Elseif RELREF eq 15 fill REL with "Father"
Elseif RELREF eq 16 fill REL with "Mother"
Elseif RELREF eq 17 fill REL with "Brother"
Elseif RELREF eq 18 fill REL with "Sister"
Elseif RELREF eq 19 fill REL with "Oth Rel"
Elseif RELREF eq 20 fill REL with "Non Rel"
Elseif RELREF eq 21 fill REL with "Ref Per"

Fills: AGS

Instructions: If AGE eq RF or AGERNG eq RF fill AGS with "Ref"
If AGE eq DK or AGERNG eq DK fill AGS with "DK"
If AGERNG eq 1 fill AGS with "0-11"

If AGERNG eq 2 fill AGS with "12-13"
If AGERNG eq 3 fill AGS with "14-15"
If AGERNG eq 4 fill AGS with "16-17"
If AGERNG eq 5 fill AGS with "18-65"
If AGERNG eq 6 fill AGS with "66+"
Else fill AGS with (the variable) AGE

Fills: SEX_C

Instructions: If SEX eq 1 fill SEX_C with "M"
Elseif SEX eq 2 fill SEX_C with "F"
Else fill SEX_C with "D"

Fills: MARITAL

Instructions: If MARITAL (from input) eq 1 fill MARITAL with "Married"
Elseif MARITAL (from input) eq 2 fill MARITAL with "Widowed"
Elseif MARITAL (from input) eq 3 fill MARITAL with "Divorced"
Elseif MARITAL (from input) eq 4 fill MARITAL with "Separated"
Elseif MARITAL (from input) eq 5 fill MARITAL with "Never Married"
Elseif MARITAL (from input) eq 9 fill MARITAL with "Don't know"
Elseif MARITAL (from input) eq 8 fill MARITAL with "Refused"
Else fill MARITAL with "Not Answered"

Fills: PNEED

Instructions: If PELIG eq 1 fill PNEED with "NEED SELF"
Elseif PELIG eq 3 fill PNEED with "NEED PROXY"
Elseif PELIG eq 4 fill PNEED with "Partial-Int"
If PELIG eq 5 and NONINTFLAG eq 1 fill PNEED with "Ref by other"
Elseif PELIG eq 5 fill PNEED with "REFUSED"
Elseif PELIG eq 6 fill PNEED with "DONE-Int"
Elseif PELIG eq 7 fill PNEED with "DONE-Nonint"
Elseif PELIG eq 8 fill PNEED with "Under 12"
Elseif DELUNDEL eq 1 fill PNEED with "**Moved Out"
Elseif DELUNDEL eq 2 fill PNEED with "**Deleted"
Elseif DELUNDEL eq 3 fill PNEED with "**Deceased"
Elseif PELIG eq 9 fill PNEED with "Nonmember"

Type: Enumerated

Length: 1

Answer List: TYesNo

Value:	Mnemonic:	Description:
--------	-----------	--------------

1	Yes	Yes
2	No	No

- Don't Know
- Refuse
- Empty

- On Input
- On Output

Store Instructions: If ROSTERREVIEW eq 1 store 1 in ROS_FLG
If ROSTERREVIEW eq 2 reset ROSTERREVIEW

The following instructions in the brackets are not needed since these store are done elsewhere:

[If ROSTERREVIEW eq 1 AND PELIG eq 1 store 2 in SELFPROXY
If ROSTERREVIEW eq 1 AND MEMBER eq 1 AND AGER eq 1 store 8 in PELIG
Elseif ROSTERREVIEW eq 1 AND MEMBER eq 1 AND AGER ge 2 store 1 in PELIG
Elseif ROSTERREVIEW eq 1 AND MEMBER eq 2 AND DELUNDEL eq 1 store 9 in PELIG
Elseif ROSTERREVIEW eq 1 AND MEMBER eq 3 AND DELUNDEL eq 3 store 9 in PELIG
Elseif ROSTERREVIEW eq 1 AND MEMBER eq 2 store 9 in PELIG]

Store the total number of people on the roster with PELIG eq 1 in TOTPELIG

Array:

Skip Instructions: If ROSTERREVIEW eq 1 and MEMBER ne 1 (for Reference Person/L_NO whose REL eq 21) goto EXITCCREFPER_CHK

Elseif ROSTERREVIEW eq 1 and no L_NO (with a MEMBER eq 1) has a REL eq 21 (no one is selcted as the Reference Person) goto EXITCCREFPER_CHK

Elseif ROSTERREVIEW eq 1 and two line numbers have a REL eq 21 (there are two persons selected as the Reference Person) goto EXITCCTWOREFFPER_CHK

Elseif ROSTERREVIEW eq 1 goto BUSINESS

Else goto WHOTOCHANGE

EXITCCREFPER_CHK

Check

Control Card.BDemoTable.EXITCCREFPER_CHK

Description: Hard edit check to identify situation where there is an invalid or no reference person.

Inherited Universe: WEBEC ne 1 and SKIPMID ne 1

Universe: ROSTERREVIEW eq 1 and \

((the Line Number whose REL eq 21 and has a MEMBER ne 1) or (no one has a REL eq 21))

Universe Description: Attempting to exit the DemoTable (Control Card) without a valid reference person because the Reference Person is not a household member or no one has been selected as the Reference Person.

Text: * You need to select a reference person who is a household member.

* Move to the HHLDCOVERAGE screen and enter 1 to modify the household roster.

* Then move to the "RELATION" column and enter 21 for the reference person.

* If necessary, update the relationships of all household members to the reference person.

Check Instructions:

Type: Hard

Skip Instructions: ROSTERREVIEW

Check

EXITCCTWOREFFPER_CK
Control Card.BDemoTable.EXITCCTWOREFFPER_CK

Description: Hard edit check to identify situation where two persons are selected as the reference person.

Inherited Universe: WEBEC ne 1 and SKIPMID ne 1

Universe: ROSTERREVIEW eq 1 and there are two Line Numbers whose REL eq 21

Universe Description: Attempting to exit the DemosTable (Control Card) without a valid reference person because there are two people selected as the Reference Person.

Text: * You cannot have 2 people selected as the reference person.

- * Move to the HHLDCOVERAGE screen and enter 1 to modify the household roster.
- * Then move to the "RELATION" column and enter 21 for the reference person.
- * If necessary, update the relationships of all household members to the reference person.

Check Instructions:

Type: Hard

Skip Instructions: ROSTERREVIEW

VALIDHHR_CHK

Check

Control Card.BDemoTable.VALIDHHR_CHK

Description: Hard edit check for when RESPLINE is a line number for a person who is not an eligible Household Respondent. It should be onpath after FR completes the BDemoDetailed block and before exiting out of the Control Card block.

Inherited Universe: WEBEC ne 1 and SKIPMID ne 1

Universe: (RESPLINE AND \
MEMBER eq 2 or\
MEMBER eq 1 AND (AGE lt 17 or AGER le 3) or\
MEMBER eq 1 AND AGE eq 17 AND REL ne 11 or 12)

Universe Description: FR has completed collecting/updating the demographic information for the household and the HHR is not valid because they are not a household member or not eligible (i.e. under 18 and do not meet the requirements).

Text: * You have not selected a valid household respondent. The current household respondent is either not a member or does not meet the age requirements to be the household respondent.

* Click on the "Suppress" button and return to question 'Pick HHResp' and select a valid Household Respondent

Check Instructions: These specs may need to be modified based on the functionality in the instrument. When the FR completes updating the roster in the "BDemoDetailed" block and RESPLINE is not valid, this hard edit check should appear. I think ideally, the "Goto" button would take the respondent to the New_HHR tab to select a valid HHR.

However, if this is not possible then we'll need to modify the FR instructions to inform them that they will need to manually click on the New_HHR tab to fix this error.

04.24.09 modified specs to have the FR manually goto New_HHR Tab.

Type: Hard

Skip Instructions: The FR will need to go back to 'Pick HHResp' in order to fix the problem.

If "Close" or "Goto" buttons are selected, return to ROSTERREVIEW

Block

BDemoChange
Control Card.BDemoTable.BDemoChange

Description: Change Membership, Name, Relationship, Sex, or Add/Delete/Undelete People - Household Roster

Tab Name:
Fly Over Name:
Universe Type: If

Inherited Universe: WEBEC ne 1 and SKIPMID ne 1

Universe:

Universe Description:

Array:

Block Instructions:

WHOTOCHANGE

Field

Control Card.BDemoTable.BDemoChange.WHOTOCHANGE

Description: Who needs change?

Form Pane Label: Who to change

SAS Name:

Tag Name: WHOTOCHANGE

Inherited Universe: WEBEC ne 1 and SKIPMID ne 1

Universe: ROSTERREVIEW eq 2

Universe Description:

Question Text: * Enter the line number of the person requiring a change.

Type: Enumerated

Length: 2

Answer List: NAMECHECK_LNS

Value:	Mnemonic:	Description:
01		^L_NO ^NAME
02		^L_NO ^NAME
03		^L_NO ^NAME
04		^L_NO ^NAME
05		^L_NO ^NAME
06		^L_NO ^NAME
07		^L_NO ^NAME
08		^L_NO ^NAME
09		^L_NO ^NAME
10		^L_NO ^NAME
11		^L_NO ^NAME
12		^L_NO ^NAME
13		^L_NO ^NAME
14		^L_NO ^NAME
15		^L_NO ^NAME
16		^L_NO ^NAME
17		^L_NO ^NAME
18		^L_NO ^NAME
19		^L_NO ^NAME
20		^L_NO ^NAME

21	^L_NO ^NAME
22	^L_NO ^NAME
23	^L_NO ^NAME
24	^L_NO ^NAME
25	^L_NO ^NAME
26	^L_NO ^NAME
27	^L_NO ^NAME
28	^L_NO ^NAME
29	^L_NO ^NAME
30	^L_NO ^NAME

- Don't Know
- Refuse
- Empty

- On Input
- On Output

Array:

Special Instructions: The answer list should only consist of persons with MEMBER eq 1.

Need to add edit check for an invalid line number.

Skip Instructions: If WHOTOCHANGE gt HIGHLINENO display error "Invalid line number"
Elseif WHOTOCHANGE in (01..30) goto WHATFIX

WHATFIX

Field

Control Card.BDemoTable.BDemoChange.WHATFIX

Description: Type of change needed for the line number entered in WHOTOCHANGE**Form Pane Label:** What fix**SAS Name:****Tag Name:** WHATFIX**Inherited Universe:** WEBEC ne 1 and SKIPMID ne 1**Universe:** WHOTOCHANGE eq 01-30**Universe Description:****Question Text:** HOUSEHOLD RESPONDENT: ^HHR
REFERENCE PERSON: ^REFPERSON_NAME

* What change is needed?

LN	NAME	REL	AGE	SEX	MARITAL
^L_NO	^NAME	^REL	^AGS	^SEX_C	^MARITAL

Fills: HHR**Instructions:** Fill HHR with the value in the variable RESPNAME**Fills:** REFPERSON_NAME**Instructions:** Fill REFPERSON_NAME with name of reference person (L_NO eq SUM_REFPER or can use REL_REF eq 21)**Fills:** L_NO**Instructions:** Fill L_NO based on the variable L_NO from the instrument**Fills:** NAME**Instructions:** Fill NAME with the variable NAME (combines FNAME<>LNAME).**Fills:** REL**Instructions:** If RELREF eq 11 fill REL with "Husband"
Elseif RELREF eq 12 fill REL with "Wife"
Elseif RELREF eq 13 fill REL with "Son"
Elseif RELREF eq 14 fill REL with "Daughtr"
Elseif RELREF eq 15 fill REL with "Father"
Elseif RELREF eq 16 fill REL with "Mother"

Elseif RELREF eq 17 fill REL with "Brother"
 Elseif RELREF eq 18 fill REL with "Sister"
 Elseif RELREF eq 19 fill REL with "Oth Rel"
 Elseif RELREF eq 20 fill REL with "Non Rel"
 Elseif RELREF eq 21 fill REL with "Ref Per"

Fills: AGS

Instructions: If AGE eq RF or AGERNG eq RF fill AGS with "Ref"
 If AGE eq DK or AGERNG eq DK fill AGS with "DK"
 If AGERNG eq 1 fill AGS with "0-11"
 If AGERNG eq 2 fill AGS with "12-13"
 If AGERNG eq 3 fill AGS with "14-15"
 If AGERNG eq 4 fill AGS with "16-17"
 If AGERNG eq 5 fill AGS with "18-65"
 If AGERNG eq 6 fill AGS with "66+"
 Else fill AGS with (the variable) AGE

Fills: SEX_C

Instructions: If SEX eq 1 fill SEX_C with "M"
 Elseif SEX eq 2 fill SEX_C with "F"
 Else fill SEX_C with "D"

Fills: MARITAL

Instructions: If MARITAL (from input) eq 1 fill MARITAL with "Married"
 Elseif MARITAL (from input) eq 2 fill MARITAL with "Widowed"
 Elseif MARITAL (from input) eq 3 fill MARITAL with "Divorced"
 Elseif MARITAL (from input) eq 4 fill MARITAL with "Separated"
 Elseif MARITAL (from input) eq 5 fill MARITAL with "Never Married"
 Elseif MARITAL (from input) eq 9 fill MARITAL with "Don't know"
 Elseif MARITAL (from input) eq 8 fill MARITAL with "Refused"
 Else fill MARITAL with "Not Answered"

Type: Set**Max Number of Values:****Length:** 2**Answer List:** RV_WHATFIX

Value:	Mnemonic:	Description:
1	Name	Name
2	Relationship	Relationship

3	Date of Birth	Date of Birth
4	Sex	Sex
5	Marital	Marital Status

- Don't Know
- Refuse
- Empty

- On Input
- On Output

Array:

Skip Instructions: (NEED TO CORRECT THIS BASED ON ANSWER LIST TO WHATFIX)

```
If WHATFIX eq 1 goto CHNG_NAMEFIRST
If WHATFIX eq 2 and WHOTOCHANGE eq SUM_REFPER display error "Can't
change the reference person's relationship"
Else goto CHNG_REL
If WHATFIX eq 3 goto CHNG_BRTHDATEMO
If WHATFIX eq 4 goto CHNG_SEX
If WHATFIX eq 5 and WHOTOCHANGE eq L_NO for person with AGER le 2 display
error message "Person is 14 years old or younger; can't change their marital status"
Elseif WHATFIX eq 5 goto CHNG_MARITAL
Else goto ROSTERREVIEW
```

Field

CHNG_NAMEFIRST

Control Card.BDemoTable.BDemoChange.CHNG_NAMEFIRST

Description: Change first name of person\
\

Form Pane Label: First name

SAS Name:

Tag Name: CHNG_NAMEFIRST

Inherited Universe: WEBEC ne 1 and SKIPMID ne 1

Universe: WHATFIX eq 1

Universe Description:

Question Text: OLD FIRST NAME: ^OLDFIRSTNAME
OLD LAST NAME: ^OLDLASTNAME

- * Enter corrected first name.
- * Press the enter key if no change to first name.

Fills: OLDFIRSTNAME

Instructions: Fill OLDFIRSTNAME with FNAME

Fills: OLDLASTNAME

Instructions: Fill OLDLASTNAME with LNAME

Type: String

Length: 20

- Don't Know
- Refuse
- Empty

- On Input
- On Output

Store Instructions: If CHNG_NAMEFIRST eq "empty" store ^OLDFIRSTNAME in CHNG_NAMEFIRST

Array:

Special Instructions: Display first and last names but grey out last name on this screen (and first name on screen to correct last name screen, ie, the screen following this one)

Skip Instructions: CHNG_NAMELAST

CHNG_NAMELAST

Field

Control Card.BDemoTable.BDemoChange.CHNG_NAMELAST

Description: Change last name of person**Form Pane Label:** Last name**SAS Name:****Tag Name:** CHNG_NAMELAST**Inherited Universe:** WEBEC ne 1 and SKIPMID ne 1**Universe:** WHATFIX eq 1**Universe Description:****Question Text:** FIRST NAME: ^OLDFIRSTNAME
OLD LAST NAME : ^OLDLASTNAME

- * Enter corrected last name.
- * Press the enter key if no change to last name.

Fills: OLDFIRSTNAME**Instructions:** Fill OLDFIRSTNAME with FNAME**Fills:** OLDLASTNAME**Instructions:** Fill OLDLASTNAME with LNAME**Type:** String**Length:** 20

- Don't Know
 Refuse
 Empty

- On Input
 On Output

Store Instructions: If CHNG_LASTNAME eq "empty" store ^OLDLASTNAME in CHNG_NAMELAST
Store CHNG_NAMEFIRST and CHNG_NAMELAST in NAME

If WHOTOCHANGE eq RESPLINE store NAME in RESPNAME (see special instructions for more information about creating the variable name)

NOT SURE ABOUT THIS STORE, MAY HAVE BEEN LEFT OVER FROM CASES

IF HHLDCOVERAGE eq "empty" then reset NAMECHECK

Array:

Special Instructions: Display first and last but grey out first name on this screen (and last name on previous screen to correct first name screen)

Make NAME from CHNG_NAMEFIRST and CHNG_NAMELAST (separate with a space)

Skip Instructions: If WHATFIX eq 2 and WHOTOCHANGE eq SUM_REFPER display error "Can't change the reference person's relationship"
Else goto CHNG_REL
Elseif WHATFIX eq 3 goto CHNG_BRTHDATEMO
Elseif WHATFIX eq 4 goto CHNG_SEX
If WHATFIX eq 5 and WHOTOCHANGE eq L_NO for person with AGER le 2 display error message "Person is 14 years old or younger; can't change their marital status"
Elseif WHATFIX eq 5 goto CHNG_MARITAL
Else goto ANY_OTHERCHNG

CHNG_REL

Field

Control Card.BDemoTable.BDemoChange.CHNG_REL

Description: Change relationship**Form Pane Label:** Relation**SAS Name:****Tag Name:** CHNG_REL**Inherited Universe:** WEBEC ne 1 and SKIPMID ne 1**Universe:** WHATFIX eq 2**Universe Description:****Question Text:** [✦ Ask if necessary.](#)

What is ^YOUR_NAME_CC^NMS_CC relationship to ^REFPERSON?

Fills: YOUR_NAME_CC**Instructions:** If L_NO (of the person collecting demographic info for) eq RESPLINE fill YOUR_NAME_CC with "your"
Else fill YOUR_NAME_CC with ^NAME. (fill with the first and last name of L_NO)**Fills:** NMS_CC**Instructions:** If L_NO (of the person collecting demographic info for) ne RESPLINE fill NMS_CC with "s"
Else leave NMS_CC blank.**Fills:** REFPERSON**Instructions:** If RESPLINE (or SUM_HHRESP) = SUM_REFPER fill REFPERSON with "you"
Else fill REFPERSON with NAME where L_NO eq SUM_REFPER (or can use REL_REF eq 21)

(the fill should display the first and last name of the reference person if the HHR is not the same person as the reference person, or "you" if the HHR is the same person as the reference person)

Type: Enumerated**Length:** 2**Answer List:** RELATIONSHIP

Value:	Mnemonic:	Description:
11		Husband
12		Wife
13		Son
14		Daughter
15		Father
16		Mother
17		Brother
18		Sister
19		Other relative
20		Nonrelative

- Don't Know
 Refuse
 Empty

- On Input
 On Output

Store Instructions: Store CHNG_REL in RELATIONSHIP

Array:

Skip Instructions: If RELATIONSHIP eq 11 and RELATIONSHIP eq 11 (for another person) or if RELATIONSHIP eq 12 and RELATIONSHIP eq 12 (for another person) goto CHG_SPOUSE_CHECK
 Elseif RELATIONSHIP eq 15 and RELATIONSHIP eq 15 (for another person) or if RELATIONSHIP eq 16 and RELATIONSHIP eq 16 (for another person) goto CHG_PARENT_CHECK
 Elseif WHATFIX eq 3 goto CHNG_BDAYMO
 Elseif WHATFIX eq 4 goto CHNG_SEX
 Elseif WHATFIX eq 5 and WHOTOCHANGE eq L_NO (for person with AGER le 2) display error message "Person is 14 years old or younger; can't change their marital status"
 Elseif WHATFIX eq 5 goto CHNG_MARITAL
 Else goto ANY_OTHERCHNG

CHG_SPOUSE_CHECK

Check

Control Card.BDemoTable.BDemoChange.CHG_SPOUSE_CHECK

Description: More than one "husband" selected as relationship to reference person or more than one "wife" selected as relationship to reference person.

Inherited Universe: WEBEC ne 1 and SKIPMID ne 1

Universe: CHNG_REL eq 11 and RELATIONSHIP eq 11(for another person) or CHNG_REL eq 12 and RELATIONSHIP eq 12(for another person)

Universe Description: More than one "husband" selected as relationship to reference person or More than one "wife" selected as relationship to reference person.

Text: [✦ You entered more than one ^HUSBANDWIFE as a relationship to the reference person. Go back to CHG_REL and correct the relationship if necessary.](#)

Check Instructions:

Type: Soft

Skip Instructions: If "SUPPRESS" and RELATIONSHIP eq 11 and RELATIONSHIP eq 11 (for another person) or if RELATIONSHIP eq 12 and RELATIONSHIP eq 12 (for another person) goto CHG_HUSBWIFE_CHECK
 Elseif "SUPPRESS" and RELATIONSHIP eq 15 and RELATIONSHIP eq 15 (for another person) or if RELATIONSHIP eq 16 and RELATIONSHIP eq 16 (for another person) goto CHG_PARENT_CHECK
 Elseif "SUPPRESS" and WHATFIX eq 3 goto CHNG_BRTHDATEMO
 Elseif "SUPPRESS" and WHATFIX eq 4 goto CHNG_SEX
 Elseif "SUPPRESS" and WHATFIX eq 5 and WHOTOCHANGE eq L_NO (for person with AGER le 2) display error message "Person is 14 years old or younger; can't change their marital status"
 Elseif "SUPPRESS" and WHATFIX eq 5 goto CHNG_MARITAL
 Elseif "SUPPRESS" goto ANY_OTHERCHNG
 Else goto CHG_REL ['goto' is selected]

Fills: HUSBANDWIFE

Instructions: If RELATIONSHIP or CHNG_REL eq 11 fill HUSBANDWIFE with "husband"
 Elseif RELATIONSHIP or CHNG_REL eq 12 fill HUSBANDWIFE with "wife"

Check

CHG_HUSBWIFE_CHECK

Control Card.BDemoTable.BDemoChange.CHG_HUSBWIFE_CHECK

Description: Husband (or wife) changed as relationship to reference person when there is already a wife (or husband) selected as relationship to reference person for another person.

Inherited Universe: WEBEC ne 1 and SKIPMID ne 1

Universe: CHG_RELATIONSHIP eq 11 and RELATIONSHIP eq 12 (for another person) or
CHG_RELATIONSHIP eq 12 and RELATIONSHIP eq 11 (for another person)

Universe Description: Husband changed as relationship to reference person and Wife already is a relationship for another person or wife changed as relationship to reference person and husband already is a relationship for another person

Text: ♦ You entered ^HUSBANDWIFE when another person on the roster is listed as the ^HUSBWIFEALREADY of the reference person. Go back to CHNG_REL and correct.

Check Instructions:

Type: Hard

Skip Instructions: CHNG_REL

Fills: HUSBANDWIFE

Instructions: If RELATIONSHIP or CHNG_REL eq 11 fill HUSBANDWIFE with "husband"
Elseif RELATIONSHIP or CHNG_REL eq 12 fill HUSBANDWIFE with "wife"

Fills: HUSBWIFEALREADY

Instructions: If RELATIONSHIP or CHNG_REL eq 11 fill HUSBWIFEALREADY with "wife"
Elseif RELATIONSHIP or CHNG_REL eq 12 fill HUSBWIFEALREADY with "husband"

CHG_PARENT_CHECK

Check

Control Card.BDemoTable.BDemoChange.CHG_PARENT_CHECK

Description: More than one "father" or more than one "mother" selected as relationship to reference person

Inherited Universe: WEBEC ne 1 and SKIPMID ne 1

Universe: RELATIONSHIP eq 15 and RELATIONSHIP eq 15 (for another person) or if RELATIONSHIP eq 16 and RELATIONSHIP eq 16 (for another person)

Universe Description: More than one "father" or more than one "mother" selected as relationship to reference person

Text: [✦ You entered more than one ^FATHERMOTHER as a relationship to the reference person. Verify that CHG_REL is correct.](#)

Check Instructions:

Type: Soft

Skip Instructions: CHG_REL

Fills: FATHERMOTHER

Instructions: If RELATIONSHIP or CHNG_REL eq 15 fill FATHERMOTHER with "father"

Elseif RELATIONSHIP or CHNG_REL eq 16 fill FATHERMOTHER with "mother"

Field

CHNG_BRTHDATEMO

Control Card.BDemoTable.BDemoChange.CHNG_BRTHDATEMO

Description: Person's date of birth-month screen

Form Pane Label: Birth mo.

SAS Name:

Tag Name: CHNG_BRTHDATEMO

Inherited Universe: WEBEC ne 1 and SKIPMID ne 1

Universe: WHATFIX eq 3

Universe Description:

- Question Text:** ♦ Ask if necessary.
 ♦ Enter month on this screen.
 ♦ Press the enter key if no change to month.

OLD BIRTHDATE (Month): ^OLDBIRTHMONTH

(What is ^YOUR_NAME_CC^NMS_CC date of birth?)

Fills: OLDBIRTHMONTH

Instructions: Fill OLDBIRTHMONTH with BIRTHDATEMO

Fills: YOUR_NAME_CC

Instructions: If L_NO (of the person collecting demographic info for) eq RESPLINE fill YOUR_NAME_CC with "your"
 Else fill YOUR_NAME_CC with ^NAME. (fill with the first and last name of L_NO)

Fills: NMS_CC

Instructions: If L_NO (of the person collecting demographic info for) ne RESPLINE fill NMS_CC with "s"
 Else leave NMS_CC blank.

Type: Enumerated

Length: 2

Answer List: Birth_Month

Value:	Mnemonic:	Description:
1		January

2	February
3	March
4	April
5	May
6	June
7	July
8	August
9	September
10	October
11	November
12	December

- Don't Know
 Refuse
 Empty

- On Input
 On Output

Store Instructions: Store CHNG_BRTHDATEMO in BRTHDATEMO

Array:

Skip Instructions: CHNG_BRTHDATEDY

Field

CHNG_BRTHDATEDY

Control Card.BDemoTable.BDemoChange.CHNG_BRTHDATEDY

Description: Change person's date of birth-day screen**Form Pane Label:** Birth day**SAS Name:****Tag Name:** CHNG_BRTHDATEDY**Inherited Universe:** WEBEC ne 1 and SKIPMID ne 1**Universe:** WHATFIX eq 3**Universe Description:**

- Question Text:** ♦ Ask if necessary.
♦ Enter day on this screen.
♦ Press the enter key if no change to day.

OLD BIRTHDATE (Day): ^OLDBIRTHDAY

What is ^YOUR_NAME_CC^NMS_CC date of birth?

Fills: OLDBIRTHDAY**Instructions:** Fill OLDBIRTHDAY with BIRTHDATEDY**Fills:** YOUR_NAME_CC**Instructions:** If L_NO (of the person collecting demographic info for) eq RESPLINE fill YOUR_NAME_CC with "your"
Else fill YOUR_NAME_CC with ^NAME. (fill with the first and last name of L_NO)**Fills:** NMS_CC**Instructions:** If L_NO (of the person collecting demographic info for) ne RESPLINE fill NMS_CC with "s"
Else leave NMS_CC blank.**Type:** Integer**Length:** 2**Min:** 1**Max:** 31

- Don't Know
- Refuse
- Empty

- On Input
- On Output

Store Instructions: Store CHNG_BRTHDATEDY in BRTHDATEDY

Array:

Skip Instructions: IF CHNG_BRTHDATEDY gt 31 display error message (edit check) "Invalid entry".
Elseif CHNG_BRTHDATEMO eq 2 and CHNG_BRTHDATEDY in (30, 31) display error message (edit check) "Invalid entry".
Elseif CHNG_BRTHDATEMO in (4, 6, 9, 11) AND CHNG_BRTHDATEDY eq 31 display error message "Invalid entry"
Else goto CHNG_BRTHDATEYR

Field

CHNG_BRTHDATEYR

Control Card.BDemoTable.BDemoChange.CHNG_BRTHDATEYR

Description: Change person's date of birth-year screen**Form Pane Label:** Birth yr**SAS Name:****Tag Name:** CHNG_BRTHDATEYR**Inherited Universe:** WEBEC ne 1 and SKIPMID ne 1**Universe:** WHATFIX eq 3**Universe Description:**

- Question Text:** ♦ Ask if necessary.
♦ Enter year on this screen.
♦ If year is less than 1890, enter 1890.
♦ Press the enter key if no change to year.

OLD BIRTHDATE (Year): ^OLDBIRTHYEAR

What is ^YOUR_NAME_CC^NMS_CC date of birth?

Fills: OLDBIRTHYEAR**Instructions:** Fill OLDBIRTHYEAR with BIRTHDATEYR**Fills:** YOUR_NAME_CC**Instructions:** If L_NO (of the person collecting demographic info for) eq RESPLINE fill YOUR_NAME_CC with "your"
Else fill YOUR_NAME_CC with ^NAME. (fill with the first and last name of L_NO)**Fills:** NMS_CC**Instructions:** If L_NO (of the person collecting demographic info for) ne RESPLINE fill NMS_CC with ""s"
Else leave NMS_CC blank.**Type:** Integer**Length:** 4**Min:** 1890**Max:** 2100

- Don't Know
 Refuse
 Empty

- On Input
 On Output

Store Instructions: Store CHNG_BRTHDATEYR in BRTHDATEYR
 Store BRTHDATEMO, BRTHDATEDY, and BRTHDATEYR in BIRTHDATE.

Create the calculated age (from CASES)
 Setdate date
 Make BRTHDATEMO from BRTHDATEMO:0
 Make BRTHDATEDY from BRTHDATEDY:0

Store ({int}YEAR - {int}BRTHDATEYR) in AGE
 If {int}BRTHDATEMO gt MONTH
 Subtract <1> from AGE

If {int}BRTHDATEMO eq MONTH and {int}BRTHDATEDY gt DAY
 Subtract <1> from AGE

Store AGE in A_AGE_I(L_NO)

If AGE ge 97
 Store 96 in AGE
 If AGE lt 1
 Store 0 in AGE

Array:

Special Instructions: Maximum value for year should be updated each year to equal the current year (found in Survey Cycle Indicator 1 on RT 4001:9-12).

Skip Instructions: If BIRTHDATE gt TODAY (date pulled from instrument) display error "Invalid entry. Birthdate entered is in the future".
 Elseif CHNG_BRTHDATEYR lt 1890 display error "Invalid year; year cannot be prior to 1890"
 Elseif WHATFIX eq 4 goto CHNG_SEX
 Elseif WHATFIX eq 5 and WHOTOCHANGE eq L_NO (for person with AGER le 2) display error message "Person is 14 years old or younger; can't change their marital status"
 Elseif WHATFIX eq 5 goto CHNG_MARITAL
 Else goto ANY_OTHERCHNG

Field

CHNG_SEX

Control Card.BDemoTable.BDemoChange.CHNG_SEX

Description: Change gender (sex)

Form Pane Label: Sex

SAS Name:

Tag Name: CHNG_SEX

Inherited Universe: WEBEC ne 1 and SKIPMID ne 1

Universe: WHATFIX eq 4

Universe Description:

Question Text: [Ask if necessary.](#)

^AREYOU_IS_C ^NONHHRNAME_CC male or female?

Fills: AREYOU_IS_C

Instructions: If L_NO (of the person collecting demographic info for) eq RESPLINE fill AREYOU_IS_C with "Are you"
Else fill AREYOU_IS_C with "Is"

Fills: NONHHRNAME_CC

Instructions: If L_NO (of the person collecting demographic info for) ne RESPLINE fill NONHHRNAME_CC with ^NAME (fill with the first and last name of L_NO)
Else leave NONHHRNAME_CC blank

Type: Enumerated

Length: 1

Answer List: Sex

Value:	Mnemonic:	Description:
1		Male
2		Female

- Don't Know
- Refuse
- Empty

- On Input
- On Output

Store Instructions: If CHNG_SEX eq 1 then store 1 in SEX
and store "M" in SEX_C
Elseif CHNG_SEX eq 2 then store 2 in SEX
and store "F" in SEX_C

Array:

Skip Instructions: If SEX eq 1 and RELATIONSHIP eq 12, 14, 16, or 18 goto CHG_MALE_CHECK
Elseif SEX eq 2 and RELATIONSHIP eq 11, 13, 15, or 17 goto CHG_FEMALE_CHECK
Elseif WHATFIX eq 5 and WHOTOCHANGE eq L_NO (for person with AGER le 2)
display error message "Person is 14 years old or younger; can't change their marital
status"
Elseif WHATFIX eq 5 goto CHNG_MARITAL
Else goto ANY_OTHERCHNG

Check

CHG_MALE_CHECK

Control Card.BDemoTable.BDemoChange.CHG_MALE_CHECK

Description: Male selected for a "wife", "daughter", "mother" or "sister" relationship to reference person

Inherited Universe: WEBEC ne 1 and SKIPMID ne 1

Universe: SEX eq 1 and RELATIONSHIP eq 12, 14, 16, or 18\

Universe Description: Male selected for a "wife", "daughter", "mother" or "sister" relationship to reference person

Text: RELATIONSHIP: ^REL_DIS SEX: ^SEX_DIS * The sex entered is inconsistent with the relationship selected.

Check Instructions:

Type: Soft

Skip Instructions: If "SUPRESS" and RELATIONSHIP eq 11, 13, 15, or 17 and SEX eq 2 goto CHG_FEMALE_CHECK
 Elseif "SUPRESS" and WHATFIX eq 5 and WHOTOCHANGE eq L_NO (for person with AGER le 2) display error message "Person is 14 years old or younger; can't change their marital status"
 Elseif "SUPRESS" and WHATFIX eq 5 goto CHNG_MARITAL
 Elseif "SUPRESS" goto ANY_OTHERCHNG
 Else goto CHNG_SEX ['goto' is selected]

Fills: REL_DIS

Instructions: If RELATIONSHIP = 11 fill REL_DIS with "Husband"
 If RELATIONSHIP = 12 fill REL_DIS with "Wife"
 If RELATIONSHIP = 13 fill REL_DIS with "Son"
 If RELATIONSHIP = 14 fill REL_DIS with "Daughter"
 If RELATIONSHIP = 15 fill REL_DIS with "Father"
 If RELATIONSHIP = 16 fill REL_DIS with "Mother"
 If RELATIONSHIP = 17 fill REL_DIS with "Brother"
 If RELATIONSHIP = 18 fill REL_DIS with "Sister"
 If RELATIONSHIP = 19 fill REL_DIS with "Other relative"
 If RELATIONSHIP = 20 fill REL_DIS with "Nonrelative"

Fills: SEX_DIS

Instructions: If SEX eq 1 fill SEX_DIS with "Male"
 Elseif SEX eq 2 fill SEX_DIS with "Female"

CHG_FEMALE_CHECK

Check

Control Card.BDemoTable.BDemoChange.CHG_FEMALE_CHECK

Description: Female selected for a "husband", "son", "father" or "brother" relationship to reference person.

Inherited Universe: WEBEC ne 1 and SKIPMID ne 1

Universe: SEX eq 2 and RELATIONSHIP eq 11, 13, 15, or 17\

Universe Description: Female selected for a "husband", "son", "father" or "brother" relationship to reference person

Text: RELATIONSHIP: ^REL_DIS SEX: ^SEX_DIS * The sex entered is inconsistent with the relationship selected.

Check Instructions:

Type: Soft

Skip Instructions: If "SUPRESS" and WHATFIX eq 5 and WHOTOCHANGE eq L_NO (for person with AGER le 2) display error message "Person is 14 years old or younger; can't change their marital status"

Elseif "SUPRESS" and WHATFIX eq 5 goto CHNG_MARITAL

Elseif "SUPRESS" goto ANY_OTHERCHNG

Else goto CHNG_SEX ['goto' is selected]

Fills: REL_DIS

Instructions: If RELATIONSHIP = 11 fill REL_DIS with "Husband"

If RELATIONSHIP = 12 fill REL_DIS with "Wife"

If RELATIONSHIP = 13 fill REL_DIS with "Son"

If RELATIONSHIP = 14 fill REL_DIS with "Daughter"

If RELATIONSHIP = 15 fill REL_DIS with "Father"

If RELATIONSHIP = 16 fill REL_DIS with "Mother"

If RELATIONSHIP = 17 fill REL_DIS with "Brother"

If RELATIONSHIP = 18 fill REL_DIS with "Sister"

If RELATIONSHIP = 19 fill REL_DIS with "Other relative"

If RELATIONSHIP = 20 fill REL_DIS with "Nonrelative"

Fills: SEX_DIS

Instructions: If SEX eq 1 fill SEX_DIS with "Male"

Elseif SEX eq 2 fill SEX_DIS with "Female"

Field

CHNG_MARITAL

Control Card.BDemoTable.BDemoChange.CHNG_MARITAL

Description: Change marital status**Form Pane Label:** Marital**SAS Name:****Tag Name:** CHNG_MARITAL**Inherited Universe:** WEBEC ne 1 and SKIPMID ne 1**Universe:** WHATFIX = 5 and AGER gt 2**Universe Description:****Question Text:** * [Ask if necessary:](#)

(^AREYOU_IS_C ^NONHHRNAME_CC now married, widowed, divorced, separated or ^HAVE_YOUESHE_CC never been married?)

Fills: AREYOU_IS_C

Instructions: If L_NO (of the person collecting demographic info for) eq RESPLINE fill AREYOU_IS_C with "Are you"
Else fill AREYOU_IS_C with "Is"

Fills: NONHHRNAME_CC

Instructions: If L_NO (of the person collecting demographic info for) ne RESPLINE fill NONHHRNAME_CC with ^NAME (fill with the first and last name of L_NO)
Else leave NONHHRNAME_CC blank

Fills: HAVE_YOUESHE_CC

Instructions: If L_NO (of the person collecting demographic info for) eq RESPLINE fill HAVE_YOUESHE_CC with "have you"
Elseif L_NO (of the person collecting demographic info for) ne RESPLINE AND SEX eq 1 fill HAVE_YOUESHE_CC with "has he"
Elseif L_NO (of the person collecting demographic info for) ne RESPLINE AND SEX eq 2 fill HAVE_YOUESHE_CC with "has she"
Elseif L_NO (of the person collecting demographic info for) ne RESPLINE AND SEX ne 1 or 2 fill HAVE_YOUESHE_CC with "has ^NAME" (fill ^NAME with the first and last name of L_NO collecting demographic information for)

Type: Enumerated**Length:** 1

Answer List: MARITAL

Value:	Mnemonic:	Description:
1		Married
2		Widowed
3		Divorced
4		Separated
5		Never married

- Don't Know
- Refuse
- Empty

- On Input
- On Output

Store Instructions: Store CHNG_MARITAL in MARITAL

Array:

Skip Instructions: ANY_OTHERCHNG

Field

ANY_OTHERCHNG

Control Card.BDemoTable.BDemoChange.ANY_OTHERCHNG

Description:**Form Pane Label:****SAS Name:****Tag Name:** ANY_OTHERCHNG**Inherited Universe:** WEBEC ne 1 and SKIPMID ne 1**Universe:** WHATFIX eq 1-5**Universe Description:****Question Text:** * Please review your changes. To correct, back up using the arrow keys.

```

LN  NAME  REL  AGE  SEX  MARITAL
^L_NO ^NAME ^REL ^AGS ^SEX_C ^MARITAL

```

Fills: L_NO**Instructions:** Fill L_NO based on the variable L_NO from the instrument**Fills:** NAME**Instructions:** Fill NAME with the variable NAME (combines FNAME<>LNAME).**Fills:** REL

Instructions: If RELREF eq 11 fill REL with "Husband"
 Elseif RELREF eq 12 fill REL with "Wife"
 Elseif RELREF eq 13 fill REL with "Son"
 Elseif RELREF eq 14 fill REL with "Daughtr"
 Elseif RELREF eq 15 fill REL with "Father"
 Elseif RELREF eq 16 fill REL with "Mother"
 Elseif RELREF eq 17 fill REL with "Brother"
 Elseif RELREF eq 18 fill REL with "Sister"
 Elseif RELREF eq 19 fill REL with "Oth Rel"
 Elseif RELREF eq 20 fill REL with "Non Rel"
 Elseif RELREF eq 21 fill REL with "Ref Per"

Fills: AGS

Instructions: If AGE eq RF or AGERNG eq RF fill AGS with "Ref"
 If AGE eq DK or AGERNG eq DK fill AGS with "DK"
 If AGERNG eq 1 fill AGS with "0-11"

If AGERNG eq 2 fill AGS with "12-13"
 If AGERNG eq 3 fill AGS with "14-15"
 If AGERNG eq 4 fill AGS with "16-17"
 If AGERNG eq 5 fill AGS with "18-65"
 If AGERNG eq 6 fill AGS with "66+"
 Else fill AGS with (the variable) AGE

Fills: SEX_C

Instructions: If SEX eq 1 fill SEX_C with "M"
 Elseif SEX eq 2 fill SEX_C with "F"
 Else fill SEX_C with "D"

Fills: MARITAL

Instructions: If MARITAL (from input) eq 1 fill MARITAL with "Married"
 Elseif MARITAL (from input) eq 2 fill MARITAL with "Widowed"
 Elseif MARITAL (from input) eq 3 fill MARITAL with "Divorced"
 Elseif MARITAL (from input) eq 4 fill MARITAL with "Separated"
 Elseif MARITAL (from input) eq 5 fill MARITAL with "Never Married"
 Elseif MARITAL (from input) eq 9 fill MARITAL with "Don't know"
 Elseif MARITAL (from input) eq 8 fill MARITAL with "Refused"
 Else fill MARITAL with "Not Answered"

Type: Enumerated

Length: 1

Answer List: Enter_1_ To_Continue

Value:	Mnemonic:	Description:
1		Enter 1 to Continue

- Don't Know
- Refuse
- Empty

- On Input
- On Output

Array:

Skip Instructions: ROSTERREVIEW

BUSINESS

Field

BNCVS1.Business at Sample Address.BUSINESS

Description: Does anyone in household run a business from the sample address

Form Pane Label: Business at address

SAS Name:

Tag Name: BUSINESS

Inherited Universe: WEBEC ne 1 and SKIPMID ne 1

Universe:

Universe Description:

Question Text: Does anyone in this household operate a business from this address?

Type: Enumerated

Length: 1

Answer List: TYesNo

Value:	Mnemonic:	Description:
1	Yes	Yes
2	No	No

- Don't Know
- Refuse
- Empty

- On Input
- On Output

Ar^{ay}:

Skip Instructions: If BUSINESS = 1 goto BUSINESSSIGN

Else if CONDITION = 1 OR 2 go to Contact1_2

Else if CONDITION = 3 go to Contact3

Field

BUSINESS

SIGN

BNCVS1.Business at Sample
Address.BUSINESSSIGN

Description: Is there a sign on the premises that indicates a business is run from sample address

Form Pane Label: Sign on premises

SAS Name:

Tag Name: BUSINESSSIGN

Inherited Universe: WEBEC ne 1 and SKIPMID ne 1

Universe: BUSINESS = 1

Universe Description:

Question Text: ^OBSERVEASK

Is there a sign on the premises or some other indication to the general public that a business is operated from this address?

Fills: OBSERVEASK

Instructions: If START_CP eq 1 fill OBSERVEASK with "Ask:"

Elseif START_CP eq 2,3 fill OBSERVEASK with "Fill by observation:"

Type: Enumerated

Length: 1

Answer List: Yes_No_Business

Value:	Mnemonic:	Description:
1		Yes (Recognizable business)
2		No (Unrecognizable business)

D
 o
 n'
 t
 K
 n
 o

w
R
e
f
u
s
e
E
m
p
t
y

- On Input
 On Output

Array:

Skip Instructions: if CONDITION = 1 OR 2 go to Contact1_2
If CONDITION = 3 go to Contact3

CONTACT1_2

Description: Intro before collecting contact info from conditions 1 and 2

Form Pane Label: CONTACT1_2

SAS Name:

Tag Name: CONTACT1_2

Inherited Universe:

Universe:

**Universe
Description:**

Question Text: Thank you. Based on the answers you've provided, it looks like you, **[LIST ALL NONHHRNAME_CC AGE 12+]** are eligible to participate in this study. Let me tell you a little more about it. The study is called the National Survey of Crime and Safety and is sponsored by the Bureau of Justice Statistics at the US Department of Justice. It asks for information about people's perceptions of community safety, their local police, and their experiences with victimization and crime in the past year. The results will be used to help improve the way the government measures crime.

I'd like to get contact information for you and the other adults in your household in case we need

to follow-up to complete [your/each person's] survey .

*Display roster and collect information for one household member at a time.

Instructions: Enter email address

Skip instructions: TEXTMESS

CONTACT3

Description: Intro before collecting contact info from condition 3

Form Pane Label: CONTACT3

SAS Name:

Tag Name: CONTACT3

Inherited Universe:

Universe:

Universe

Description:

Question Text: Thank you. Based on the answers you've provided, it looks like you, **[LIST ALL NONHHRNAME_CC AGE 12+]** are eligible to participate in this study. Let me tell you a little more about it. The study is called the National Survey of Crime and Safety and is sponsored by the Bureau of Justice Statistics at the US Department of Justice. It asks for information about people's perceptions of community safety, their local police, and their experiences with victimization and crime in the past year. The results will be used to help improve the way the government measures crime.

In about three months, we will send you, **[LIST ALL NONHHRNAME_CC AGE 12+]** an invitation to participate in the full study.

I'd like to collect the best contact information for [all adults/you]. We can either email the link to the survey, send it through a text message to a cell phone, or print it in a letter that gets mailed.

*Display roster and collect information for one household member at a time.

Skip instructions: EMAILADDRESS

EMAILADDRESS

Description: Email address

Form Pane Label: Email Address

SAS Name:

Tag Name:

EMAILADDRESS

Inherited Universe:

Universe: AGE 18+ ONLY

Universe

Description:

Can I please have [your/ NONHHRNAME_CC AGE 18+'s] email address?

[Enter 0 for no email address](#)

Fills: [NONHHRNAME_CC AGE 18+] – Name in roster age 18 and over other than HHRESP

*Display roster and collect information for one household member at a time.

Skip Instructions: TEXTMESS

TEXTMESS

Description: Phone number for texting

Form Pane Label: TEXTMESS

SAS Name:

Tag Name: TEXTMESS

Inherited Universe:

Universe:

**Universe
Description:**

Can I please have [your/ALL NONHHRNAME_CC AGE 18+'s] cell phone number?

Fills: [ALL NONHHRNAME_CC AGE 18+] – All names in roster age 18 and over other than HHRESP
Display if more than one person in HH

[Enter 0 for no cell phone number](#)

*Display roster and collect information for one household member at a time.

Skip instructions: If condition 1 or 2 skip to CONSENT

If condition 3: PREFERMETH

PREFERMETH

Description: What contact method preferred

Form Pane Label: CONTACT3

SAS Name:

Tag Name: CONTACT3

Inherited Universe:

Universe: CONDITION 3, AGE 18+

ONLY

**Universe
Description:**

Which method should we use to send [you/ALL NONHHRNAME_CC AGE 18+] a survey invitation?

Fills: [ALL NONHHRNAME_CC AGE 18+] – All names in roster age 18 and over other than HHRESP

Display if more than one person in HH

*Display roster and collect information for one household member at a time.

[If necessary, read response options](#)
[If no email or phone, select mail](#)

*Only display email if email given in CONTACT3

*Only display text message if phone number given in TEXTMESS

Answer List: Contact Method

Value:	Mnemonic:	Description:
1		Email
2		Text message
	3	Mail

Skip Instructions: If parent of youth is available, go to parent consent, else go to CLOSE3

CLOSE3

Description: Closing screen

Form Pane Label: CLOSE3

SAS Name:

Tag Name: CLOSE3

Inherited Universe:

Universe: CONDITION 3, AGE 18+

ONLY

**Universe
Description:**

Question Text: Thank you. In about three months, you will receive an invitation from Westat to participate in the main part of this study, which is a web-based questionnaire about your experiences and attitudes towards crime and safety. You will receive a link to a website address with a unique password that is only for you. (IF OTHERS SELECTED FOR STUDY: Each person in your household will receive a separate invitation.) We look forward to your participation!

Type: Enumerated
Length: 1

Answer List:

Value:	Mnemonic:	Description:
1		Enter 1 to Continue

Attachment 8: Pilot test – adult consent

Adult Consent

Generated: 18-Feb-2019

Question ID: AC1_1

IS THIS A PHONE INTERVIEW OR IN PERSON?

- 1 PHONE
- 2 IN PERSON

ASK Description: All Respondents.

PROGRAM: IF AC1_1=1 THEN CONSENTMODE=1 'PHONE'. IF AC1_1=2 THEN CONSENTMODE=2 'IN PERSON'.

SAS Variable: AC1_1, CONSENTMODE

Question ID: AC1_2

CONFIRM THAT YOU ARE SPEAKING TO {ADULTFULLNAME}.

YOU MUST BE SPEAKING WITH {ADULTFULLNAME} TO CONTINUE.

- 1 CONFIRM GO TO AC1_3
- 2 YOU ARE NOT SPEAKING TO THE ADULT NAMED GO TO IMS
ABOVE

ASK Description: All Respondents.

DISPLAY: DISPLAY THE ADULTS FIRST AND LAST NAME FOR ADULTFULLNAME USING HHROSTER_FNAME AND HHROSTER_LNAME.

SAS Variable: AC1_2

Adult Consent

Question ID: AC1_3

We are inviting you to participate in a research activity being sponsored by the U.S. Department of Justice, Bureau of Justice Statistics, and being conducted by Westat. The study is called the National Survey of Crime and Safety. The NSCS Study measures victimization in the United States by asking questions of adults and youth all over the country about whether they have been a victim of any crime in the past 12 months. The study seeks to describe victimization in America. You don't have to be a victim to take part in the study. We need counts of people who are victims and counts of people who are not victims to have a full understanding of victimization in the United States. What we learn from you and others in the study may help your community and millions of Americans to be safer and may help local police do a better job in communities like yours.

{HAND A COPY OF THE ADULT CONSENT FORM TO THE ADULT FOR REFERENCE.}

{A copy of a form that explains more about the survey was left at your home. Can you find it?}

{IF R CAN'T FIND FORM: I will go over what the form says with you now, but I can also a mail a copy to you for reference. Would you like me to mail a copy to you?}

- 1 {CONTINUE}
- 2 {MAIL A COPY OF CONSENT FORM}
- 3 {DON'T MAIL CONSENT FORM}

ASK Specification: IF AC1_2=1.

PROGRAM: IF AC1_3=2 THEN MAILAC=1 'MAIL COPY OF ADULT CONSENT FORM'. IF AC1_3=3 THEN MAILAC=0 'DON'T MAIL COPY OF ADULT CONSENT FORM'.

DISPLAY: IF CONSENTMODE=2 THEN DISPLAY 'HAND A COPY OF THE ADULT CONSENT FORM TO THE ADULT FOR REFERENCE.' IF CONSENTMODE=1 THEN DISPLAY "A COPY OF A FORM...IF R CAN'T FIND FORM..."

IF CONSENTMODE=1 THEN DISPLAY RESPONSE OPTION 2 AND 3 ONLY. IF CONSENTMODE=2 THEN DISPLAY RESPONSE OPTION 1 ONLY.

SAS Variable: AC1_3, MAILAC

Adult Consent

Question ID: AC2

I'd like to review this form with you. It explains what we'd like you to do and what information we will collect. It also explains what we will do to protect your privacy.

{We will begin by asking your opinions about things such as community safety or the local police. Then we will ask you questions about whether you have been a victim of different types of crimes during the past 12 months./We will ask whether you have been a victim of any crime in the past 12 months.} If you were a victim, we will ask details about the experience.

The survey takes between 20 and 40 minutes to complete, depending on the types of experiences you have had in the past year.

1 CONTINUE

ASK Specification: IF AC1_2=1.

DISPLAY: IF CONDITION=2 THEN DISPLAY "WE WILL BEGIN BY ASKING YOUR..." IF
CONDITION=1 THEN DISPLAY "WE WILL ASK WHETHER YOU HAVE..."

SAS Variable: AC2

Question ID: AC3

We are asking for your consent to participate. Your participation is voluntary.

For quality control purposes, my supervisor may contact you to verify that I correctly followed interview procedures.

There are no direct benefits to you for participating in this study, but information from the study may benefit your community and the Nation by improving programs that focus on community safety or policing.

Some of the questions may be upsetting to some people, so if there is a question you do not want to talk about, you can skip it and you can stop answering questions at any point.

1 CONTINUE

ASK Specification: IF AC1_2=1.

SAS Variable: AC3

Adult Consent

Question ID: AC4

Your name will not be associated with your answers, and the information you provide will not be shared with anyone outside of our research team. We store all person information in a protected computer file, and we'll destroy all personal information that could identify you after this phase of the study is over.

We would like your permission to audio record the interview for quality control purposes. The recording will not include your name and will only be accessible to the research team. We may use answers from your and other participant's interviews for research reports, but we do not link names to any answers we use.

You can ask me any questions about this study or you can also contact the project manager for the study at Westat. Under the section labeled "Questions" on the form, we provide a toll-free number and email that you can use to speak with someone at Westat. {POINT TO THE SECTION ON THE FORM}

{Please take a moment to review the form. If you have any questions, please let me know./Do you have any questions?}

1 CONTINUE

ASK Specification: IF AC1_2=1.

DISPLAY: IF CONSENTMODE=2 THEN DISPLAY "POINT TO THE SECTION ON THE FORM" AND "PLEASE TAKE A MOMENT..." IF CONSENTMODE=1 THEN DISPLAY "DO YOU HAVE ANY QUESTIONS?"

SAS Variable: AC4

Question ID: AC5

{POINT TO BOTTOM OF PAGE 2 OF THE ADULT CONSENT FORM}

Do you agree to participate in the interview?

{GIVE THE ADULT A COPY OF THE CONSENT FORM}

{Please keep this copy of this form for your reference.}

1 YES, CONTINUE INTERVIEW

GO TO AC6

2 NO

GO TO AC7

ASK Specification: IF AC1_2=1.

PROGRAM: IF AC5=1 THEN CONSENTFLAG=1 'YES, CONSENT GIVEN'. IF AC5=2 THEN CONSENTFLAG=0 'NO, CONSENT NOT GIVEN'. RECORD THE CONSENT STATUS IN THE IMS FOR CURRENT ADULT.

DISPLAY: IF CONSENTMODE=2 THEN DISPLAY "POINT TO BOTTOM...", "GIVE THE ADULT...", AND "PLEASE KEEP THIS COPY".

GO TO: IF AC5=1 THEN GO TO AC6. IF AC5=2 THEN GO TO AC7.

SAS Variable: AC5, CONSENTFLAG

Adult Consent

Question ID: AC6

{POINT TO BOTTOM OF PAGE 2 OF THE ADULT CONSENT FORM}

Do we have your permission to record the interview for quality control purposes?

- | | |
|-------|----------------|
| 1 YES | GO TO CPC_BOX1 |
| 2 NO | GO TO AC8 |

ASK Specification: IF AC1_2=1 AND AC5=1.

PROGRAM: IF AC6=1 THEN RECORDING=1 'YES, CONSENT TO RECORDING'. IF AC6=2 THEN RECORDING=0 'NO, DIDN'T CONSENT TO RECORDING'. RECORD THE CONSENT TO RECORD STATUS IN THE IMS FOR CURRENT ADULT.

DISPLAY: IF CONSENTMODE=2 THEN DISPLAY "POINT TO BOTTOM..."

GO TO: IF AC6=1 THEN GO TO CPC_BOX1 IN PARENTAL PERMISSION SECTION. IF AC6=2 THEN GO TO AC8.

SAS Variable: AC6, RECORDING

Question ID: AC7

I am sorry that you don't wish to participate in the study but thank you for your time.

- | | |
|------------|-----------|
| 1 CONTINUE | GO TO IMS |
|------------|-----------|

ASK Specification: IF AC1_2=1 AND AC5=2.

GO TO: END ADULT CONSENT TASK AND RETURN TO IMS.

SAS Variable: AC7

Question ID: AC8

That's fine. The interview will not be recorded.

- | | |
|------------|----------------|
| 1 CONTINUE | GO TO CPC_BOX1 |
|------------|----------------|

ASK Specification: IF AC1_2=1 AND AC6=2.

GO TO: GO TO CPC_BOX1 IN PARENTAL PERMISSION SECTION.

SAS Variable: AC8

Attachment 9: Pilot test – parental permission

Parental Permission

Generated: 18-Feb-2019

Box ID: CPC_BOX1

IF CURRENT RESPONDENT IS FLAGGED AS A PARENT TO ANY CHILDREN BETWEEN THE AGES OF 12 AND 17 IN THE HH AND PARENTAL PERMISSION IS STILL NEEDED FOR YOUTHS, CONTINUE TO CPC1. OTHERWISE, GO TO CPC_BOX6. (I.E. IF ADULT LISTED AS PARENT IN HHPARENTWHO FOR ANY CHILDREN WHO ARE $12 \leq \text{TAGE} \leq 17$ AND THE VARIABLE CONSENTP IS 0 FOR AT LEAST ONE OF THESE CHILDREN THEN GO TO CPC1. OTHERWISE GO TO CPC_BOX6.)

Question ID: CPC1

IS THIS A PHONE INTERVIEW OR IN PERSON?

- 1 PHONE
- 2 IN PERSON

ASK Description: All Respondents.

PROGRAM: IF CPC1=1 THEN CONSENTMODE=1 'PHONE'. IF CPC1=2 THEN CONSENTMODE=2 'IN PERSON'.

SAS Variable: CPC1, CONSENTMODE

Parental Permission

Question ID: CPC1_2

I have you listed as the parent or guardian for the following children. Please let me know if this is correct.

INTERVIEWER: STATE THE NAME, AND AGE/GENDER IF NEEDED, OF EACH CHILD IN THE TABLE BELOW.

WHICH CHILD IS THE RESPONDENT A PARENT OR GUARDIAN OF? (MARK ALL THAT APPLY)

LINE	FIRST NAME	LAST NAME	AGE	GENDER
1	George	Smith	17	M
2	Brian	Smith	15	M
3	Emily	Smith	13	F

1 GEORGE SMITH, 17, M

2 BRIAN SMITH, 15, M

3 EMILY SMITH, 13, F

99 R IS THE PARENT/GUARDIAN OF ALL CHILDREN LISTED

ASK Description: All Respondents.

PROGRAM: ALLOW INTERVIEWER TO SELECT MULTIPLE YOUTH RESPONDENTS. HOWEVER, RESPONSE OPTION '99' CAN'T BE SELECTED WITH ANY OTHER RESPONSE.

SET VARIABLE 'NUMCHILDREN' EQUAL TO THE NUMBER OF CHILDREN THE ADULT IDENTIFIES THAT THEY ARE THE PARENT/GUARDIAN OF IN CPC1_2.

DISPLAY: DISPLAY A TABLE THAT CONTAINS YOUTH HH MEMBERS FIRST/LAST NAME, AGE, AND GENDER.

ONLY DISPLAY YOUTH HH MEMBERS WHO ARE LISTED AS THE CHILD OF THE CURRENT ADULT (HHPARENTWHO) AND WHO ARE STILL MISSING PARENTAL PERMISSION TO PARTICIPATE (CONSENTP=0).

LIST YOUTH HOUSEHOLD MEMBERS IN DESCENDING AGE ORDER (IF AGE IS THE SAME THEN PUT IN ALPHABETICAL ORDER.

LINE - ASSIGN A NUMBER TO EACH RESPONDENT IN THE TABLE.

FIRST NAME - FILL YOUTHS NAME USING HHROSTER_FNAME.

LAST NAME - FILL YOUTHS NAME USING HHROSTER_LNAME.

AGE - FILL YOUTHS AGE USING TAGE.

GENDER - FILL YOUTHS GENDER USING SEX.

GO TO: GO TO CPC2.

SAS Variable: CPC1_2, NUMCHILDREN

Tags: Choose-all-that-apply Item

Parental Permission

Question ID: CPC2

We would like your {child/children} to be a part of this study. As a reminder, this is a study of everyone ages 12 and older living in households in the U.S. What we learn from your {child/children} and others in the study may help your community and millions of Americans to be safer and may help local police do a better job in communities like yours.

{HAND A COPY OF THE PARENTAL PERMISSION FORM TO THE PARENT FOR REFERENCE.}

{A copy of a form that explains more about the survey was left at your home. Can you find it?}

{IF R CAN'T FIND FORM: I will go over what the form says with you now, but I can also a mail a copy to you for reference. Would you like me to mail a copy to you?}

- 1 {CONTINUE}
- 2 {MAIL A COPY OF PARENTAL PERMISSION FORM}
- 3 {DON'T MAIL A COPY OF PARENTAL PERMISSION FORM}

ASK Description: All Respondents.

PROGRAM: IF CPC2=2 THEN MAILPP=1 'MAIL COPY OF PARENTAL PERMISSION FORM'. IF CPC2=3 THEN MAILPP=0 'DON'T MAIL COPY OF PARENTAL PERMISSION FORM'.

DISPLAY: IF NUMCHILDREN>1 THEN DISPLAY "CHILDREN". OTHERWISE, DISPLAY "CHILD".
IF CONSENTMODE=2 THEN DISPLAY 'HAND A COPY OF ...' IF CONSENTMODE=1 THEN DISPLAY "A COPY OF A FORM..." AND "IF R CAN'T FIND FORM..."

IF CONSENTMODE=1 THEN DISPLAY RESPONSE OPTION 2 AND 3 ONLY. IF CONSENTMODE=2 THEN DISPLAY RESPONSE OPTION 1 ONLY.

SAS Variable: CPC2, MAILPP

Parental Permission

Question ID: CPC3

I'd like to review this form with you. It explains what we'd like you to do and what information we will collect. It also explains what we will do to protect your {child's/children's} privacy.

Your {child/children} will be asked many of the same questions that adults are being asked. {We will begin by asking your {child's/children's} opinions about things such as community safety or the local police. Then we will ask whether your child has been a victim of crime in the last 12 months./We will ask your {child/children} questions about whether he/she has been a victim of different types of crimes during the past 12 months.} If your {child was/children were} a victim, we will ask details about the experience.

The survey takes between 20 and 40 minutes to complete, depending on your {child's/children's} experiences.

1 CONTINUE

ASK Description: All Respondents.

DISPLAY: IF NUMCHILDREN>1 THEN DISPLAY "CHILDREN'S", "CHILDREN", "CHILDREN WERE", AND "CHILDREN'S". OTHERWISE DISPLAY "CHILD'S", "CHILD", "CHILD WAS", AND "CHILD'S".

IF CONDITION=2 THEN DISPLAY "WE WILL BEGIN BY ASKING..." IF CONDITION=1 THEN DISPLAY "WE WILL ASK..."

SAS Variable: CPC3

Question ID: CPC4

We are asking for your permission to allow us to ask your {child/children} to participate. If you agree, we will ask your {child/children} if he/she would like to participate in the survey. He/she can say no.

The survey is voluntary. It is entirely up to you whether we ask your {child/children} to participate, and then it is up to your {child/children} – your {child does not/children do not} have to do this and he/she can stop answering questions at any point.

There are no direct benefits for you or your {child/children} by participating in the study, but information from the study may benefit your community and the Nation by improving programs that focus on community safety or policing.

Children who have experienced a recent victimization may find some questions upsetting. If your {child does/children do} become upset during the interview, the interviewer will offer to take a break, or stop the interview and get you. Interviewers are all trained to identify signs of distress and will have links and toll-free phone numbers to connect to counselor services if needed.

1 CONTINUE

ASK Description: All Respondents.

DISPLAY: IF NUMCHILDREN>1 THEN DISPLAY "CHILDREN", "CHILDREN DO NOT", AND "CHILDREN DO". OTHERWISE DISPLAY "CHILD", "CHILD DOES NOT", AND "CHILD DOES".

SAS Variable: CPC4

Parental Permission

Question ID: CPC5

Your {child's/children's} name will not be associated with his/her answers, and the information your {child/children} provides will not be shared with you, anyone in your {child's/children's} school or the authorities.

We would like your permission to audio record your {child's/children's} interview. The recording will not include your {child's/children's} name and will only be accessible to the research team. We may use answers from your {child/children} and other children participating for research reports, but we do not include names in our reports.

You can ask me any questions about this study or you can also call Westat's toll-free number. {Please take a moment to review the form. If you have any questions, please let me know./Do you have any questions?}

1 CONTINUE

ASK Description: All Respondents.

DISPLAY: IF CONSENTMODE=2 THEN DISPLAY "PLEASE TAKE A MOMENT..." IF
CONSENTMODE=1 THEN DISPLAY "DO YOU HAVE ANY QUESTIONS?"

IF NUMCHILDREN>1 THEN DISPLAY "CHILDREN'S" AND "CHILDREN". OTHERWISE, DISPLAY
"CHILD" AND "CHILD'S".

SAS Variable: CPC5

Box ID: CPC_BOX2

START LOOPING INSTRUCTIONS - COMPLETE QUESTIONS CPC6-CPC12 FOR EACH YOUTH HH
WHO WAS SELECTED AT CPC1_2.

Parental Permission

Question ID: CPC6

{POINT TO BOTTOM OF PAGE 2 OF THE FORM}

{Do we have your permission to ask {YOUTHFULLNAME} to participate in the interview?/How about {YOUTHFULLNAME}? Do we have your permission to ask {him/her} to participate in the interview?}

{GIVE THE ADULT A COPY OF THE PARENTAL PERMISSION FORM}

{Please keep a copy of this form for your reference.}

- | | | |
|---|-----|----------------|
| 1 | YES | GO TO CPC7 |
| 2 | NO | GO TO CPC_BOX3 |

ASK Description: All Respondents.

PROGRAM: INITIALLY SET CONSENTP VARIABLE EQUAL TO 0 FOR ALL YOUTHS. IF CPC6=1 THEN CONSENTP=1 'YES, CONSENT GIVEN'. IF CPC6=2 THEN CONSENTP=2 'NO, CONSENT NOT GIVEN'. RECORD THE PARENTAL PERMISSION STATUS IN THE IMS FOR CURRENT YOUTH.

DISPLAY: DISPLAY THE YOUTHS FIRST AND LAST NAME FOR YOUTHFULLNAME USING HHROSTER_FNAME AND HHROSTER_LNAME.

IF CONSENTMODE=2 THEN DISPLAY THE FOLLOWING STATEMENTS:

'POINT TO BOTTOM OF PAGE 2 OF THE FORM'
'GIVE THE ADULT A COPY OF THE PARENTAL PERMISSION FORM'
'Please keep a copy of this form for your reference.'

IF THIS IS THE FIRST INSTANCE OF THIS SCREEN THAT IS SHOWN TO THE ADULT RESPONDENT, DISPLAY 'DO WE HAVE YOUR...' OTHERWISE, DISPLAY 'HOW ABOUT...' FOR THIS STATEMENT DISPLAY 'HER' IF THE YOUTH IS FEMALE (SEX=2). DISPLAY "HIM" IF THE YOUTH IS MALE (SEX=1).

SAS Variable: CPC6, CONSENTP.

Question ID: CPC7

{POINT TO BOTTOM OF PAGE 2 OF THE FORM}

Do we have your permission to record {his/her} interview for quality control purposes?

- | | | |
|---|-----|----------------|
| 1 | YES | GO TO CPC_BOX3 |
| 2 | NO | GO TO CPC_BOX3 |

ASK Specification: IF CPC6=1.

PROGRAM: INITIALLY SET CONSENTPR VARIABLE EQUAL TO 0 FOR ALL YOUTHS. IF CPC7=1 THEN CONSENTPR=1 'YES, CONSENT TO RECORDING'. IF CPC7=2 THEN CONSENTPR=2 'NO, DIDN'T CONSENT TO RECORDING'. RECORD THE PARENTAL PERMISSION STATUS IN THE IMS FOR CURRENT YOUTH.

DISPLAY: IF THE YOUTH IS FEMALE (SEX=2) THEN DISPLAY "HER". IF THE YOUTH IS MALE (SEX=1) THEN DISPLAY "HIS".

SAS Variable: CPC7, CONSENTPR

Parental Permission

Box ID: CPC_BOX3

CREATE A VARIABLE CALLED WHOGAVECONSENT USING CPC6. IF CONSENTP=1 OR 2 THEN LIST THIS ADULT AS PARENT WHO PROVIDED CONSENT (THIS ADULT WILL BE TIED TO YOUTH AS THE ONLY PARENT WHO CAN GIVE/EDIT CONSENT).

IF CPC6=2 THEN GO TO CPC8. IF CPC7=2 THEN GO TO CPC9. OTHERWISE GO TO CPC_BOX4.

Question ID: CPC8

I'm sorry that you don't wish to give permission for {YOUTHFULLNAME} to participate in the study.

1 CONTINUE

GO TO CPC_BOX5

ASK Specification: IF CPC6=2.

DISPLAY: DISPLAY THE YOUTHS FIRST AND LAST NAME FOR YOUTHFULLNAME USING HHROSTER_FNAME AND HHROSTER_LNAME.

SAS Variable: CPC8

Question ID: CPC9

That's fine. {YOUTHFULLNAME} interview will not be recorded.

1 CONTINUE

GO TO CPC_BOX4

ASK Specification: If CPC7=2.

DISPLAY: DISPLAY THE YOUTHS FIRST AND LAST NAME FOR YOUTHFULLNAME USING HHROSTER_FNAME AND HHROSTER_LNAME.

SAS Variable: CPC9

Box ID: CPC_BOX4

GO TO CPC10.

Parental Permission

Question ID: CPC10

Now, I'd like to take a brief moment and collect some contact information for {YOUTHFULLNAME}.

What is the best cell phone number to reach {YOUTHFULLNAME}?

- | | | |
|----|---------------------------------|------------------|
| 1 | [_ _ _]-[_ _ _]-[_ _ _ _] | GO TO CPC10_2 |
| -9 | YOUTH DOESN'T HAVE A CELL PHONE | GO TO CPC_BOX4_2 |
| -8 | DON'T KNOW | GO TO CPC_BOX4_2 |
| -7 | REFUSED | GO TO CPC_BOX4_2 |

ASK Specification: IF CPC6=1.

DISPLAY: DISPLAY THE YOUTHS FIRST AND LAST NAME FOR YOUTHFULLNAME USING HHROSTER_FNAME AND HHROSTER_LNAME.

SAS Variable: CPC10

Question ID: CPC10_2

Just to confirm, is this a cell phone number?

{IF NEEDED: It is important that we know what kind of phone number this is. We use cell phone numbers to send a text to complete the survey.}

- | | | |
|----|------------|------------------|
| 1 | YES | GO TO CPC10_3 |
| 2 | NO | GO TO CPC10_4 |
| -8 | DON'T KNOW | GO TO CPC_BOX4_2 |
| -7 | REFUSED | GO TO CPC_BOX4_2 |

ASK Specification: IF CPC6=1 AND PHONE NUMBER PROVIDED AT CPC10.

DISPLAY: IF CONDITION=3 THEN DISPLAY "IF NEEDED..."

SAS Variable: CPC10_2

Question ID: CPC10_3

Is {YOUTHFULLNAME} the primary user of this cell phone?

- | | | |
|----|------------|------------------|
| 1 | YES | GO TO CPC_BOX4_2 |
| 2 | NO | GO TO CPC_BOX4_2 |
| -8 | DON'T KNOW | GO TO CPC_BOX4_2 |
| -7 | REFUSED | GO TO CPC_BOX4_2 |

ASK Specification: IF CPC6=1 AND CPC10_2=1.

SAS Variable: CPC10_3

Parental Permission

Question ID: CPC10_4

Can you provide a cell phone number for {YOUTHFULLNAME}?

- | | |
|-------|------------------|
| 1 YES | GO TO CPC10 |
| 2 NO | GO TO CPC_BOX4_2 |

ASK Specification: IF CPC6=1 AND CPC10_2=2.

DISPLAY: DISPLAY THE YOUTHS FIRST AND LAST NAME FOR YOUTHFULLNAME USING HHROSTER_FNAME AND HHROSTER_LNAME.

GO TO: IF CPC10_4=2 THEN GO TO CPC_BOX4_2. IF CPC10_4=1 THEN GO BACK TO CPC10 TO COLLECT A CELL PHONE NUMBER FOR YOUTH.

SAS Variable: CPC10_4

Box ID: CPC_BOX4_2

IF CONDITION=3 THEN GO TO CPC11. OTHERWISE GO TO CPC_BOX5.

Question ID: CPC11

Can you please give me the best email address to contact {YOUTHFULLNAME}?

VERIFY ALL SPELLING AND PUNCTUATION.

- 1 [ENTER EMAIL]
- 9 YOUTH DOESN'T HAVE AN EMAIL
- 8 DON'T KNOW
- 7 REFUSED

ASK Specification: IF CONDITION=3 AND CPC6=1.

DISPLAY: DISPLAY THE YOUTHS FIRST AND LAST NAME FOR YOUTHFULLNAME USING HHROSTER_FNAME AND HHROSTER_LNAME.

SAS Variable: CPC11

Tags: Condition 3

Box ID: CPC_BOX4_2

IF EITHER A PHONE NUMBER IS PROVIDED AT CPC10 OR AN EMAIL ADDRESS IS PROVIDED AT CPC11 THEN GO TO CPC12. OTHERWISE GO TO CPC_BOX4_3.

Parental Permission

Question ID: CPC12

What is the best way to contact {YOUTHFULLNAME}?

- 1 {Text}
- 2 {Email}
- 3 (Postal) Mail

ASK Specification: IF CONDITION=3 AND CPC6=1 AND EITHER A PHONE NUMBER IS PROVIDED AT CPC10 OR AN EMAIL ADDRESS IS PROVIDED AT CPC11.

PROGRAM: IF CPC12=1 THEN BESTCONTACT=1 'TEXT'. IF CPC12=2 THEN BESTCONTACT=2 'EMAIL'. IF CPC12=3 THEN BESTCONTACT=3 'POSTAL MAIL'.

DISPLAY: DISPLAY THE YOUTHS FIRST AND LAST NAME FOR YOUTHFULLNAME USING HHROSTER_FNAME AND HHROSTER_LNAME.

IF CPC10_2=1 THEN DISPLAY "TEXT". IF AN EMAIL ADDRESS IS PROVIDED AT CPC11 THEN DISPLAY "EMAIL".

SAS Variable: CPC12, BESTCONTACT

Tags: Condition 3

Box ID: CPC_BOX4_3

IF CPC10=-7/-8/-9 AND CPC11=-7/-8/-9 THEN SET THE VARIABLE BESTCONTACT=3 'POSTAL MAIL'. CONTINUE TO CPC_BOX5.

Box ID: CPC_BOX5

END LOOPING INSTRUCTIONS - IF THERE ARE MORE YOUTHS WHO WERE SELECTED FROM CPC1_2 AND PARENTAL PERMISSION HAS NOT BEEN COLLECTED YET (WHOGAVECONSENT IS EMPTY/BLANK), THEN RETURN TO CPC_BOX2. OTHERWISE, GO TO CPC_BOX6.

Box ID: CPC_BOX6

START ADULT INTERVIEW.

Attachment 10: Pilot test – youth assent

Youth Assent

Generated: 18-Feb-2019

Box ID: YABOX_1

IF PARENT WHO PROVIDED PARENTAL CONSENT (PARENT NAME/ID STORED IN WHOGAVECONSENT VARIABLE) HAS COMPLETED THEIR INTERVIEW (PELIG=6) THEN GO TO YA1_2. OTHERWISE GO TO YA1_1.

Question ID: YA1_1

THE PARENT WHO PROVIDED PARENTAL CONSENT MUST COMPLETE THEIR INTERVIEW BEFORE THE YOUTH CAN START THE YOUTH ASSENT PROCESS AND COMPLETE THEIR INTERVIEW.

1 CONTINUE GO TO IMS

ASK Specification: IF PARENT WHO PROVIDED PARENTAL CONSENT HASN'T COMPLETED THEIR INTERVIEW FIRST.

SAS Variable: YA1_1

Question ID: YA1_2

IS THIS A PHONE INTERVIEW OR IN PERSON?

- 1 PHONE
- 2 IN PERSON

ASK Description: All Respondents.

PROGRAM: IF YA1_2=1 THEN CONSENTMODE=1 'PHONE'. IF YA1_2=2 THEN CONSENTMODE=2 'IN PERSON'.

SAS Variable: YA1_2, CONSENTMODE

Question ID: YA1_3

CONFIRM THAT YOU ARE SPEAKING TO {YOUTHFULLNAME}.

YOU MUST BE SPEAKING WITH {YOUTHFULLNAME} TO CONTINUE.

- 1 CONFIRM GO TO YA2
- 2 YOU ARE NOT SPEAKING TO THE YOUTH NAMED ABOVE GO TO IMS

ASK Description: All Respondents.

DISPLAY: DISPLAY THE YOUTHS FIRST AND LAST NAME FOR YOUTHFULLNAME USING HHROSTER_FNAME AND HHROSTER_LNAME.

SAS Variable: YA1_3

Question ID: YA2

The Bureau of Justice Statistics, part of the Department of Justice, is sponsoring this survey about victimization. The survey, called the National Survey of Crime and Safety or NSCS, asks questions of adults and youth all over the country about whether they have experienced any crime in the past 12 months {and what they think about community safety or the local police}. Even if you haven't been the victim of crime, we still want to include you in this study. We want to know more about young people's opinions and learn about their experiences. What we learn from you and others in the study may help your community and millions of Americans to be safer and may help local police do a better job in communities like yours.

{HAND A COPY OF THE YOUTH ASSENT INTERVIEW FORM TO THE YOUTH R FOR REFERENCE.}

{A copy of a form that explains more about the survey was left at your home. Can you find it?}

{IF R CAN'T FIND FORM: I will go over what the form says with you now, but I can also a mail a copy to you for reference.}

- 1 {CONTINUE}
- 2 {MAIL A COPY OF CONSENT FORM}
- 3 {DON'T MAIL CONSENT FORM}

ASK Specification: IF YA1_3=1.

PROGRAM: IF YA2=2 THEN MAILYA=1 'SEND HARD COPY YOUTH ASSENT FORM TO ADDRESS'.
IF YA2=3 THEN MAILYA=0 'DON'T SEND YOUTH ASSENT FORM TO ADDRESS'.

DISPLAY: IF CONSENTMODE=2 THEN DISPLAY 'HAND A COPY OF THE...' IF CONSENTMODE=1 THEN DISPLAY "A COPY OF A FORM..." AND "IF R CAN'T FIND FORM..."

IF CONDITION=2 THEN DISPLAY "AND WHAT THEY THINK ABOUT..."

IF CONSENTMODE=1 THEN DISPLAY RESPONSE OPTION 2 AND 3 ONLY. IF CONSENTMODE=2 THEN DISPLAY RESPONSE OPTION 1 ONLY.

SAS Variable: YA2, MAILYA

Question ID: YA3

I'd like to review this form with you. It explains what we'd like you to do and what information we will collect. It also explains what we will do to protect your privacy.

We want to know more about victimization in the U.S. We'll ask you questions about whether you have been a victim during the past 12 months. If you were a victim, we will ask details about the experience. {We will also ask for your opinions about things such as community safety or your local police.}

The survey takes between 20 and 40 minutes to complete, depending on your experiences.

- 1 CONTINUE

ASK Specification: IF YA1_3=1.

DISPLAY: IF CONDITION=2 THEN DISPLAY "WE WILL ALSO ASK..."

SAS Variable: YA3

Question ID: YA4

Your parent or guardian has given permission for you to participate.

Your participation is voluntary, which means you don't have to do this. But we do hope you will agree to take part in the study.

We'd like to ask you the questions in private, but if you would rather have a parent or another adult in the room with you during the interview, that is okay too

Some of these questions may be upsetting to some people, so if there is a question you do not want to talk about, you can skip it and you can stop answering questions at any time.

We can't give you anything for answering the survey. But when we combine your information with the information from other kids your age, it may help improve the safety of millions of Americans.

1 CONTINUE

ASK Specification: IF YA1_3=1.

SAS Variable: YA4

Box ID: YABOX_2

QUESTION YA4_2 TESTS THE YOUTH RESPONDENTS UNDERSTANDING OF CERTAIN ASPECTS OF CONSENT. THE YOUTH MUST GET THIS QUESTION CORRECT IN ORDER TO CONTINUE WITH THE YOUTH ASSENT PROCESS/COMPLETE THE YOUTH INTERVIEW. THE YOUTH WILL BE GIVEN THREE CHANCES TO ANSWER YA4_2 CORRECTLY (I.E. YA4_2 MAY BE SHOWN UP TO 3 TIMES).

IF THIS IS THE FIRST TIME YABOX_2 IS DISPLAYED THEN:

CREATE A VARIABLE CALLED 'NUMATTEMPTS_1' AND INITIALLY SET THIS VARIABLE EQUAL TO 1.

CREATE A VARIABLE CALLED 'YOUTHUNDERSTAND_1' AND INITIALLY SET THIS VARIABLE EQUAL TO 0.

IF THIS IS THE SECOND TIME YABOX_2 IS DISPLAYED THEN:

SET NUMATTEMPTS_1=2 AND CONTINUE TO YA4_2.

IF THIS IS THE THIRD TIME YABOX_2 IS DISPLAYED THEN:SET NUMATTEMPTS_1=3 AND CONTINUE TO YA4_2.

Question ID: YA4_2

{THIS IS RESPONDENTS SECOND ATTEMPT TO ANSWER CORRECTLY./THIS IS RESPONDENTS THIRD AND FINAL ATTEMPT TO ANSWER CORRECTLY.}

Before we go on let me make sure that what I'm telling you makes sense. Based on what I've said so far...

If someone like a friend or family member asked you whether you had to do the interview or whether it was voluntary, what would you say?

CORRECT ANSWER: DO NOT HAVE TO DO THE INTERVIEW (VOLUNTARY)

DID THE RESPONDENT GIVE THE CORRECT ANSWER?

- 1 YES
- 2 NO

ASK Specification: IF YA1_3=1.

PROGRAM: IF YA4_2=1 THEN SET YOUTHUNDERSTAND_1=1.

DISPLAY: IF NUMATTEMPTS_1=2 THEN DISPLAY "THIS IS RESPONDENTS SECOND..." IF NUMATTEMPTS_1=3 THEN DISPLAY "THIS IS RESPONDENTS THIRD AND FINAL..."

SAS Variable: YA4_2

Box ID: YABOX_3

IF YOUTHUNDERSTAND_1=1 THEN GO TO YABOX_4. IF NUMATTEMPTS_1!=3 AND YOUTHUNDERSTAND_1=0 THEN GO BACK TO YABOX_2. IF NUMATTEMPTS_1=3 AND YOUTHUNDERSTAND_1=0 THEN GO TO YA5_4.

Box ID: YABOX_4

QUESTION YA4_3 TESTS THE YOUTH RESPONDENTS UNDERSTANDING OF CERTAIN ASPECTS OF CONSENT. THE YOUTH MUST GET THIS QUESTION CORRECT IN ORDER TO CONTINUE WITH THE YOUTH ASSENT PROCESS/COMPLETE THE YOUTH INTERVIEW. THE YOUTH WILL BE GIVEN THREE CHANCES TO ANSWER YA4_3 CORRECTLY (I.E. YA4_3 MAY BE SHOWN UP TO 3 TIMES).

IF THIS IS THE FIRST TIME YABOX_4 IS DISPLAYED THEN:
CREATE A VARIABLE CALLED 'NUMATTEMPTS_2' AND INITIALLY SET THIS VARIABLE EQUAL TO 1.
CREATE A VARIABLE CALLED 'YOUTHUNDERSTAND_2' AND INITIALLY SET THIS VARIABLE EQUAL TO 0.

IF THIS IS THE SECOND TIME YABOX_4 IS DISPLAYED THEN:
SET NUMATTEMPTS_2=2 AND CONTINUE TO YA4_3.

IF THIS IS THE THIRD TIME YABOX_4 IS DISPLAYED THEN:SET NUMATTEMPTS_2=3 AND CONTINUE TO YA4_3.

Question ID: YA4_3

{THIS IS RESPONDENTS SECOND ATTEMPT TO ANSWER CORRECTLY./THIS IS RESPONDENTS THIRD AND FINAL ATTEMPT TO ANSWER CORRECTLY.}

Before we go on let me make sure that what I'm telling you makes sense. Based on what I've said so far...

Do you have to answer all of the questions, or can you skip questions if you don't know the answer or don't want to answer?

CORRECT ANSWER: CAN SKIP QUESTIONS

DID THE RESPONDENT GIVE THE CORRECT ANSWER?

- 1 YES
- 2 NO

ASK Specification: IF YA1_3=1 AND YOUTHUNDERSTAND_1=1.

PROGRAM: IF YA4_3=1 THEN SET YOUTHUNDERSTAND_2=1.

DISPLAY: IF NUMATTEMPTS_2=2 THEN DISPLAY "THIS IS RESPONDENTS SECOND..." IF NUMATTEMPTS_2=3 THEN DISPLAY "THIS IS RESPONDENTS THIRD AND FINAL..."

SAS Variable: YA4_3

Box ID: YABOX_5

IF YOUTHUNDERSTAND_2=1 THEN GO TO YA4_4. IF NUMATTEMPTS_2!=3 AND YOUTHUNDERSTAND_2=0 THEN GO BACK TO YABOX_4. IF NUMATTEMPTS_2=3 AND YOUTHUNDERSTAND_2=0 THEN GO TO YA5_4.

Question ID: YA4_4

Ok, that's good. Is it ok if we keep going?

- | | |
|-------|-----------|
| 1 YES | GO TO YA5 |
| 2 NO | GO TO IMS |

ASK Specification: IF YA1_3=1 AND YOUTHUNDERSTAND_1=1 AND YOUTHUNDERSTAND_2=1.

SAS Variable: YA4_4

Question ID: YA5

Your name won't be on your answers and your answers will only be used for research purposes. We'll combine your answers with other youth who participate in the study.

The survey is protected by a federal law that says that we cannot share your individual answers with anyone outside of the study team. We cannot share your answers with your parents, anyone in your school or the authorities. However, you are free to tell anyone about your experiences.

This means that even if you tell us that someone else is harming you, or others around you, we are not allowed to report this information to anyone else. But we will give everyone who completes the survey phone numbers and links to websites that have contact information for people who can help.

1 CONTINUE

GO TO YABOX_6

ASK Specification: IF YA1_3=1 AND YOUTHUNDERSTAND_1=1 AND YOUTHUNDERSTAND_2=1.

SAS Variable: YA5

Box ID: YABOX_6

QUESTION YA5_2 TESTS THE YOUTH RESPONDENTS UNDERSTANDING OF CERTAIN ASPECTS OF CONSENT. THE YOUTH MUST GET THIS QUESTION CORRECT IN ORDER TO CONTINUE WITH THE YOUTH ASSENT PROCESS/COMPLETE THE YOUTH INTERVIEW. THE YOUTH WILL BE GIVEN THREE CHANCES TO ANSWER YA5_2 CORRECTLY (I.E. YA5_2 MAY BE SHOWN UP TO 3 TIMES).

IF THIS IS THE FIRST TIME YABOX_6 IS DISPLAYED THEN:

CREATE A VARIABLE CALLED 'NUMATTEMPTS_3' AND INITIALLY SET THIS VARIABLE EQUAL TO 1.

CREATE A VARIABLE CALLED 'YOUTHUNDERSTAND_3' AND INITIALLY SET THIS VARIABLE EQUAL TO 0.

IF THIS IS THE SECOND TIME YABOX_6 IS DISPLAYED THEN:

SET NUMATTEMPTS_3=2 AND CONTINUE TO YA5_2.

IF THIS IS THE THIRD TIME YABOX_6 IS DISPLAYED THEN:

SET NUMATTEMPTS_3=3 AND CONTINUE TO YA5_2.

Question ID: YA5_2

{THIS IS RESPONDENTS SECOND ATTEMPT TO ANSWER CORRECTLY./THIS IS RESPONDENTS THIRD AND FINAL ATTEMPT TO ANSWER CORRECTLY.}

Before we go on let me make sure that what I'm telling you makes sense again. Based on what I've said so far...

If you tell me that you or someone else is hurting you in responding to these survey questions, am I legally allowed to report that to your parents or any other authority?

CORRECT ANSWER: NO, INTERVIEWER CANNOT REPORT

DID THE RESPONDENT GIVE THE CORRECT ANSWER?

- 1 YES
- 2 NO

ASK Specification: IF YA1_3=1 AND YOUTHUNDERSTAND_1=1 AND YOUTHUNDERSTAND_2=1.

PROGRAM: IF YA5_2=1 THEN SET YOUTHUNDERSTAND_3=1.

DISPLAY: IF NUMATTEMPTS_3=2 THEN DISPLAY "THIS IS RESPONDENTS SECOND..." IF NUMATTEMPTS_3=3 THEN DISPLAY "THIS IS RESPONDENTS THIRD AND FINAL..."

SAS Variable: YA5_2

Box ID: YABOX_7

IF YOUTHUNDERSTAND_3=1 THEN GO TO YA5_3. IF NUMATTEMPTS_3!=3 AND YOUTHUNDERSTAND_3=0 THEN GO BACK TO YABOX_4. IF NUMATTEMPTS_3=3 AND YOUTHUNDERSTAND_3=0 THEN GO TO YA5_4.

Question ID: YA5_3

Ok, that's good. Is it ok if we keep going?

- 1 YES GO TO YA5_5
- 2 NO GO TO IMS

ASK Specification: IF YA1_3=1 AND YOUTHUNDERSTAND_1=1 AND YOUTHUNDERSTAND_2=1 AND YOUTHUNDERSTAND_3=1.

SAS Variable: YA5_3

Question ID: YA5_4

Those are all the questions I have for you. Unfortunately, you are not eligible for this study but thank you for your time.

- 1 CONTINUE GO TO IMS

ASK Specification: IF YA1_3=1 AND (YOUTHUNDERSTAND_1=0 OR YOUTHUNDERSTAND_2=0 OR YOUTHUNDERSTAND_3=0)

SAS Variable: YA5_4

Question ID: YA5_5

I hope that you'll be willing to take part in this important study. No matter what experiences you have had, your answers will help us understand more about crime for kids your age in America. If you have any questions, please let me know or you can call Westat's toll-free number.

1 CONTINUE

GO TO YA6

ASK Specification: IF YA1_3=1 AND YOUTHUNDERSTAND_1=1 AND YOUTHUNDERSTAND_2=1 AND YOUTHUNDERSTAND_3=1.

SAS Variable: YA5_5

Question ID: YA6

{POINT TO BOTTOM OF PAGE 2 OF THE YOUTH ASSENT FORM}

Do you agree to participate in the interview?

{GIVE THE YOUTH A COPY OF THE ASSENT FORM}

{Please keep this copy of this form for your reference.}

1 YES, CONTINUE INTERVIEW

GO TO YABOX_8

2 NO

GO TO YA7

ASK Specification: IF YA1_3=1 AND YOUTHUNDERSTAND_1=1 AND YOUTHUNDERSTAND_2=1 AND YOUTHUNDERSTAND_3=1.

PROGRAM: IF YA6=1 THEN CONSENTFLAG=1 'YES, CONSENT GIVEN'. IF YA6=2 THEN CONSENTFLAG=0 'NO, CONSENT NOT GIVEN'. RECORD THE CONSENT STATUS IN THE IMS FOR CURRENT YOUTH.

DISPLAY: IF CONSENTMODE=2 THEN DISPLAY "POINT TO BOTTOM...", "GIVE THE YOUTH...", AND "PLEASE KEEP THIS COPY".

GO TO: IF YA6=1 THEN GO TO YABOX_8. IF YA6=2 THEN GO TO YA7.

SAS Variable: YA6, CONSENTFLAG

Box ID: YABOX_8

IF PARENT DIDN'T CONSENT TO RECORDING FOR CURRENT YOUTH (I.E. CONSENTPR=2) THEN START YOUTH INTERVIEW WITHOUT RECORDING AND SET THE 'RECORDING' VARIABLE EQUAL TO '0' (NO, DIDN'T CONSENT TO RECORDING'). OTHERWISE, CONTINUE TO YA6_2.

Question ID: YA6_2

{POINT TO BOTTOM OF PAGE 2 OF THE YOUTH ASSENT FORM}

With your permission, we would like to audio record the interview. The recording will not include your name and only the research team will have access to the recording. We may use answers from you or other participants for research reports, but we do not link names to any answers we use. We also use the recordings for quality control purposes.

Do we have your permission to record the interview for quality control purposes?

- | | | |
|---|-----|-----------------------|
| 1 | YES | GO TO YOUTH INTERVIEW |
| 2 | NO | GO TO YA8 |

ASK Specification: IF YA6=1.

PROGRAM: IF YA6_2=1 THEN RECORDING=1 'YES, CONSENT TO RECORDING'. IF YA6_2=2 THEN RECORDING=0 'NO, DIDN'T CONSENT TO RECORDING'. RECORD THE CONSENT TO RECORD STATUS IN THE IMS FOR CURRENT YOUTH.

DISPLAY: IF CONSENTMODE=2 THEN DISPLAY "POINT TO BOTTOM..."

GO TO: IF YA6_2=1 THEN START YOUTH INTERVIEW. IF YA6_2=2 THEN GO TO YA8.

SAS Variable: YA6_2, RECORDING

Question ID: YA7

I am sorry that you don't wish to participate in the study but thank you for your time.

- | | | |
|---|----------|-----------|
| 1 | CONTINUE | GO TO IMS |
|---|----------|-----------|

ASK Specification: IF YA6=2.

GO TO: END YOUTH ASSENT TASK AND RETURN TO IMS.

SAS Variable: YA7

Question ID: YA8

That's fine. The interview will not be recorded.

- | | | |
|---|----------|-----------------------|
| 1 | CONTINUE | GO TO YOUTH INTERVIEW |
|---|----------|-----------------------|

ASK Specification: IF YA6_2=2.

SAS Variable: YA8

Attachment 11: Pilot test – NCVS interviewer-administered instrument (Condition 1)

CONDITION 1 SPECS BEGIN HERE

(Control Version – Reflects NCVS Specs from Census Bureau)

BNCVS1

BI

ock
BNCVS1

Description: Mobility, Business at Sample Address, Crime Screen Questions,
Vandalism/Hate Crime/Identity Theft Screen Questions

Tab Name: NCVS-1

Fly Over Name:

Universe Type: If

Inherited Universe:

Universe: WEBEC ne 1 and SKIPMID ne 1

Universe Description:

Array:

Block Instructions:

Start_CP

Field

Description: Phone or In Person

Form Pane Label:

SAS Name:

Tag Name:

Inherited Universe:

Universe:

Universe Description:

Question Text: * IS THIS A PHONE INTERVIEW OR IN PERSON?

Answer list: MODE

Value:	Mnemonic:	Description:
1	Telephone	PHONE
2	Personal	IN PERSON

Skip Instructions: IF TELEPHONE INTERVIEW, GO TO MOBILITY
IF PERSONAL INTERVIEW AND CONSENT TO RECORD GIVEN AT CONSENT, GO TO CONFRECORDINTRO
IF PERSONAL INTERVIEW AND NO CONSENT TO RECORD, GO TO MOBILITLY

CONFRECORDINTRO Field

Description: Confirm record intro

Form Pane Label:

SAS Name:

Tag Name:

Inherited Universe:

Universe:

Universe Description: **Previously consented to being recorded**

Question Text: You've consented to participate in this interview as well as to have the interview recorded for quality control purposes. I am going to turn on the recording now and ask you to confirm that permission to record.

Answer List: Enter_1_ To_Continue

Value:	Mnemonic:	Description:
1		Enter 1 to Continue

Skip Instructions: CONFRECORD

Description: Confirm record

Form Pane Label:

SAS Name:

Tag Name:

Inherited Universe:

Universe:

Universe Description: **Previously consented to being recorded**

Question Text:

[START RECORDING. THEN STATE:] Today's date is [STATE LOCAL DATE AND TIME including AM/PM]
. To confirm, you have given your permission to record this interview for quality control purposes. Is that correct?"

Answer list: TYESNO

Value:	Mnemonic:	Description:
1	Yes	Yes
2	No	No

Skip Instructions: If Yes, go to MOBILITY
IF NO, go to NORECORD

NORECORD

Field

Description: R does not want it recorded

Form Pane Label:

SAS Name:

Tag Name:

Inherited Universe:

Universe:

Universe Description:

Question+Text: [STOP RECORDING. THEN STATE:]

That's fine. The interview will not be recorded.

Answer list: MODE

Value:	Mnemonic:	Description:
1		Enter 1 to continue

Skip Instructions: MOBILITY

Block

Mobility
BNCVS1.Mobility

Description: Length of Time at Sample Address

Tab Name: Mobility questions

Fly Over Name:

Universe Type: If

Inherited Universe: WEBEC ne 1 and SKIPMID ne 1

U

nivers
e:

Univer
se
Descri
ption:

Array:

Block Instructions:

TIMEADDRESS

Field

BNCVS1.Mobility.TIMEADDRESS

Description: How long respondent has lived at sample address

Form Pane Label: How long at address

SAS Name:

Tag Name: TIMEADDRESS

Inherited Universe: WEBEC ne 1 and SKIPMID ne 1

Universe: NEXTPERSON eq 1-30 and that line number is a valid respondent (i.e. that line number has a PELIG le 5)

Universe Description: An NCVS eligible household member's line number was entered at NEXTPERSON (12 years of age and older with a PELIG less than or equal to 5).

Question Text: Before we get to the crime questions, I have ^SOME_ONEORTWO questions that are helpful in studying where and why crimes occur.

LAST REPORTED AS: ^LIVEDHERE ^MOYRS

* Ask or verify:

How long ^HAVE_HAS ^YOU_NAME lived at this address?

* Probe: (Just approximately.)

* Enter number of years lived at address.

* Enter 0 for less than a year.

Fills: SOME_ONEORTWO

Instructions: If L_NO eq SUM_HHRESP fill SOME_ONEORTWO with "some"
Else fill SOME_ONEORTWO with "one or two".

Fills: LIVEDHERE

Instructions: If INCSAM = 0 and REPLCE = 1 fill with "Not previously recorded"
If YRATADD eq 0 fill LIVEDHERE with MOATADD
Elseif YRATADD eq 98 fill LIVEDHERE with "Refused"
Elseif YRATADD eq 99 fill LIVEDHERE with "Don't know"
Elseif YRATADD eq 'empty' fill LIVEDHERE with "Not"
Else fill LIVEDHERE with YRATADD

Fills: MOYRS

Instructions: If YRATADD eq 0 fill MOYRS with "month(s)"
Elseif YRATADD eq 'empty' fill MOYRS with "previously recorded"
Else fill MOYRS with "year(s)"

Fills: HAVE_HAS

Instructions: If SELFPROXY eq 2 fill HAVE_HAS with "have"
Else fill HAVE_HAS with "has".

Fills: YOU_NAME

Instructions: If SELFPROXY eq 2 fill YOU_NAME with "you"
Else fill YOU_NAME with ^NAME.

Type: Integer

Length: 2

Min: 0

Max: 96

Don't Know

Refuse

Empty

On Input

On Output

Store Instructions: Store 4 in PELIG
Store CURMON,CURDAY,CURYEAR in INTDATE (mmdyyy)

If TIMEADDRESS in 1..96 store 1 in PER6MONS

Array:

Skip Instructions: If TIMEADDRESS = 13-96 and gt entry of 12-95 in TAGE (age from control card)
goto TIMEADDRESS_CHK
Elseif TIMEADDRESS = 0 goto MONTHSATADDRESS,
Elseif TIMEADDRESS = DK, RF goto TIMEADDRESSPROBE,
Elseif TIMEADDRESS = 01..04 goto TIMESMOVEDIN5YEARS,
Elseif RESPLINE goto BUSINESS
Else goto SQTHEFT

TIMEADDRESS CK

Check

BNCVS1.Mobility.TIMEADDRESS CK

Description: Edit check when timed respondent has resided at current address is greater than the respondent's age.

Inherited Universe: WEBEC ne 1 and SKIPMID ne 1

Universe: TIMEADDRESS > TAGE value of 12-96

Universe Description: Individual respondent reports a number of years living at sample address that is greater than their age

Text: You said you lived at this address ^YRSATADDRESS years but I have ^YOU_NAME listed as ^AGE_NO years old.

[✦ Return to TIMEADDRESS to make a change.](#)

Check Instructions:

Type: Hard

Skip Instructions: TIMEADDRESS

Fills: YRSATADDRESS

Instructions: If TIMEADDRESS eq DK, RF leave YRSATADDRESS blank
Else fill YRSATADDRESS with (entry from) TIMEADDRESS

(do not fill for TIMEADDRESS = DK,RF)

Fills: YOU_NAME

Instructions: If SELFPROXY eq 2 fill YOU_NAME with "you"
Else fill YOU_NAME with ^NAME.

Fills: AGE_NO

Instructions: If AGE eq 0 fill AGE_NO with "less than 1"
Elseif AGE ge 97 fill AGE_NO with "older than 96"
Else fill AGE_NO with the variable AGE

Field

MONTHSATADDRESS

BNCVS1.Mobility.MONTHSATADDRESS

Description: How many months has respondent lived at sample address

Form Pane Label: Months at address

SAS Name:

Tag Name: MONTHSATADDRESS

Inherited Universe: WEBEC ne 1 and SKIPMID ne 1

Universe: TIMEATADDRESS eq 0

Universe Description:

Question Text: [+ Ask or verify:](#)

How many months?

Type: Integer

Length: 2

Min: 1

Max: 11

Don't Know

Refuse

Empty

On Input

On Output

Store Instructions: If TIMEATADDRESS less than 1 store 2 in PER6MONS
Elseif MONTHSATADDRESS eq DK,RF store 3 in PER6MONS
Else store 1 in PER6MONS

Array:

Special Instructions: Valid values are 01-11 and DK (Don't know) and RF (Refused)

Skip Instructions: TIMESMOVEDIN5YEARS

TIMEADDRESSPROBE

Field

BNCVS1.Mobility.TIMEADDRESSPROBE

Description: Probe to determine how long respondent has lived at the sample address

Form Pane Label: How long probe

SAS Name:

Tag Name: TIMEADDRESSPROBE

Inherited Universe: WEBEC ne 1 and SKIPMID ne 1

Universe: TIMEADDRESS = DK,RF

Universe Description:

Question Text: ^HAVE_HAS_C ^YOU_NAME lived here:

[◆ Read appropriate categories.](#)

Fills: HAVE_HAS_C

Instructions: If SELFPROXY eq 2 fill HAVE_HAS_C with "Have"
Else fill HAVE_HAS_C with "Has".

Fills: YOU_NAME

Instructions: If SELFPROXY eq 2 fill YOU_NAME with "you"
Else fill YOU_NAME with ^NAME.

Type: Enumerated

Length: 1

Answer List: Time_At_Address

Value:	Mnemonic:	Description:
1	1	[bold]More than 5 years?[n]
2	2	[bold]Less than 5 years but more than 1 year?[n]
3	3	[bold]Less than 1 year but more than 6 months?[n]
4	4	[bold]Six months or less?[n]
5		Don't know

- Don't Know
- Refuse
- Empty

- On Input
- On Output

Store Instructions: If TIMEADDRESSPROBE eq 1..2 store 1 in PER6MONS (Yes, person in household more than 12 months)
Elseif TIMEADDRESSPROBE eq 3,4 store 2 in PER6MONS (No, person not in household more than 12 months)
Elseif TIMEADDRESSPROBE eq 5 or RF store 3 in PER6MONS (Don't know or refused, if person in household more than 6 months)

Array:

Skip Instructions: If TIMESADDRESSPROBE = 2,3,4,5 goto TIMESMOVEDIN5YEARS,
Else goto SQTHEFT

TIMESMOVEDIN5YEARS

Field

BNCVS1.Mobility.TIMESMOVEDIN5YEARS

Description: How many times has the respondent moved in the last 5 years

Form Pane Label: Times moved in 5 yrs

SAS Name:

Tag Name: TIMESMOVEDIN5YEARS

Inherited Universe: WEBEC ne 1 and SKIPMID ne 1

Universe: TIMEATADDRESS eq 01..04 or\
MONTHSATADDRESS or\
TIMEATADDRESSPROBE eq 2..5

Universe Description: Entries in TIMEATADDRESS or TIMEATADDRESSPROBE eq less than 5 years or
any entry in MONTHSATADDRESS

Question Text: Altogether, how many times ^HAVE_HAS ^YOU_NAME moved in the last 5
years, that is, since ^MOVEDATE1 ^MOVEDATE2?

✦ Enter number of times.

Fills: HAVE_HAS

Instructions: If SELFPROXY eq 2 fill HAVE_HAS with "have"
Else fill HAVE_HAS with "has".

Fills: YOU_NAME

Instructions: If SELFPROXY eq 2 fill YOU_NAME with "you"
Else fill YOU_NAME with ^NAME.

Fills: MOVEDATE1

Instructions: Store curmon_c in MOVEDATE1.

Therefore if today is January 2nd fill MOVEDATE1 with "January"

Fills: MOVEDATE2

Instructions: Fill MOVEDATE2 with (current year - 5)

Type: Integer

Length: 2

Min: 1

Max: 96

- Don't Know
- Refuse
- Empty

- On Input
- On Output

Array:

Skip Instructions: SQTHEFT

NCVS1SEC1INTID

Field

BNCVS1.Mobility.NCVS1SEC1INTID

Description: ID of the FR who completed the NCVS 1, Section 1 block (Mobility)

Form Pane Label:

SAS Name:

Tag Name: ncvs1sec1intid

Inherited Universe: WEBEC ne 1 and SKIPMID ne 1

Universe:

Universe Description:

Question Text:

Type: Classification

Length: 3

- Don't Know
- Refuse
- Empty

- On Input
- On Output

Store Instructions: If ((TIMEATADDRESS eq 05-96 or
TIMEATADDRESSPROBE eq 1,RF or
TIMESMOVEDIN5YEARS eq 01-96,DK,RF) AND NCVS1SEC1INTID is empty)
store INTID in NCVS1SEC1INTID and
store USERID in NCVS1SEC1JBID

Array:

Field

NCVS1SEC1JBID
BNCVS1.Mobility.NCVS1SEC1JBID

Description: James Bond ID of the FR who completed the NCVS 1, Section 1 block (Mobility)

Form Pane Label:

SAS Name:

Tag Name: ncvs1sec1jbid

Inherited Universe: WEBEC ne 1 and SKIPMID ne 1

Universe:

Universe Description:

Question Text:

Type: Classification

Length: 8

- Don't Know
- Refuse
- Empty

- On Input
- On Output

Store Instructions: If ((TIMEATADDRESS eq 05-96 or
TIMEATADDRESSPROBE eq 1,RF or
TIMESMOVEDIN5YEARS eq 01-96,DK,RF) AND NCVS1SEC1JBID is empty)
store JBID in NCVS1SEC1JBID

Array:

Field

NCVS1SEC2INTID
BNCVS1.Business at Sample Address.NCVS1SEC2INTID

Description: ID of the FR who completed the NCVS 1, Section 2 block (Business)

Form Pane Label:

SAS Name:

Tag Name: ncvs1sec2intid

Inherited Universe: WEBEC ne 1 and SKIPMID ne 1

Universe:

Universe Description:

Question Text:

Type: Classification

Length: 3

- Don't Know
- Refuse
- Empty

- On Input
- On Output

Store Instructions: If ((BUSINESS eq 2 or
BUSINESSSIGN eq 1,2) AND NCVS1SEC2INTID is empty)
store INTID in NCVS1SEC2INTID and
store USERID in NCVS1SEC2JBID

Array:

NCVS1SEC2JBID

Field

BNCVS1.Business at Sample Address.NCVS1SEC2JBID

Description: James Bond ID of the FR who completed the NCVS 1, Section 2 block (Business)

Form Pane Label:

SAS Name:

Tag Name: ncvs1sec2jbid

Inherited Universe: WEBEC ne 1 and SKIPMID ne 1

Universe:

Universe Description:

Question Text:

Type: Classification

Length: 8

- Don't Know
- Refuse
- Empty

- On Input
- On Output

Store Instructions: If ((BUSINESS eq 2 or
BUSINESSSIGN eq 1,2) AND NCVS1SEC2JBID is empty)
store USERID in NCVS1SEC2JBID and

Array:

Block

Crime Screen Questions
BNCVS1.Crime Screen Questions

Description: Screen Questions for Household Respondent and Individual Respondents

Tab Name: Crime Screen Questions for HHR and Ind Resp

Fly Over Name:

Universe Type: If

Inherited Universe: WEBEC ne 1 and SKIPMID ne 1

Universe:

Universe Description:

Array:

Block Instructions:

SQTHEFT

Field

BNCVS1.Crime Screen Questions.SQTHEFT

Description: Intro to screener questions/first screener question - was something stolen.

Form Pane Label: Was something stolen

SAS Name:

Tag Name: SQTHEFT

Inherited Universe: WEBEC ne 1 and SKIPMID ne 1

Universe: TIMEADDRESS

Universe Description:

Question Text: I'm going to read some examples that will give you an idea of the kinds of crimes this study covers.

As I go through them, tell me if any of these happened to ^YOU_NAME in the last 12 months, that is, since ^REFPRD1.

Was something belonging to ^YOU_NAMECAP stolen, such as--

✦ [Read each category.](#)

--Things that you carry, like luggage, a wallet, purse, briefcase, book -

--Clothing, jewelry, or cellphone -

--Bicycle or sports equipment -

--Things in your home - like a TV, stereo, or tools -

^THINGSOUTSIDEHOME

^THINGSBELONGTO

--Things from a vehicle, such as a package, groceries, camera, or CDs -

OR

--Did anyone ATTEMPT to steal anything belonging to ^YOU_NAME?

✦ [Ask only if necessary:](#)

(Did any incidents of this type happen to ^YOU_HIM_HER?)

Fills: YOU_NAME

Instructions: If SELFPROXY eq 2 fill YOU_NAME with "you"

Else fill YOU_NAME with ^NAME.

Fills: REFPRD1

Instructions: If INCSAM eq 0 and eq to RESPLINE fill REFPRD1 with LSTHHRINTDATE

Elseif INCSAM eq 0 and LSTINTDATE is empty fill REFPRD1 with (INTPER

minus twelve months) [the first day of the month twelve months ago in the format

month day, year for respondents new to the household]

Elseif INCSAM eq 0 fill REFPRD1 with LSTINTDATE

Elseif INCSAM eq 0 and REPLCE eq 1 fill REFPRD1 with the 1st day of the month 12 months ago (replacement household)

Elseif INCSAM eq 1 fill REFPRD1 with (INTPER minus twelve months) [the first day of the month twelve months ago in the format month day, year for all respondents This fills the beginning date (month, day, year) of the reference period. For example, September 6, 2003. If respondent is the household respondent (for continuing cases) then the beginning of the reference period is the date of last interview for the last household respondent. If this is a continuing case and the respondent is new to the household (LSTINTDATE is empty) the beginning of the reference period is the 1st day of the month twelve months ago. If respondent is an individual respondent (for continuing cases) then the beginning of the reference period is the date of their last interview. However, if respondent was a noninterview 12 months ago, the beginning of the reference period is the 1st day of the month 12 months ago (this is setup when the SCIF is created, so no calculation needed in the instrument). If this is an incoming case, the beginning of the reference period is the 1st day of the month 12 months ago.

Fills: YOU_NAMECAP

Instructions: If SELFPROXY eq 2 fill YOU_NAMECAP with "YOU"

Else fill YOU_NAMECAP with ^NAME.

Fills: THINGSOUTSIDEHOME

Instructions: If RESPLINE (talking to household respondent) fill THINGSOUTSIDEHOME with

-- Things outside your home such as a garden hose or lawn furniture --

Else leave THINGSOUTSIDEHOME blank

Fills: THINGSBELONGTO

Instructions: If RESPLINE (talking to the household respondent) fill THINGSBELONGTO with

-- Things belonging to children in the household --

Else leave THINGSBELONGTO blank

Fills: YOU_HIM_HER

Instructions: If SELFPROXY eq 2 fill YOU_HIM_HER with "you"

Elseif SELFPROXY eq 4 AND SEX eq 1 fill YOU_HIM_HER with "him"

Elseif SELFPROXY eq 4 AND SEX eq 2 fill YOU_HIM_HER with "her"

Elseif SELFPROXY eq 4 AND SEX ne 1 or 2 fill YOU_HIM_HER with ^NAME.

Type: Enumerated

Length: 1

Answer List: TYesNo

Value:	Mnemonic:	Description:
1	Yes	Yes
2	No	No

- Don't Know
- Refuse
- Empty

- On Input
- On Output

Store Instructions: If SQTHEFT = 1 store 1 in INCINDEX

Array:

Skip Instructions: If SQTHEFT = 1 goto SQTHEFTTIMES
Elseif SQTHEFT = 2, DK, RF and RESPLINE goto SQBREAKIN
Else goto SQATTACKWHERE

Field

SQTHEFTTIMES

BNCVS1.Crime Screen Questions.SQTHEFTTIMES

Description: Number of times something was stolen

Form Pane Label: Theft num. of times

SAS Name:

Tag Name: SQTHEFTTIMES

Inherited Universe: WEBEC ne 1 and SKIPMID ne 1

Universe: SQTHEFT = 1

Universe Description:

Question Text: How many times?

Type: Integer

Length: 2

Min: 1

Max: 30

Don't Know

Refuse

Empty

On Input

On Output

Store Instructions: Store SQTHEFTTIMES in SQTHEFTTMS(l_no)

Array:

Skip Instructions: SQTHEFTSPEC

SQTHEFTSPEC

Field

BNCVS1.Crime Screen Questions.SQTHEFTSPEC

Description: Write-in entry to describe what happened during this incident - Theft

Form Pane Label: Theft SQ Specify

SAS Name:

Tag Name: SQTHEFTSPEC

Inherited Universe: WEBEC ne 1 and SKIPMID ne 1

Universe:

Universe Description: SQTHEFT = 1

Question Text: What happened?

[✦ Describe all incidents for this screener below.](#)

Type: String

Length: 100

- Don't Know
- Refuse
- Empty

- On Input
- On Output

Array:

Skip Instructions: If RESPLINE goto SQBREAKIN
Else goto SQATTACKWHERE

Field

SQBREAKIN

BNCVS1.Crime Screen Questions.SQBREAKIN

Description: Did someone break into or attempt to break into respondent's home\
(Household respondent only)

Form Pane Label: Did someone break-in

SAS Name:

Tag Name: SQBREAKIN

Inherited Universe: WEBEC ne 1 and SKIPMID ne 1

Universe: TIMEATADDRESS AND L_NO = SUM_HHRESP

Universe Description:

Question Text: ^HAS_OTHERTHAN anyone --

[*Read each category.](#)

--Broken in or ATTEMPTED to break into ^YOUR_NAME home by forcing a door or window, pushing past someone, jimmying a lock, cutting a screen, or entering through an open door or window?

--Has anyone illegally gotten in or tried to get into a garage, shed, or storage room?

OR

--Illegally gotten in or tried to get into a hotel or motel room or vacation home where ^YOU_NAME were staying?

[*Ask only if necessary:](#)

(Did any incidents of this type happen to ^YOU_HIM_HER?)

Fills: HAS_OTHERTHAN

Instructions: If SQTHEFT or SQBREAKIN or SQMVTHEFT or SQATTACKWHERE eq 1 fill HAS_OTHERTHAN with "Other than any incidents already mentioned, has"
Else fill HAS_OTHERTHAN with "Has".

Fills: YOUR_NAME

Instructions: If SELFPROXY eq 2 fill YOUR_NAME with "your"
Else fill YOUR_NAME with ^NAME.

Fills: YOU_NAME

Instructions: If SELFPROXY eq 2 fill YOU_NAME with "you"
Else fill YOU_NAME with ^NAME.

Fills: YOU_HIM_HER

Instructions: If SELFPROXY eq 2 fill YOU_HIM_HER with "you"

Elseif SELFPROXY eq 4 AND SEX eq 1 fill YOU_HIM_HER with "him"

Elseif SELFPROXY eq 4 AND SEX eq 2 fill YOU_HIM_HER with "her"

Elseif SELFPROXY eq 4 AND SEX ne 1 or 2 fill YOU_HIM_HER with ^NAME.

Type: Enumerated

Length: 1

Answer List: TYesNo

Value:	Mnemonic:	Description:
1	Yes	Yes
2	No	No

- Don't Know
- Refuse
- Empty

- On Input
- On Output

Store Instructions: If SQBREAKIN = 1 store 1 in INCINDEX

Array:

Skip Instructions: If SQBREAKIN = 1 goto SQBREAKINTIMES
Else goto SQTOTALVEHICLES

Field

SQBREAKINTIMES

BNCVS1.Crime Screen Questions.SQBREAKINTIMES

Description: Number of times home/building was broken into\
(Household respondent only)

Form Pane Label: Break-in num. times

SAS Name:

Tag Name: SQBREAKINTIMES

Inherited Universe: WEBEC ne 1 and SKIPMID ne 1

Universe: SQBREAKIN=1

Universe Description:

Question Text: How many times?

Type: Integer

Length: 2

Min: 1

Max: 30

Don't Know

Refuse

Empty

On Input

On Output

Store Instructions: STORE SQBREAKINTIMES IN SQBREAKINTMS(L_no)

Array:

Skip Instructions: SQBREAKINSPEC

SQBREAKINSPEC

Field

BNCVS1.Crime Screen Questions.SQBREAKINSPEC

Description: Write-in entry to describe what happened during this incident - Break-in\
(Household respondent only)

Form Pane Label: Break-in SQ Specify

SAS Name:

Tag Name: SQBREAKINSPEC

Inherited Universe: WEBEC ne 1 and SKIPMID ne 1

Universe: SQBREAKIN = 1

Universe Description:

Question Text: What happened?

[*Describe all incidents for this screener below.](#)

Type: String

Length: 100

- Don't Know
- Refuse
- Empty

- On Input
- On Output

Array:

Skip Instructions: SQTOTALVEHICLES

Field

SQTOTALVEHICLES

BNCVS1.Crime Screen Questions.SQTOTALVEHICLES

Description: Total number of vehicles the household has owned over the last 12 months\
(Household respondent only)

Form Pane Label: Total HH vehicles

SAS Name:

Tag Name: SQTOTALVEHICLES

Inherited Universe: WEBEC ne 1 and SKIPMID ne 1

Universe: SQBREAKIN

Universe Description:

Question Text: What was the TOTAL number of cars, vans, trucks, motorcycles, or other motor vehicles owned by ^YOU_NAME or any other member of ^THIS_THAT_SQ household during the last 12 months? Include those ^YOU_HE_SHE no longer ^OWN_OWNS.

✦ If greater than 4, enter 4.

Fills: YOU_NAME

Instructions: If SELFPROXY eq 2 fill YOU_NAME with "you"
Else fill YOU_NAME with ^NAME.

Fills: THIS_THAT_SQ

Instructions: If SELFPROXY eq 2 fill THIS_THAT with "this"
Else fill THIS_THAT with "that"

Fills: YOU_HE_SHE

Instructions: If SELFPROXY eq 2 fill YOU_HE_SHE with "you"
Elseif SELFPROXY eq 4 AND SEX eq 1 fill YOU_HE_SHE with "he"
Elseif SELFPROXY eq 4 AND SEX eq 2 fill YOU_HE_SHE with "she"
Elseif SELFPROXY eq 4 AND SEX is blank fill YOU_HE_SHE with ^NAME.

Fills: OWN_OWNS

Instructions: If SELFPROXY eq 2 fill OWN_OWNS with "own"
Else fill OWN_OWNS with "owns"

Type: Integer

Length: 1

Min: 0

Max: 4

- Don't Know
- Refuse
- Empty

- On Input
- On Output

Array:

Skip Instructions: If SQTOTALVEHICLES = 0 goto SQATTACKWHERE
Else goto SQMVTHEFT

Field

SQMVTHEFT

BNCVS1.Crime Screen Questions.SQMVTHEFT

Description: Were any of the household's vehicles or auto parts stolen\
(Household respondent only)

Form Pane Label: Motor vehicle theft

SAS Name:

Tag Name: SQMVTHEFT

Inherited Universe: WEBEC ne 1 and SKIPMID ne 1

Universe: SQTOTALVEHICLES = 1, 2, 3, 4, RF

Universe Description:

Question Text: During the last 12 months, ^ALREADYMENTIONED ^WASTHE_WEREANY -

✦ [Read each category.](#)

- Stolen or used without permission?
- Did anyone steal any parts such as a tire, car stereo, hubcap, or battery?
- Did anyone steal any gas from ^IT_THEM_SQ?
OR
- Did anyone ATTEMPT to steal any vehicle or parts attached to
^IT_THEM_SQ?

✦ [Ask only if necessary:](#)

(Did any incidents of this type happen to ^YOU_HIM_HER?)

Fills: ALREADYMENTIONED

Instructions: If SQTHEFT eq 1 or SQBREAKIN eq 1 fill ALREADYMENTIONED with "other than any incident(s) already mentioned, "
Else leave ALREADYMENTIONED blank.

Fills: WASTHE_WEREANY

Instructions: If SQTOTALVEHICLES eq 1 fill WASTHE_WEREANY with "was the vehicle"
Else fill WASTHE_WEREANY with "were any of the vehicles".

Fills: IT_THEM_SQ

Instructions: If SQTOTALVEHICLES eq 1 fill IT_THEM_SQ with "it"
Else fill IT_THEM_SQ with "them".

Fills: YOU_HIM_HER

Instructions: If SELFPROXY eq 2 fill YOU_HIM_HER with "you"

Elseif SELFPROXY eq 4 AND SEX eq 1 fill YOU_HIM_HER with "him"

Elseif SELFPROXY eq 4 AND SEX eq 2 fill YOU_HIM_HER with "her"

Elseif SELFPROXY eq 4 AND SEX ne 1 or 2 fill YOU_HIM_HER with ^NAME.

Type: Enumerated

Length: 1

Answer List: TYesNo

Value:	Mnemonic:	Description:
1	Yes	Yes
2	No	No

- Don't Know
- Refuse
- Empty

- On Input
- On Output

Store Instructions: If SQMVTHEFT = 1 store 1 in INCINDEX

Array:

Skip Instructions: If SQMVTHEFT = 1 goto SQMVTHEFTTIMES

Else goto SQATTACKWHERE

Field

SQMVTHEFTTIMES

BNCVS1.Crime Screen Questions.SQMVTHEFTTIMES

Description: Number of times vehicles or auto parts stolen\
(Household respondent only)

Form Pane Label: MV Theft num. times

SAS Name:

Tag Name: SQMVTHEFTTIMES

Inherited Universe: WEBEC ne 1 and SKIPMID ne 1

Universe: SQMVTHEFT=1

Universe Description:

Question Text: How many times?

Type: Integer

Length: 2

Min: 1

Max: 30

Don't Know

Refuse

Empty

On Input

On Output

Store Instructions: Store SQMVTHEFTTIMES in SQMVTHEFTTMS(L_no)

Array:

Skip Instructions: SQMVTHEFTSPEC

SQMVTHEFTSPEC

Field

BNCVS1.Crime Screen Questions.SQMVTHEFTSPEC

Description: Write-in entry to describe what happened during this incident - Motor Vehicle Theft\
(Household respondent only)

Form Pane Label: MV Theft SQ Specify

SAS Name:

Tag Name: SQMVTHEFTSPEC

Inherited Universe: WEBEC ne 1 and SKIPMID ne 1

Universe: SQMVTHEFTTIMES

Universe Description:

Question Text: What happened?

[✦ Describe all incidents for this screener below.](#)

Type: String

Length: 100

- Don't Know
 Refuse
 Empty

- On Input
 On Output

Array:

Skip Instructions: SQATTACKWHERE

Field

SQATTACKWHERE

BNCVS1.Crime Screen Questions.SQATTACKWHERE

Description: Was the respondent attacked, threatened, or was something stolen from one of these places

Form Pane Label: Attack where

SAS Name:

Tag Name: SQATTACKWHERE

Inherited Universe: WEBEC ne 1 and SKIPMID ne 1

Universe: TIMEADDRESS

Universe Description:

Question Text: ^SINCE_OTHERTHAN ^REFPRD1, ^WERE_WAS ^YOU_NAME attacked or threatened OR did ^YOU_HE_SHE have something stolen from ^YOU_HIM_HER -

[◆ Read each category.](#)

--At home including the porch or yard -

--At or near a friend's, relative's, or neighbor's home -

--At work or school -

--In places such as a storage shed or laundry room, a shopping mall, restaurant, bank, or airport -

--While riding in any vehicle -

--On the street or in a parking lot -

--At such places as a party, theater, gym, picnic area, bowling lanes, or while fishing or hunting -

OR

--Did anyone ATTEMPT to attack or ATTEMPT to steal anything belonging to ^YOU_HIM_HER from any of these places?

[◆ Ask only if necessary:](#)

(Did any incidents of this type happen to ^YOU_NAME?)

Fills: SINCE_OTHERTHAN

Instructions: If SQTHEFT or SQBREAKIN or SQMVTHEFT eq 1 fill SINCE_OTHERTHAN with "Other than any incidents already mentioned, since"
Else fill SINCE_OTHERTHAN with "Since".

Fills: REFPRD1

Instructions: If INCSAM eq 0 and eq to RESPLINE fill REFPRD1 with LSTHHRINTDATE
Elseif INCSAM eq 0 and LSTINTDATE is empty fill REFPRD1 with (INTPER

minus twelve months) [the first day of the month twelve months ago in the format month day, year for respondents new to the household]
Elseif INCSAM eq 0 fill REFPRD1 with LSTINTDATE
Elseif INCSAM eq 0 and REPLCE eq 1 fill REFPRD1 with the 1st day of the month 12 months ago (replacement household)
Elseif INCSAM eq 1 fill REFPRD1 with (INTPER minus twelve months) [the first day of the month twelve months ago in the format month day, year for all respondents This fills the beginning date (month, day, year) of the reference period. For example, September 6, 2003. If respondent is the household respondent (for continuing cases) then the beginning of the reference period is the date of last interview for the last household respondent. If this is a continuing case and the respondent is new to the household (LSTINTDATE is empty) the beginning of the reference period is the 1st day of the month 12 months ago. If respondent is an individual respondent (for continuing cases) then the beginning of the reference period is the date of their last interview. However, if respondent was a noninterview 12 months ago, the beginning of the reference period is the 1st day of the month 12 months ago (this is setup when the SCIF is created, so no calculation needed in the instrument). If this is an incoming case, the beginning of the reference period is the 1st day of the month 12 months ago.

Fills: YOU_NAME

Instructions: If SELFPROXY eq 2 fill YOU_NAME with "you"
Else fill YOU_NAME with ^NAME.

Fills: YOU_HE_SHE

Instructions: If SELFPROXY eq 2 fill YOU_HE_SHE with "you"
Elseif SELFPROXY eq 4 AND SEX eq 1 fill YOU_HE_SHE with "he"
Elseif SELFPROXY eq 4 AND SEX eq 2 fill YOU_HE_SHE with "she"
Elseif SELFPROXY eq 4 AND SEX is blank fill YOU_HE_SHE with ^NAME.

Fills: YOU_HIM_HER

Instructions: If SELFPROXY eq 2 fill YOU_HIM_HER with "you"
Elseif SELFPROXY eq 4 AND SEX eq 1 fill YOU_HIM_HER with "him"
Elseif SELFPROXY eq 4 AND SEX eq 2 fill YOU_HIM_HER with "her"
Elseif SELFPROXY eq 4 AND SEX ne 1 or 2 fill YOU_HIM_HER with ^NAME.

Fills: WERE_WAS

Instructions: If SELFPROXY eq 2 fill WERE_WAS with "were"
Else fill WERE_WAS with "was".

Type: Enumerated

Length: 1

Answer List: TYesNo

Value:	Mnemonic:	Description:
1	Yes	Yes
2	No	No

Don't Know

Refuse

Empty

On Input

On Output

Store Instructions: If SQATTACKWHERE = 1 store 1 in INCINDEX

Array:

Skip Instructions: If SQATTACKWHERE = 1 goto SQATTACKWHERETIMES
Else goto SQATTACKHOW

SQATTACKWHERETIMES

Field

BNCVS1.Crime Screen Questions.SQATTACKWHERETIMES

Description: Number of times attacked, threatened, something stolen from one of these places

Form Pane Label: Attack where num. times

SAS Name:

Tag Name: SQATTACKWHERETIMES

Inherited Universe: WEBEC ne 1 and SKIPMID ne 1

Universe: SQATTACKWHERE=1

Universe Description:

Question Text: How many times?

Type: Integer

Length: 2

Min: 1

Max: 30

Don't Know

Refuse

Empty

On Input

On Output

Store Instructions: Store SQATTACKWHERETIMES in SQATTACKWHERETMS(I_no)

Array:

Skip Instructions: SQATTACKWHERESPEC

Field

SQATTACKWHEREPEC

BNCVS1.Crime Screen Questions.SQATTACKWHEREPEC

Description: Write-in entry to describe what happened during this incident - Attacked where

Form Pane Label: Attack where SQ Specify

SAS Name:

Tag Name: SQATTACKWHEREPEC

Inherited Universe: WEBEC ne 1 and SKIPMID ne 1

Universe: SQATTACKWHERE = 1

Universe Description:

Question Text: What happened?

[Describe all incidents for this screener below.](#)

Type: String

Length: 100

- Don't Know
 Refuse
 Empty

- On Input
 On Output

Array:

Skip Instructions: SQATTACKHOW

SQATTACKHOW

Field

BNCVS1.Crime Screen Questions.SQATTACKHOW

Description: Was the respondent attacked, threatened, or was something stolen in any of these ways

Form Pane Label: Attack how

SAS Name:

Tag Name: SQATTACKHOW

Inherited Universe: WEBEC ne 1 and SKIPMID ne 1

Universe: TIMEADDRESS

Universe Description:

Question Text: ^HAS_OTHERTHAN anyone attacked or threatened ^YOU_NAME in any of these ways --

✦ Exclude telephone threats.

✦ Read each category.

--With any weapon, for instance, a gun or knife -

--With anything like a baseball bat, frying pan, scissors, or stick -

--By something thrown, such as a rock or bottle -

--Include any grabbing, punching, or choking -

--Any rape, attempted rape, or other type of sexual attack -

--Any face to face threats -

OR

--Any attack or threat or use of force by anyone at all? Please mention it even if you are not certain it was a crime.

✦ Ask only if necessary:

(Did any incidents of this type happen to ^YOU_NAME?)

Fills: HAS_OTHERTHAN

Instructions: If SQTHEFT or SQBREAKIN or SQMVTHEFT or SQATTACKWHERE eq 1 fill HAS_OTHERTHAN with "Other than any incidents already mentioned, has"
Else fill HAS_OTHERTHAN with "Has".

Fills: YOU_NAME

Instructions: If SELFPROXY eq 2 fill YOU_NAME with "you"
Else fill YOU_NAME with ^NAME.

Type: Enumerated
Length: 1

Answer List: TYesNo

Value:	Mnemonic:	Description:
1	Yes	Yes
2	No	No

- Don't Know
- Refuse
- Empty

- On Input
- On Output

Store Instructions: If SQATTACKHOW = 1 store 1 in INCINDEX

Array:

Skip Instructions: If SQATTACKHOW = 1 goto SQATTACKHOWTIMES
Else goto SQTHEFTATTACKKNOWNOFF

SQATTACKHOWTIMES

Field

BNCVS1.Crime Screen Questions.SQATTACKHOWTIMES

Description: Number of times attacked or threatened in one of these ways

Form Pane Label: Attack how num. times

SAS Name:

Tag Name: SQATTACKHOWTIMES

Inherited Universe: WEBEC ne 1 and SKIPMID ne 1

Universe: SQATTACKHOW=1

Universe Description:

Question Text: How many times?

Type: Integer

Length: 2

Min: 1

Max: 30

Don't Know

Refuse

Empty

On Input

On Output

Store Instructions: Store SQATTACKHOWTIMES in SQATTACKHOWTMS(I_no)

Array:

Skip Instructions: SQATTACKHOWSPEC

Field

SQATTACKHOWSPEC

BNCVS1.Crime Screen Questions.SQATTACKHOWSPEC

Description: Write-in entry to describe what happened during this incident - Attacked how

Form Pane Label: Attack how SQ Specify

SAS Name:

Tag Name: SQATTACKHOWSPEC

Inherited Universe: WEBEC ne 1 and SKIPMID ne 1

Universe: SQATTACKHOWTIMES

Universe Description:

Question Text: What happened?

[✦ Describe all incidents for this screener below.](#)

Type: String

Length: 100

Don't Know

Refuse

Empty

On Input

On Output

Array:

Skip Instructions: SQTHEFTATTACKKNOWNOFF

SQTHEFTATTACKKNOWNOFF

Field

BNCVS1.Crime Screen Questions.SQTHEFTATTACKKNOWNOFF

Description: Was the respondent attacked, threatened, or was something stolen by someone they know

Form Pane Label: By known off

SAS Name:

Tag Name: SQTHEFTATTACKKNOWNOFF

Inherited Universe: WEBEC ne 1 and SKIPMID ne 1

Universe: TIMEADDRESS

Universe Description:

Question Text: People often don't think of incidents committed by someone they know.

^DID_OTHERTHAN ^YOU_NAME have something stolen from ^YOU_HIM_HER
OR ^WERE_WAS ^YOU_HE_SHE attacked or threatened by --

✦ [Exclude telephone threats.](#)

✦ [Read each category.](#)

--Someone at work or school -

--A neighbor or friend -

--A relative or family member -

--Any other person ^YOU_HE_SHE ^HAVE_HAS met or known?

✦ [Ask only if necessary:](#)

(Did any incidents of this type happen to ^YOU_HIM_HER?)

Fills: DID_OTHERTHAN

Instructions: If SQTHEFT or SQBREAKIN or SQMVTHEFT or SQATTACKWHERE or
SQATTACKHOW eq 1 fill DID_OTHERTHAN with "Other than any incidents
already mentioned, did"
Else fill DID_OTHERTHAN with "Did".

Fills: YOU_NAME

Instructions: If SELFPROXY eq 2 fill YOU_NAME with "you"
Else fill YOU_NAME with ^NAME.

Fills: YOU_HIM_HER

Instructions: If SELFPROXY eq 2 fill YOU_HIM_HER with "you"

Elseif SELFPROXY eq 4 AND SEX eq 1 fill YOU_HIM_HER with "him"
Elseif SELFPROXY eq 4 AND SEX eq 2 fill YOU_HIM_HER with "her"
Elseif SELFPROXY eq 4 AND SEX ne 1 or 2 fill YOU_HIM_HER with ^NAME.

Fills: YOU_HE_SHE

Instructions: If SELFPROXY eq 2 fill YOU_HE_SHE with "you"
Elseif SELFPROXY eq 4 AND SEX eq 1 fill YOU_HE_SHE with "he"
Elseif SELFPROXY eq 4 AND SEX eq 2 fill YOU_HE_SHE with "she"
Elseif SELFPROXY eq 4 AND SEX is blank fill YOU_HE_SHE with ^NAME.

Fills: WERE_WAS

Instructions: If SELFPROXY eq 2 fill WERE_WAS with "were"
Else fill WERE_WAS with "was".

Fills: HAVE_HAS

Instructions: If SELFPROXY eq 2 fill HAVE_HAS with "have"
Else fill HAVE_HAS with "has".

Type: Enumerated

Length: 1

Answer List: TYesNo

Value:	Mnemonic:	Description:
1	Yes	Yes
2	No	No

Don't Know

Refuse

Empty

On Input

On Output

Store Instructions: If SQTHEFTATTACKKNOWNOFF = 1 store 1 in INCINDEX

Array:

Skip Instructions: If SQTHEFTATTACKKNOWNOFF = 1 goto SQTHEFTATTACKKNOWNOFFTIMES
Else goto SQSEXUAL

SQTHEFTATTACKKNOWNOFFTIMES

Field

BNCVS1.Crime Screen Questions.SQTHEFTATTACKKNOWNOFFTIMES

Description: Number of times attacked, threatened, or had something stolen by someone respondent knew

Form Pane Label: By known off num. times

SAS Name:

Tag Name: SQTHEFTATTACKKNOWNOFFTIMES

Inherited Universe: WEBEC ne 1 and SKIPMID ne 1

Universe: SQTHEFTATTACKKNOWNOFF=1

Universe Description:

Question Text: How many times?

Type: Integer

Length: 2

Min: 1

Max: 30

Don't Know

Refuse

Empty

On Input

On Output

Store Instructions: Store SQTHEFTATTACKKNOWNOFFTIMES in
SQTHEFTATTACKKNOWNOFFTMS(L_no)

Array:

Skip Instructions: SQTHEFTATTACKKNOWNOFFSPEC

Field

SQTHEFTATTACKKNOWNOFFSPEC
BNCVS1.Crime Screen Questions.SQTHEFTATTACKKNOWNOFFSPEC

Description: Write-in entry to describe what happened during this incident - By a known offender

Form Pane Label: By known off SQ Specify

SAS Name:

Tag Name: SQTHEFTATTACKKNOWNOFFSPEC

Inherited Universe: WEBEC ne 1 and SKIPMID ne 1

Universe: SQTHEFTATTACKKNOWNOFFTIMES

Universe Description:

Question Text: What happened?

[✦ Describe all incidents for this screener below.](#)

Type: String

Length: 100

- Don't Know
- Refuse
- Empty

- On Input
- On Output

Array:

Skip Instructions: SQSEXUAL

SQSEXUAL

Field

BNCVS1.Crime Screen Questions.SQSEXUAL

Description: Was the respondent forced or coerced to engage in unwanted sexual activity

Form Pane Label: Sexual Assault

SAS Name:

Tag Name: SQSEXUAL

Inherited Universe: WEBEC ne 1 and SKIPMID ne 1

Universe: TIMEADDRESS

Universe Description:

Question Text: Incidents involving forced or unwanted sexual acts are often difficult to talk about. ^HAVE_OTHERTHAN ^YOU_NAME been forced or coerced to engage in unwanted sexual activity by --

✦ [Read each category.](#)

--Someone ^YOU_HE_SHE didn't know -

--A casual acquaintance -

OR

--Someone ^YOU_HE_SHE ^KNOW_KNOWS well?

✦ [Ask only if necessary:](#)

(Did any incidents of this type happen to ^YOU_HIM_HER?)

Fills: HAVE_OTHERTHAN

Instructions: If SQTHEFT or SQBREAKIN or SQMVTHEFT or SQATTACKWHERE or SQATTACKHOW or QTTHEFTATTACKKNOWOFF eq 1 AND SELFPROXY eq 2 fill HAVE_OTHERTHAN with "Other than any incidents already mentioned, have"
If SQTHEFT or SQBREAKIN or SQMVTHEFT or SQATTACKWHERE or SQATTACKHOW or QTTHEFTATTACKKNOWOFF eq 1 AND SELFPROXY eq 4 fill HAVE_OTHERTHAN with "Other than any incidents already mentioned, has"
Elseif SQTHEFT AND SQBREAKIN AND SQMVTHEFT AND SQATTACKWHERE AND SQATTACKHOW AND QTTHEFTATTACKKNOWOFF ne 1 AND SELFPROXY eq 2 fill HAVE_OTHERTHAN with "Have".
Elseif SQTHEFT AND SQBREAKIN AND SQMVTHEFT AND SQATTACKWHERE AND SQATTACKHOW AND QTTHEFTATTACKKNOWOFF ne 1 AND SELFPROXY eq 4 fill HAVE_OTHERTHAN with "Has".

Fills: YOU_NAME

Instructions: If SELFPROXY eq 2 fill YOU_NAME with "you"

Else fill YOU_NAME with ^NAME.

Fills: YOU_HE_SHE

Instructions: If SELFPROXY eq 2 fill YOU_HE_SHE with "you"
Elseif SELFPROXY eq 4 AND SEX eq 1 fill YOU_HE_SHE with "he"
Elseif SELFPROXY eq 4 AND SEX eq 2 fill YOU_HE_SHE with "she"
Elseif SELFPROXY eq 4 AND SEX is blank fill YOU_HE_SHE with ^NAME.

Fills: YOU_HIM_HER

Instructions: If SELFPROXY eq 2 fill YOU_HIM_HER with "you"
Elseif SELFPROXY eq 4 AND SEX eq 1 fill YOU_HIM_HER with "him"
Elseif SELFPROXY eq 4 AND SEX eq 2 fill YOU_HIM_HER with "her"
Elseif SELFPROXY eq 4 AND SEX ne 1 or 2 fill YOU_HIM_HER with ^NAME.

Fills: KNOW_KNOWS

Instructions: If SELFPROXY eq 2 fill KNOW_KNOWS with "know"
Else fill KNOW_KNOWS with "knows".

Type: Enumerated

Length: 1

Answer List: TYesNo

Value:	Mnemonic:	Description:
1	Yes	Yes
2	No	No

Don't Know

Refuse

Empty

On Input

On Output

Store Instructions: If SQSEXUAL = 1 store 1 in INCINDEX

Array:

Skip Instructions: If SQSEXUAL = 1 goto SQSEXUALTIMES
Else goto SQCALLPOLICECRIME

SQSEXUALTIMES

Field

BNCVS1.Crime Screen Questions.SQSEXUALTIMES

Description: Number of times respondent forced or coerced to engage in unwanted sexual activity

Form Pane Label: Sexual assault num. times

SAS Name:

Tag Name: SQSEXUALTIMES

Inherited Universe: WEBEC ne 1 and SKIPMID ne 1

Universe: SQSEXUAL=1

Universe Description:

Question Text: How many times?

Type: Integer

Length: 2

Min: 1

Max: 30

- Don't Know
- Refuse
- Empty

- On Input
- On Output

Store Instructions: Store SQSEXUALTIMES in SQSEXUALTMS(I_no)

Array:

Skip Instructions: SQSEXUALSPEC

Field

SQSEXUALSPEC

BNCVS1.Crime Screen Questions.SQSEXUALSPEC

Description: Write-in entry to describe what happened during this incident - Forced or coerced to engage in unwanted sexual activity

Form Pane Label: Sexual assault Specify

SAS Name:

Tag Name: SQSEXUALSPEC

Inherited Universe: WEBEC ne 1 and SKIPMID ne 1

Universe: SQSEXUALTIMES

Universe Description:

Question Text: What happened?

[✦ Describe all incidents for this screener below.](#)

Type: String

Length: 100

- Don't Know
- Refuse
- Empty

- On Input
- On Output

Array:

Skip Instructions: SQCALLPOLICECRIME

SQCALLPOLICECRIME

Field

BNCVS1.Crime Screen Questions.SQCALLPOLICECRIME

Description: Did respondent call police to report something they thought was a crime

Form Pane Label: Call police

SAS Name:

Tag Name: SQCALLPOLICECRIME

Inherited Universe: WEBEC ne 1 and SKIPMID ne 1

Universe: TIMEATADDRESS

Universe Description:

Question Text: During the last 12 months, ^OTHERTHANALREADY did ^YOU_NAME call the police to report something that happened to ^YOU_HIM_HERCAP which ^YOU_HE_SHE thought was a crime?

Fills: OTHERTHANALREADY

Instructions: If SQTHEFT or SQBREAKIN or SQMVTHEFT or SQATTACKWHERE or SQATTACKHOW or SQTHEFTATTACKKNOWOFF or SQSEXUAL or SQCALLPOLICECRIME eq 1 fill OTHERTHANALREADY with "other than any incident(s) already mentioned, "
Else leave OTHERTHANALREADY blank.

Fills: YOU_NAME

Instructions: If SELFPROXY eq 2 fill YOU_NAME with "you"
Else fill YOU_NAME with ^NAME.

Fills: YOU_HIM_HERCAP

Instructions: If SELFPROXY eq 2 fill YOU_HIM_HERCAP with "YOU"
Elseif SELFPROXY eq 4 AND SEX eq 1 fill YOU_HIM_HERCAP with "HIM"
Elseif SELFPROXY eq 4 AND SEX eq 2 fill YOU_HIM_HERCAP with "HER"
Elseif SELFPROXY eq 4 AND SEX ne 1 or 2 fill YOU_HIM_HERCAP with ^NAME.

Fills: YOU_HE_SHE

Instructions: If SELFPROXY eq 2 fill YOU_HE_SHE with "you"
Elseif SELFPROXY eq 4 AND SEX eq 1 fill YOU_HE_SHE with "he"
Elseif SELFPROXY eq 4 AND SEX eq 2 fill YOU_HE_SHE with "she"
Elseif SELFPROXY eq 4 AND SEX is blank fill YOU_HE_SHE with ^NAME.

Type: Enumerated

Length: 1

Answer List: TYesNo

Value:	Mnemonic:	Description:
1	Yes	Yes
2	No	No

- Don't Know
- Refuse
- Empty

- On Input
- On Output

Array:

Skip Instructions: If SQCALLPOLICECRIME = 1 goto SQCALLPOLICESPEC
Else goto SQNOCALLPOLICECRIME

SQCALLPOLICESPEC

Field

BNCVS1.Crime Screen Questions.SQCALLPOLICESPEC

Description: Write-in entry to describe incident respondent called police for something they thought was a crime

Form Pane Label: Call police Specify

SAS Name:

Tag Name: SQCALLPOLICESPEC

Inherited Universe: WEBEC ne 1 and SKIPMID ne 1

Universe: SQCALLPOLICECRIME = 1

Universe Description:

Question Text: What happened?

[✦ Describe all incidents for this screener below.](#)

Type: String

Length: 100

- Don't Know
 Refuse
 Empty

- On Input
 On Output

Array:

Skip Instructions: SQCALLPOLICEATTACKTHREAT

Field

SQCALLPOLICEATTACKTHREAT

BNCVS1.Crime Screen Questions.SQCALLPOLICEATTACKTHREAT

Description: Was the respondent attacked, threatened, or was something stolen during this incident - called police

Form Pane Label: Call police NCVS crime

SAS Name:

Tag Name: SQCALLPOLICEATTACKTHREAT

Inherited Universe: WEBEC ne 1 and SKIPMID ne 1

Universe: SQCALLPOLICECRIME = 1

Universe Description:

Question Text: [+If not sure ask:](#)

(^WERE_WAS_C ^YOU_NAME attacked or threatened, or was something stolen or an attempt made to steal something that belonged to ^YOU_HIM_HER or another household member?)

Fills: WERE_WAS_C

Instructions: If SELFPROXY eq 2 fill WERE_WAS_C with "Were"
Else fill WERE_WAS_C with "Was".

Fills: YOU_NAME

Instructions: If SELFPROXY eq 2 fill YOU_NAME with "you"
Else fill YOU_NAME with ^NAME.

Fills: YOU_HIM_HER

Instructions: If SELFPROXY eq 2 fill YOU_HIM_HER with "you"
Elseif SELFPROXY eq 4 AND SEX eq 1 fill YOU_HIM_HER with "him"
Elseif SELFPROXY eq 4 AND SEX eq 2 fill YOU_HIM_HER with "her"
Elseif SELFPROXY eq 4 AND SEX ne 1 or 2 fill YOU_HIM_HER with ^NAME.

Type: Enumerated

Length: 1

Answer List: TYesNo

Value:	Mnemonic:	Description:
1	Yes	Yes

2	No	No
---	----	----

- Don't Know
- Refuse
- Empty

- On Input
- On Output

Store Instructions: If SQCALLPOLICEATTACKTHREAT = 1 store 1 in INCINDEX

Array:

Skip Instructions: If SQCALLPOLICEATTACKTHREAT = 1 goto
SQCALLPOLICEATTACKTHREATTIMES
Else goto SQNOCALLPOLICECRIME

Field

SQCALLPOLICEATTACKTHREATTIMES

BNCVS1.Crime Screen Questions.SQCALLPOLICEATTACKTHREATTIMES

Description: Number of times called police because thought it was a crime

Form Pane Label: Call Police num. times

SAS Name:

Tag Name: SQCALLPOLICEATTACKTHREATTIMES

Inherited Universe: WEBEC ne 1 and SKIPMID ne 1

Universe: SQCALLPOLICEATTACKTHREAT = 1

Universe Description:

Question Text: How many times?

Type: Integer

Length: 2

Min: 1

Max: 30

Don't Know

Refuse

Empty

On Input

On Output

Store Instructions: Store SQCALLPOLICEATTACKTHREATTIMES in
SQCALLPOLICEATTACKTHREATTMS(L_no)

Array:

Skip Instructions: SQNOCALLPOLICECRIME

SQNOCALLPOLICECRIME

Field

BNCVS1.Crime Screen Questions.SQNOCALLPOLICECRIME

Description: Respondent did NOT call police even though thought something was a crime

Form Pane Label: Didn't call police

SAS Name:

Tag Name: SQNOCALLPOLICECRIME

Inherited Universe: WEBEC ne 1 and SKIPMID ne 1

Universe: TIMEATADDRESS

Universe Description:

Question Text: During the last 12 months, ^OTHERTHANALREADY did anything which ^YOU_NAME thought was a crime happen to ^YOU_HIM_HERCAP, but ^YOU_HE_SHE did NOT report to the police?

Fills: OTHERTHANALREADY

Instructions: If SQTHEFT or SQBREAKIN or SQMVTHEFT or SQATTACKWHERE or SQATTACKHOW or SQTHEFTATTACKKNOWOFF or SQSEXUAL or SQCALLPOLICECRIME eq 1 fill OTHERTHANALREADY with "other than any incident(s) already mentioned, "
Else leave OTHERTHANALREADY blank.

Fills: YOU_NAME

Instructions: If SELFPROXY eq 2 fill YOU_NAME with "you"
Else fill YOU_NAME with ^NAME.

Fills: YOU_HIM_HERCAP

Instructions: If SELFPROXY eq 2 fill YOU_HIM_HERCAP with "YOU"
Elseif SELFPROXY eq 4 AND SEX eq 1 fill YOU_HIM_HERCAP with "HIM"
Elseif SELFPROXY eq 4 AND SEX eq 2 fill YOU_HIM_HERCAP with "HER"
Elseif SELFPROXY eq 4 AND SEX ne 1 or 2 fill YOU_HIM_HERCAP with ^NAME.

Fills: YOU_HE_SHE

Instructions: If SELFPROXY eq 2 fill YOU_HE_SHE with "you"
Elseif SELFPROXY eq 4 AND SEX eq 1 fill YOU_HE_SHE with "he"
Elseif SELFPROXY eq 4 AND SEX eq 2 fill YOU_HE_SHE with "she"
Elseif SELFPROXY eq 4 AND SEX is blank fill YOU_HE_SHE with ^NAME.

Type: Enumerated

Length: 1

Answer List: TYesNo

Value:	Mnemonic:	Description:
1	Yes	Yes
2	No	No

- Don't Know
- Refuse
- Empty

- On Input
- On Output

Array:

Skip Instructions: If SQNOCALLPOLICECRIME = 1 goto SQNOCALLPOLICECRIMESPEC
Elseif RESPLINE goto IDENTITYTHEFTINTRO1
Else goto PRESENTFORSQS

SQNOCALLPOLICESPEC

Field

BNCVS1.Crime Screen Questions.SQNOCALLPOLICESPEC

Description: Write-in entry to describe incident respondent did not call police for something they thought was a crime

Form Pane Label: Police not called Specify

SAS Name:

Tag Name: SQNOCALLPOLICESPEC

Inherited Universe: WEBEC ne 1 and SKIPMID ne 1

Universe: SQNOCALLPOLICE = 1

Universe Description:

Question Text: What happened?

[✦ Describe all incidents for this screener below.](#)

Type: String

Length: 100

- Don't Know
 Refuse
 Empty

- On Input
 On Output

Array:

Skip Instructions: SQNOCALLPOLICEATTACKTHREAT

Field

SQNOCALLPOLICEATTACKTHREAT

BNCVS1.Crime Screen Questions.SQNOCALLPOLICEATTACKTHREAT

Description: Was the respondent attacked, threatened, or was something stolen during this incident - police not called

Form Pane Label: Police not called NCVS crime

SAS Name:

Tag Name: SQNOCALLPOLICEATTACKTHREAT

Inherited Universe: WEBEC ne 1 and SKIPMID ne 1

Universe: SQNOCALLPOLICE = 1

Universe Description:

Question Text: [+If not sure ask:](#)

^WERE_WAS_C ^YOU_NAME attacked or threatened, or was something stolen or an attempt made to steal something that belonged to **^YOU_HIM_HER** or another household member?

Fills: WERE_WAS_C

Instructions: If SELFPROXY eq 2 fill WERE_WAS_C with "Were"
Else fill WERE_WAS_C with "Was".

Fills: YOU_NAME

Instructions: If SELFPROXY eq 2 fill YOU_NAME with "you"
Else fill YOU_NAME with ^NAME.

Fills: YOU_HIM_HER

Instructions: If SELFPROXY eq 2 fill YOU_HIM_HER with "you"
Elseif SELFPROXY eq 4 AND SEX eq 1 fill YOU_HIM_HER with "him"
Elseif SELFPROXY eq 4 AND SEX eq 2 fill YOU_HIM_HER with "her"
Elseif SELFPROXY eq 4 AND SEX ne 1 or 2 fill YOU_HIM_HER with ^NAME.

Type: Enumerated

Length: 1

Answer List: TYesNo

Value:	Mnemonic:	Description:
1	Yes	Yes

2	No	No
---	----	----

- Don't Know
- Refuse
- Empty

- On Input
- On Output

Store Instructions: If SQNOCALLPOLICEATTACKTHREAT = 1 store 1 in INCINDEX

Array:

Skip Instructions: If SQNOCALLPOLICEATTACKTHREAT = 1 goto
SQNOCALLPOLICEATTACKTHREATTIMES
Elseif RESPLINE goto IDENTITYTHEFTINTRO1
Else goto PRESENTFORSQS

Field

SQNOCALLPOLICEATTACKTHREATTIMES

BNCVS1.Crime Screen Questions.SQNOCALLPOLICEATTACKTHREATTIMES

Description: Number of times police not called even though thought it was a crime

Form Pane Label: Police not called num. times

SAS Name:

Tag Name: SQNOCALLPOLICEATTACKTHREATTIMES

Inherited Universe: WEBEC ne 1 and SKIPMID ne 1

Universe: SQNOCALLPOLICEATTACKTHREAT = 1

Universe Description:

Question Text: How many times?

Type: Integer

Length: 2

Min: 1

Max: 30

Don't Know

Refuse

Empty

On Input

On Output

Store Instructions: Store SQNOCALLPOLICEATTACKTHREATTIMES in
SQNOCALLPOLICEATTACKTHREATTMS(I_no)

Array:

Skip Instructions: If RESPLINE goto IDENTITYTHEFTINTRO1
Else goto PRESENTFORSQS

NCVS1SEC3INTID

Field

BNCVS1.Crime Screen Questions.NCVS1SEC3INTID

Description: ID of the FR who completed the NCVS 1, Section 3 block (ScreenerQuestions)

Form Pane Label:

SAS Name:

Tag Name: ncvs1sec3intid

Inherited Universe: WEBEC ne 1 and SKIPMID ne 1

Universe:

Universe Description:

Question Text:

Type: Classification

Length: 3

- Don't Know
- Refuse
- Empty

- On Input
- On Output

Store Instructions: If ((SQNOCALLPOLICECRIME eq 2,RF or
SQNOCALLPOLICEATTACKTHREAT eq 2,RF or
SQNOCALLPOLCIEATTACKTHREATTIMES eq 1-30,RF) AND NCVS1SEC3INTID is
empty)
store INTID in NCVS1SEC3INTID and
store USERID in NCVS1SEC3JBID

Array:

Field

NCVS1SEC3JBID

BNCVS1.Crime Screen Questions.NCVS1SEC3JBID

Description: james bond ID of the FR who completed the NCVS 1, Section 3 block
(ScreenerQuestions)

Form Pane Label:

SAS Name:

Tag Name: ncvs1sec3jbid

Inherited Universe: WEBEC ne 1 and SKIPMID ne 1

Universe:

Universe Description:

Question Text:

Type: Classification

Length: 8

- Don't Know
- Refuse
- Empty

- On Input
- On Output

Store Instructions: If ((SQNOCALLPOLICECRIME eq 2,RF or
SQNOCALLPOLICEATTACKTHREAT eq 2,RF or
SQNOCALLPOLCIEATTACKTHREATTIMES eq 1-30,RF) AND NCVS1SEC3JBID is
empty)
store USERID in NCVS1SEC3JBID

Array:

Screener Checks

Block

BNCVS1.Screener Checks

Description: Questions about who was present (and whether help in answering was provided) when screen questions were asked

Tab Name: Proxy and Incident checks

Fly Over Name:

Universe Type: If

Inherited Universe: WEBEC ne 1 and SKIPMID ne 1

Universe:

Universe Description:

Array:

Block Instructions:

Field

PRESENTFORSQS

BNCVS1.Screener Checks.PRESENTFORSQS

Description: Who was present during the interview

Form Pane Label: Who present during int.

SAS Name:

Tag Name: PRESENTFORSQS

Inherited Universe: WEBEC ne 1 and SKIPMID ne 1

Universe: MODE eq 0 and START_CP eq 1-3 or\
 MODE eq 1

Universe Description: All persons whether interviewed via CAPI or CATI after the respondent has completed the screener questions

Question Text: ♦ Who besides the respondent was present when the screen questions were asked?

♦ If telephone interview mark box 11.

Type: Set

Max Number of Values:

Length: 1

Answer List: Who_Present_For_Screeners

Value:	Mnemonic:	Description:
11	Phone	Telephone (Field telephone or CATI)
12	No one else	No one besides respondent present
13	Spouse	Respondent's spouse
14	HHLd member 12+Household member(s) 12+, not spouse	
15	HHLd member <12Household member(s) under 12	
16	Nonhhld member Nonhousehold member(s)	
17	Someone-not sure if someone was present - Can't say who	
18	Don't know	Don't know if someone else present

- Don't Know
- Refuse
- Empty

- On Input
- On Output

Array:

Skip Instructions: If (MODE eq 1 or (MODE eq 0 and START_CP eq 1)) and PRESENTFORSQS ne 11
goto PRESENTFORSQS_CHK
Elseif MODE eq 0 and START_CP eq 2,3 and PRESENTFORSQS eq 11 goto
PRESENTFORSQS_CHK
Elseif PRESENTFORSQS eq 11 and INCINDEX eq 1 goto INC_REPORTS
Elseif PRESENTFORSQS eq 11 goto NO_CRIMES
Elseif (MODE eq 0 and START_CP eq 2,3) and PRESENTFORSQS in (12..18) and
SELFPROXY eq 4 goto PROXYHELP
Elseif SELFPROXY eq 4 and INCINDEX eq 1 goto INC_REPORTS [#no longer valid,
this was for CATI proxies]
Elseif SELFPROXY eq 4 goto NO_CRIMES [# no longer valid, this was for CATI
proxies]
Elseif PRESENTFORSQS in (12..18) and SELFPROXY eq 2 and INCINDEX eq 1
goto INC_REPORTS
Else goto NO_CRIMES

Check

PRESENTFORSQS_CK

BNCVS1.Screener Checks.PRESENTFORSQS_CK

Description: Hard edit check to ensure that PRESENTFORSQS is marked 11 (Telephone) for a CATI case or a CAPI case where telephone was selected on the START_CP screen and to ensure that PRESENTFORSQS is not marked 11 for a CAPI personal visit case.

Inherited Universe: WEBEC ne 1 and SKIPMID ne 1

Universe: (MODE eq 1 or (MODE eq 0 and START_CP eq 1)) and PRESENTFORSQS ne 11
OR\
MODE eq 0 and START_CP eq 2,3 and PRESENTFORSQS eq 11

Universe Description:

Text: If (MODE eq 1 or (MODE eq 0 and START_CP eq 1)) and PRESENTFORSQS ne 11 display:

* Invalid entry. This is a telephone interview so you must select box 11 in PRESENTFORSQS.

Elseif MODE eq 0 and START_CP eq 2,3 and PRESENTFORSQS eq 11 display:

* Invalid entry. This is a personal interview so you can not select box 11 in PRESENTFORSQS.

Check Instructions:

Type: Hard

Skip Instructions: PRESENTFORSQS

PROXYHELP

Field

BNCVS1.Screener Checks.PROXYHELP

Description: Did the proxy person help the proxy respondent answer any screen questions

Form Pane Label: Was proxy resp. helped

SAS Name:

Tag Name: PROXYHELP

Inherited Universe: WEBEC ne 1 and SKIPMID ne 1

Universe: PRESENTFORSQS in (12..18) AND SELFPROXY eq 4

Universe Description: Only for personal visit interviews where a proxy interview is taken.

Question Text: + Did the person for whom this interview was taken help the proxy respondent answer any screen questions?

Type: Enumerated

Length: 1

Answer List: Yes_No_Proxy_Not_Present

Value:	Mnemonic:	Description:
1		Yes
2		No
3		Person for whom interview taken not present

- Don't Know
- Refuse
- Empty

- On Input
- On Output

Array:

Skip Instructions: If INCINDEX eq 1 goto INC_REPORTS
Else goto NO_CRIMES

Field

NCVS1SEC5INTID
BNCVS1.Screener Checks.NCVS1SEC5INTID

Description: ID of the FR who completed the NCVS 1, Section 5 block (ScreenerChecks)

Form Pane Label:

SAS Name:

Tag Name: ncvs1sec5intid

Inherited Universe: WEBEC ne 1 and SKIPMID ne 1

Universe:

Universe Description:

Question Text:

Type: Classification

Length: 3

- Don't Know
- Refuse
- Empty

- On Input
- On Output

Store Instructions: If ((PRESENTFORQS in (11..18)) AND NCVS1SEC5INTID is empty)
store INTID in NCVS1SEC5INTID and
store USERID in NCVS1SEC5JBID

Array:

NCVS1SEC5JBID

Field

BNCVS1.Screener Checks.NCVS1SEC5JBID

Description: James Bond ID of the FR who completed the NCVS 1, Section 5 block
(ScreenerChecks)

Form Pane Label:

SAS Name:

Tag Name: ncv1sec5jbid

Inherited Universe: WEBEC ne 1 and SKIPMID ne 1

Universe:

Universe Description:

Question Text:

Type: Classification

Length: 8

- Don't Know
- Refuse
- Empty

- On Input
- On Output

Store Instructions: If ((PRESENTFORQS in (11..18)) AND NCVS1SEC5JBID is empty)
store USERID in NCVS1SEC5JBID

Array:

Block

Setup of Incident Roster
Setup of Incident Roster

Description: Crimes/No Crimes

Tab Name: Screens for summarizing the outcome of screen question responses (1 or more crimes/no crimes)

Fly Over Name:

Universe Type: If

Inherited Universe:

Universe: WEBEC ne 1 and SKIPMID ne 1

Universe Description:

Array:

Block Instructions:

NO_CRIMES

Field

Setup of Incident Roster.NO_CRIMES

Description: Screen that displays message that the current respondent did not report any crimes

Form Pane Label: No crimes reported

SAS Name:

Tag Name: NO_CRIMES

Inherited Universe: WEBEC ne 1 and SKIPMID ne 1

Universe: SQNOCALLPOLICEATTACKTHREAT and INCINDEX ne 1

Universe Description: All respondents where INCINDEX ne 1 (no incidents reported in screen questions)

Question Text: [+ No incident reports needed for: ^NAME](#)

Fills: NAME

Instructions: Fill NAME with the variable NAME (combines FNAME<>LNAME).

Type: Enumerated

Length: 1

Answer List: Enter_1_ To_Continue

Value:	Mnemonic:	Description:
1		Enter 1 to Continue

- Don't Know
- Refuse
- Empty

- On Input
- On Output

Store Instructions: If AGER eq 2,3 store 2 in LOCKTOP and 6 in PELIG

Elseif AGER ge 4 store 1 in LOCKTOP #--> This will change when SETPELIG6 used to "Store 1 in LOCKTOP" for all persons regardless of AGER.# [SETPELIG6 not implemented]

If START_CP eq 1 store 1 in PPHONEPV

Elseif START_CP eq 2,3 store 2 in PPHONEPV

Array:

Special Instructions: #All of the store instructions will need to be removed/commented out if we implement

the specs in SETPELIG6 since we will only be setting done NCVS interviews in one location now.#

Skip Instructions: If AGER ge 4 goto JOBLASTWEEK
Elseif no one else with PELIG It 6 goto back and the 'Thank You' screens
Else goto NEXTPERSON #/ SETPELIG6#

INC_REPORTS

Field

Setup of Incident Roster.INC_REPORTS

Description: Screen that displays message that the current respondent reported crimes

Form Pane Label: Crimes

SAS Name:

Tag Name: INC_REPORTS

Inherited Universe: WEBEC ne 1 and SKIPMID ne 1

Universe: SQNOCALLPOLICEATTACKTHREAT and INCINDEX eq 1

Universe Description: All respondents where INCINDEX eq 1 (respondent reported one or more incidents in the screen questions)

Question Text: [+ End of Screening Items](#)

[+ Total of ^TOTALINCIDENTS incident\(s\)
AND
^TOTALREFUSED refusals were reported in "How many times?"](#)

Fills: TOTALINCIDENTS

Instructions: Fill TOTALINCIDENTS with TOTALINC

Fills: TOTALREFUSED

Instructions: Fill TOTALREFUSED with TOTREFUSE

Type: Enumerated

Length: 1

Answer List: Enter_1_ To_Continue

Value:	Mnemonic:	Description:
1		Enter 1 to Continue

- Don't Know
- Refuse
- Empty

- On Input
- On Output

Store Instructions: Store 1 in LOCKTOP

```
If SQTHEFTTIMES eq RF add 1 to RFINDEX
Elseif SQTHEFTTIMES ne empty or RF store SQTHEFTTIMES in tabindex(<1>)
If SQBREAKINTIMES eq RF add 1 to RFINDEX
Elseif SQBREAKINTIMES ne empty or RF store SQBREAKINTIMES in tabindex(<2>)
If SQMVTHEFTTIMES eq RF add 1 to RFINDEX
Elseif SQMVTHEFTTIMES ne empty or RF store SQMVTHEFTTIMES in
tabindex(<3>)
If SQATTACKWHEREETIMES eq RF add 1 to RFINDEX
Elseif SQATTACKWHEREETIMES ne empty or RF store SQATTACKWHEREETIMES
in tabindex(<4>)
If SQATTACKHOWTIMES eq RF add 1 to RFINDEX
Elseif SQATTACKHOWTIMES ne empty or RF store SQATTACKHOWTIMES in
tabindex(<5>)
If SQATTACKKNOWNOFFTIMES eq RF add 1 to RFINDEX
Elseif SQTHEFTATTACKKNOWNOFFTIMES ne empty or RF store
SQTHEFTATTACKKNOWNOFFTIMES in tabindex(<6>)
If SQSEXUALTIMES eq RF add 1 to RFINDEX
Elseif SQSEXUALTIMES ne empty or RF store SQSEXUALTIMES in tabindex(<7>)
If SQCALLPOLICEATTACKTHREATTIMES eq RF add 1 to RFINDEX
Elseif SQCALLPOLICEATTACKTHREATTIMES ne empty or RF store
SQCALLPOLICEATTACKTHREATTIMES in tabindex(<8>)
If SQNOCALLPOLICEATTACKTHREATTIMES eq RF add 1 to RFINDEX
Elseif SQNOCALLPOLICEATTACKTHREATTIMES ne empty or RF store
SQNOCALLPOLICEATTACKTHREATTIMES in tabindex(<9>)
If SQVANDOTHERCRIMETIMES eq RF add 1 to RFINDEX
Elseif SQVANDOTHERCRIMETIMES ne empty or RF store
SQVANDOTHERCRIMETIMES in tabindex(<10>)
```

```
Store 0 in ZINDEX6
Loop for INDEX_PER from 1 to MAXPER
Add tabindex(INDEX_PER) to ZINDEX6
Loop end INDEX_PER
Store ZINDEX6 in TOTALINC
Store RFINDEX in TOTREFUSE
```

Array:

Special Instructions: Starting in July 2008 the following should be removed from the store instructions at Item INC_REPORTS:

```
"If SQVANDOTHERCRIMETIMES eq RF add 1 to RFINDEX
Elseif SQVANDOTHERCRIMETIMES ne empty or RF store
SQVANDOTHERCRIMETIMES in tabindex(<10>)"
```

Skip Instructions: INCIDENTINTRO

BNCVS2

Block
BNCVS2

Description: Details of Incidents

Tab Name: NCVS-2

Fly Over Name:

Universe Type: lf

Inherited Universe:

Universe: INCINDEX ge 1 and SKIPMID ne 1

Universe Description:

Array:

Block Instructions:

LOC_PRESENCE
BNCVS2.LOC_PRESENCE

Block

Description: When/Where Incident Occurred, Presence

Tab Name: When/Where Incident Occurred, Presence

Fly Over Name:

Universe Type: If

Inherited Universe: INCINDEX ge 1 and SKIPMID ne 1

Universe:

Universe Description:

Array:

Block Instructions:

Field

INCIDENTINTRO
BNCVS2.LOC_PRESENCE.INCIDENTINTRO

Description: Introduction to the crime incident report section for this particular incident\

Form Pane Label: Intro

SAS Name:

Tag Name: INCIDENTINTRO

Inherited Universe: INCINDEX ge 1 and SKIPMID ne 1

Universe: INC_REPORTS and first incident for this respondent;\ SUMMARY and there are still incident reports to fill out

Universe Description: (INC_REPORTS) Screen that displays the number of incidents reported by respondent- similar to a gateway from the screener section; \ (SUMMARY) if multiple incidents were reported the summary screen skips to this screen for each remaining incident

Question Text: + Starting the ^FIRSTNEXT incident report

+ ***Do not F10 from this screen***

You said before that during the last 12 months:

^SCREENERNOTE

^SUM_WHYADDINC

+ Frequency:

^NUMBRINC time(s)

+ ***Do not F10 from this screen***

Fills: FIRSTNEXT

Instructions: If I_PLN eq 1 fill FIRSTNEXT with "first" Else fill FIRSTNEXT with "next".

Fills: SCREENERNOTE

Instructions: Fill SCREENERNOTE with the entry from the what happened screen question that triggered this incident. For example, if SQTHEFT is the screener question that is the basis of the current incident, then fill SCREENERNOTE with the entry from SQTHEFTSPEC.

06/06/07 --> If the number of times (SQTHEFTTIMES. for example) is 2 or more

then each incident attached to the same screener should have the same SCREENERNOTES display. This comes into play in the Editing/Coding instrument screens INCROSTER_EC and DELINCROSTER_EC

The fill SCREENERNOTE should be based on the entry in the following fields (SQTHEFTSPEC or SQBREAKINSPEC or SQMVTHEFTSPEC or SQATTACKWHERE SPEC or SQATTACKHOWSPEC or SQTHEFTATTACKKNOWNOFFSPEC or SQSEXUALSPEC or SQCALLPOLICESPEC or SQNOCALLPOLICESPEC or SQVANDOTHERCRIMESPEC)

[FOR EACH REPORTED INCIDENT]

If SQTHEFT eq 1 fill SCREENERNOTE with value in SQTHEFTSPEC in
Elseif SQBREAKIN eq 1 fill SCREENERNOTE with value in SQBREAINSPEC
Elseif SQMVTHEFT eq 1 fill SCREENERNOTE with value in SQMVTHEFTSPEC
Elseif SQATTACKWHERE eq 1 fill SCREENERNOTE with value in
SQATTACKWHERE SPEC
Elseif SQATTACKHOW eq 1 fill SCREENERNOTE with value in
SQATTACKHOWSPEC
Elseif SQTHEFTATTACKKNOWNOFF eq 1 fill SCREENERNOTE with value in
SQTHEFTATTACKKNOWNOFFSPEC
Elsif SQSEXUAL eq 1 fill SCREENERNOTE with value in SQSEXUALSPEC
Elseif SQCALLPOLICEATTACKTHREAT eq 1 fill SCREENERNOTE with value in
SQCALLPOLICESPEC
Elseif SQNOCALLPOLICEATTACKTHREAT eq 1 fill SCREENERNOTE with value
in SQNOCALLPOLICESPEC
Elsif SQVANDOTHERCRIME eq 1 fill SCREENERNOTE with value in
SQVANDOTHERCRIMESPEC

06/06/07 --> Added the last fill statement referencing vandalism variables (SQVANDOTHERCRIME, SQVANDOTHERCRIMESPEC) that can initiate a crime report because they were originally left out of the specs. The SCREENERNOTE does get filled with the value in SQVANDOTHERCRIMESPEC (verified in v14.03). Therefore I did not submit a change request since it was only a spec update. - CDS

Fills: SUM_WHYADDINC

Instructions: If INCIDENTTOADD eq 1 fill SUM_WHYADDINC with INCIDENTTOADDWHY Else leave SUM_WHYADDINC blank.

Fills: NUMBRINC

Instructions: Fill NUMBRINC with number of incidents reported in the screener (i.e. SQTHEFTTIMES, or SQBREAKINTIMES, or SQMVTHEFTTIMES, or SQATTACKWHERE TIMES, or SQATTACKHOWTIMES, or SQTHEFTATTACKKNOWNOFFTIMES, or SQSEXUALTIMES, or

**SQCALLPOLICEATTACKTHREATTIMES, or
SQNOCALLPOLICEATTACKTHREATTIMES).**

Type: Enumerated
Length: 1

Answer List: Enter_1_ To_Continue

Value:	Mnemonic:	Description:
1		Enter 1 to Continue

- Don't Know
- Refuse
- Empty

- On Input
- On Output

Array:

Special Instructions: This ITEM is an Editing/Coding instrument item.

Skip Instructions: If PER6MONS eq 1 goto INCIDENTDATE
Else goto INCIDENTADDRESS

INCIDENTADDRESS

Field

BNCVS2.LOC_PRESENCE.INCIDENTADDRESS

Description: Did incident happen while living at sample address\

Form Pane Label: Living here

SAS Name:

Tag Name: INCIDENTADDRESS

Inherited Universe: INCINDEX ge 1 and SKIPMID ne 1

Universe: INCIDENTINTRO and PER6MONS eq 2, 3

Universe Description:

Question Text:

Asking about: ^RESPABOUT

Did [this/the first] incident happen while ^YOU_HE_SHE
^WERE_WAS living here or before ^YOU_HE_SHE moved to this
address?

Fills: RESPABOUT

Instructions: Fill RESPABOUT with the variable CURRENTRESPNAME

Fills: YOU_HE_SHE

Instructions: If SELFPROXY eq 2 fill YOU_HE_SHE with "you"

Elseif SELFPROXY eq 4 AND SEX eq 1 fill YOU_HE_SHE with "he"

Elseif SELFPROXY eq 4 AND SEX eq 2 fill YOU_HE_SHE with "she"

Elseif SELFPROXY eq 4 AND SEX is blank fill YOU_HE_SHE with ^NAME.

Fills: WERE_WAS

Instructions: If SELFPROXY eq 2 fill WERE_WAS with
"were" Else fill WERE_WAS with "was".

Type: Enumerated

Length: 1

Answer List: Which_Address

Value:	Mnemonic:	Description:
1.	While living at this address	
2.	Before moving to this address	

- Don't Know
- Refuse
- Empty

- On Input
- On Output

Array:

Special Instructions: This ITEM is an Editing/Coding instrument item.

Skip Instructions: INCIDENTDATE

INCIDENTDATE

Field

BNCVS2.LOC_PRESENCE.INCIDENTDATE

Description: Month in which incident happened

Form Pane Label: Incident Month

SAS Name:

Tag Name: INCIDENTDATE

Inherited Universe: INCINDEX ge 1 and SKIPMID ne 1

Universe: INCIDENTINTRO and PER6MONS eq 1 or \
INCIDENTADDRESS or \
INCIDENTDATE_CHK and "go to" pressed in INCIDENTDATE_CHK or\
INCIDENTDATEPROBE eq 1

Universe Description:

Question Text: + Reference period: ^BEGREFMO ^BEGREFYR through ^ENDREFMO
^ENDREFYR

In what month did [this/the first] incident happen?

+ Encourage respondent to give exact month.

Fills: BEGREFMO

Instructions: Fills the month of the start of the reference period.

If CURMON eq 01 fill BEGREFMO with "January"
Else if CURMON eq 02 fill BEGREFMO with "February"
Else if CURMON eq 03 fill BEGREFMO with "March"
Else if CURMON eq 04 fill BEGREFMO with "April"
Else if CURMON eq 05 fill BEGREFMO with "May"
Else if CURMON eq 06 fill BEGREFMO with "June"
Else if CURMON eq 07 fill BEGREFMO with "July"
Else if CURMON eq 08 fill BEGREFMO with "August"
Else if CURMON eq 09 fill BEGREFMO with "September"
Else if CURMON eq 10 fill BEGREFMO with "October"
Else if CURMON eq 11 fill BEGREFMO with
"November"
Else if CURMON eq 12 fill BEGREFMO with
"December"

Fills: BEGREFYR

Instructions: Fill the year that the reference period began.

If CURMON eq 01 fill BEGREFYR with (CURYEAR - 1)
Else if CURMON eq 02 fill BEGREFYR with (CURYEAR - 1)
Else if CURMON eq 03 fill BEGREFYR with (CURYEAR - 1)
Else if CURMON eq 04 fill BEGREFYR with (CURYEAR - 1)
Else if CURMON eq 05 fill BEGREFYR with (CURYEAR - 1)
Else if CURMON eq 06 fill BEGREFYR with (CURYEAR - 1)
Else if CURMON eq 07 fill BEGREFYR with (CURYEAR - 1)
Else if CURMON eq 08 fill BEGREFYR with (CURYEAR - 1)
Else if CURMON eq 09 fill BEGREFYR with (CURYEAR - 1)
Else if CURMON eq 10 fill BEGREFYR with (CURYEAR - 1)
Else if CURMON eq 11 fill BEGREFYR with (CURYEAR - 1)
Else if CURMON eq 12 fill BEGREFYR with (CURYEAR - 1)

Fills: ENDREFMO

Instructions: Fill the month at the end of the reference period.

If CURMON eq 01 and CURDAY ge 2 fill ENDREFMO with "January"
Else fill ENDREFMO with "December"
If CURMON eq 02 and CURDAY ge 2 fill ENDREFMO with "February"
Else fill ENDREFMO with "January"
If CURMON eq 03 and CURDAY ge 2 fill ENDREFMO with "March"
Else fill ENDREFMO with "February"
If CURMON eq 04 and CURDAY ge 2 fill ENDREFMO with "April"
Else fill ENDREFMO with "March"
If CURMON eq 05 and CURDAY ge 2 fill ENDREFMO with "May"
Else fill ENDREFMO with "April"
If CURMON eq 06 and CURDAY ge 2 fill ENDREFMO with "June"
Else fill ENDREFMO with "May"
If CURMON eq 07 and CURDAY ge 2 fill ENDREFMO with "July"
Else fill ENDREFMO with "June"
If CURMON eq 08 and CURDAY ge 2 fill ENDREFMO with "August"
Else fill ENDREFMO with "July"
If CURMON eq 09 and CURDAY ge 2 fill ENDREFMO with "September"
Else fill ENDREFMO with "August"
If CURMON eq 10 and CURDAY ge 2 fill ENDREFMO with "October"
Else fill ENDREFMO with "September"
If CURMON eq 11 and CURDAY ge 2 fill ENDREFMO with "November"
Else fill ENDREFMO with "October"
If CURMON eq 12 and CURDAY ge 2 fill ENDREFMO with "December"
Else fill ENDREFMO with "November"

Fills: ENDREFYR

Instructions: Fill the current year (i.e. the year that the reference period ends).

If CURMON eq 01 and CURDAY ge 2 fill ENDREFYR with CURYEAR
 Elseif CURMON eq 01 fill ENDREFYR with (CURYEAR - 1)
 Elseif CURMON eq 02 fill ENDREFYR with CURYEAR
 Elseif CURMON eq 03 fill ENDREFYR with CURYEAR
 Elseif CURMON eq 04 fill ENDREFYR with CURYEAR
 Elseif CURMON eq 05 fill ENDREFYR with CURYEAR
 Elseif CURMON eq 06 fill ENDREFYR with CURYEAR
 Elseif CURMON eq 07 fill ENDREFYR with CURYEAR
 Elseif CURMON eq 08 fill ENDREFYR with CURYEAR
 Elseif CURMON eq 09 fill ENDREFYR with CURYEAR
 Elseif CURMON eq 10 fill ENDREFYR with CURYEAR
 Elseif CURMON eq 11 fill ENDREFYR with CURYEAR
 Elseif CURMON eq 12 fill ENDREFYR with CURYEAR

Type: Enumerated

Length: 2

Answer List: Months

Value:	Mnemonic:	Description:
1		January
2		February
3		March
4		April
5		May
6		June
7		July
8		August
9		September
10		October
11		November
12		December
97		Don't know exact month within reference period

Don't Know
 Refuse

Empty

- On Input
- On Output

Skip Instructions: INCOUTSIDEREFPRD

INCOUTSIDEREFPRD

BNCVS2.LOC_INCOUTSIDEREFPRD

Field

Description: Is incident before reference period

Form Pane Label: Befor Ref Prd

SAS Name:

Tag Name: INCOUTSIDEREFPRD

Inherited Universe: INCINDEX ge 1 and SKIPMID ne 1

Universe: INCIDENTINTRO and PER6MONS eq 1 or \
INCIDENTADDRESS or \
INCIDENTDATE_CHK and "go to" pressed in INCIDENTDATE_CHK or\
INCIDENTDATEPROBE eq 1

Universe Description:

Question Text: Did this incident occur before [CURMON] [CURYEAR – 1]?

Type: Enumerated

Length: 1

Answer List: TYesNo

Value:	Mnemonic:	Description:
1	Yes	Yes
2	No	No

- Don't Know
- Refuse
- Empty

- On Input
- On Output

Array:

Skip Instructions: If Yes, skip to OSINCNOTNEEDEDIf No and
INCIDENTDATE eq CURMON and CURDAY ge 2 go to
INCIDENTDATEYR1

Else go to INCIDENTDATEYR2

INCIDENTDATEYR1

Field

BNCVS2.LOC_PRESENCE.INCIDENTDATEYR1

Description: Year in which incident happened

Form Pane Label: Incident Year

SAS Name:

Tag Name: INCIDENTDATEYR1

Inherited Universe: INCINDEX ge 1 and SKIPMID ne 1

Universe: INCIDENTINTRO and PER6MONS eq 1 or \
INCIDENTADDRESS or \
INCIDENTDATE_CHK and "go to" pressed in INCIDENTDATE_CHK or\
INCIDENTDATEPROBE eq 1 or\
INCIDENTDATE eq CURMON and CURDAY ge 2

Universe Description:

Question Text: + Reference period: ^BEGREFMO ^BEGREFYR through ^ENDREFMO
^ENDREFYR

In what year did [this/the first] incident happen?

+
Answer List: IncYear

Value:	Mnemonic:	Description:
1	CURYEAR - 1	Will display last year (ie 2018)
2	CURYEAR	Will display this year (ie 2019)

- Don't Know
- Refuse
- Empty

- On Input
- On Output

Store Instructions: Store year in INCIDENTYR

Array:

Special Instructions: This ITEM is an Editing/Coding instrument item.

Skip Instructions: If Yes, skip to INCIDENTNUMBEROFTIMES

If No, skip to OSINCNOTNEEDED

INCIDENTATYR2

Field

BNCVS2.LOC_PRESENCE.INCIDENTDATEYR2

Description: Confirm year incident happened

Form Pane Label: Year confirm

SAS Name:

Tag Name: INCIDENTDATEYR2

Inherited Universe: INCINDEX ge 1 and SKIPMID ne 1

Universe: INCIDENTINTRO and PER6MONS eq 1 or \
INCIDENTADDRESS or \
INCIDENTDATE_CHK and "go to" pressed in INCIDENTDATE_CHK or\
INCIDENTDATEPROBE eq 1

Universe Description:

Question Text: + Reference period: ^BEGREFMO ^BEGREFYR through ^ENDREFMO
^ENDREFYR

Just to confirm, this happened in [INCIDENTDATE] [CURYEAR/CURYEAR-1]?

Fills: If INCIDENTDATE lt CURMON then CURYEAR
IF INCIDENTDATE gt CURMON then CURYEAR -1

Answer List: TYesNo

Value:	Mnemonic:	Description:
1	Yes	Yes
2	No	No

- Don't Know
- Refuse
- Empty

- On Input
- On Output

Store Instructions: If No, store 1 in OUTOFREFPDFLAG

Else store "empty" in OUTOFREFPDFLAG

If OUTOFREFPDFLAG eq 1 store INCIDENTDATE and INCIDENTYR in
OUTOFREFMOYR

If Yes and INCIDENTDATE lt CURMON store CURYR in INCIDENTYR

If Yes and INCIDENTDATE gt CURMON store CURYR -1 in INCIDENTYR

Skip Instructions: If Yes, skip to INCIDENTNUMBEROFTIMES

If No skip to OSINCNOTNEEDED

INCIDENTDATE CK

Check

BNCVS2.LOC_PRESENCE.INCIDENTDATE CK

Description: This edit check verifies that the month (which is outside of the reference period) was entered correctly in INCIDENTDATE.

Inherited Universe: INCINDEX ge 1 and SKIPMID ne 1

Universe: (INCIDENTDATE and INCIDENTYR) and OUTFREFPDFLAG eq 1 (i.e. the entry in combined INCIDENTDATE/INCIDENTYR is an invalid date, i.e. it is outside of the reference period, REFPERIOD)

Universe Description: (INCIDENTDATE and INCIDENTYR) when the date entered is outside of the reference period.

Text: + *If necessary:* Did you say ^OUTOFREFMOYR?

Check Instructions: If the interviewer accepts the "out of reference period" date then the instrument should go to the new screen OSINCNOTNEEDED. Otherwise, the instrument should go back to INCIDENTDATE to record a new month.

This check item was added to the specs, however it was already part of the instrument v1.10.

Suppress this edit check for the Editing/Coding instrument.

Type: Soft

Skip Instructions: If "suppress" is pressed goto OSINCNOTNEEDED
Elseif "go to" is pressed goto INCIDENTDATE

Fills: OUTFREFMO

Instructions: Fill OUTFREFMO with the month entered into the field INCIDENTDATE.

If INCIDENTDATE eq 1 fill OUTFREFMO with "January"
Elseif INCIDENTDATE eq 2 fill OUTFREFMO with "February"
Elseif INCIDENTDATE eq 3 fill OUTFREFMO with "March"
Elseif INCIDENTDATE eq 4 fill OUTFREFMO with "April"
Elseif INCIDENTDATE eq 5 fill OUTFREFMO with "May"
Elseif INCIDENTDATE eq 6 fill OUTFREFMO with "June"
Elseif INCIDENTDATE eq 7 fill OUTFREFMO with "July"
Elseif INCIDENTDATE eq 8 fill OUTFREFMO with "August"
Elseif INCIDENTDATE eq 9 fill OUTFREFMO with "September"
Elseif INCIDENTDATE eq 10 fill OUTFREFMO with "October"
Elseif INCIDENTDATE eq 11 fill OUTFREFMO with "November"
Elseif INCIDENTDATE eq 12 fill OUTFREFMO with "December"

Field

OSINCNOTNEEDED

BNCVS2.LOC_PRESENCE.OSINCNOTNEEDED

Description: Screen that tells the respondent incident report will not be collected for this incident because it happened outside of reference period.

Form Pane Label: No report needed

SAS Name:

Tag Name: OSINCNOTNEEDED

Inherited Universe: INCINDEX ge 1 and SKIPMID ne 1

Universe: INCIDENTDATE_CK eq "suppress"

Universe Description: The incident month that is outside of the reference period that was entered in INCIDENTDATE was accepted in INCIDENTDATE_CK.

Question Text: We are only asking about crimes that happened during the last 12 months. We will not collect information on this incident.

Type: Enumerated

Length: 1

Answer List: Enter_1_ To_Continue

Value:	Mnemonic:	Description:
1		Enter 1 to Continue

- Don't Know
- Refuse
- Empty

- On Input
- On Output

Array:

Skip Instructions: INCIDENTDATEPROBE

INCIDENTDATEPROBE

Field

BNCVS2.LOC_PRESENCE.INCIDENTDATEPROBE

Description: Probe to see if any similar incidents happened during the reference period

Form Pane Label: Date probe

SAS Name:

Tag Name: INCIDENTDATEPROBE

Inherited Universe: INCINDEX ge 1 and SKIPMID ne 1

Universe: OSINCNOTNEEDED

Universe Description:

Question Text: Did ^YOU_NAME have ^ANYTHING_ELSE like this happen between ^REFPRD1 and ^REFPRD2?

Your notes: ^SCREENERNOTE

Fills: YOU_NAME

Instructions: If SELFPROXY eq 2 fill YOU_NAME with "you" Else fill YOU_NAME with ^NAME.

Fills: ANYTHING_ELSE

Instructions: If I_PLN ge 2 (this respondent reported more than one incident) fill ANYTHING_ELSE with "anything else"
Else fill ANYTHING_ELSE with "anything"

Fills: REFPRD1

Instructions: If INCSAM eq 0 and eq to RESPLINE fill REFPRD1 with LSTHRINTDATE Elseif INCSAM eq 0 and LSTINTDATE is empty fill REFPRD1 with (INTPER minus twelve months) [the first day of the month twelve months ago in the format month day, year for respondents new to the household]
Elseif INCSAM eq 0 fill REFPRD1 with LSTINTDATE
Elseif INCSAM eq 0 and REPLCE eq 1 fill REFPRD1 with the 1st day of the month 12 months ago (replacement household)
Elseif INCSAM eq 1 fill REFPRD1 with (INTPER minus twelve months) [the first day of the month twelve months ago in the format month day, year for all respondents This fills the beginning date (month, day, year) of the reference period. For example, September 6, 2003. If respondent is the household respondent (for continuing cases) then the beginning of the reference period is

the date of last interview for the last household respondent. If this is a continuing case and the respondent is new to the household (LSTINTDATE is empty) the beginning of the reference period is the 1st day of the month 12 months ago. If respondent is an individual respondent (for continuing cases) then the beginning of the reference period is the date of their last interview. However, if respondent was a noninterview 12 months ago, the beginning of the reference period is the 1st day of the month 12 months ago (this is setup when the SCIF is created, so no calculation needed in the instrument). If this is an incoming case, the beginning of the reference period is the 1st day of the month 12 months ago.

Fills: REFPRD2

Instructions: Fill REFPRD2 with the day before today's date. For example, if today is January 4, 2004, then fill REFPRD2 with January 3, 2004

Fills: SCREENERNOTE

Instructions: Fill SCREENERNOTE with the entry from the what happened screen question that triggered this incident. For example, if SQTHEFT is the screener question that is the basis of the current incident, then fill SCREENERNOTE with the entry from SQTHEFTSPEC.

06/06/07 --> If the number of times (SQTHEFTTIMES, for example) is 2 or more then each incident attached to the same screener should have the same SCREENERNOTES display. This comes into play in the Editing/Coding instrument screens INCROSTER_EC and DELINCROSTER_EC

The fill SCREENERNOTE should be based on the entry in the following fields (SQTHEFTSPEC or SQBREAKINSPEC or SQMVTHEFTSPEC or SQATTACKWHERE SPEC or SQATTACKHOWSPEC or SQTHEFTATTACKKNOWNOFFSPEC or SQSEXUALSPEC or SQCALLPOLICESPEC or SQNOCALLPOLICESPEC or SQVANDOTHERCRIMESPEC)

[FOR EACH REPORTED INCIDENT]

**If SQTHEFT eq 1 fill SCREENERNOTE with value in SQTHEFTSPEC in
Elseif SQBREAKIN eq 1 fill SCREENERNOTE with value in SQBREAINSPEC
Elseif SQMVTHEFT eq 1 fill SCREENERNOTE with value in SQMVTHEFTSPEC
Elseif SQATTACKWHERE eq 1 fill SCREENERNOTE with value in
SQATTACKWHERE SPEC
Elseif SQATTACKHOW eq 1 fill SCREENERNOTE with value in
SQATTACKHOWSPEC
Elseif SQTHEFTATTACKKNOWNOFF eq 1 fill SCREENERNOTE with value in
SQTHEFTATTACKKNOWNOFFSPEC
Elsif SQSEXUAL eq 1 fill SCREENERNOTE with value in SQSEXUALSPEC
Elseif SQCALLPOLICEATTACKTHREAT eq 1 fill SCREENERNOTE with value in
SQCALLPOLICESPEC**

Elseif SQNOCALLPOLICEATTACKTHREAT eq 1 fill SCREENERNOTE with value in SQNOCALLPOLICESPEC

Elsif SQVANDOTHERCRIME eq 1 fill SCREENERNOTE with value in SQVANDOTHERCRIMESPEC

06/06/07 --> Added the last fill statement referencing vandalism variables (SQVANDOTHERCRIME, SQVANDOTHERCRIMESPEC) that can initiate a crime report because they were originally left out of the specs. The SCREENERNOTE does get filled with the value in SQVANDOTHERCRIMESPEC (verified in v14.03). Therefore I did not submit a change request since it was only a spec update. - CDS

Type: Enumerated
Length: 1

Answer List: Incident_Reduce

Value:	Mnemonic:	Description:
1.	Yes	
2.	No (This option deletes the current incident entry)	

- Don't Know
- Refuse
- Empty

- On Input
- On Output

Store Instructions: If INCIDENTDATEPROBE eq 1 then store blank in INC_D (for this incident)
Store 0 in DUP (for this incident)

Array:

Skip Instructions: IF INCIDENTDATEPROBE eq 1 goto INCIDENTDATE
ELSE IF INCIDENTDATEPROBE eq 2 goto INC_REDUCE

Field

INCIDENTNUMBEROFTIMES

BNCVS2.LOC_PRESENCE.INCIDENTNUMBEROFTIMES

Description: Number of times this type of incident happened

Form Pane Label: Number of incidents

SAS Name:

Tag Name: INCIDENTNUMBEROFTIMES

Inherited Universe: INCINDEX ge 1 and SKIPMID ne 1

Universe: INCIDENTDATE eq valid month, 97

Universe Description:

Question Text: * If unsure, ask:

(Altogether, how many times did this type of incident happen during the last 12 months?)

* Number of incidents recorded for this screening question: ^NUMBRINC

Fills: NUMBRINC

Instructions: Fill NUMBRINC with number of incidents reported in the screener (i.e. SQTHEFTTIMES, or SQBREAKINTIMES, or SQMVTHEFTTIMES, or SQATTACKWHEREIMES, or SQATTACKHOWTIMES, or SQTHEFTATTACKKNOWNOFFTIMES, or SQSEXUALTIMES, or SQCALLPOLICEATTACKTHREATTIMES, or SQNOCALLPOLICEATTACKTHREATTIMES).

Type: Integer

Length: 2

Min: 1

Max: 30

Don't Know

Refuse

Empty

On Input

On Output

Store Instructions: Store INCIDENTNUMBEROFTIMES in INCTIMES

Array:

Special Instructions: This ITEM is an Editing/Coding instrument item.

Skip Instructions: If INCIDENTNUMBEROFTIMES eq DK or RF goto INCIDENTTIME
Elseif INCIDENTNUMBEROFTIMES gt NUMBRINC goto INCIDENTTIMESPROBE
Elseif INCIDENTNUMBEROFTIMES le NUMBRINC and NUMBRINC ge 6 goto
INCIDENTSSIMILAR
Elseif INCIDENTNUMBEROFTIMES le NUMBRINC and NUMBRINC lt 6 goto
INCIDENTTIME

Field

INCIDENTTIMESPROBE

BNCVS2.LOC_PRESENCE.INCIDENTTIMESPROBE

Description: Probe when number of times in INCIDENTNUMBEROFTIMES is greater than the number of times entered in the screen question

Form Pane Label: Num. of times Probe

SAS Name:

Tag Name: INCIDENTTIMESPROBE

Inherited Universe: INCINDEX ge 1 and SKIPMID ne 1

Universe: INCIDENTNUMBEROFTIMES gt NUMBRINC

Universe Description:

Question Text: * Number of incidents recorded in INCIDENTNUMBEROFTIMES: ^INCTIMES is greater than the number of incidents recorded for this screening question: ^NUMBRINC

* Information will be collected for ^INCTIMES incidents.

Fills: INCTIMES

Instructions: Fill INCTIMES with the entry from INCIDENTNUMBEROFTIMES.

Fills: NUMBRINC

Instructions: Fill NUMBRINC with number of incidents reported in the screener (i.e. SQTHEFTTIMES, or SQBREAKINTIMES, or SQMVTHEFTTIMES, or SQATTACKWHEREITIMES, or SQATTACKHOWTIMES, or SQTHEFTATTACKKNOWNOFFTIMES, or SQSEXUALTIMES, or SQCALLPOLICEATTACKTHREATTIMES, or SQNOCALLPOLICEATTACKTHREATTIMES).

Type: Enumerated

Length: 1

Answer List: Enter_1_ To_Continue

Value:	Mnemonic:	Description:
1		Enter 1 to Continue

Don't Know

-
- Refuse
 - Empty

 - On Input
 - On Output

Store Instructions: Store INCTIMES in NUMBRINC

If WHCHSCRNR eq 1 then store INCTIMES in SQTHEFTTMS

If WHCHSCRNR eq 2 then store INCTIMES in SQBREAKINTMS

If WHCHSCRNR eq 3 then store INCTIMES in SQMVTHEFTTMS

If WHCHSCRNR eq 4 then store INCTIMES in SQATTACKWHERE TMS

If WHCHSCRNR eq 5 then store INCTIMES in SQATTACKHOWTMS

If WHCHSCRNR eq 6 then store INCTIMES in SQTHEFTATTACKKNOWNOFFTMS

If WHCHSCRNR eq 7 then store INCTIMES in SQSEXUALTMS

If WHCHSCRNR eq 8 then store INCTIMES in
SQCALLPOLICEATTACKTHREATTMS

If WHCHSCRNR eq 9 then store INCTIMES in
SQNOCALLPOLICEATTACKTHREATTMS

If WHCHSCRNR eq 10 then store INCTIMES in SQVANDOTHERCRIMETMS

Array:

Special Instructions: Starting in July 2008 the following should be commented out from the instrument code since we are removing the Vandalism questions from the instrument:

"If WHCHSCRNR eq 10 then store INCTIMES in SQVANDOTHERCRIMETMS"

Skip Instructions: If INCTIMES ge 6 goto INCIDENTSSIMILAR
Else goto INCIDENTTIME

Field

INCIDENTSSIMILAR

BNCVS2.LOC_PRESENCE.INCIDENTSSIMILAR

Description: First of two screens used to determine if incident is part of a series

Form Pane Label: Similar inc

SAS Name:

Tag Name: INCIDENTSSIMILAR

Inherited Universe: INCINDEX ge 1 and SKIPMID ne 1

Universe: INCIDENTNUMBERTIMES where INCIDENTNUMBERTIMES le NUMBRINC
and NUMBRINC ge 6;\n
INCIDENTTIMESPROBE where NUMBRINC ge 6

Universe Description:

Question Text: ♦ If unsure, ask:

**Are these incidents similar to each other in detail or are they for
different types of crimes?**

Type: Enumerated

Length: 1

Answer List: Similar_Different

Value:	Mnemonic:	Description:
1.	Similar	Similar
2.	Different	Different (Not a series)

- Don't Know
- Refuse
- Empty

- On Input
- On Output

Array:

Special Instructions: This ITEM is an Editing/Coding instrument item.

Skip Instructions: IF INCIDENTSSIMILAR eq 1 goto RECALLDETAILS
ELSE goto INCIDENTTIME

RECALLDETAILS

Field

BNCVS2.LOC_PRESENCE.RECALLDETAILS

Description: Second of two screens used to determine if incident is part of a series

Form Pane Label: Recall inc details

SAS Name:

Tag Name: RECALLDETAILS

Inherited Universe: INCINDEX ge 1 and SKIPMID ne 1

Universe: INCIDENTSSIMILAR eq 1

Universe Description:

Question Text: + If unsure, ask:

Can you recall enough details of each incident to distinguish them from each other?

Type: Enumerated

Length: 1

Answer List: Yes_No_Series

Value:	Mnemonic:	Description:
1	Yes	Yes (Not a series)
2	No	No (Is a series)

- Don't Know
- Refuse
- Empty

- On Input
- On Output

Store Instructions: If RECALLDETAILS eq 2 then store 1 in INC_D for all remaining incidents for THIS screen question.

(Not sure if this is what instrument currently does)

If RECALLDETAILS eq 2 and WHCHSCRNR eq 1 then store 1 in SQTHEFT_CNT,

If RECALLDETAILS eq 2 and WHCHSCRNR eq 2 then store 1 in SQBREAKIN_CNT,

If RECALLDETAILS eq 2 and WHCHSCRNR eq 3 then store 1 in SQMVTHEFT_CNT,

If RECALLDETAILS eq 2 and WHCHSCRNR eq 4 then store 1 in SQATTACKWHERE CNT.

If RECALLDETAILS eq 2 and WHCHSCRNR eq 5 then store 1 in SQATTACKHOW_CNT,
If RECALLDETAILS eq 2 and WHCHSCRNR eq 6 then store 1 in SQTHEFTATTACKKNOWNOFF_CNT,
If RECALLDETAILS eq 2 and WHCHSCRNR eq 7 then store 1 in SQSEXUAL_CNT,
If RECALLDETAILS eq 2 and WHCHSCRNR eq 8 then store 1 in SQCALLPOLICEATTACKTHREAT_CNT,
If RECALLDETAILS eq 2 and WHCHSCRNR eq 9 then store 1 in SQNOCALLPOLICEATTACKTHREAT_CNT,
If RECALLDETAILS eq 2 and WHCHSCRNR eq 10 then store 1 in SQVANDOTHERCRIME_CNT

Array:

Special Instructions: If RECALLDETAILS eq 2 then will only need to collect 1 incident report instead of the number entered in the field INCIDENTNUMBEROFTIMES. For example, if INCIDENTNUMBEROFTIMES eq 8 and RECALLDETAILS eq 2, then will only need to complete 1 incident report.

The extra "incidents" should not be deleted, but rather "flagged" for deletion.

A variable should be set up to track the valid number of incidents per screener, so the instrument knows how many incident reports are needed for a particular screener.

This ITEM is an Editing/Coding instrument item.

Starting in July 2008 the following should be commented out from the instrument code since we are removing the Vandalism questions from the instrument:

"If RECALLDETAILS eq 2 and WHCHSCRNR eq 10 then store 1 in SQVANDOTHERCRIME_CNT"

Skip Instructions: INCIDENTTIME

INCIDENTTIME

Field

BNCVS2.LOC_PRESENCE.INCIDENTTIME

Description: Time of day incident happened

Form Pane Label: Time of day

SAS Name:

Tag Name: INCIDENTTIME

Inherited Universe: INCINDEX ge 1 and SKIPMID ne 1

Universe: INCIDENTNUMBEROFTIMES

Universe Description:

Question Text: ^SERIESINTRO

About what time did ^THIS_THEMOSTRECENT incident happen?

Fills: SERIESINTRO

Instructions: If INCIDENTDETAIL eq 2 fill SERIESINTRO with "The following questions refer only to the most recent incident".

Else leave SERIESINTRO blank

Fills: THIS_THEMOSTRECENT

Instructions: If RECALLDETAILS eq 2 fill THIS_THEMOSTRECENT with "the most recent" Else fill THIS_THEMOSTRECENT with "this".

Type: Enumerated

Length: 2

Answer List: Time_Day_Night

Value:	Mnemonic:	Description:
11		<>During the day:[n]After 6 a.m. - 12 noon
12		After 12 noon - 3 p.m.
13		After 3 p.m. - 6 p.m.
14		Don't know what time of day
15		<>At night:[n]After 6 p.m. - 9 p.m.
16		After 9 p.m. - 12 midnight

17	After 12 midnight - 6 a.m.
18	Don't know what time of night
19	<>OR[n] Don't know whether day or night

- Don't Know
- Refuse
- Empty

- On Input
- On Output

Array:

Skip Instructions: INCIDENTPLACE

INCIDENTPLACE

Field

BNCVS2.LOC_PRESENCE.INCIDENTPLACE

Description: Place where incident happened

Form Pane Label: Place

SAS Name:

Tag Name: INCIDENTPLACE

Inherited Universe: INCINDEX ge 1 and SKIPMID ne 1

Universe: INCIDENTTIME

Universe Description:

Question Text: In what city, town, or village, did this incident occur?

Present residence: ^PO, ^ST

Fills: PO

Instructions: Fill PO with PO from input (RT2006:256-283)

Fills: ST

Instructions: Fill ST with ST from input (RT2006:284-285)

Type: Enumerated

Length: 1

Answer List: Incident_Place

Value:	Mnemonic:	Description:
1.		Outside U.S.
2.		Not inside a city/town/village
3.		SAME city/town/village as present residence
4.		DIFFERENT city/town/village from present residence - Specify
5.		Don't know

- Don't Know
- Refuse
- Empty

- On Input
- On Output

Array:

Special Instructions: This ITEM is an Editing/Coding instrument item.

Skip Instructions: IF INCIDENTPLACE eq 1 goto LOCATION_GENERAL
IF INCIDENTPLACE eq 2 or 5 goto INCIDENTSTATE
IF INCIDENTPLACE eq 4 goto INCIDENTPLACESPEC
IF INCIDENTPLACE eq 3 or RF goto INCIDENTAIR

INCIDENTPLACESPEC

Field

BNCVS2.LOC_PRESENCE.INCIDENTPLACESPEC

Description: Write-in entry for different city/town/village than present residence

Form Pane Label: Inc Place Specify

SAS Name:

Tag Name: INCIDENTPLACESPEC

Inherited Universe: INCINDEX ge 1 and SKIPMID ne 1

Universe: INCIDENTPLACE eq 4

Universe Description:

Question Text: [+ Please specify the city, town, or village, in which the incident occurred.](#)

[+ Present residence: ^PO, ^ST](#)

Fills: PO

Instructions: Fill PO with PO from input (RT2006:256-283)

Fills: ST

Instructions: Fill ST with ST from input (RT2006:284-285)

Type: String

Length: 24

Don't Know
 Refuse
 Empty

On Input
 On Output

Array:

Special Instructions: This ITEM is an Editing/Coding instrument item.

Skip Instructions: INCIDENTSTATE

Field

INCIDENTSTATE
BNCVS2.LOC_PRESENCE.INCIDENTSTATE

Description: State where incident happened

Form Pane Label: State

SAS Name:

Tag Name: INCIDENTSTATE

Inherited Universe: INCINDEX ge 1 and SKIPMID ne 1

Universe: INCIDENTPLACE eq 2,4,5\

Universe Description:

Question Text: In what state did it occur?

Type: Enumerated

Length: 2

Answer List: FIPSSTATE

Value:	Mnemonic:	Description:
01	AL	Alabama
02	AK	Alaska
04	AZ	Arizona
05	AR	Arkansas
06	CA	California
08	CO	Colorado
09	CT	Connecticut
10	DE	Delaware
11	DC	District of Columbia
12	FL	Florida
13	GA	Georgia
15	HI	Hawaii
16	ID	Idaho
17	IL	Illinois
18	IN	Indiana
19	IA	Iowa
20	KS	Kansas
21	KY	Kentucky
22	LA	Louisiana

23	ME	Maine
24	MD	Maryland
25	MA	Massachusetts
26	MI	Michigan
27	MN	Minnesota
28	MS	Mississippi
29	MO	Missouri
30	MT	Montana
31	NE	Nebraska
32	NV	Nevada
33	NH	New Hampshire
34	NJ	New Jersey
35	NM	New Mexico
36	NY	New York
37	NC	North Carolina
38	ND	North Dakota
39	OH	Ohio
40	OK	Oklahoma
41	OR	Oregon
42	PA	Pennsylvania
44	RI	Rhode Island
45	SC	South Carolina
46	SD	South Dakota
47	TN	Tennessee
48	TX	Texas
49	UT	Utah
50	VT	Vermont
51	VA	Virginia
53	WA	Washington
54	WV	West Virginia
55	WI	Wisconsin
56	WY	Wyoming

- Don't Know
- Refuse
- Empty

- On Input
- On Output

Store Instructions: Create a two digit output variable called FIPSSTOCC code as follows:

If INCIDENTSTATE=Alabama (AL) then store 01 in FIPSSTOCC
If INCIDENTSTATE=Alaska (AK) then store 02 in FIPSSTOCC
If INCIDENTSTATE=Arizona (AZ) then store 04 in FIPSSTOCC
If INCIDENTSTATE=Arkansas (AR) then store 05 in FIPSSTOCC
If INCIDENTSTATE=California (CA) then store 06 in FIPSSTOCC
If INCIDENTSTATE=Colorado (CO) then store 08 in FIPSSTOCC
If INCIDENTSTATE=Connecticut (CT) then store 09 in FIPSSTOCC
If INCIDENTSTATE=Delaware (DE) then store 10 in FIPSSTOCC
If INCIDENTSTATE=District of Columbia (DC) then store 11 in FIPSSTOCC
If INCIDENTSTATE=Florida (FL) then store 12 in FIPSSTOCC
If INCIDENTSTATE=Georgia (GA) then store 13 in FIPSSTOCC
If INCIDENTSTATE=Hawaii (HI) then store 15 in FIPSSTOCC
If INCIDENTSTATE=Idaho (ID) then store 16 in FIPSSTOCC
If INCIDENTSTATE=Illinois (IL) then store 17 in FIPSSTOCC
If INCIDENTSTATE=Indiana (IN) then store 18 in FIPSSTOCC
If INCIDENTSTATE=Iowa (IA) then store 19 in FIPSSTOCC
If INCIDENTSTATE=Kansas (KS) then store 20 in FIPSSTOCC
If INCIDENTSTATE=Kentucky (KY) then store 21 in FIPSSTOCC
If INCIDENTSTATE=Louisiana (LA) then store 22 in FIPSSTOCC
If INCIDENTSTATE=Maine (ME) then store 23 in FIPSSTOCC
If INCIDENTSTATE=Maryland (MD) then store 24 in FIPSSTOCC
If INCIDENTSTATE=Massachusetts (MA) then store 25 in FIPSSTOCC
If INCIDENTSTATE=Michigan (MI) then store 26 in FIPSSTOCC
If INCIDENTSTATE=Minnesota (MN) then store 27 in FIPSSTOCC
If INCIDENTSTATE=Mississippi (MS) then store 28 in FIPSSTOCC
If INCIDENTSTATE=Missouri (MO) then store 29 in FIPSSTOCC
If INCIDENTSTATE=Montana (MT) then store 30 in FIPSSTOCC
If INCIDENTSTATE=Nebraska (NE) then store 31 in FIPSSTOCC
If INCIDENTSTATE=Nevada (NV) then store 32 in FIPSSTOCC
If INCIDENTSTATE=New Hampshire (NH) then store 33 in FIPSSTOCC
If INCIDENTSTATE=New Jersey (NJ) then store 34 in FIPSSTOCC
If INCIDENTSTATE=New Mexico (NM) then store 35 in FIPSSTOCC
If INCIDENTSTATE=New York (NY) then store 36 in FIPSSTOCC
If INCIDENTSTATE=North Carolina (NC) then store 37 in FIPSSTOCC
If INCIDENTSTATE=North Dakota (ND) then store 38 in FIPSSTOCC
If INCIDENTSTATE=Ohio (OH) then store 39 in FIPSSTOCC
If INCIDENTSTATE=Oklahoma (OK) then store 40 in FIPSSTOCC
If INCIDENTSTATE=Oregon (OR) then store 41 in FIPSSTOCC
If INCIDENTSTATE=Pennsylvania (PA) then store 42 in FIPSSTOCC
If INCIDENTSTATE=Rhode Island (RI) then store 44 in FIPSSTOCC
If INCIDENTSTATE=South Carolina (SC) then store 45 in FIPSSTOCC
If INCIDENTSTATE=South Dakota (SD) then store 46 in FIPSSTOCC
If INCIDENTSTATE=Tennessee (TN) then store 47 in FIPSSTOCC
If INCIDENTSTATE=Texas (TX) then store 48 in FIPSSTOCC
If INCIDENTSTATE=Utah (UT) then store 49 in FIPSSTOCC
If INCIDENTSTATE=Vermont (VT) then store 50 in FIPSSTOCC
If INCIDENTSTATE=Virginia (VA) then store 51 in FIPSSTOCC

If INCIDENTSTATE=Washington (WA) then store 53 in FIPSSTOCC
If INCIDENTSTATE=West Virginia (WV) then store 54 in FIPSSTOCC
If INCIDENTSTATE=Wisconsin (WI) then store 55 in FIPSSTOCC
If INCIDENTSTATE=Wyoming (WY) then store 56 in FIPSSTOCC
If INCIDENTSTATE=Don't know or DK or United States then store 97 in FIPSSTOCC

Array:

Special Instructions: See answer list and attached file; Interviewer should be allowed to key alpha characters in the pop-up box that displays the list of all state names (search key) in the first column and all corresponding 2 digit FIPS State abbreviations in the second column

State Name	State Abbreviation
Alabama	AL
Alaska	AK
etc....	

This ITEM is an Editing/Coding instrument item.

Skip Instructions: INCIDENTCOUNTY

Field

INCIDENTCOUNTY
BNCVS2.LOC_PRESENCE.INCIDENTCOUNTY

Description: Which county incident happened in

Form Pane Label: County

SAS Name:

Tag Name: INCIDENTCOUNTY

Inherited Universe: INCINDEX ge 1 and SKIPMID ne 1

Universe: INCIDENTSTATE\

Universe Description: When incident did not happen inside a city/town/village, different city/town/village from present residence, or don't know in what city/town/village the incident occurred.

Question Text: In what county did it occur?

Type: String

Length: 24

- Don't Know
- Refuse
- Empty

- On Input
- On Output

Array:

Special Instructions: Unsure how to specify drop down list of counties in SPIDER??

This ITEM is an Editing/Coding instrument item.

Skip Instructions: COUNTYSTATE

COUNTYSTATE

Field

BNCVS2.LOC_PRESENCE.COUNTYSTATE

Description: Is place where incident happened the same county and state as residence\

Form Pane Label: Same county-state

SAS Name:

Tag Name: COUNTYSTATE

Inherited Universe: INCINDEX ge 1 and SKIPMID ne 1

Universe: INCIDENTCOUNTY

Universe Description:

Question Text: [+ Ask or verify:](#)

Is this the same county and state as
^YOUR_HIS_HER^NAMES present residence?

[+ Present residence:](#) ^PO, ^ST

Fills: YOUR_HIS_HER

Instructions: If SELFPROXY eq 2 fill YOUR_HIS_HER with "your"

Elseif SELFPROXY eq 4 AND SEX eq 1 fill YOUR_HIS_HER with "his"

Elseif SELFPROXY eq 4 AND SEX eq 2 fill YOUR_HIS_HER with "her"

Elseif SELFPROXY eq 4 AND SEX ne 1 or 2 fill YOUR_HIS_HER with ^NAME.

(fill with the first and last name of L_NO collecting demographic information for)

Fills: NAMES

Instructions: If SELFPROXY eq 4 AND SEX is blank fill NAMES
with "s" Else leave NAMES blank.

Fills: PO

Instructions: Fill PO with PO from input (RT2006:256-283)

Fills: ST

Instructions: Fill ST with ST from input (RT2006:284-285)

Type: Enumerated

Length: 1

Answer List: TYesNo

Value:	Mnemonic:	Description:
1	Yes	Yes
2	No	No

- Don't Know
- Refuse
- Empty

- On Input
- On Output

Array:

Skip Instructions: INCIDENTAIR

INCIDENTAIR

Field

BNCVS2.LOC_PRESENCE.INCIDENTAIR

Description: Did incident happen on an American Indian Reservation or Lands

Form Pane Label: Am. Ind. Reserv.

SAS Name:

Tag Name: INCIDENTAIR

Inherited Universe: INCINDEX ge 1 and SKIPMID ne 1

Universe: INCIDENTPLACE eq 2,3,4,5

Universe Description:

Question Text: Did this incident occur on an American Indian Reservation or on American Indian Lands?

Type: Enumerated

Length: 1

Answer List: TYesNo

Value:	Mnemonic:	Description:
1	Yes	Yes
2	No	No

- Don't Know
- Refuse
- Empty

- On Input
- On Output

Array:

Special Instructions: This ITEM is an Editing/Coding instrument item.

Skip Instructions: LOCATION_GENERAL

Field

LOCATION_GENERAL

BNCVS2.LOC_PRESENCE.LOCATION_GENERAL

Description: General location of incident

Form Pane Label: Incident Loc-General

SAS Name:

Tag Name: LOCATION_GENERAL

Inherited Universe: INCINDEX ge 1 and SKIPMID ne 1

Universe: INCIDENTPLACE;\n
 INCIDENTAIR

Universe Description:

Question Text: Did this incident happen ...

* Read each category until respondent says "yes", then enter appropriate precode.

Type: Enumerated

Length: 2

Answer List: LOCATION_GENERAL

Value:	Mnemonic:	Description:
11	Inside OWN home	[bold]In ^YOUR_NAME_S home or lodging?[n]
12	Near OWN home	[bold]Near ^YOUR_NAME_S home or lodging?[n]
13	Inside or near ANOTHERS home	[bold]Inside or near a friend's/relative's/neighbor's home?[n]
14	Commercial	[bold]At a commercial place?[n]
15	Parking lot/garage	[bold]In a parking lot or garage?[n]
16	School	[bold]At school?[n]
17	Open area/street/public transport	[bold]In open areas, on the street, or on public transportation?[n]
36	Other	[bold]Somewhere else?[n]

- Don't Know
- Refuse
- Empty
- On Input
- On Output

Store Instructions: If LOCATION_GENERAL eq 36 store 36 in LOCATION_1

If LOCATION_GENERAL eq RF store 98 in LOCATION_1
If LOCATION_GENERAL eq DK store 99 in LOCATION_1

Array:

Skip Instructions: If LOCATION_GENERAL eq 11 goto LOCATION_IN_HOME
Elseif LOCATION_GENERAL eq 12 goto LOCATION_NEAR_HOME
Elseif LOCATION_GENERAL eq 13 goto LOCATION_OTHER_HOME
Elseif LOCATION_GENERAL eq 14 goto LOCATION_COMMERCE
Elseif LOCATION_GENERAL eq 15 goto LOCATION_PARKING
Elseif LOCATION_GENERAL eq 16 goto LOCATION_SCHOOL
Elseif LOCATION_GENERAL eq 17 goto LOCATION_OPEN_AREA
Elseif LOCATION_GENERAL eq 36 goto LOCATION_SPEC
Else goto OFFENDERLIVE

Field

LOCATION_IN_HOME
BNCVS2.LOC_PRESENCE.LOCATION_IN_HOME

Description: Where in respondent's home or lodging did this incident occur?

Form Pane Label: In home

SAS Name:

Tag Name: LOCATION_IN_HOME

Inherited Universe: INCINDEX ge 1 and SKIPMID ne 1

Universe: LOCATION_GENERAL eq 11

Universe Description:

Question Text: + Ask if necessary:

Where in ^YOUR_NAME^NMS home or lodging did this incident happen?

Fills: YOUR_NAME

Instructions: If SELFPROXY eq 2 fill YOUR_NAME with "your" Else fill YOUR_NAME with ^NAME.

Fills: NMS

Instructions: If SELFPROXY eq 4 fill NMS with "s" Else leave NMS blank.

Type: Enumerated

Length: 1

Answer List: Location_In_Home

Value:	Mnemonic:	Description:
11		In own dwelling, own attached garage, or enclosed porch (Include illegal entry or attempted illegal entry of same)
12		In detached building on own property, such as detached garage, storage shed, etc. (Include illegal entry or attempted illegal entry of same)
13		In vacation home/second home (Include illegal entry or attempted illegal entry of same)

14

In hotel or motel room ^RESPONDENT_VICTIM was staying in (Include illegal entry or attempted entry of same)

-
- Don't Know
 - Refuse
 - Empty

 - On Input
 - On Output

Store Instructions: Store LOCATION_IN_HOME in LOCATION_1

Array:

Skip Instructions: OFFENDERLIVE

Field

LOCATION_NEAR_HOME

BNCVS2.LOC_PRESENCE.LOCATION_NEAR_HOME

Description: Where near respondent's home or lodging did incident occur?

Form Pane Label: Near home

SAS Name:

Tag Name: LOCATION_NEAR_HOME

Inherited Universe: INCINDEX ge 1 and SKIPMID ne 1

Universe: LOCATION_GENERAL eq 12

Universe Description:

Question Text: [+ Ask if necessary:](#)

Where near ^YOUR_NAME^NMS home or lodging did this incident happen?

Fills: YOUR_NAME

Instructions: If SELFPROXY eq 2 fill YOUR_NAME with "your" Else fill YOUR_NAME with ^NAME.

Fills: NMS

Instructions: If SELFPROXY eq 4 fill NMS with "s" Else leave NMS blank.

Type: Enumerated

Length: 1

Answer List: Location_Near_Home

Value:	Mnemonic:	Description:
15		Own yard, sidewalk, driveway, carport, unenclosed porch (Does not include apartment yards)
16		Apartment hall, storage area, laundry room (Does not include apartment parking lot/garage)
17	street	On street immediately adjacent to own home or lodging

Don't Know

Refuse

Empty

On Input

On Output

Store Instructions: Store LOCATION_NEAR_HOME in LOCATION_1

Array:

Skip Instructions: (Until April 2009):
INSIDEOROUT

(Starting in May 2009):
If LOCATION_1 eq 15 goto ATTACHEDGARAGE_CK
Else goto INSIDEOROUT

Check

ATTACHEDGARAGE_CK
BNCVS2.LOC_PRESENCE.ATTACHEDGARAGE_CK

Description: Edit check to verify the location was not miscoded as in the yard when it actually happened in an attached or detached garage.

Inherited Universe: INCINDEX ge 1 and SKIPMID ne 1

Universe: LOCATION_1 eq 15

Universe Description: Location was coded as "Own yard, sidewalk, driveway, carport, unenclosed porch".

Text: * **Â** Did this incident happen in a garage?
* **Â** If yes, was the garage attached^Â or detached?

* **Â** If this happened in an attached or detached garage
select^Â LOCATION_GENERAL and press the "Goto" button and
then^Â change LOCATION_GENERAL to^Â precode 11.^Â Otherwise, press the
"Suppress" button to continue.

Check Instructions: LOCATION_GENERAL and LOCATION_NEAR_HOME should be in the selection box of the edit check.

This edit check should be added in the production May instrument.

Type: Soft

Skip Instructions: If "Suppress" is selected goto INSIDEOROUT
Elseif "Goto" is selected goto LOCATION_GENERAL
Else goto LOCATION_NEAR_HOME

LOCATION_OTHER_HOME

Field

BNCVS2.LOC_PRESENCE.LOCATION_OTHER_HOME

Description: Where at, in, or near a friend's/relative's/neighbor's home did this incident occur?

Form Pane Label: Other's home

SAS Name:

Tag Name: LOCATION_OTHER_HOME

Inherited Universe: INCINDEX ge 1 and SKIPMID ne 1

Universe: LOCATION_GENERAL eq 13

Universe Description:

Question Text: [+ Ask if necessary:](#)

Where at, in, or near a friend's/relative's/neighbor's home did this incident happen?

Type: Enumerated

Length: 1

Answer List: Location_Other_Home

Value:	Mnemonic:	Description:
18		At or in home or other building on their property
19		Yard, sidewalk, driveway, carport (Does not include apartment yards)
20		Apartment hall, storage area, laundry room (Does not include apartment parking lot/garage)
21		On street immediately adjacent to their home

Don't Know

Refuse

Empty

On Input

On Output

Store Instructions: Store LOCATION_OTHER_HOME in LOCATION_1

Array:

Skip Instructions: INSIDEOROUT

Field

LOCATION_COMMERCE

BNCVS2.LOC_PRESENCE.LOCATION_COMMERCE

Description: At what type of commerical place did this incident occur?

Form Pane Label: Commercial place

SAS Name:

Tag Name: LOCATION_COMMERCE

Inherited Universe: INCINDEX ge 1 and SKIPMID ne 1

Universe: LOCATION_GENERAL eq 14

Universe Description:

Question Text: [+ Ask if necessary:](#)

At what type of a commercial place did this incident happen?

Type: Enumerated

Length: 1

Answer List: Location_Commerce

Value:	Mnemonic:	Description:
22		Inside restaurant, bar, nightclub
23		Inside bank
24		Inside gas station
25		Inside other commercial building, such as a store
26		Inside office
27		Inside factory or warehouse

- Don't Know
- Refuse
- Empty

- On Input
- On Output

Store Instructions: Store LOCATION_COMMERCE in LOCATION_1

Array:

Skip Instructions: RESTRICTEDAREA

LOCATION_PARKING

Field

BNCVS2.LOC_PRESENCE.LOCATION_PARKING

Description: At what type of parking lot/garage did this incident occur?

Form Pane Label: Parking

SAS Name:

Tag Name: LOCATION_PARKING

Inherited Universe: INCINDEX ge 1 and SKIPMID ne 1

Universe: LOCATION_GENERAL eq 15

Universe Description:

Question Text: [+ Ask if necessary:](#)

In what type of a parking lot or garage did this incident happen?

[+ Commercial parking lot/garage - an attended or unattended parking lot or garage which is privately owned for profit AND requires a fee. Do NOT include parking meters or state or Federal owned lots.](#)

[+ Noncommercial parking lot/garage - parking at a shopping malls, meter parking, local state or Federal owned, regardless if a fee is required, or commercial parking during hours of free parking.](#)

Type: Enumerated

Length: 1

Answer List: Location_Parking

Value:	Mnemonic:	Description:
28		Commercial parking lot/garage
29		Noncommercial parking lot/garage
30		Apartment/townhouse parking lot/garage

Don't Know

Refuse

Empty

On Input

On Output

Store Instructions: Store LOCATION_PARKING in LOCATION_1

Array:

Skip Instructions: RESTRICTEDAREA

LOCATION_SCHOOL

BNCVS2.LOC_PRESENCE.LOCATION_SCHOOL

Field

Description: Where at school did this incident occur?

Form Pane Label: School

SAS Name:

Tag Name: LOCATION_SCHOOL

Inherited Universe: INCINDEX ge 1 and SKIPMID ne 1

Universe: LOCATION_GENERAL eq 16

Universe Description:

Question Text: [+ Ask if necessary:](#)

Where at school did this incident happen?

Type: Enumerated

Length: 1

Answer List: Location_School

Value:	Mnemonic:	Description:
31	Inside school building	Inside school building
32	On school property	On school property (school parking area, play area, school bus, etc.)

- Don't Know
- Refuse
- Empty

- On Input
- On Output

Store Instructions: Store LOCATION_SCHOOL in LOCATION_1

Array:

Skip Instructions: If LOCATION_SCHOOL eq 31,DK,RF goto RESPONDENTSSCHOOL
Else goto RESTRICTEDAREA

Field

LOCATION_OPEN_AREA

BNCVS2.LOC_PRESENCE.LOCATION_OPEN_AREA

Description: In what type of open area, on street, or on public transportation did this incident occur?

Form Pane Label: Open area

SAS Name:

Tag Name: LOCATION_OPEN_AREA

Inherited Universe: INCINDEX ge 1 and SKIPMID ne 1

Universe: LOCATION_GENERAL eq 17

Universe Description:

Question Text: [+ Ask if necessary:](#)

Where in an open area, on the street, or on public transportation did this incident happen?

Type: Enumerated

Length: 1

Answer List: Location_Open_Area

Value:	Mnemonic:	Description:
33		In an apartment yard, field, playground (other than school)
34		On the street (other than immediately adjacent to own/friend's/relative's/neighbor's home)
35		On public transportation or in station (bus, train, plane, airport, depot, etc.)

Don't Know

Refuse

Empty

On Input

On Output

Store Instructions: Store LOCATION_OPEN_AREA in LOCATION_1

Array:

Skip Instructions: INSIDEOROUT

LOCATION_SPEC

Field

BNCVS2.LOC_PRESENCE.LOCATION_SPEC

Description: Location - Other specify

Form Pane Label: Other-specify

SAS Name:

Tag Name: LOCATION_SPEC

Inherited Universe: INCINDEX ge 1 and SKIPMID ne 1

Universe: LOCATION_GENERAL eq 36

Universe Description:

Question Text: [+ Please specify the other location where this incident occurred.](#)

Type: String

Length: 35

- Don't Know
- Refuse
- Empty

- On Input
- On Output

Array:

Skip Instructions: RESTRICTEDAREA

Field

OFFENDERLIVE
BNCVS2.LOC_PRESENCE.OFFENDERLIVE

Description: Offender lived there or had a right to be there

Form Pane Label: Live there

SAS Name:

Tag Name: OFFENDERLIVE

Inherited Universe: INCINDEX ge 1 and SKIPMID ne 1

Universe: LOCATION_GENERAL=DK,RF or\
LOCATION_IN_HOME

Universe Description:

Question Text: Did the offender live ^HERE_THERE_LOC or have a right to be
^HERE_THERE_LOC, for instance, as a guest or a repair person?

Fills: HERE_THERE_LOC

Instructions: If **MODE** eq 0 (CAPI) and **INTTYPE** eq 1 (personal visit)
and **LOCATION_IN_HOME** eq 1 or 2 fill
HERE_THERE_LOC with "here" Else fill
HERE_THERE_LOC with "there".

Type: Enumerated

Length: 1

Answer List: TYesNo

Value:	Mnemonic:	Description:
1	Yes	Yes
2	No	No

Don't Know
 Refuse
 Empty

On Input
 On Output

Array:

Special Instructions: This ITEM is an Editing/Coding instrument item.

Skip Instructions: If OFFENDERLIVE eq 1 goto FARFROMHOME
If OFFENDERLIVE eq 2, DK, RF goto OFFENDERINSIDE

Field

OFFENDERINSIDE
BNCVS2.LOC_PRESENCE.OFFENDERINSIDE

Description: Did offender GET inside

Form Pane Label: Got inside

SAS Name:

Tag Name: OFFENDERINSIDE

Inherited Universe: INCINDEX ge 1 and SKIPMID ne 1

Universe: OFFENDERLIVE eq 2, DK, RF

Universe Description:

Question Text: Did the offender actually get INSIDE ^YOUR_NAME^NMS
[house/apartment/room/garage/shed/enclosed porch]?

Fills: YOUR_NAME

Instructions: If SELFPROXY eq 2 fill YOUR_NAME
with "your" Else fill YOUR_NAME with
^NAME.

Fills: NMS

Instructions: If SELFPROXY eq 4 fill
NMS with "" Else leave
NMS blank.

Type: Enumerated

Length: 1

Answer List: TYesNo

Value:	Mnemonic:	Description:
1.	Yes	Yes
2.	No	No

- Don't Know
- Refuse
- Empty

- On Input
- On Output

Array:

Special Instructions: This ITEM is an Editing/Coding instrument item.

Skip Instructions: If OFFENDERINSIDE eq 1 goto FORCEDENTRY
If OFFENDERINSIDE eq 2, DK, RF goto OFFENDERTRY

Field

OFFENDERTRY
BNCVS2.LOC_PRESENCE.OFFENDERTRY

Description: Did offender TRY to get in

Form Pane Label: Tried to get in

SAS Name:

Tag Name: OFFENDERTRY

Inherited Universe: INCINDEX ge 1 and SKIPMID ne 1

Universe: OFFENDERINSIDE eq 2, DK, RF

Universe Description:

Question Text: Did the offender TRY to get in ^YOUR_NAME^NMS
(house/apartment/room/garage/shed/enclosed porch)?

Fills: YOUR_NAME

Instructions: If SELFPROXY eq 2 fill YOUR_NAME
with "your" Else fill YOUR_NAME with
^NAME.

Fills: NMS

Instructions: If SELFPROXY eq 4 fill
NMS with "s" Else leave
NMS blank.

Type: Enumerated

Length: 1

Answer List: TYesNo

Value:	Mnemonic:	Description:
1.	Yes	Yes
2.	No	No

- Don't Know
- Refuse
- Empty

- On Input
- On Output

Array:

Special Instructions: This ITEM is an Editing/Coding instrument item.

Skip Instructions: If OFFENDERTRY eq 1, DK, RF goto FORCEENTRY
If OFFENDERTRY eq 2 AND OFFENDERLIVE eq 2 AND OFFENDERINSIDE eq 2
goto ENTRY_CHK
Else goto FARFROMHOME

Check

ENTRY_CK
BNCVS2.LOC_PRESENCE.ENTRY_CK

Description: Hard edit check to detect inconsistency in reported location of incident (inside home or lodging) when respondent also reports that offender did not have a right to be there, did not break-in, and did not try to break in

Inherited Universe: INCINDEX ge 1 and SKIPMID ne 1

Universe: LOCATION_IN_HOME eq 11,12,13,14 and OFFENDERLIVE eq 2 and OFFENDERINSIDE eq 2 and OFFENDERTRY eq 2

Universe Description: Location of incident is inside respondent's home or lodging but respondent reported that offender did not live there, did not get inside, or did not try to get inside

Text: ✦ **^** Inconsistent entries in LOCATION_IN_HOME, OFFENDERLIVE, OFFENDERINSIDE, and OFFENDERTRY.

The reported location of this incident was inside respondent's home or lodging but it was also reported that the offender did not live there, actually get in, or try to get in.

✦ **^** Select GOTO to return to OFFENDERTRY and up-arrow to change entry in LOCATION_GENERAL, OFFENDERLIVE, OFFENDERINSIDE or OFFENDERTRY

Check Instructions: Allow the following items in the selection when GOTO is pressed:

LOCATION_GENERAL
LOCATION_IN_HOME
OFFENDERLIVE
OFFENDERINSIDE
OFFENDERTRY

Type: Hard

Skip Instructions: Allow the following items in the selection when GOTO is pressed:

LOCATION_GENERAL
LOCATION_IN_HOME
OFFENDERLIVE
OFFENDERINSIDE
OFFENDERTRY

FORCEDENTRY

Field

BNCVS2.LOC_PRESENCE.FORCEDENTRY

Description: Was there evidence the offender got in/tried to get in

Form Pane Label: Evidence of force

SAS Name:

Tag Name: FORCEDENTRY

Inherited Universe: INCINDEX ge 1 and SKIPMID ne 1

Universe: OFFENDERINSIDE eq 1;\nOFFENDERTRY eq 1, DK, RF

Universe Description:

Question Text: Was there any evidence, such as a broken lock or broken window, that the offender(s) ^GOTIN_TRIED?

Fills: GOTIN_TRIED

Instructions: If OFFENDERINSIDE eq 1 fill GOTIN_TRIED with "got in by force"
Elseif OFFENDERTRY eq 1 or DK or RF fill GOTIN_TRIED with "TRIED to get in by force".

Type: Enumerated

Length: 1

Answer List: TYesNo

Value:	Mnemonic:	Description:
1.	Yes	Yes
2.	No	No

Don't Know
 Refuse
 Empty

On Input
 On Output

Array:

Special Instructions: This ITEM is an Editing/Coding instrument item.

Skip Instructions: IF FORCEDENTRY eq 1 goto EVIDENCE
IF FORCEDENTRY eq 2, DK, RF goto OFFENDERGETIN

EVIDENCE

Field

BNCVS2.LOC_PRESENCE.EVIDENCE

Description: What was the evidence that offender got in/tried to get in

Form Pane Label: What evidence

SAS Name:

Tag Name: EVIDENCE

Inherited Universe: INCINDEX ge 1 and SKIPMID ne 1

Universe: FORCEDENTRY eq 1

Universe Description:

Question Text: What was the evidence?

✦ **Probe:** (Anything else?)

✦ Enter all that apply, separate with commas.

Type: Set

Max Number of Values:

Length: 2

Answer List: Evidence

Value:	Mnemonic:	Description:
11		<>Window:[n]Damage to window (include frame, glass broken/removed/cracked)
12		Screen damaged/removed
13		Lock on window damaged/tampered with in some way
14		Other - Specify
15		<>Door:[n]Damage to door (include frame, glass panes, or door removed)
16		Screen damaged/removed
17		Lock or door handle damaged/tampered with in some way
18		Other - Specify
19		<>Other:[n]Other than window or door - Specify

- Don't Know
- Refuse
- Empty

- On Input
- On Output

Array:

Special Instructions: This ITEM is an Editing/Coding instrument item.

Skip Instructions: If EVIDENCE eq 14 goto EVIDENCE_SPEC14
If EVIDENCE eq 18 goto EVIDENCE_SPEC18
If EVIDENCE eq 19 goto EVIDENCE_SPEC19
Else goto FARFROMHOME

EVIDENCE_SPEC14

Field

BNCVS2.LOC_PRESENCE.EVIDENCE_SPEC14

Description: Write-in entry for evidence - window

Form Pane Label: Window Specify

SAS Name:

Tag Name: EVIDENCE_SPEC14

Inherited Universe: INCINDEX ge 1 and SKIPMID ne 1

Universe: EVIDENCE eq 14

Universe Description:

Question Text: [+Please specify what was the other evidence related to a window.](#)

Type: String

Length: 35

- Don't Know
- Refuse
- Empty

- On Input
- On Output

Array:

Special Instructions: This ITEM is an Editing/Coding instrument item.

Skip Instructions: If EVIDENCE eq 18 goto EVIDENCESPEC18
If EVIDENCE eq 19 goto EVIDENCESPEC19
Else goto FARFROMHOME

Field

EVIDENCE_SPEC18
BNCVS2.LOC_PRESENCE.EVIDENCE_SPEC18

Description: Write-in entry for evidence - door

Form Pane Label: Door Specify

SAS Name:

Tag Name: EVIDENCE_SPEC18

Inherited Universe: INCINDEX ge 1 and SKIPMID ne 1

Universe: EVIDENCE eq 18

Universe Description:

Question Text: [+ Please specify what was the other evidence related to a door.](#)

Type: String

Length: 35

- Don't Know
- Refuse
- Empty

- On Input
- On Output

Array:

Special Instructions: This ITEM is an Editing/Coding instrument item.

Skip Instructions: If EVIDENCE eq 19 goto EVIDENCESPEC19
Else goto FARFROMHOME

EVIDENCE_SPEC19

Field

BNCVS2.LOC_PRESENCE.EVIDENCE_SPEC19

Description: Write-in entry for evidence - other

Form Pane Label: Oth. Evid. Specify

SAS Name:

Tag Name: EVIDENCE_SPEC19

Inherited Universe: INCINDEX ge 1 and SKIPMID ne 1

Universe: EVIDENCE eq 19

Universe Description:

Question Text: [+Please specify what was the evidence other than to a window or door.](#)

Type: String

Length: 35

- Don't Know
- Refuse
- Empty

- On Input
- On Output

Array:

Special Instructions: This ITEM is an Editing/Coding instrument item.

Skip Instructions: FARFROMHOME

Field

OFFENDERGETIN
BNCVS2.LOC_PRESENCE.OFFENDERGETIN

Description: How offender got in/tried to get in - no evidence

Form Pane Label: How off got in

SAS Name:

Tag Name: OFFENDERGETIN

Inherited Universe: INCINDEX ge 1 and SKIPMID ne 1

Universe: FORCEDENTRY eq 2, DK, RF

Universe Description:

Question Text: How did the offender ^GETIN_TRY?

Fills: GETIN_TRY

Instructions: If OFFENDERINSIDE eq 1 fill GETIN_TRY with "get in"

Elseif OFFENDERTRY eq 1 or DK or RF fill GETIN_TRY with "TRY to get in".

Type: Enumerated

Length: 2

Answer List: How_Get_In

Value:	Mnemonic:	Description:
11		Let in
12		Offender pushed his/her way in after door opened
13		Through OPEN DOOR or other opening
14		Through UNLOCKED door or window
15		Through LOCKED door or window - Had key
16		Through LOCKED door or window - Picked lock, used credit card, etc., other than key
17		Through LOCKED door or window - Don't know how
18		Don't know
19		Other - Specify

- Don't Know
- Refuse
- Empty

- On Input
- On Output

Array:

Special Instructions: This ITEM is an Editing/Coding instrument item.

Skip Instructions: IF OFFENDERGETIN eq 19 goto OFFENDERGETIN_SPEC
ELSE goto FARFROMHOME

Field

OFFENDERGETIN_SPEC

BNCVS2.LOC_PRESENCE.OFFENDERGETIN_SPEC

Description: Write-in entry for how offender got in

Form Pane Label: How got in Specify

SAS Name:

Tag Name: OFFENDERGETIN_SPEC

Inherited Universe: INCINDEX ge 1 and SKIPMID ne 1

Universe: OFFENDERGETIN eq 19

Universe Description:

Question Text: [+Please specify how the offender ^GETIN_TRY.](#)

Fills: GETIN_TRY

Instructions: If OFFENDERINSIDE eq 1 fill GETIN_TRY with "get in"

Elseif OFFENDERTRY eq 1 or DK or RF fill GETIN_TRY with "TRY to get in".

Type: String

Length: 35

- Don't Know
- Refuse
- Empty

- On Input
- On Output

Array:

Special Instructions: This ITEM is an Editing/Coding instrument item.

Skip Instructions: FARFROMHOME

RESPONDENTSSCHOOL

Field

BNCVS2.LOC_PRESENCE.RESPONDENTSSCHOOL

Description: Was school where incident happened the school the respondent goes to

Form Pane Label: Resp school

SAS Name:

Tag Name: RESPONDENTSSCHOOL

Inherited Universe: INCINDEX ge 1 and SKIPMID ne 1

Universe: LOCATION_SCHOOL = 31,DK,RF

Universe Description:

Question Text: Was it ^YOUR_NAME^NMS school?

Fills: YOUR_NAME

Instructions: If SELFPROXY eq 2 fill YOUR_NAME with "your" Else fill YOUR_NAME with ^NAME.

Fills: NMS

Instructions: If SELFPROXY eq 4 fill NMS with "s" Else leave NMS blank.

Type: Enumerated

Length: 1

Answer List: TYesNo

Value:	Mnemonic:	Description:
1	Yes	Yes
2	No	No

- Don't Know
- Refuse
- Empty

- On Input
- On Output

Array:

Special Instructions: This ITEM is an Editing/Coding instrument item.

Skip Instructions: If RESPONDENTSSCHOOL eq 1 goto PARTSCHOOLBLDG
If RESPONDENTSSCHOOL eq 2, DK, RF goto RESTRICTEDAREA

PARTSCHOOLBLDG

Field

BNCVS2.LOC_PRESENCE.PARTSCHOOLBLDG

Description: Where in school building did incident happen

Form Pane Label: What part of school

SAS Name:

Tag Name: PARTSCHOOLBLDG

Inherited Universe: INCINDEX ge 1 and SKIPMID ne 1

Universe: RESPONDENTSSCHOOL eq 1

Universe Description:

Question Text: In what part of the school building did it happen?

Type: Enumerated

Length: 1

Answer List: Part_Of_School_Building

Value:	Mnemonic:	Description:
1	Classroom	Classroom
2	Hallway/Stairwell	Hallway/Stairwell
3	Bathroom/Locker room	Bathroom/Locker room
4	Other	Other (library, gym, auditorium, cafeteria)

Don't Know

Refuse

Empty

On Input

On Output

Array:

Special Instructions: This ITEM is an Editing/Coding instrument item.

Skip Instructions: RESTRICTEDAREA

Field

RESTRICTEDAREA

BNCVS2.LOC_PRESENCE.RESTRICTEDAREA

Description: Is the area where incident happened a restricted area or open to public

Form Pane Label: Restricted area

SAS Name:

Tag Name: RESTRICTEDAREA

Inherited Universe: INCINDEX ge 1 and SKIPMID ne 1

Universe: LOCATION_GENRAL eq 14,15,16 or 18

Universe Description:

Question Text: [+ Ask or verify:](#)

Did the incident happen in an area restricted to certain people or was it open to the public at the time?

Type: Enumerated

Length: 1

Answer List: Restricted_Area

Value:	Mnemonic:	Description:
1	Open to the public	Open to the public
2	Restricted to certain people	Restricted to certain people (or nobody had a right to be there)
3	Don't know	Don't know
4	Other-Specify	Other - Specify

- Don't Know
- Refuse
- Empty

- On Input
- On Output

Array:

Special Instructions: This ITEM is an Editing/Coding instrument item.

Skip Instructions: If RESTRICTEDAREA eq 4 goto RESTRICTEDAREA_SPEC
Else goto INSIDEOROUT

RESTRICTEDAREA_SPEC

Field

BNCVS2.LOC_PRESENCE.RESTRICTEDAREA_SPEC

Description: Write-in entry for restricted area

Form Pane Label: Restricted Specify

SAS Name:

Tag Name: RESTRICTEDAREA_SPEC

Inherited Universe: INCINDEX ge 1 and SKIPMID ne 1

Universe: RESTRICTEDAREA eq 4

Universe Description:

Question Text: [+Please specify.](#)

Type: String

Length: 35

- Don't Know
- Refuse
- Empty

- On Input
- On Output

Array:

Special Instructions: This ITEM is an Editing/Coding instrument item.

Skip Instructions: INSIDEOROUT

Field

INSIDEOROUT
BNCVS2.LOC_PRESENCE.INSIDEOROUT

Description: Did incident happen indoors or outside

Form Pane Label: Indoors or out

SAS Name:

Tag Name: INSIDEOROUT

Inherited Universe: INCINDEX ge 1 and SKIPMID ne 1

Universe: LOCATION_GENERAL in 12..18

Universe Description:

Question Text: + Ask or verify:

Did it happen indoors, outdoors, or both?

Type: Enumerated

Length: 1

Answer List: Indoor_Outdoor_Both

Value:	Mnemonic:	Description:
1		Indoors (inside a building or enclosed space)
2		Outdoors
3		Both

- Don't Know
 Refuse
 Empty

- On Input
 On Output

Array:

Special Instructions: This ITEM is an Editing/Coding instrument item.

Skip Instructions: (Until April 2009):

FARFROMHOME

(Starting in May 2009):

If INSIDEOROUT eq 1 and LOCATION_1 eq 15,17,19,21,33,34 goto

```
ISITINOROUT_CK  
Elseif INSIDEOROUT eq 2 and LOCATION_1 eq 16,20,(22..27),31 goto  
ISITINOROUT_CK  
Else goto FARFROMHOME
```


Check

ISITINOROUT_CK
BNCVS2.LOC_PRESENCE.ISITINOROUT_CK

Description: Edit check to verify location when LOCATION_1 eq "inside", but INSIDEOROUT eq "outside" or vice versa.

Inherited Universe: INCINDEX ge 1 and SKIPMID ne 1

Universe: INSIDEOROUT eq 1 and LOCATION_1 eq 15,17,19,21,33,34;\nINSIDEOROUT eq 2 and LOCATION_1 eq 16,20,(22..27),31

Universe Description: The field INSIDEOROUT equals 1 (Inside) and the variable LOCATION_1 equals Outdoor locations OR\
\n
The field INSIDEOROUT equals 2 (Outside) and the variable LOCATION_1 equals Indoor locations.

Text: *Â The answers to "location" and "inside or out" are inconsistent.

*Â The "location" was coded as a place that was ^LOCINOROUT and the question INSIDEOROUT was coded asÂ ^INOROUT.

*Â If this is not correct, selectÂ LOCATION_GENERAL or INSIDEOROUT and press the "Goto" button to resolve this issue, otherwise press the "Suppress" buttonÂ to accept the inconsistency.

Check Instructions: LOCATION_GENERAL and INSIDEOROUT should both be in the selection box of the edit check.

This edit check should be added in the Production May instrument.

Type: Soft

Skip Instructions: If "Suppress" is selected goto FARFROMHOME
Elseif "Goto" is selected goto LOCATION_GENERAL or INSIDEOROUT (depending on which item is selected in the selection field.
Else goto INSIDEOROUT

Fills: LOCINOROUT

Instructions: If LOCATION_1 eq 15 fill LOCINOROUT with "outside" Elseif LOCATION_1 eq 16 fill LOCINOROUT with "inside" Elseif LOCATION_1 eq 17 fill LOCINOROUT with "outside" Elseif LOCATION_1 eq 19 fill LOCINOROUT with "outside" Elseif

**LOCATION_1 eq 20 fill LOCINOROUT with
"inside" Elseif LOCATION_1 eq 21 fill
LOCINOROUT with "outside"**

Elseif LOCATION_1 eq 22 fill LOCINOROUT with "inside"
Elseif LOCATION_1 eq 23 fill LOCINOROUT with "inside"
Elseif LOCATION_1 eq 24 fill LOCINOROUT with "inside"
Elseif LOCATION_1 eq 25 fill LOCINOROUT with "inside"
Elseif LOCATION_1 eq 26 fill LOCINOROUT with "inside"
Elseif LOCATION_1 eq 27 fill LOCINOROUT with "inside"
Elseif LOCATION_1 eq 31 fill LOCINOROUT with "inside"
Elseif LOCATION_1 eq 33 fill LOCINOROUT with "outside"
Elseif LOCATION_1 eq 34 fill LOCINOROUT with "outside"

Fills: INOROUT

**Instructions: If INSIDEOROUT eq 1 fill INOROUT with
"inside" Elseid INSIDEOROUT eq 2 fill
INOROUT with "outside"**

Field

FARFROMHOME
BNCVS2.LOC_PRESENCE.FARFROMHOME

Description: How far from home did incident happen

Form Pane Label: Distance from home

SAS Name:

Tag Name: FARFROMHOME

Inherited Universe: INCINDEX ge 1 and SKIPMID ne 1

Universe: LOCATION_GENERAL

Universe Description:

Question Text: [+ Ask or verify:](#)

How far away from home did this happen?

[+ Probe:](#) (Was it within a mile, 5 miles, 50 miles or more?)

[+ Enter the code for the first answer category that the respondent is sure of.](#)

Type: Enumerated

Length: 1

Answer List: Far_From_Home

Value:	Mnemonic:	Description:
1		At, in, or near the building containing the ^RESPONDENTS_VICTIMS home/next door
2		A mile or less
3		Five miles or less
4		Fifty miles or less
5		More than 50 miles
6		Don't know how far

- Don't Know
- Refuse
- Empty

- On Input
- On Output

Array:

Special Instructions: This ITEM is an Editing/Coding instrument item.

Skip Instructions: HHMEMBERPRESENT

Field

HHMEMBERPRESENT
BNCVS2.LOC_PRESENCE.HHMEMBERPRESENT

Description: Were any household members present during the incident

Form Pane Label: Present

SAS Name:

Tag Name: HHMEMBERPRESENT

Inherited Universe: INCINDEX ge 1 and SKIPMID ne 1

Universe: FARFROMHOME

Universe Description:

Help Screen: H_PRESENCE_ENG

Question Text:

✦ [Ask or verify:](#)

^WERE_WAS_C ^YOU_NAME ^OTHERMEMBER present when this incident occurred?

✦ [You may need to probe to obtain more details to determine if respondent was present.](#)

[Read as needed:](#) (A household member is considered present when he/she is at the immediate scene of the crime incident and there is an opportunity for the offender to attack, threaten to physically harm, or to take something directly from the household member.)

Fills: WERE_WAS_C

Instructions: If SELFPROXY eq 2 fill WERE_WAS_C with "Were" Else fill WERE_WAS_C with "Was".

Fills: YOU_NAME

Instructions: If SELFPROXY eq 2 fill YOU_NAME with "you" Else fill YOU_NAME with ^NAME.

Fills: OTHERMEMBER

Instructions: If HIGHLNO ne 1 fill OTHERMEMBER with "or any other member of this household"

Else leave OTHERMEMBER blank.

Type: Enumerated
Length: 1

Answer List: TYesNo

Value:	Mnemonic:	Description:
1	Yes	Yes
2	No	No

- Don't Know
- Refuse
- Empty

- On Input
- On Output

Store Instructions: If respondent present and there is only one household member (HIGHLNO = 1), store 1 in WHICHMEMBER

Array:

Special Instructions: If respondent present and there is only one household member (HIGHLNO eq 1), then the instrument should skip to SEEOFFENDER

For Spanish screen use the Help screen named H_PRESENCE_SP.

This ITEM is an Editing/Coding instrument item.

Skip Instructions: (Through January 2009):

If HHMEMBERPRESENT eq 2,DK,RF goto KNOWLEARNOFFENDERS
Elseif HHMEMBERPRESENT eq 1 AND HIGHLNO eq 1 (only one household member) goto SEEOFFENDER
Else goto WHICHMEMBER

(Starting in February 2009):

If HHMEMBERPRESENT eq 2 or DK goto PRESENCEVERIFY_CHK
Elseif HHMEMBERPRESENT eq RF goto KNOWLEARNOFFENDERS
Elseif HHMEMBERPRESENT eq 1 AND HIGHLNO eq 1 goto SEEOFFENDER
Else goto WHICHMEMBER

Check

PRESENCEVERIFY_CK
BNCVS2.LOC_PRESENCE.PRESENCEVERIFY_CK

Description: Edit check to verify presence when HHMEMBERPRESENT eq "No" or "Don't know".

Inherited Universe: INCINDEX ge 1 and SKIPMID ne 1

Universe: HHMEMBERPRESENT eq 2, DK

Universe Description: Coded as not present or don't know if present at the HHMEMBERPRESENT field.

Text: **✦** Verify whether or not the respondent or another household member was at the immediate scene of the crime during the incident.

✦ If after verifying presence, you determine they were present press the "Close" or "Goto" button.

✦ If after verifying presence, you determine they were not present press the "Suppress" button.

Check Instructions: Only HHMEMBERPRESENT should be in the selection box of the edit check.

This edit check should be added in the Production February instrument.

Type: Soft

Skip Instructions: If "Suppress" is selected goto KNOWLEARNOFFENDERS
Else goto HHMEMBERPRESENT

VERIFYPRESENCE

Field

BNCVS2.LOC_PRESENCE.VERIFYPRESENCE

Description: Screen added to ask the FR to verify presence, when coded that the respondent was not present during the incident. This screen is to replace the PRESENCEVERIFY_CHK due to comments from FLD TEAM about this screen and because the edit check is not working as expected (causing more false positives of being present).

Form Pane Label: Verify Presence

SAS Name:

Tag Name: VERIFYPRESENCE

Inherited Universe: INCINDEX ge 1 and SKIPMID ne 1

Universe: HHMEMBERPRESENT eq 2, DK

Universe Description: Coded no one present or don't know if anyone was present during the incident.

Question Text: [+ Verify whether the respondent or another household member was at the immediate scene of the crime during the incident.](#)

Type: Classification

Length: 1

- Don't Know
- Refuse
- Empty

- On Input
- On Output

Array:

Special Instructions: Need to look at new skips (6 of them)/universes (7 of them) to include when VERIFYPRESENCE eq 1.

Skip Instructions: If VERIFYPRESENCE eq 1 goto WHICHMEMBERPRESENT
Else goto KNOWLEARNOFFENDERS

Field

WHICHMEMBER
BNCVS2.LOC_PRESENCE.WHICHMEMBER

Description: Which household members were present during the incident

Form Pane Label: Which mem. pres.

SAS Name:

Tag Name: WHICHMEMBER

Inherited Universe: INCINDEX ge 1 and SKIPMID ne 1

Universe: HHMEMBERPRESENT eq 1, DK, RF and highlno ne 1

Universe Description: If respondent is present (or refused or said they did not know if they or other household members were present), and there is more than one household member, then ask WHICHMEMBER (asks which household member was present).

Question Text: [Ask or verify:](#)

Which household members were present?

Type: Enumerated

Length: 1

Answer List: Which_Member

Value:	Mnemonic:	Description:
1		^RESPONDENT_VICTIM_C only
2		^RESPONDENT_VICTIM_C and other household member(s)
3		Only other household member(s), not ^RESPONDENT_VICTIM

Don't Know

Refuse

Empty

On Input

On Output

Array:

Special Instructions: This ITEM is an Editing/Coding instrument item.

Skip Instructions: If WHICHMEMBER eq 1, 2, DK, RF goto SEEOFFENDER
ELSE goto HAPPEN

NCVS2SEC1INTID

Field

BNCVS2.LOC_PRESENCE.NCVS2SEC1INTID

Description: ID of the FR who completed the NCVS 2, Section 1 block (LocationPresence)

Form Pane Label:

SAS Name:

Tag Name: ncvs2sec1intid

Inherited Universe: INCINDEX ge 1 and SKIPMID ne 1

Universe:

Universe Description:

Question Text:

Type: Classification

Length: 3

- Don't Know
- Refuse
- Empty

- On Input
- On Output

Store Instructions: If ((HHMEMBERPRESENT eq 2,DK,RF or
WHICHMEMBER eq 1,2,3,DK,RF) AND NCVS2SEC1INTID is empty)
store INTID in NCVS2SEC1INTID and
store USERID in NCVS2SEC1JBID

Array:

Field

NCVS2SEC1JBID

BNCVS2.LOC_PRESENCE.NCVS2SEC1JBID

Description: James Bond ID of the FR who completed the NCVS 2, Section 1 block (LocationPresence)

Form Pane Label:

SAS Name:

Tag Name: ncvs2sec1jbid

Inherited Universe: INCINDEX ge 1 and SKIPMID ne 1

Universe:

Universe Description:

Question Text:

Type: Classification

Length: 8

Don't Know Refuse Empty
On Input
x On Output

Store Instructions: If ((HHMEMBERPRESENT eq 2,DK,RF or WHICHMEMBER eq 1,2,3,DK,RF) AND NCVS2SEC1JBID is empty) store USERID in NCVS2SEC1JBID

Array:

PLACEHOLDER FOR SPEC'ING OUT THIS ABILITY

BEGINNING HERE, INTERVIEWER CAN SKIP OUT IF AN INCIDENT IF THE R MENTIONS IT IS A DUPLICATE

Menu item labeled "Skip Out of Incident" – shortcut Shift-Delete

1. Visible when the flag field SkipOut <> 1
2. Enabled when incident number greater than 1 and the current section is Attack_Care to Hate (or questions Attack_Care.SeeOffender to Hate.TellPoliceHateCrime).
3. When shift delete is pressed (or the menu option is clicked) the cursor will move to the previous question and then set the SkipOut flag to 1. The FI will then need to press enter to go to the Summary question.
4. I needed to move to the previous question since I didn't immediately see a way to check if the current question had a response. If the current question doesn't have a response you can't move forward after the SkipOut flag is set to 1. The FI would need to press the up arrow and then press enter.

Menu item labeled "Don't Skip Out of Incident" - if the FI accidentally clicks "Skip Out of Incident".

1. Visible when the flag field SkipOut = 1
2. Enabled when incident number greater than 1 and the current section is Loc_Presence to Hate
3. This will put all the sections back on the route for the current incident.

Block

ATTACK_CARE
BNCVS2.ATTACK_CARE

Description: Attack/Threat/Injury/Medical Care

Tab Name: Attack/Threat/Injury/Medical Care

Fly Over Name:

Universe Type: If

Inherited Universe: INCINDEX ge 1 and SKIPMID ne 1

Universe:

Universe Description:

Array:

Block Instructions:

SEEOFFENDER

Field

BNCVS2.ATTACK_CARE.SEOFFENDER

Description: Did respondent see the offender

Form Pane Label: See offender

SAS Name:

Tag Name: SEEOFFENDER

Inherited Universe: INCINDEX ge 1 and SKIPMID ne 1

Universe: (HHMEMBERPRESENT eq 1,DK,RF and HIGHLNO eq 1) OR \
WHICHMEMBER eq 1,2,DK,RF

Universe Description: The respondent or the respondent and other household members were present or the respondent doesn't know or refused to answer who was present.

Question Text: [Ask or verify:](#)

Did ^YOU_NAME personally see an offender?

Fills: YOU_NAME

Instructions: If SELFPROXY eq 2 fill YOU_NAME with "you"
Else fill YOU_NAME with ^NAME.

Type: Enumerated

Length: 2

Answer List: Yes_No_Dk(Fill)

Value:	Mnemonic:	Description:
1		Yes
2		No
^3		^DONTKNOWIFSAW

- Don't Know
 Refuse
 Empty

- On Input
 On Output

Array:

Special Instructions: NEED AN EDIT IF SELF INTERVIEW AND DONT KNOW IS ENTERED

This ITEM is an Editing/Coding instrument item.

Skip Instructions: WEAPONPRESENT

WEAPONPRESENT

Field

BNCVS2.ATTACK_CARE.WEAPONPRESENT

Description: Did the offender have a weapon

Form Pane Label: Weapon present

SAS Name:

Tag Name: WEAPONPRESENT

Inherited Universe: INCINDEX ge 1 and SKIPMID ne 1

Universe: SEEOFFENDER

Universe Description:

Help Screen: H_WEAPON_ENG

Question Text:

Did the offender have a weapon such as a gun or knife, or something to use as a weapon, such as a bottle or wrench?

Type: Enumerated

Length: 1

Answer List: TYes_No_Dk

Value:	Mnemonic:	Description:
1	Yes	
2	No	
3	Don't know	

- Don't Know
- Refuse
- Empty

- On Input
- On Output

Array:

Special Instructions: For the Spanish Help screen, use H_WEAPON_SP.

This ITEM is an Editing/Coding instrument item.

Skip Instructions: If WEAPONPRESENT = 1 goto WEAPON
Else goto ATTACK

Field

WEAPON
BNCVS2.ATTACK_CARE.WEAPON

Description: What type of weapon was present

Form Pane Label: Weapon type

SAS Name:

Tag Name: WEAPON

Inherited Universe: INCINDEX ge 1 and SKIPMID ne 1

Universe: WEAPONPRESENT = 1

Universe Description: A weapon was present during this incident.

Question Text: What was the weapon?

✦ **Probe:** (Anything else?)

✦ Enter all that apply, separate with commas.

Type: Set

Max Number of Values:

Length: 1

Answer List: Weapon

Value:	Mnemonic:	Description:
1	Hand gun	Hand gun (pistol, revolver, etc.)
2	Other gun	Other gun (rifle, shotgun, etc.)
3	Knife	Knife
4	Other sharp object	Other sharp object (scissors, ice pick, axe, etc.)
5	Blunt object	Blunt object (rock, club, blackjack, etc.)
6	Other - Specify	Other - Specify

- Don't Know
 Refuse
 Empty

- On Input
 On Output

Array:

Special Instructions: This ITEM is an Editing/Coding instrument item.

Skip Instructions: If WEAPON = 6 goto WEAPON_SPEC

Else goto ATTACK

Field

WEAPON_SPEC
BNCVS2.ATTACK_CARE.WEAPON_SPEC

Description: Write-in entry for type of weapon

Form Pane Label: Weapon Specify

SAS Name:

Tag Name: WEAPON_SPEC

Inherited Universe: INCINDEX ge 1 and SKIPMID ne 1

Universe: WEAPON = 6

Universe Description: Other type of weapon selected.

Question Text: [+ Please specify the other weapon.](#)

Type: String

Length: 35

Don't Know

Refuse

Empty

On Input

On Output

Array:

Special Instructions: This ITEM is an Editing/Coding instrument item.

Skip Instructions: ATTACK

ATTACK

Field

BNCVS2.ATTACK_CARE.ATTACK

Description: Did the offender attack respondent in any way

Form Pane Label: Attack

SAS Name:

Tag Name: ATTACK

Inherited Universe: INCINDEX ge 1 and SKIPMID ne 1

Universe: WHICHMEMBER eq 1,2,DK,RF

Universe Description:

Question Text: Did the offender hit ^YOU_NAME, knock ^YOU_HIM_HER down, or actually attack ^YOU_HIM_HER in any way?

Fills: YOU_NAME

Instructions: If SELFPROXY eq 2 fill YOU_NAME with "you"
Else fill YOU_NAME with ^NAME.

Fills: YOU_HIM_HER

Instructions: If SELFPROXY eq 2 fill YOU_HIM_HER with "you"
Elseif SELFPROXY eq 4 AND SEX eq 1 fill YOU_HIM_HER with "him"
Elseif SELFPROXY eq 4 AND SEX eq 2 fill YOU_HIM_HER with "her"
Elseif SELFPROXY eq 4 AND SEX ne 1 or 2 fill YOU_HIM_HER with ^NAME.

Type: Enumerated

Length: 1

Answer List: TYesNo

Value:	Mnemonic:	Description:
1	Yes	Yes
2	No	No

- Don't Know
- Refuse
- Empty

- On Input
- On Output

Array:

Special Instructions: This ITEM is an Editing/Coding instrument item.

Skip Instructions: If ATTACK eq 1 goto HOWATTACK
Else goto TRYATTACK

TRYATTACK

Field

BNCVS2.ATTACK_CARE.TRYATTACK

Description: Did offender try to attack respondent

Form Pane Label: Attempted attack

SAS Name:

Tag Name: TRYATTACK

Inherited Universe: INCINDEX ge 1 and SKIPMID ne 1

Universe: ATTACK = 2, DK, RF

Universe Description: The offender did not attack the respondent.

Question Text: Did the offender TRY to attack ^YOU_NAME?

Fills: YOU_NAME

Instructions: If SELFPROXY eq 2 fill YOU_NAME with "you"
Else fill YOU_NAME with ^NAME.

Type: Enumerated

Length: 1

Answer List: TYesNo

Value:	Mnemonic:	Description:
1	Yes	Yes
2	No	No

- Don't Know
- Refuse
- Empty

- On Input
- On Output

Array:

Special Instructions: This ITEM is an Editing/Coding instrument item.

Skip Instructions: If TRYATTACK = 1 goto HOWTRYATTACK
Else goto THREATEN

Field

THREATEN
BNCVS2.ATTACK_CARE.THREATEN

Description: Did the offender threaten the respondent in any way

Form Pane Label: Threat

SAS Name:

Tag Name: THREATEN

Inherited Universe: INCINDEX ge 1 and SKIPMID ne 1

Universe: TRYATTACK = 2, DK, RF

Universe Description: The offender did NOT try to attack the respondent.

Question Text: Did the offender THREATEN ^YOU_HIM_HER with harm in any way?

Fills: YOU_HIM_HER

Instructions: If SELFPROXY eq 2 fill YOU_HIM_HER with "you"

Elseif SELFPROXY eq 4 AND SEX eq 1 fill YOU_HIM_HER with "him"

Elseif SELFPROXY eq 4 AND SEX eq 2 fill YOU_HIM_HER with "her"

Elseif SELFPROXY eq 4 AND SEX ne 1 or 2 fill YOU_HIM_HER with ^NAME.

Type: Enumerated

Length: 1

Answer List: TYesNo

Value:	Mnemonic:	Description:
1	Yes	Yes
2	No	No

Don't Know

Refuse

Empty

On Input

On Output

Array:

Special Instructions: This ITEM is an Editing/Coding instrument item.

Skip Instructions: If THREATEN = 1 goto HOWTHREATEN

Else goto WHATHAPPEN

WHATHAPPEN

Field

BNCVS2.ATTACK_CARE.WHATHAPPEN

Description: What actually happened - respondent present

Form Pane Label: What happened

SAS Name:

Tag Name: WHATHAPPEN

Inherited Universe: INCINDEX ge 1 and SKIPMID ne 1

Universe: THREATEN eq 2,DK,RF

Universe Description: The offender did NOT threaten the respondent.

Question Text: What actually happened?

✦ **Probe:** (Anything else?)

✦ Enter all that apply, separate with commas.

Type: Set

Max Number of Values:

Length: 2

Answer List: What_Happened_1

Value:	Mnemonic:	Description:
11		Something taken without permission
12		Attempted or threatened to take something
13		Harassed, argument, abusive language
14		Unwanted sexual contact with force (grabbing, fondling, etc.)
15		Unwanted sexual contact without force (grabbing, fondling, etc.)
16		Forcible entry or attempted forcible entry of house/apartment
17		Forcible entry or attempted forcible entry of car
18		Damaged or destroyed property
19		Attempted or threatened to damage or destroy property
20		Other - Specify

Don't Know

Refuse

Empty

On Input

On Output

Array:

Special Instructions: This ITEM is an Editing/Coding instrument item.

Skip Instructions: If WHATHAPPEN eq 20 goto WHATHAPPEN_SPEC
Elseif WHATHAPPEN eq 14 goto SEXCONFORCEPROBE_1
Elseif SEX eq 2 AND 18<=AGE<=49 goto PREGATTIMEOFINC
Else goto PROTECTSELF

SKIP PATTERN STARTING IN JULY 2008:

If WHATHAPPEN eq 20 goto WHATHAPPEN_SPEC
Elseif WHATHAPPEN eq 14 goto SEXCONFORCEPROBE_1
Elseif WHATHAPPEN eq 15 goto IMPACT_JOB
Elseif SEX eq 2 AND 18<=AGE<=49 goto PREGATTIMEOFINC
Else goto PROTECTSELF

WHATHAPPEN_SPEC

Field

BNCVS2.ATTACK_CARE.WHATHAPPEN_SPEC

Description: Write-in entry for what actually happened

Form Pane Label: What happen Specify

SAS Name:

Tag Name: WHATHAPPEN_SPEC

Inherited Universe: INCINDEX ge 1 and SKIPMID ne 1

Universe: WHATHAPPEN eq 20

Universe Description: Respondent's response of what happened during this incident doesn't fit a predefined category.

Question Text: [+ Please specify what actually happened.](#)

Type: String

Length: 35

- Don't Know
- Refuse
- Empty

- On Input
- On Output

Array:

Special Instructions: This ITEM is an Editing/Coding instrument item.

Skip Instructions: If WHATHAPPEN eq 14 goto SEXCONFORCEPROBE_1
Elseif SEX eq 2 AND 18<=AGE<=49 goto PREGATTIMEOFINC
Else goto PROTECTSELF

SKIP PATTERN STARTING IN JULY 2008:

If WHATHAPPEN eq 14 goto SEXCONFORCEPROBE_1
Elseif WHATHAPPEN eq 15 goto IMPACT_JOB
Elseif SEX eq 2 AND 18<=AGE<=49 goto PREGATTIMEOFINC
Else goto PROTECTSELF

Field

SEXCONFORCEPROBE_1
BNCVS2.ATTACK_CARE.SEXCONFORCEPROBE_1

Description: Probe to determine if respondent means forced or coerced sexual intercourse

Form Pane Label: What happen Probe

SAS Name:

Tag Name: SEXCONFORCEPROBE_1

Inherited Universe: INCINDEX ge 1 and SKIPMID ne 1

Universe: WHATHAPPEN eq 14

Universe Description: Respondent states they experienced unwanted sexual contact with force.

Question Text: You mentioned some type of unwanted sexual contact with force. Do you mean forced or coerced sexual intercourse including attempts?

Type: Enumerated

Length: 1

Answer List: TYesNo

Value:	Mnemonic:	Description:
1	Yes	Yes
2	No	No

Don't Know

Refuse

Empty

On Input

On Output

Store Instructions: If SEXCONFORCEPROBE_1 eq 1 store 1 in ATTACK

Array:

Skip Instructions: If SEXCONFORCEPROBE_1 eq 1 goto HOWATTACK
Elseif SEX eq 2 AND 18<=AGE<=49 goto PREGATTIMEOFINC
Else goto PROTECTSELF

SKIP PATTERN STARTING IN JULY 2008:

If SEXCONFORCEPROBE_1 eq 1 goto HOWATTACK
Else goto IMPACT_JOB

HOWTRYATTACK

Field

BNCVS2.ATTACK_CARE.HOWTRYATTACK

Description: How did offender try to attack respondent

Form Pane Label: How tried attack

SAS Name:

Tag Name: HOWTRYATTACK

Inherited Universe: INCINDEX ge 1 and SKIPMID ne 1

Universe: TRYATTACK eq 1

Universe Description: Offender tried to attack the respondent.

Question Text: How did the offender TRY to attack ^YOU_NAME?

◆ **Probe:** (Any other way?)

◆ Enter all that apply, separate with commas.

Fills: YOU_NAME

Instructions: If SELFPROXY eq 2 fill YOU_NAME with "you"
Else fill YOU_NAME with ^NAME.

Type: Set

Max Number of Values:

Length: 2

Answer List: How_Threat_Attack

Value:	Mnemonic:	Description:
11		Verbal threat of rape
12		Verbal threat to kill
13		Verbal threat of attack other than to kill or rape
14		Verbal threat of sexual assault other than rape
15		Unwanted sexual contact with force (grabbing, fondling, etc.)
16		Unwanted sexual contact without force (grabbling, fondling, etc.)
17		Weapon present or threatened with weapon
18		Shot at (but missed)
19		Attempted attack with knife/sharp weapon
20		Attempted attack with weapon other than gun/knife/sharp weapon
21		Object thrown at person
22		Followed or surrounded

23	Tried to hit, slap, knock down, grab, hold, trip, jump, push, etc.
24	Other - Specify

- Don't Know
- Refuse
- Empty

- On Input
- On Output

Array:

Special Instructions: This ITEM is an Editing/Coding instrument item.

Skip Instructions: If HOWTRYATTACK eq 24 goto HOWTRYATTACK_SPEC
Elseif HOWTRYATTACK eq 15 goto SEXCONFORCEPROBE_2
Elseif SEX eq 2 AND 18<=AGE<=49 goto PREGATTIMEOFINC
Else goto PROTECTSELF

SKIP PATTERN STARTING IN JULY 2008:

If HOWTRYATTACK eq 24 goto HOWTRYATTACK_SPEC
Elseif HOWTRYATTACK eq 15 goto SEXCONFORCEPROBE_2
Else goto IMPACT_JOB

HOWTRYATTACK_SPEC

BNCVS2.ATTACK_CARE.HOWTRYATTACK_SPEC

Field

Description: Write-in entry for how offender tried to attack

Form Pane Label: Try to attack Specify

SAS Name:

Tag Name: HOWTRYATTACK_SPEC

Inherited Universe: INCINDEX ge 1 and SKIPMID ne 1

Universe: HOWTRYATTACK eq 24

Universe Description: Respondent's response to how the offender tried to attack doesn't fit the pre-defined categories.

Question Text: [+ Please specify how the offender TRIED to attack ^YOU_NAME.](#)

Fills: YOU_NAME

Instructions: If SELFPROXY eq 2 fill YOU_NAME with "you"
Else fill YOU_NAME with ^NAME.

Type: String

Length: 35

- Don't Know
 Refuse
 Empty

- On Input
 On Output

Array:

Special Instructions: This ITEM is an Editing/Coding instrument item.

Skip Instructions: If HOWTRYATTACK eq 15 goto SEXCONFORCEPROBE_2
Elseif SEX eq 2 AND 18<=AGE<=49 goto PREGATTIMEOFINC
Else goto PROTECTSELF

SKIP PATTERN STARTING IN JULY 2008:

If HOWTRYATTACK eq 15 goto SEXCONFORCEPROBE_2
Else goto IMPACT_JOB

Field

HOWTHREATEN
BNCVS2.ATTACK_CARE.HOWTHREATEN

Description: How offender threatened the respondent

Form Pane Label: How threatened

SAS Name:

Tag Name: HOWTHREATEN

Inherited Universe: INCINDEX ge 1 and SKIPMID ne 1

Universe: THREATEN eq 1

Universe Description: Offender threatened respondent.

Question Text: How ^WERE_WAS ^YOU_NAME threatened?

✦ **Probe:** (Any other way?)

✦ Enter all that apply, separate with commas.

Fills: WERE_WAS

Instructions: If SELFPROXY eq 2 fill WERE_WAS with "were"
Else fill WERE_WAS with "was".

Fills: YOU_NAME

Instructions: If SELFPROXY eq 2 fill YOU_NAME with "you"
Else fill YOU_NAME with ^NAME.

Type: Set

Max Number of Values:

Length: 2

Answer List: How_Threat_Attack

Value:	Mnemonic:	Description:
11		Verbal threat of rape
12		Verbal threat to kill
13		Verbal threat of attack other than to kill or rape
14		Verbal threat of sexual assault other than rape
15		Unwanted sexual contact with force (grabbing, fondling, etc.)
16		Unwanted sexual contact without force (grabbling, fondling, etc.)
17		Weapon present or threatened with weapon

18	Shot at (but missed)
19	Attempted attack with knife/sharp weapon
20	Attempted attack with weapon other than gun/knife/sharp weapon
21	Object thrown at person
22	Followed or surrounded
23	Tried to hit, slap, knock down, grab, hold, trip, jump, push, etc.
24	Other - Specify

- Don't Know
- Refuse
- Empty

- On Input
- On Output

Array:

Special Instructions: This ITEM is an Editing/Coding instrument item.

[02/27/07 changed "Answer List Type" from enumerated to set since this is a "mark all that apply" question. Since this field in the instrument was already coded as a multiple entry item, I decided not to create a change request -- cds]

Skip Instructions: If HOWTHREATEN eq 24 goto HOWTHREATEN_SPEC
Elseif HOWTHREATEN eq 15 goto SEXCONFORCEPROBE_2
Elseif SEX eq 2 AND 18<=AGE<=49 goto PREGATTIMEOFINC
Else goto PROTECTSELF

SKIP PATTERN STARTING IN JULY 2008:

If HOWTHREATEN eq 24 goto HOWTRYATTACK_SPEC
Elseif HOWTHREATEN eq 15 goto SEXCONFORCEPROBE_2
Else goto IMPACT_JOB

Field

HOWTHREATEN_SPEC

BNCVS2.ATTACK_CARE.HOWTHREATEN_SPEC

Description: Write-in entry for how the offender threatened the respondent

Form Pane Label: Threatened Specify

SAS Name:

Tag Name: HOWTHREATEN_SPEC

Inherited Universe: INCINDEX ge 1 and SKIPMID ne 1

Universe: HOWTHREATEN eq 24

Universe Description: Respondent's response to how they were threatened didn't fit pre-defined categories.

Question Text: + Please specify how ^WERE_WAS ^YOU_NAME threatened.

Fills: WERE_WAS

Instructions: If SELFPROXY eq 2 fill WERE_WAS with "were"
Else fill WERE_WAS with "was".

Fills: YOU_NAME

Instructions: If SELFPROXY eq 2 fill YOU_NAME with "you"
Else fill YOU_NAME with ^NAME.

Type: String

Length: 35

- Don't Know
 Refuse
 Empty

- On Input
 On Output

Array:

Special Instructions: This ITEM is an Editing/Coding instrument item.

Skip Instructions: If HOWTHREATEN eq 15 goto SEXCONFORCEPROBE_2
Elseif SEX eq 2 AND 18<=AGE<=49 goto PREGATTIMEOFINC
Else goto PROTECTSELF

SKIP PATTERN STARTING IN JULY 2008:

If HOWTHREATEN eq 15 goto SEXCONFORCEPROBE_2
Else goto IMPACT_JOB

Field

SEXCONFORCEPROBE_2
BNCVS2.ATTACK_CARE.SEXCONFORCEPROBE_2

Description: Probe to determine if respondent means forced or coerced sexual intercourse

Form Pane Label: Try-Threat Probe

SAS Name:

Tag Name: SEXCONFORCEPROBE_2

Inherited Universe: INCINDEX ge 1 and SKIPMID ne 1

Universe: HOWTRYATTACK eq 15 or\
HOWTHREATEN eq 15

Universe Description: Respondent experienced unwanted sexual contact with force.

Question Text: You mentioned some type of unwanted sexual contact with force. Do you mean forced or coerced sexual intercourse including attempts?

Type: Enumerated

Length: 1

Answer List: TYesNo

Value:	Mnemonic:	Description:
1	Yes	Yes
2	No	No

- Don't Know
- Refuse
- Empty

- On Input
- On Output

Store Instructions: If SEXCONFORCEPROBE_2 eq 1 store 1 in ATTACK

Array:

Skip Instructions: If SEXCONFORCEPROBE_2 eq 1 goto HOWATTACK
Elseif SEX eq 2 AND 18<=AGE<=49 goto PREGATTIMEOFINC
Else goto PROTECTSELF

SKIP PATTERN STARTING IN JULY 2008:

If SEXCONFORCEPROBE_2 eq 1 goto HOWATTACK

Else goto IMPACT_JOB

Field

HOWATTACK
BNCVS2.ATTACK_CARE.HOWATTACK

Description: How offender attacked respondent

Form Pane Label: How attacked

SAS Name:

Tag Name: HOWATTACK

Inherited Universe: INCINDEX ge 1 and SKIPMID ne 1

Universe: ATTACK = 1

Universe Description: Respondent confirmed attack.

Question Text: +^CHANGE_RESPONSE

How ^WERE_WAS ^YOU_NAME attacked?

+Probe: (Any other way?)

+Enter all that apply, separate with commas.

Fills: CHANGE_RESPONSE

Instructions: If ATTACKRAPEDPROBE eq 2 or ATTEMPTATTACKRAPEPROBE eq 2 fill CHANGE_RESPONSE with the interviewer instruction "<>Change the current response, respondent not raped, and no attempted rape.[n]"
Else leave CHANGE_RESPONSE blank.

Fills: WERE_WAS

Instructions: If SELFPROXY eq 2 fill WERE_WAS with "were"
Else fill WERE_WAS with "was".

Fills: YOU_NAME

Instructions: If SELFPROXY eq 2 fill YOU_NAME with "you"
Else fill YOU_NAME with ^NAME.

Type: Set

Max Number of Values:

Length: 28

Answer List: How_Attack

Value:	Mnemonic:	Description:
--------	-----------	--------------

11	Raped
12	Tried to rape
13	Sexual assault other than rape or attempted rape
14	Shot
15	Shot at (but missed)
16	Hit with gun held in hand
17	Stabbed/cut with knife/sharp object
18	Attempted attack with weapon (other than gun) held in hand
19	Hit by object (other than gun) held in hand
20	Hit by thrown object
21	Attempted attack with weapon other than gun/knife/sharp weapon
22	Hit, slapped, knocked down
23	Grabbed, held, tripped, jumped, pushed, etc.
24	Other - Specify

- Don't Know
- Refuse
- Empty

- On Input
- On Output

Store Instructions: If (HOWATTACK eq 11 and HOWATTACK ne 12) store 1 in RAPEATTRAPE1 (initially rape only)
If (HOWATTACK eq 12 and HOWATTACK ne 11) store 2 in RAPEATTRAPE1 (initially attempted rape only)

Array:

Special Instructions: This ITEM is an Editing/Coding instrument item.

*EXPLANATION OF 2nd and 3rd skip instructions:

If on first pass rape(11) is marked but attempted rape(12) is not marked (RAPEATTRAPE = 1; set at HOWATTACK), goto rape edit check(probe)(RAPE_EDIT_CHK). If RAPE_EDIT_CHK = 'suppress' and RAPEATTRAPE = 1 (ie. resp verifies rape), proceed (goto) to PRETHREATEN. If 'goto', return to HOWATTACK. After re-marking HOWATTACK if there is an entry of 12 (Tried to Rape), BYPASS the attempted rape edit check and proceed to PRETHREATEN. (Also, if there is not an entry of 12 marked, bypass the attempted rape edit check probe).

Similarly, if on first pass attempted rape(12) is marked but rape (11) is not marked, goto attempted rape edit check(probe). If 'suppress' (ie. resp verifies attempted rape), proceed to PRETHREATEN. If 'goto', return to HOWATTACK. After re-marking HOWATTACK if there is an entry of 11 (Rape), BYPASS the rape probe edit check

and proceed to prethreaten. (Also, if there is not an entry of 11 marked, bypass the rape edit check probe).

Skip Instructions: If HOWATTACK = 24 goto HOWATTACK_SPEC

Elseif HOWATTACK = 11 and RAPEATTRAPE1 = 2 goto PRETHREATEN

Elseif HOWATTACK = 11 goto RAPE_CHK1

Elseif HOWATTACK = 12 and RAPEATTRAPE1 = 1 goto PRETHREATEN

Elseif HOWATTACK = 12 goto ATTRAPE_CHK1

Else goto PRETHREATEN

HOWATTACK_SPEC

Field

BNCVS2.ATTACK_CARE.HOWATTACK_SPEC

Description: Write-in entry for how offender attacked respondent

Form Pane Label: How attack Specify

SAS Name:

Tag Name: HOWATTACK_SPEC

Inherited Universe: INCINDEX ge 1 and SKIPMID ne 1

Universe: HOWATTACK eq 24

Universe Description: Respondent's response of how they were attacked didn't fit into predefined category.

Question Text: [+ Please specify how ^WERE_WAS ^YOU_NAME attacked.](#)

Fills: WERE_WAS

Instructions: If SELFPROXY eq 2 fill WERE_WAS with "were"
Else fill WERE_WAS with "was".

Fills: YOU_NAME

Instructions: If SELFPROXY eq 2 fill YOU_NAME with "you"
Else fill YOU_NAME with ^NAME.

Type: String

Length: 35

Don't Know
 Refuse
 Empty

On Input
 On Output

Array:

Special Instructions: This ITEM is an Editing/Coding instrument item.

Skip Instructions: If HOWATTACK eq 11 and RAPEATTRAPE1 eq 2 goto PRETHREATEN
Elseif HOWATTACK eq 11 goto RAPE_CHK1

Elseif HOWATTACK eq 12 and RAPEATTRAPE1 eq 1 goto PRETHREATEN
Elseif HOWATTACK eq 12 goto ATTRAPE_CHK1

Else goto PRETHREATEN

Check

RAPE_CK1
BNCVS2.ATTACK_CARE.RAPE_CK1

Description: Rape probe

Inherited Universe: INCINDEX ge 1 and SKIPMID ne 1

Universe: HOWATTACK eq 11

Universe Description:

Text: You mentioned rape. Do you mean forced or coerced sexual intercourse?

✦ If "no", then ask: What do you mean?

Check Instructions:

Type: Soft

Skip Instructions: If SUPPRESS and HOWATTACK eq 12 goto ATTRAPE_CK1
Elseif SUPPRESS goto PRETHREATEN
Else goto HOWATTACK

ATTRAPE_CK1

Check

BNCVS2.ATTACK_CARE.ATTRAPE_CK1

Description: Attempted rape probe

Inherited Universe: INCINDEX ge 1 and SKIPMID ne 1

Universe: HOWATTACK eq 12 or\
ATTRAPE_CK1 eq SUPPRESS and ATTACK eq 12

Universe Description:

Text: You mentioned attempted rape. Do you mean attempted forced or coerced sexual intercourse?

✦ If "no", then ask: What do you mean?

Check Instructions:

Type: Soft

Skip Instructions: If SUPPRESS goto PRETHREATEN
Else goto HOWATTACK

Field

PRETHREATEN
BNCVS2.ATTACK_CARE.PRETHREATEN

Description: Did the offender threaten respondent before attack

Form Pane Label: Threat before attack

SAS Name:

Tag Name: PRETHREATEN

Inherited Universe: INCINDEX ge 1 and SKIPMID ne 1

Universe: ATTACK eq 1

Universe Description: Respondent reported they were attacked.

Question Text: Did the offender THREATEN to hurt ^YOU_HIM_HER before ^YOU_HE_SHE
^WERE_WAS actually attacked?

Fills: YOU_HIM_HER

Instructions: If SELFPROXY eq 2 fill YOU_HIM_HER with "you"

Elseif SELFPROXY eq 4 AND SEX eq 1 fill YOU_HIM_HER with "him"

Elseif SELFPROXY eq 4 AND SEX eq 2 fill YOU_HIM_HER with "her"

Elseif SELFPROXY eq 4 AND SEX ne 1 or 2 fill YOU_HIM_HER with ^NAME.

Fills: YOU_HE_SHE

Instructions: If SELFPROXY eq 2 fill YOU_HE_SHE with "you"

Elseif SELFPROXY eq 4 AND SEX eq 1 fill YOU_HE_SHE with "he"

Elseif SELFPROXY eq 4 AND SEX eq 2 fill YOU_HE_SHE with "she"

Elseif SELFPROXY eq 4 AND SEX is blank fill YOU_HE_SHE with ^NAME.

Fills: WERE_WAS

Instructions: If SELFPROXY eq 2 fill WERE_WAS with "were"

Else fill WERE_WAS with "was".

Type: Enumerated

Length: 1

Answer List: Yes_No_Other

Value:	Mnemonic:	Description:
1	Yes	Yes
2	No	No
3	Other - Specify	Other - Specify

- Don't Know
- Refuse
- Empty

- On Input
- On Output

Array:

Special Instructions: This ITEM is an Editing/Coding instrument item.

Skip Instructions: If PRETHREATEN eq 3 goto PRETHREATEN_SPEC
Else goto INJURY

Field

PRETHREATEN_SPEC
BNCVS2.ATTACK_CARE.PRETHREATEN_SPEC

Description: Write-in entry for whether the offender threatened the respondent before attacking the respondent

Form Pane Label: Threat before Specify

SAS Name:

Tag Name: PRETHREATEN_SPEC

Inherited Universe: INCINDEX ge 1 and SKIPMID ne 1

Universe: PRETHREATEN eq 3

Universe Description: Respondent provided more than a Yes/No answer to whether they were threatened before being attacked.

Question Text: [+ Please specify.](#)

Type: String

Length: 35

Don't Know

Refuse

Empty

On Input

On Output

Array:

Special Instructions: This ITEM is an Editing/Coding instrument item.

Skip Instructions: INJURY

INJURY

Field

BNCVS2.ATTACK_CARE.INJURY

Description: Injuries the respondent suffered

Form Pane Label: Injuries

SAS Name:

Tag Name: INJURY

Inherited Universe: INCINDEX ge 1 and SKIPMID ne 1

Universe: ATTACK eq 1

Universe Description: Offender attacked.

Question Text: What were the injuries ^YOU_NAME suffered, if any?

✦ **Probe:** (Anything else?)

✦ Enter all that apply, separate with commas.

Fills: YOU_NAME

Instructions: If SELFPROXY eq 2 fill YOU_NAME with "you"
Else fill YOU_NAME with ^NAME.

Type: Set

Max Number of Values:

Length: 2

Answer List: Injury

Value:	Mnemonic:	Description:
11		None
12		Raped
13		Attempted rape
14		Sexual assault other than rape or attempted rape
15		Knife or stab wounds
16		Gun shot, bullet wounds
17		Broken bones or teeth knocked out
18		Internal injuries
19		Knocked unconscious
20		Bruises, black eye, cuts, scratches, swelling, chipped teeth
21		Other - Specify

Don't Know
 Refuse
 Empty

On Input
 On Output

Store Instructions: If (INJURY eq 12 and INJURY ne 13) store 1 in RAPEATTRAPE2
If (INJURY eq 13 and INJURY ne 12) store 2 in RAPEATTRAPE2

Array:

Special Instructions: If INJURY eq 11 then no other entries should be marked.

Error2 screen should read "<>You selected "None" and other categories, which is not allowed. Please go back and correct your selections.[n]"

This ITEM is an Editing/Coding instrument item.

Skip Instructions: If INJURY eq 11 and INJURY eq 12..21 goto Error2 screen
Elseif INJURY eq 11 and SEX eq 2 and 18<=AGE<=49 goto PREGATTIMEOFINC
Elseif INJURY eq 11 goto PROTECTSELF
Elseif INJURY eq 12 goto RAPE_CK2
Elseif INJURY eq 13 goto ATTRAPE_CK2
Elseif INJURY eq 21 goto INJURY_SPEC
Elseif INJURY only in 15..16 goto MEDICALCARE
Else goto INJURYNOTGUN

SKIP PATTERN STARTING IN JULY 2008:

If INJURY eq 11 and INJURY eq 12..21 goto Error2 screen
Elseif INJURY eq 11 goto IMPACT_JOB
Elseif INJURY eq 21 goto INJURY_SPEC
Elseif INJURY eq 12 goto RAPE_CK2
Elseif INJURY eq 13 goto ATTRAPE_CK2
Elseif INJURY only in 15..16 goto MEDICALCARE
Else goto INJURYNOTGUN

INJURY_SPEC

Field

BNCVS2.ATTACK_CARE.INJURY_SPEC

Description: Write-in entry for injuries suffered from the attack

Form Pane Label: Injuries Specify

SAS Name:

Tag Name: INJURY_SPEC

Inherited Universe: INCINDEX ge 1 and SKIPMID ne 1

Universe: INJURY eq 21

Universe Description: Injuries other than those listed were suffered.

Question Text: [+ Please specify the injuries ^YOU_NAME suffered.](#)

Fills: YOU_NAME

Instructions: If SELFPROXY eq 2 fill YOU_NAME with "you"
Else fill YOU_NAME with ^NAME.

Type: String

Length: 35

Don't Know
 Refuse
 Empty

On Input
 On Output

Array:

Special Instructions: This ITEM is an Editing/Coding instrument item.

Skip Instructions: If INJURY eq 12 goto RAPE_CK2
Elseif INJURY eq 13 goto ATTRAPE_CK2
Else goto INJURYNOTGUN

Check

RAPE_CK2
BNCVS2.ATTACK_CARE.RAPE_CK2

Description: Rape probe for injury

Inherited Universe: INCINDEX ge 1 and SKIPMID ne 1

Universe: INJURY eq 12

Universe Description:

Text: You mentioned rape. Do you mean forced or coerced sexual intercourse?

✦ If "no", then ask: What do you mean?

Check Instructions:

Type: Soft

Skip Instructions: If SUPPRESS and INJURY eq 12 goto ATTRAPE_CK2
Elseif SUPPRESS and INJURY not only eq 15 or 16 goto INJURYNOTGUN
Elseif SUPPRESS and INJURY only eq 15 or 16 goto MEDICALCARE
Else goto INJURY

ATTRAPE_CK2

Check

BNCVS2.ATTACK_CARE.ATTRAPE_CK2

Description: Attempted rape probe - Injury

Inherited Universe: INCINDEX ge 1 and SKIPMID ne 1

Universe: INJURY eq 13

Universe Description:

Text: You mentioned attempted rape. Do you mean attempted forced or coerced sexual intercourse?

✦ If "no", then ask: What do you mean?

Check Instructions:

Type: Soft

Skip Instructions: If SUPPRESS goto INJURYNOTGUN
Else goto INJURY

Field

INJURYNOTGUN

BNCVS2.ATTACK_CARE.INJURYNOTGUN

Description: Where injuries suffered caused by a weapon other than a knife or gun

Form Pane Label: Injuries non-gun

SAS Name:

Tag Name: INJURYNOTGUN

Inherited Universe: INCINDEX ge 1 and SKIPMID ne 1

Universe: INJURY eq 12..21,DK,RF and INJURY not only in 15..16

Universe Description: Respondent reported injuries.

Question Text: [+ Ask or verify:](#)

Were any of the injuries caused by a weapon other than a gun or knife?

Type: Enumerated

Length: 1

Answer List: TYesNo

Value:	Mnemonic:	Description:
1	Yes	Yes
2	No	No

Don't Know
 Refuse
 Empty

On Input
 On Output

Array:

Special Instructions: This ITEM is an Editing/Coding instrument item.

Skip Instructions: If INJURYNOTGUN eq 1 goto FIRSTINJURY
Else goto MEDICALCARE

FIRSTINJURY

Field

BNCVS2.ATTACK_CARE.FIRSTINJURY

Description: Which injuries marked in the field INJURIES were caused by a weapon other than a knife or a gun

Form Pane Label: Which injuries

SAS Name:

Tag Name: FIRSTINJURY

Inherited Universe: INCINDEX ge 1 and SKIPMID ne 1

Universe: INJURYNOTGUN eq 1

Universe Description: Injuries caused by weapon other than knife or gun.

Question Text: Which injuries were caused by a weapon OTHER than a gun or knife?

✦ Enter all that apply, separate with commas.

INJURIES REPORTED:

Type: Set

Max Number of Values:

Length: 2

Answer List: First_Injury

Value:	Mnemonic:	Description:
12		Raped
13		Attempted Rape
14		Sexual assault other than rape or attempted rape
17		Broken bones or teeth knocked out
18		Internal injuries
19		Knocked unconscious
20		Bruises, black eye, cuts, scratches, swelling, chipped teeth
21		Other - Specify

- Don't Know
 Refuse
 Empty

- On Input
 On Output

Store Instructions: Store 0 in index2

Do for index 12..21
If tabindex ne 0 store tabindex in index2 and store INJURY_text (c33_text in CASES)
in table2

Store 0 in index4
Do for index6 12..21
If table2 ne blank add 1 to index4 and store table2 in table3

Array:

Special Instructions: The answer list for this field will comprise of all injuries marked in the field INJURY.

So a roster will need to be created and filled based on the answers marked in INJURY.
Please note that only categories 12-14 and 17-21 (from the answer list "INJURY") are
valid precodes in this field since this field asks only about injuries caused by a weapon
other than a gun or knife.

This ITEM is an Editing/Coding instrument item.

Need to add edit check for an invalid line number.
Skip pattern will need to updated as well.

Skip Instructions: If FIRSTINJURY eq 11,15,16 goto error message (needs to be spec'd)
Elseif FIRSTINJURY eq 12-14, 17-21 and that precode was not selected in Item
INJURY goto error2 messgae (needs to be spec'd)
Else goto MEDICALCARE

MEDICALCARE

Field

BNCVS2.ATTACK_CARE.MEDICALCARE

Description: Did the respondent receive any medical care

Form Pane Label: Medical care

SAS Name:

Tag Name: MEDICALCARE

Inherited Universe: INCINDEX ge 1 and SKIPMID ne 1

Universe: INJURY ne "empty" or 11

Universe Description: Injuries caused by any weapon.

Question Text: ^WERE_WAS_C ^YOU_HE_SHE injured to the extent that ^YOU_HE_SHE received any medical care, including self treatment?

Fills: WERE_WAS_C

Instructions: If SELFPROXY eq 2 fill WERE_WAS_C with "Were"
Else fill WERE_WAS_C with "Was".

Fills: YOU_HE_SHE

Instructions: If SELFPROXY eq 2 fill YOU_HE_SHE with "you"
Elseif SELFPROXY eq 4 AND SEX eq 1 fill YOU_HE_SHE with "he"
Elseif SELFPROXY eq 4 AND SEX eq 2 fill YOU_HE_SHE with "she"
Elseif SELFPROXY eq 4 AND SEX is blank fill YOU_HE_SHE with ^NAME.

Type: Enumerated

Length: 1

Answer List: TYesNo

Value:	Mnemonic:	Description:
1	Yes	Yes
2	No	No

- Don't Know
- Refuse
- Empty

- On Input
- On Output

Array:

Special Instructions: This ITEM is an Editing/Coding instrument item.

Skip Instructions: If MEDICALCARE eq 1 goto RECEIVECAREWHERE
Elseif SEX eq 2 AND 18<=AGE<=49 goto PREGATTIMEOFINC
Else goto PROTECTSELF

SKIP PATTERN STARTING IN JULY 2008:

If MEDICALCARE eq 1 goto RECEIVECAREWHERE
Else goto IMPACT_JOB

RECEIVECAREWHERE

BNCVS2.ATTACK_CARE.RECEIVECAREWHERE

Field

Description: Where did respondent receive medical care

Form Pane Label: Where received

SAS Name:

Tag Name: RECEIVECAREWHERE

Inherited Universe: INCINDEX ge 1 and SKIPMID ne 1

Universe: MEDICALCARE eq 1

Universe Description: Respondent received medical care for injuries sustained.

Question Text: Where did ^YOU_NAME receive this care?

✦ **Probe:** (Anywhere else?)

✦ Enter all that apply, separate with commas.

Fills: YOU_NAME

Instructions: If SELFPROXY eq 2 fill YOU_NAME with "you"
Else fill YOU_NAME with ^NAME.

Type: Set

Max Number of Values:

Length: 2

Answer List: Receive_Care_Where

Value:	Mnemonic:	Description:
11		At the scene
12		At home/neighbor's/friend's
13		Health unit at work/school, first aid station at a stadium/park, etc.
14		Doctor's office/health clinic
15		Emergency room at hospital/emergency clinic
16		Hospital (other than emergency room)
17		Other - Specify

- Don't Know
- Refuse
- Empty

- On Input
- On Output

Array:

Special Instructions: This ITEM is an Editing/Coding instrument item.

Skip Instructions: If RECEIVECAREWHERE eq 17 goto RECEIVECAREWHERE_SPEC
Elseif RECEIVECAREWHERE eq 16 goto CAREOVERNIGHT
Else goto MEDICALINSURANCE

RECEIVECAREWHERE_SPEC

Field

BNCVS2.ATTACK_CARE.RECEIVECAREWHERE_SPEC

Description: Write-in entry for where respondent received medical care

Form Pane Label: Where received Specify

SAS Name:

Tag Name: RECEIVECAREWHERE_SPEC

Inherited Universe: INCINDEX ge 1 and SKIPMID ne 1

Universe: RECEIVECAREWHERE eq 17

Universe Description:

Question Text: [+ Please specify where ^YOU_NAME received this care.](#)

Fills: YOU_NAME

Instructions: If SELFPROXY eq 2 fill YOU_NAME with "you"

Else fill YOU_NAME with ^NAME.

Type: String

Length: 35

Don't Know
 Refuse
 Empty

On Input
 On Output

Array:

Special Instructions: This ITEM is an Editing/Coding instrument item.

Skip Instructions: If RECEIVECAREWHERE eq 16 goto CAREOVERNIGHT

Else goto MEDICALINSURANCE

Field

CAREOVERNIGHT
BNCVS2.ATTACK_CARE.CAREOVERNIGHT

Description: Did respondent stay overnight in a hospital

Form Pane Label: Stay overnight

SAS Name:

Tag Name: CAREOVERNIGHT

Inherited Universe: INCINDEX ge 1 and SKIPMID ne 1

Universe: RECEIVECAREWHERE eq 16

Universe Description: Respondent received hospital care for injuries sustained.

Question Text: Did ^YOU_NAME stay overnight in the hospital?

Fills: YOU_NAME

Instructions: If SELFPROXY eq 2 fill YOU_NAME with "you"
Else fill YOU_NAME with ^NAME.

Type: Enumerated

Length: 1

Answer List: TYesNo

Value:	Mnemonic:	Description:
1	Yes	Yes
2	No	No

- Don't Know
- Refuse
- Empty

- On Input
- On Output

Array:

Special Instructions: This ITEM is an Editing/Coding instrument item.

Skip Instructions: If CAREOVERNIGHT eq 1 goto CAREDAYHOSPIT
Else goto MEDICALINSURANCE

CAREDAYHOSPIT

BNCVS2.ATTACK_CARE.CAREDAYHOSPIT

Field

Description: How many days the respondent stayed in the hospital

Form Pane Label: Days stayed

SAS Name:

Tag Name: CAREDAYHOSPIT

Inherited Universe: INCINDEX ge 1 and SKIPMID ne 1

Universe: CAREOVERNIGHT eq 1

Universe Description: Respondent's injuries required an overnight stay in the hospital.

Question Text: How many days did ^YOU_HE_SHE stay in the hospital?

✦ If over 200 days, enter 200.

Fills: YOU_HE_SHE

Instructions: If SELFPROXY eq 2 fill YOU_HE_SHE with "you"

Elseif SELFPROXY eq 4 AND SEX eq 1 fill YOU_HE_SHE with "he"

Elseif SELFPROXY eq 4 AND SEX eq 2 fill YOU_HE_SHE with "she"

Elseif SELFPROXY eq 4 AND SEX is blank fill YOU_HE_SHE with ^NAME.

Type: Integer

Length: 3

Min: 1

Max: 200

Don't Know

Refuse

Empty

On Input

On Output

Array:

Special Instructions: This ITEM is an Editing/Coding instrument item.

Skip Instructions: MEDICALINSURANCE

Field

MEDICALINSURANCE

BNCVS2.ATTACK_CARE.MEDICALINSURANCE

Description: Was the respondent covered under medical insurance at the time of the incident

Form Pane Label: Insurance

SAS Name:

Tag Name: MEDICALINSURANCE

Inherited Universe: INCINDEX ge 1 and SKIPMID ne 1

Universe: RECEIVECAREWHERE

Universe Description:

Question Text: At the time of the incident, ^WERE_WAS ^YOU_NAME covered by any medical insurance, or ^WERE_WAS ^YOU_HE_SHE eligible for benefits from any other type of health benefits program, such as Medicaid, Veterans Administration, or Public Welfare?

Fills: WERE_WAS

Instructions: If SELFPROXY eq 2 fill WERE_WAS with "were"
Else fill WERE_WAS with "was".

Fills: YOU_NAME

Instructions: If SELFPROXY eq 2 fill YOU_NAME with "you"
Else fill YOU_NAME with ^NAME.

Fills: YOU_HE_SHE

Instructions: If SELFPROXY eq 2 fill YOU_HE_SHE with "you"
Elseif SELFPROXY eq 4 AND SEX eq 1 fill YOU_HE_SHE with "he"
Elseif SELFPROXY eq 4 AND SEX eq 2 fill YOU_HE_SHE with "she"
Elseif SELFPROXY eq 4 AND SEX is blank fill YOU_HE_SHE with ^NAME.

Type: Enumerated

Length: 1

Answer List: TYes_No_Dk

Value:	Mnemonic:	Description:
1		Yes
2		No
3		Don't know

- Don't Know
- Refuse
- Empty

- On Input
- On Output

Array:

Special Instructions: This ITEM is an Editing/Coding instrument item.

Skip Instructions: MEDICALEXPENSES

Field

MEDICALEXPENSES

BNCVS2.ATTACK_CARE.MEDICALEXPENSES

Description: Total amount of medical expenses resulting from incident

Form Pane Label: Expenses

SAS Name:

Tag Name: MEDICALEXPENSES

Inherited Universe: INCINDEX ge 1 and SKIPMID ne 1

Universe: MEDICALINSURANCE

Universe Description:

Question Text: What was the total amount of ^YOUR_HIS_HER medical expenses resulting from this ^INCLINSURANCE Include hospital and doctor bills, medicine, therapy, braces, and any other injury-related expenses.

- ✦ Obtain an estimate if necessary
- ✦ Round to the nearest dollar
- ✦ Enter a number between 1-999,996

Fills: YOUR_HIS_HER

Instructions: If SELFPROXY eq 2 fill YOUR_HIS_HER with "your"

Elseif SELFPROXY eq 4 AND SEX eq 1 fill YOUR_HIS_HER with "his"

Elseif SELFPROXY eq 4 AND SEX eq 2 fill YOUR_HIS_HER with "her"

Elseif SELFPROXY eq 4 AND SEX ne 1 or 2 fill YOUR_HIS_HER with ^NAME.
(fill with the first and last name of L_NO collecting demographic information for)

Fills: INCLINSURANCE

Instructions: If MEDICALINSURANCE eq 1 fill INCLINSURANCE with "incident (INCLUDING anything paid by insurance)?"

Else fill INCLINSURANCE with "incident?"

Type: Real / decimal

Length: 6

Min: 0

Max: 999996

- Don't Know
- Refuse
- Empty

- On Input
- On Output

Array:

Special Instructions: Use a currency mask in the form pane, so displays as \$_____ with the dollar sign to the left of the answer field.

The interviewer should not be allowed to enter decimals, only whole dollar amounts.

This ITEM is an Editing/Coding instrument item.

Skip Instructions:

SKIP PATTERN STARTING IN JULY 2008:

IMPACT_JOB

Field

NCVS2SEC2INTID
BNCVS2.ATTACK_CARE.NCVS2SEC2INTID

Description: ID of the FR who completed the NCVS 2, Section 2 block (AttackCare)

Form Pane Label:

SAS Name:

Tag Name: ncvs2sec2intid

Inherited Universe: INCINDEX ge 1 and SKIPMID ne 1

Universe:

Universe Description:

Question Text:

Type: Classification

Length: 3

- Don't Know
- Refuse
- Empty

- On Input
- On Output

Store Instructions: If ((WHATHAPPEN in 11..20,DK,RF or
HOWTRYATTACK in 11.24,RF or
HOWTHREATEN in 11.24,RF or
INJURY eq 11 or
MEDICALCARE eq 2,DK,RF or
MEDICALEXPENSES in 0..999996,DK,RF) AND NCVS2SEC2INTID is empty)
store INTID in NCVS2SEC2INTID and
store USERID in NCVS2SEC2JBID

Array:

NCVS2SEC2JBID

Field

BNCVS2.ATTACK_CARE.NCVS2SEC2JBID

Description: James Bond ID of the FR who completed the NCVS 2, Section 2 block (AttackCare)

Form Pane Label:

SAS Name:

Tag Name: ncvs2sec2jbid

Inherited Universe: INCINDEX ge 1 and SKIPMID ne 1

Universe:

Universe Description:

Question Text:

Type: Classification

Length: 8

- Don't Know
- Refuse
- Empty

- On Input
- On Output

Store Instructions: If ((WHATHAPPEN in 11..20,DK,RF or
HOWTRYATTACK in 11.24,RF or
HOWTHREATEN in 11.24,RF or
INJURY eq 11 or
MEDICALCARE eq 2,DK,RF or
MEDICALEXPENSES in 0..999996,DK,RF) AND NCVS2SEC2JBID is empty)
store JBID in NCVS2SEC2JBID

Array:

Block

EMOTIONAL_TOLL
BNCVS2.EMOTIONAL_TOLL

Description: Emotional Toll Questions

Tab Name: Emotional Toll of being a crime victim

Fly Over Name:

Universe Type: If

Inherited Universe: INCINDEX ge 1 and SKIPMID ne 1

Universe:

Universe Description:

Array:

Block Instructions:

IMPACT_JOB

Field

BNCVS2.EMOTIONAL_TOLL.IMPACT_JOB

Description: Emotional toll of being a crime victim, Impact on Job

Form Pane Label: Impact job

SAS Name:

Tag Name:

Inherited Universe: INCINDEX ge 1 and SKIPMID ne 1

Universe: ATTACK eq 1 OR\
TRYATTACK eq 1 OR\
THREATEN eq 1 OR\
WHATHAPPEN eq 14,15

Universe Description: Respondent reported being a victim of a violent crime.

Question Text: Being a victim of crime affects people in different ways. Next I would like to ask you some questions about how being a crime victim may have affected ^YOU_NAME.

Did being a victim of this crime lead ^YOU_NAME to have significant problems with ^YOUR_HIS_HER job or schoolwork, or trouble with ^YOUR_HIS_HER boss, coworkers, or peers?

Fills: YOU_NAME

Instructions: If SELFPROXY eq 2 fill YOU_NAME with "you"
Else fill YOU_NAME with ^NAME.

Fills: YOUR_HIS_HER

Instructions: If SELFPROXY eq 2 fill YOUR_HIS_HER with "your"
Elseif SELFPROXY eq 4 AND SEX eq 1 fill YOUR_HIS_HER with "his"
Elseif SELFPROXY eq 4 AND SEX eq 2 fill YOUR_HIS_HER with "her"
Elseif SELFPROXY eq 4 AND SEX ne 1 or 2 fill YOUR_HIS_HER with ^NAME.
(fill with the first and last name of L_NO collecting demographic information for)

Type: Enumerated

Length: 1

Answer List: TYesNo

Value:	Mnemonic:	Description:
1	Yes	Yes

2	No	No
---	----	----

- Don't Know
- Refuse
- Empty

- On Input
- On Output

Array:

Special Instructions: This ITEM is an Editing/Coding instrument item.

In E/C this field should allow 'empty'.

Skip Instructions: IMPACT_FAMILY

IMPACT_FAMILY

Field

BNCVS2.EMOTIONAL_TOLL.IMPACT_FAMILY

Description: Emotional toll of being a crime victim, Impact on Family

Form Pane Label: Impact family

SAS Name:

Tag Name:

Inherited Universe: INCINDEX ge 1 and SKIPMID ne 1

Universe: IMPACT_JOB

Universe Description:

Question Text: Did being a victim of this crime lead ^YOU_HIM_HER to have significant problems with family members or friends, including getting into more arguments or fights than ^YOU_HE_SHE did before, not feeling ^YOU_HE_SHE could trust them as much, or not feeling as close to them as ^YOU_HE_SHE did before?

Fills: YOU_HIM_HER

Instructions: If SELFPROXY eq 2 fill YOU_HIM_HER with "you"

Elseif SELFPROXY eq 4 AND SEX eq 1 fill YOU_HIM_HER with "him"

Elseif SELFPROXY eq 4 AND SEX eq 2 fill YOU_HIM_HER with "her"

Elseif SELFPROXY eq 4 AND SEX ne 1 or 2 fill YOU_HIM_HER with ^NAME.

Fills: YOU_HE_SHE

Instructions: If SELFPROXY eq 2 fill YOU_HE_SHE with "you"

Elseif SELFPROXY eq 4 AND SEX eq 1 fill YOU_HE_SHE with "he"

Elseif SELFPROXY eq 4 AND SEX eq 2 fill YOU_HE_SHE with "she"

Elseif SELFPROXY eq 4 AND SEX is blank fill YOU_HE_SHE with ^NAME.

Type: Enumerated

Length: 1

Answer List: TYesNo

Value:	Mnemonic:	Description:
1	Yes	Yes
2	No	No

Don't Know

Refuse

Empty

On Input

On Output

Array:

Special Instructions: This ITEM is an Editing/Coding instrument item.

In E/C this field should allow 'empty'.

Skip Instructions: HOW_DISTRESSING

HOW_DISTRESSING

Field

BNCVS2.EMOTIONAL_TOLL.HOW_DISTRESSING

Description: Emotional toll of being a crime victim, Level of Distress

Form Pane Label: Magnitude of distress

SAS Name:

Tag Name:

Inherited Universe: INCINDEX ge 1 and SKIPMID ne 1

Universe: IMPACT_FAMILY

Universe Description:

Question Text: How distressing was being a victim of this crime to ^YOU_NAME? Was it not at all distressing, mildly distressing, moderately distressing, or severely distressing?

Fills: YOU_NAME

Instructions: If SELFPROXY eq 2 fill YOU_NAME with "you"
Else fill YOU_NAME with ^NAME.

Type: Enumerated

Length: 1

Answer List: T_how_distressing_ET

Value:	Mnemonic:	Description:
1		Not at all distressing
2		Mildly distressing
3		Moderately distressing
4		Severely distressing

Don't Know

Refuse

Empty

On Input

On Output

Array:

Special Instructions: This ITEM is an Editing/Coding instrument item.

In E/C this field should allow 'empty'.

Skip Instructions: If IMPACT_JOB eq 1 or IMPACT_FAMILY eq 1 or HOWDISTRESSING eq 3,4 goto
FEEL_WORRIED
Elseif (IMPACT_JOB ne 1 and IMPACT_FAMILY ne 1 and HOWDISTRESSING eq
1,2,DK,RF) SEX eq 2 AND 18<=AGE<=49 goto PREGATTIMEOFINC
Else goto PROTECTSELF

FEEL_WORRIED

Field

BNCVS2.EMOTIONAL_TOLL.FEEL_WORRIED

Description: Emotional toll of being a crime victim, Felt Worried

Form Pane Label: Felt worried

SAS Name:

Tag Name:

Inherited Universe: INCINDEX ge 1 and SKIPMID ne 1

Universe: IMPACT_JOB eq 1 OR \
IMPACT_FAMILY eq 1 OR\
HOW_DISTRESSING eq 3,4

Universe Description:

Question Text: Still thinking about ^YOUR_HIS_HER distress associated with being a victim of this crime did ^YOU_HE_SHE feel any of the following ways for A MONTH OR MORE? Did ^YOU_NAME feel....

Worried or anxious?

Fills: YOU_HE_SHE

Instructions: If SELFPROXY eq 2 fill YOU_HE_SHE with "you"

Elseif SELFPROXY eq 4 AND SEX eq 1 fill YOU_HE_SHE with "he"

Elseif SELFPROXY eq 4 AND SEX eq 2 fill YOU_HE_SHE with "she"

Elseif SELFPROXY eq 4 AND SEX is blank fill YOU_HE_SHE with ^NAME.

Fills: YOU_NAME

Instructions: If SELFPROXY eq 2 fill YOU_NAME with "you"

Else fill YOU_NAME with ^NAME.

Fills: YOUR_HIS_HER

Instructions: If SELFPROXY eq 2 fill YOUR_HIS_HER with "your"

Elseif SELFPROXY eq 4 AND SEX eq 1 fill YOUR_HIS_HER with "his"

Elseif SELFPROXY eq 4 AND SEX eq 2 fill YOUR_HIS_HER with "her"

Elseif SELFPROXY eq 4 AND SEX ne 1 or 2 fill YOUR_HIS_HER with ^NAME.

(fill with the first and last name of L_NO collecting demographic information for)

Type: Enumerated

Length: 1

Answer List: TYesNo

Value:	Mnemonic:	Description:
1	Yes	Yes
2	No	No

- Don't Know
- Refuse
- Empty

- On Input
- On Output

Array:

Special Instructions: This ITEM is an Editing/Coding instrument item.

In E/C this field should allow 'empty'.

Skip Instructions: FEEL_ANGRY

FEEL_ANGRY

Field

BNCVS2.EMOTIONAL_TOLL.FEEL_ANGRY

Description: Emotional toll of being a crime victim, Felt Angry

Form Pane Label: Felt angry

SAS Name:

Tag Name:

Inherited Universe: INCINDEX ge 1 and SKIPMID ne 1

Universe: IMPACT_JOB eq 1 OR\
IMPACT_FAMILY eq 1 OR\
HOW_DISTRESSING eq 3,4

Universe Description:

Question Text: Still thinking about ^YOUR_HIS_HER distress associated with being a victim of this crime did ^YOU_HE_SHE feel any of the following ways for A MONTH OR MORE?
Did ^YOU_NAME feel...

Angry?

Fills: YOU_HE_SHE

Instructions: If SELFPROXY eq 2 fill YOU_HE_SHE with "you"

Elseif SELFPROXY eq 4 AND SEX eq 1 fill YOU_HE_SHE with "he"

Elseif SELFPROXY eq 4 AND SEX eq 2 fill YOU_HE_SHE with "she"

Elseif SELFPROXY eq 4 AND SEX is blank fill YOU_HE_SHE with ^NAME.

Fills: YOU_NAME

Instructions: If SELFPROXY eq 2 fill YOU_NAME with "you"

Else fill YOU_NAME with ^NAME.

Fills: YOUR_HIS_HER

Instructions: If SELFPROXY eq 2 fill YOUR_HIS_HER with "your"

Elseif SELFPROXY eq 4 AND SEX eq 1 fill YOUR_HIS_HER with "his"

Elseif SELFPROXY eq 4 AND SEX eq 2 fill YOUR_HIS_HER with "her"

Elseif SELFPROXY eq 4 AND SEX ne 1 or 2 fill YOUR_HIS_HER with ^NAME.
(fill with the first and last name of L_NO collecting demographic information for)

Type: Enumerated

Length: 1

Answer List: TYesNo

Value:	Mnemonic:	Description:
1	Yes	Yes
2	No	No

- Don't Know
- Refuse
- Empty

- On Input
- On Output

Array:

Special Instructions: This ITEM is an Editing/Coding instrument item.

In E/C this field should allow 'empty'.

Skip Instructions: FEEL_SAD

FEEL_SAD

Field

BNCVS2.EMOTIONAL_TOLL.FEEL_SAD

Description: Emotional toll of being a crime victim, Felt Sad

Form Pane Label: Felt sad

SAS Name:

Tag Name:

Inherited Universe: INCINDEX ge 1 and SKIPMID ne 1

Universe: IMPACT_JOB eq 1 OR\
IMPACT_FAMILY eq 1 OR\
HOW_DISTRESSING eq 3,4

Universe Description:

Question Text: Still thinking about ^YOUR_HIS_HER distress associated with being a victim of this crime did ^YOU_HE_SHE feel any of the following ways for A MONTH OR MORE?
Did ^YOU_NAME feel...

Sad or depressed?

Fills: YOU_HE_SHE

Instructions: If SELFPROXY eq 2 fill YOU_HE_SHE with "you"

Elseif SELFPROXY eq 4 AND SEX eq 1 fill YOU_HE_SHE with "he"

Elseif SELFPROXY eq 4 AND SEX eq 2 fill YOU_HE_SHE with "she"

Elseif SELFPROXY eq 4 AND SEX is blank fill YOU_HE_SHE with ^NAME.

Fills: YOU_NAME

Instructions: If SELFPROXY eq 2 fill YOU_NAME with "you"

Else fill YOU_NAME with ^NAME.

Fills: YOUR_HIS_HER

Instructions: If SELFPROXY eq 2 fill YOUR_HIS_HER with "your"

Elseif SELFPROXY eq 4 AND SEX eq 1 fill YOUR_HIS_HER with "his"

Elseif SELFPROXY eq 4 AND SEX eq 2 fill YOUR_HIS_HER with "her"

Elseif SELFPROXY eq 4 AND SEX ne 1 or 2 fill YOUR_HIS_HER with ^NAME.
(fill with the first and last name of L_NO collecting demographic information for)

Type: Enumerated

Length: 1

Answer List: TYesNo

Value:	Mnemonic:	Description:
1	Yes	Yes
2	No	No

- Don't Know
- Refuse
- Empty

- On Input
- On Output

Array:

Special Instructions: This ITEM is an Editing/Coding instrument item.

In E/C this field should allow 'empty'.

Skip Instructions: FEEL_VULNERABLE

FEEL_VULNERABLE

Field

BNCVS2.EMOTIONAL_TOLL.FEEL_VULNERABLE

Description: Emotional toll of being a crime victim, Felt Vulnerable

Form Pane Label: Felt vulnerable

SAS Name:

Tag Name:

Inherited Universe: INCINDEX ge 1 and SKIPMID ne 1

Universe: IMPACT_JOB eq 1 OR\
IMPACT_FAMILY eq 1 OR\
HOW_DISTRESSING eq 3,4

Universe Description:

Question Text: Still thinking about ^YOUR_HIS_HER distress associated with being a victim of this crime did ^YOU_HE_SHE feel any of the following ways for A MONTH OR MORE?
Did ^YOU_NAME feel...

Vulnerable?

Fills: YOU_HE_SHE

Instructions: If SELFPROXY eq 2 fill YOU_HE_SHE with "you"

Elseif SELFPROXY eq 4 AND SEX eq 1 fill YOU_HE_SHE with "he"

Elseif SELFPROXY eq 4 AND SEX eq 2 fill YOU_HE_SHE with "she"

Elseif SELFPROXY eq 4 AND SEX is blank fill YOU_HE_SHE with ^NAME.

Fills: YOU_NAME

Instructions: If SELFPROXY eq 2 fill YOU_NAME with "you"

Else fill YOU_NAME with ^NAME.

Fills: YOUR_HIS_HER

Instructions: If SELFPROXY eq 2 fill YOUR_HIS_HER with "your"

Elseif SELFPROXY eq 4 AND SEX eq 1 fill YOUR_HIS_HER with "his"

Elseif SELFPROXY eq 4 AND SEX eq 2 fill YOUR_HIS_HER with "her"

Elseif SELFPROXY eq 4 AND SEX ne 1 or 2 fill YOUR_HIS_HER with ^NAME.
(fill with the first and last name of L_NO collecting demographic information for)

Type: Enumerated

Length: 1

Answer List: TYesNo

Value:	Mnemonic:	Description:
1	Yes	Yes
2	No	No

- Don't Know
- Refuse
- Empty

- On Input
- On Output

Array:

Special Instructions: This ITEM is an Editing/Coding instrument item.

In E/C this field should allow 'empty'.

Skip Instructions: FEEL_VIOLATED

FEEL_VIOLATED

Field

BNCVS2.EMOTIONAL_TOLL.FEEL_VIOLATED

Description: Emotional Toll of being a crime victim, Felt Violated

Form Pane Label: Felt violated

SAS Name:

Tag Name:

Inherited Universe: INCINDEX ge 1 and SKIPMID ne 1

Universe: IMPACT_JOB eq 1 OR\
IMPACT_FAMILY eq 1 OR\
HOW_DISTRESSING eq 3,4

Universe Description:

Question Text: Still thinking about ^YOUR_HIS_HER distress associated with being a victim of this crime did ^YOU_HE_SHE feel any of the following ways for A MONTH OR MORE?
Did ^YOU_NAME feel...

Violated?

Fills: YOU_HE_SHE

Instructions: If SELFPROXY eq 2 fill YOU_HE_SHE with "you"

Elseif SELFPROXY eq 4 AND SEX eq 1 fill YOU_HE_SHE with "he"

Elseif SELFPROXY eq 4 AND SEX eq 2 fill YOU_HE_SHE with "she"

Elseif SELFPROXY eq 4 AND SEX is blank fill YOU_HE_SHE with ^NAME.

Fills: YOU_NAME

Instructions: If SELFPROXY eq 2 fill YOU_NAME with "you"

Else fill YOU_NAME with ^NAME.

Fills: YOUR_HIS_HER

Instructions: If SELFPROXY eq 2 fill YOUR_HIS_HER with "your"

Elseif SELFPROXY eq 4 AND SEX eq 1 fill YOUR_HIS_HER with "his"

Elseif SELFPROXY eq 4 AND SEX eq 2 fill YOUR_HIS_HER with "her"

Elseif SELFPROXY eq 4 AND SEX ne 1 or 2 fill YOUR_HIS_HER with ^NAME.
(fill with the first and last name of L_NO collecting demographic information for)

Type: Enumerated

Length: 1

Answer List: TYesNo

Value:	Mnemonic:	Description:
1	Yes	Yes
2	No	No

- Don't Know
- Refuse
- Empty

- On Input
- On Output

Array:

Special Instructions: This ITEM is an Editing/Coding instrument item.

In E/C this field should allow 'empty'.

Skip Instructions: FEEL_MISTRUST

FEEL_MISTRUST

Field

BNCVS2.EMOTIONAL_TOLL.FEEL_MISTRUST

Description: Emotional Toll of being a crime victim, Felt Could Not Trust People

Form Pane Label: Felt mistrust

SAS Name:

Tag Name:

Inherited Universe: INCINDEX ge 1 and SKIPMID ne 1

Universe: IMPACT_JOB eq 1 OR\
IMPACT_FAMILY eq 1 OR\
HOW_DISTRESSING eq 3,4

Universe Description:

Question Text: Still thinking about ^YOUR_HIS_HER distress associated with being a victim of this crime did ^YOU_HE_SHE feel any of the following ways for A MONTH OR MORE?
Did ^YOU_NAME feel...

Like ^YOU_HE_SHE couldn't trust people?

Fills: YOU_HE_SHE

Instructions: If SELFPROXY eq 2 fill YOU_HE_SHE with "you"

Elseif SELFPROXY eq 4 AND SEX eq 1 fill YOU_HE_SHE with "he"

Elseif SELFPROXY eq 4 AND SEX eq 2 fill YOU_HE_SHE with "she"

Elseif SELFPROXY eq 4 AND SEX is blank fill YOU_HE_SHE with ^NAME.

Fills: YOU_NAME

Instructions: If SELFPROXY eq 2 fill YOU_NAME with "you"

Else fill YOU_NAME with ^NAME.

Fills: YOUR_HIS_HER

Instructions: If SELFPROXY eq 2 fill YOUR_HIS_HER with "your"

Elseif SELFPROXY eq 4 AND SEX eq 1 fill YOUR_HIS_HER with "his"

Elseif SELFPROXY eq 4 AND SEX eq 2 fill YOUR_HIS_HER with "her"

Elseif SELFPROXY eq 4 AND SEX ne 1 or 2 fill YOUR_HIS_HER with ^NAME.
(fill with the first and last name of L_NO collecting demographic information for)

Type: Enumerated

Length: 1

Answer List: TYesNo

Value:	Mnemonic:	Description:
1	Yes	Yes
2	No	No

- Don't Know
- Refuse
- Empty

- On Input
- On Output

Array:

Special Instructions: This ITEM is an Editing/Coding instrument item.

In E/C this field should allow 'empty'.

Skip Instructions: FEEL_UNSAFE

FEEL_UNSAFE

Field

BNCVS2.EMOTIONAL_TOLL.FEEL_UNSAFE

Description: Emotional Toll of being a crime victim, Felt Unsafe

Form Pane Label: Felt unsafe

SAS Name:

Tag Name:

Inherited Universe: INCINDEX ge 1 and SKIPMID ne 1

Universe: IMPACT_JOB eq 1 OR\
IMPACT_FAMILY eq 1 OR\
HOW_DISTRESSING eq 3,4

Universe Description:

Question Text: Still thinking about ^YOUR_HIS_HER distress associated with being a victim of this crime did ^YOU_HE_SHE feel any of the following ways for A MONTH OR MORE?
Did ^YOU_NAME feel...

Unsafe?

Fills: YOU_HE_SHE

Instructions: If SELFPROXY eq 2 fill YOU_HE_SHE with "you"

Elseif SELFPROXY eq 4 AND SEX eq 1 fill YOU_HE_SHE with "he"

Elseif SELFPROXY eq 4 AND SEX eq 2 fill YOU_HE_SHE with "she"

Elseif SELFPROXY eq 4 AND SEX is blank fill YOU_HE_SHE with ^NAME.

Fills: YOU_NAME

Instructions: If SELFPROXY eq 2 fill YOU_NAME with "you"

Else fill YOU_NAME with ^NAME.

Fills: YOUR_HIS_HER

Instructions: If SELFPROXY eq 2 fill YOUR_HIS_HER with "your"

Elseif SELFPROXY eq 4 AND SEX eq 1 fill YOUR_HIS_HER with "his"

Elseif SELFPROXY eq 4 AND SEX eq 2 fill YOUR_HIS_HER with "her"

Elseif SELFPROXY eq 4 AND SEX ne 1 or 2 fill YOUR_HIS_HER with ^NAME.
(fill with the first and last name of L_NO collecting demographic information for)

Type: Enumerated

Length: 1

Answer List: TYesNo

Value:	Mnemonic:	Description:
1	Yes	Yes
2	No	No

- Don't Know
- Refuse
- Empty

- On Input
- On Output

Array:

Special Instructions: This ITEM is an Editing/Coding instrument item.

In E/C this field should allow 'empty'.

Skip Instructions: FEEL_OTHER_WAY

FEEL_OTHER_WAY

Field

BNCVS2.EMOTIONAL_TOLL.FEEL_OTHER_WAY

Description: Emotional Toll of being a crime victim, Felt Some Other Way

Form Pane Label: Felt other way

SAS Name:

Tag Name:

Inherited Universe: INCINDEX ge 1 and SKIPMID ne 1

Universe: IMPACT_JOB eq 1 OR\
IMPACT_FAMILY eq 1 OR\
HOW_DISTRESSING eq 3,4

Universe Description:

Question Text: Still thinking about ^YOUR_HIS_HER distress associated with being a victim of this crime did ^YOU_HE_SHE feel any of the following ways for A MONTH OR MORE?
Did ^YOU_NAME feel...

Some other way?

Fills: YOU_HE_SHE

Instructions: If SELFPROXY eq 2 fill YOU_HE_SHE with "you"

Elseif SELFPROXY eq 4 AND SEX eq 1 fill YOU_HE_SHE with "he"

Elseif SELFPROXY eq 4 AND SEX eq 2 fill YOU_HE_SHE with "she"

Elseif SELFPROXY eq 4 AND SEX is blank fill YOU_HE_SHE with ^NAME.

Fills: YOU_NAME

Instructions: If SELFPROXY eq 2 fill YOU_NAME with "you"

Else fill YOU_NAME with ^NAME.

Fills: YOUR_HIS_HER

Instructions: If SELFPROXY eq 2 fill YOUR_HIS_HER with "your"

Elseif SELFPROXY eq 4 AND SEX eq 1 fill YOUR_HIS_HER with "his"

Elseif SELFPROXY eq 4 AND SEX eq 2 fill YOUR_HIS_HER with "her"

Elseif SELFPROXY eq 4 AND SEX ne 1 or 2 fill YOUR_HIS_HER with ^NAME.
(fill with the first and last name of L_NO collecting demographic information for)

Type: Enumerated

Length: 1

Answer List: TYesNo

Value:	Mnemonic:	Description:
1	Yes	Yes
2	No	No

- Don't Know
- Refuse
- Empty

- On Input
- On Output

Array:

Special Instructions: This ITEM is an Editing/Coding instrument item.

In E/C this field should allow 'empty'.

Skip Instructions: If FEEL_OTHER_WAY eq 1 goto FEEL_OTHER_WAY_SP
Elseif (FEEL_WORRIED eq 1 or FEEL_ANGRY eq 1 or FEEL_SAD eq 1 or
FEEL_VULNERABLE eq 1 or FEEL_VIOLATED eq 1 or FEEL_MISTRUST eq 1 or
FEEL_UNSAFE eq 1 or FEEL_OTHER_WAY eq 1) goto SEEK_PRO_HELP
Else goto HAVE_HEADACHES

FEEL_OTH_WAY_SP

Field

BNCVS2.EMOTIONAL_TOLL.FEEL_OTH_WAY_SP

Description: Emotional Toll of being a crime victim, Felt Some Other Way - Specify

Form Pane Label: Felt other way specify

SAS Name:

Tag Name:

Inherited Universe: INCINDEX ge 1 and SKIPMID ne 1

Universe: FEEL_OTHER_WAY eq 1

Universe Description:

Question Text: What other way did being a victim of this crime make ^YOU_NAME feel?

Fills: YOU_NAME

Instructions: If SELFPROXY eq 2 fill YOU_NAME with "you"
Else fill YOU_NAME with ^NAME.

Type: String

Length: 100

- Don't Know
- Refuse
- Empty

- On Input
- On Output

Array:

Special Instructions: This ITEM is an Editing/Coding instrument item.

In E/C this field should allow 'empty'.

Skip Instructions: SEEK_PRO_HELP

Field

SEEK_PRO_HELP
BNCVS2.EMOTIONAL_TOLL.SEEK_PRO_HELP

Description: Emotional Toll of being a crime victim, Seek Professional Help for feelings marked "Yes" in FEEL_WORRIED through FEEL_OTHER_WAY

Form Pane Label: Seek professional help

SAS Name:

Tag Name:

Inherited Universe: INCINDEX ge 1 and SKIPMID ne 1

Universe: FEEL_WORRIED eq 1 OR\
FEEL_ANGRY eq 1 OR\
FEEL_SAD eq 1 OR\
FEEL_VULNERABLE eq 1 OR\
FEEL_VIOLATED eq 1 OR\
FEEL_MISTRUST eq 1 OR\
FEEL_UNSAFE eq 1 OR\
FEEL_OTHER_WAY eq 1

Universe Description: Respondent reported having at least one of the feelings in Items FEEL_WORRIED through FEEL_OTHER_WAY because they were a crime victim.

Question Text: Did ^YOU_HE_SHE seek any kind of professional help for the feelings ^YOU_HE_SHE experienced as a result of being a victim of this crime?

Fills: YOU_HE_SHE

Instructions: If SELFPROXY eq 2 fill YOU_HE_SHE with "you"

Elseif SELFPROXY eq 4 AND SEX eq 1 fill YOU_HE_SHE with "he"

Elseif SELFPROXY eq 4 AND SEX eq 2 fill YOU_HE_SHE with "she"

Elseif SELFPROXY eq 4 AND SEX is blank fill YOU_HE_SHE with ^NAME.

Type: Enumerated

Length: 1

Answer List: TYesNo

Value:	Mnemonic:	Description:
1	Yes	Yes
2	No	No

- Don't Know
- Refuse
- Empty

- On Input
- On Output

Array:

Special Instructions: This ITEM is an Editing/Coding instrument item.

In E/C this field should allow 'empty'.

Skip Instructions: If SEEK_PRO_HELP eq 1 goto PRO_HELP_SOUGHT
Else goto HAVE_HEADACHES

Field

PRO_HELP_SOUGHT
BNCVS2.EMOTIONAL_TOLL.PRO_HELP_SOUGHT

Description: Kind of professional help sought due to feelings experienced as a result of being a crime victim.

Form Pane Label: Type help sought

SAS Name:

Tag Name:

Inherited Universe: INCINDEX ge 1 and SKIPMID ne 1

Universe: SEEK_PRO_HELP eq 1

Universe Description: Respondent seeked professional help as a result of being a crime victim.

Question Text: What kind of professional help did ^YOU_NAME seek?

✦ [Mark all that apply separated by commas](#)

Fills: YOU_NAME

Instructions: If SELFPROXY eq 2 fill YOU_NAME with "you"

Else fill YOU_NAME with ^NAME.

Type: Set

Max Number of Values: 5

Length: 1

Answer List: T_help_sought_ET

Value:	Mnemonic:	Description:
1		Counseling/therapy
2		Medication
3		Visited doctor or nurse
4		Visited ER/hospital/clinic
5		Other - Specify

Don't Know

Refuse

Empty

On Input

On Output

Array:

Special Instructions: This ITEM is an Editing/Coding instrument item.

In E/C this field should allow 'empty'.

Skip Instructions: If PRO_HELP_SOUGHT eq 5 goto HELP_SOUGHT_SP
Else goto HAVE_HEADACHES

Field

HELP_SOUGHT_SP
BNCVS2.EMOTIONAL_TOLL.HELP_SOUGHT_SP

Description: Other type of professional help sought due to feelings the respondent experienced as a result of being a crime victim.

Form Pane Label: Help sought specified

SAS Name:

Tag Name:

Inherited Universe: INCINDEX ge 1 and SKIPMID ne 1

Universe: PRO_HELP_SOUGHT eq 5

Universe Description: Respondent sought professional help not described in precodes 1-4.

Question Text: ♦ What other kind of professional help did ^YOU_NAME seek?

Fills: YOU_NAME

Instructions: If SELFPROXY eq 2 fill YOU_NAME with "you"
Else fill YOU_NAME with ^NAME.

Type: String

Length: 100

- Don't Know
- Refuse
- Empty

- On Input
- On Output

Array:

Special Instructions: This ITEM is an Editing/Coding instrument item.

In E/C this field should allow 'empty'.

Skip Instructions: HAVE_HEADACHES

HAVE_HEADACHES

Field

BNCVS2.EMOTIONAL_TOLL.HAVE_HEADACHES

Description: Emotional Toll of being a crime victim, Physical Symptoms: Headaches

Form Pane Label: Experience headaches

SAS Name:

Tag Name:

Inherited Universe: INCINDEX ge 1 and SKIPMID ne 1

Universe: IMPACT_JOB eq 1 OR\
IMPACT_FAMILY eq 1 OR\
HOW_DISTRESSING eq 3,4

Universe Description:

Question Text: Did ^YOU_NAME experience any of the following physical problems associated with being a victim of this crime for A MONTH OR MORE? Did ^YOU_HE_SHE experience....

Headaches?

Fills: YOU_NAME

Instructions: If SELFPROXY eq 2 fill YOU_NAME with "you"
Else fill YOU_NAME with ^NAME.

Fills: YOU_HE_SHE

Instructions: If SELFPROXY eq 2 fill YOU_HE_SHE with "you"
Elseif SELFPROXY eq 4 AND SEX eq 1 fill YOU_HE_SHE with "he"
Elseif SELFPROXY eq 4 AND SEX eq 2 fill YOU_HE_SHE with "she"
Elseif SELFPROXY eq 4 AND SEX is blank fill YOU_HE_SHE with ^NAME.

Type: Enumerated

Length: 1

Answer List: TYesNo

Value:	Mnemonic:	Description:
1	Yes	Yes
2	No	No

Don't Know

Refuse
 Empty

On Input
 On Output

Array:

Special Instructions: This ITEM is an Editing/Coding instrument item.

In E/C this field should allow 'empty'.

Skip Instructions: TRBL_SLEEPING

TRBL_SLEEPING

Field

BNCVS2.EMOTIONAL_TOLL.TRBL_SLEEPING

Description: Emotional Toll of being a crime victim, Physical Symptoms: Trouble Sleeping

Form Pane Label: Experience trouble sleeping

SAS Name:

Tag Name:

Inherited Universe: INCINDEX ge 1 and SKIPMID ne 1

Universe: IMPACT_JOB eq 1 OR\
IMPACT_FAMILY eq 1 OR\
HOW_DISTRESSING eq 3,4

Universe Description:

Question Text: Did ^YOU_NAME experience any of the following physical problems associated with being a victim of this crime for A MONTH OR MORE? Did ^YOU_HE_SHE experience....

Trouble sleeping?

Fills: YOU_NAME

Instructions: If SELFPROXY eq 2 fill YOU_NAME with "you"
Else fill YOU_NAME with ^NAME.

Fills: YOU_HE_SHE

Instructions: If SELFPROXY eq 2 fill YOU_HE_SHE with "you"
Elseif SELFPROXY eq 4 AND SEX eq 1 fill YOU_HE_SHE with "he"
Elseif SELFPROXY eq 4 AND SEX eq 2 fill YOU_HE_SHE with "she"
Elseif SELFPROXY eq 4 AND SEX is blank fill YOU_HE_SHE with ^NAME.

Type: Enumerated

Length: 1

Answer List: TYesNo

Value:	Mnemonic:	Description:
1	Yes	Yes
2	No	No

Don't Know

Refuse
 Empty

On Input
 On Output

Array:

Special Instructions: This ITEM is an Editing/Coding instrument item.

In E/C this field should allow 'empty'.

Skip Instructions: EATING_PROBS

EATING_PROBS

Field

BNCVS2.EMOTIONAL_TOLL.EATING_PROBS

Description: Emotional Toll of being a crime victim, Physical Symptoms: Eating Problems

Form Pane Label: Experience eating problems

SAS Name:

Tag Name:

Inherited Universe: INCINDEX ge 1 and SKIPMID ne 1

Universe: IMPACT_JOB eq 1 OR\
IMPACT_FAMILY eq 1 OR\
HOW_DISTRESSING eq 3,4

Universe Description:

Question Text: Did ^YOU_NAME experience any of the following physical problems associated with being a victim of this crime for A MONTH OR MORE? Did ^YOU_HE_SHE experience....

Changes in ^YOUR_HIS_HER eating or drinking habits?

Fills: YOU_NAME

Instructions: If SELFPROXY eq 2 fill YOU_NAME with "you"
Else fill YOU_NAME with ^NAME.

Fills: YOU_HE_SHE

Instructions: If SELFPROXY eq 2 fill YOU_HE_SHE with "you"
Elseif SELFPROXY eq 4 AND SEX eq 1 fill YOU_HE_SHE with "he"
Elseif SELFPROXY eq 4 AND SEX eq 2 fill YOU_HE_SHE with "she"
Elseif SELFPROXY eq 4 AND SEX is blank fill YOU_HE_SHE with ^NAME.

Fills: YOUR_HIS_HER

Instructions: If SELFPROXY eq 2 fill YOUR_HIS_HER with "your"
Elseif SELFPROXY eq 4 AND SEX eq 1 fill YOUR_HIS_HER with "his"
Elseif SELFPROXY eq 4 AND SEX eq 2 fill YOUR_HIS_HER with "her"
Elseif SELFPROXY eq 4 AND SEX ne 1 or 2 fill YOUR_HIS_HER with ^NAME.
(fill with the first and last name of L_NO collecting demographic information for)

Type: Enumerated

Length: 1

Answer List: TYesNo

Value:	Mnemonic:	Description:
1	Yes	Yes
2	No	No

- Don't Know
- Refuse
- Empty

- On Input
- On Output

Array:

Special Instructions: This ITEM is an Editing/Coding instrument item.

In E/C this field should allow 'empty'.

Skip Instructions: UPSET_STOMACH

UPSET_STOMACH

Field

BNCVS2.EMOTIONAL_TOLL.UPSET_STOMACH

Description: Emotional Toll of being a crime victim, Physical Symptoms: Upset Stomach

Form Pane Label: Experience upset stomach

SAS Name:

Tag Name:

Inherited Universe: INCINDEX ge 1 and SKIPMID ne 1

Universe: IMPACT_JOB eq 1 OR\
IMPACT_FAMILY eq 1 OR\
HOW_DISTRESSING eq 3,4

Universe Description:

Question Text: Did ^YOU_NAME experience any of the following physical problems associated with being a victim of this crime for A MONTH OR MORE? Did ^YOU_HE_SHE experience....

Upset stomach?

Fills: YOU_NAME

Instructions: If SELFPROXY eq 2 fill YOU_NAME with "you"
Else fill YOU_NAME with ^NAME.

Fills: YOU_HE_SHE

Instructions: If SELFPROXY eq 2 fill YOU_HE_SHE with "you"
Elseif SELFPROXY eq 4 AND SEX eq 1 fill YOU_HE_SHE with "he"
Elseif SELFPROXY eq 4 AND SEX eq 2 fill YOU_HE_SHE with "she"
Elseif SELFPROXY eq 4 AND SEX is blank fill YOU_HE_SHE with ^NAME.

Type: Enumerated

Length: 1

Answer List: TYesNo

Value:	Mnemonic:	Description:
1	Yes	Yes
2	No	No

- Don't Know
- Refuse

Empty

On Input

On Output

Array:

Special Instructions: This ITEM is an Editing/Coding instrument item.

In E/C this field should allow 'empty'.

Skip Instructions: FATIGUE

FATIGUE

Field

BNCVS2.EMOTIONAL_TOLL.FATIGUE

Description: Emotional Toll of being a crime victim, Physical Symptoms: Fatigue

Form Pane Label: Experience fatigue

SAS Name:

Tag Name:

Inherited Universe: INCINDEX ge 1 and SKIPMID ne 1

Universe: IMPACT_JOB eq 1 OR\
IMPACT_FAMILY eq 1 OR\
HOW_DISTRESSING eq 3,4

Universe Description:

Question Text: Did ^YOU_NAME experience any of the following physical problems associated with being a victim of this crime for A MONTH OR MORE? Did ^YOU_HE_SHE experience....

Fatigue?

Fills: YOU_NAME

Instructions: If SELFPROXY eq 2 fill YOU_NAME with "you"
Else fill YOU_NAME with ^NAME.

Fills: YOU_HE_SHE

Instructions: If SELFPROXY eq 2 fill YOU_HE_SHE with "you"
Elseif SELFPROXY eq 4 AND SEX eq 1 fill YOU_HE_SHE with "he"
Elseif SELFPROXY eq 4 AND SEX eq 2 fill YOU_HE_SHE with "she"
Elseif SELFPROXY eq 4 AND SEX is blank fill YOU_HE_SHE with ^NAME.

Type: Enumerated

Length: 1

Answer List: TYesNo

Value:	Mnemonic:	Description:
1	Yes	Yes
2	No	No

- Don't Know
- Refuse

Empty

On Input
 On Output

Array:

Special Instructions: This ITEM is an Editing/Coding instrument item.

In E/C this field should allow 'empty'.

Skip Instructions: HIGH_BLOOD_PRESS

HIGH_BLOOD_PRESS

Field

BNCVS2.EMOTIONAL_TOLL.HIGH_BLOOD_PRESS

Description: Emotional Toll of being a crime victim, Physical Symptoms: High Blood Pressure

Form Pane Label: Experience high blood pressure

SAS Name:

Tag Name:

Inherited Universe: INCINDEX ge 1 and SKIPMID ne 1

Universe: IMPACT_JOB eq 1 OR\
IMPACT_FAMILY eq 1 OR\
HOW_DISTRESSING eq 3,4

Universe Description:

Question Text: Did ^YOU_NAME experience any of the following physical problems associated with being a victim of this crime for A MONTH OR MORE? Did ^YOU_HE_SHE experience....

High blood pressure?

Fills: YOU_NAME

Instructions: If SELFPROXY eq 2 fill YOU_NAME with "you"
Else fill YOU_NAME with ^NAME.

Fills: YOU_HE_SHE

Instructions: If SELFPROXY eq 2 fill YOU_HE_SHE with "you"
Elseif SELFPROXY eq 4 AND SEX eq 1 fill YOU_HE_SHE with "he"
Elseif SELFPROXY eq 4 AND SEX eq 2 fill YOU_HE_SHE with "she"
Elseif SELFPROXY eq 4 AND SEX is blank fill YOU_HE_SHE with ^NAME.

Type: Enumerated

Length: 1

Answer List: TYesNo

Value:	Mnemonic:	Description:
1	Yes	Yes
2	No	No

- Don't Know
- Refuse

Empty

On Input
 On Output

Array:

Special Instructions: This ITEM is an Editing/Coding instrument item.

In E/C this field should allow 'empty'.

Skip Instructions: MUSCLE_TENSION

MUSCLE_TENSION

Field

BNCVS2.EMOTIONAL_TOLL.MUSCLE_TENSION

Description: Emotional Toll of being a crime victim, Physical Symptoms: Muscle Tension

Form Pane Label: Experience muscle tension

SAS Name:

Tag Name:

Inherited Universe: INCINDEX ge 1 and SKIPMID ne 1

Universe: IMPACT_JOB eq 1 OR\
IMPACT_FAMILY eq 1 OR\
HOW_DISTRESSING eq 3,4

Universe Description:

Question Text: Did ^YOU_NAME experience any of the following physical problems associated with being a victim of this crime for A MONTH OR MORE? Did ^YOU_HE_SHE experience....

Muscle tension or back pain?

Fills: YOU_NAME

Instructions: If SELFPROXY eq 2 fill YOU_NAME with "you"
Else fill YOU_NAME with ^NAME.

Fills: YOU_HE_SHE

Instructions: If SELFPROXY eq 2 fill YOU_HE_SHE with "you"
Elseif SELFPROXY eq 4 AND SEX eq 1 fill YOU_HE_SHE with "he"
Elseif SELFPROXY eq 4 AND SEX eq 2 fill YOU_HE_SHE with "she"
Elseif SELFPROXY eq 4 AND SEX is blank fill YOU_HE_SHE with ^NAME.

Type: Enumerated

Length: 1

Answer List: TYesNo

Value:	Mnemonic:	Description:
1	Yes	Yes
2	No	No

- Don't Know
- Refuse

Empty

On Input
 On Output

Array:

Special Instructions: This ITEM is an Editing/Coding instrument item.

In E/C this field should allow 'empty'.

Skip Instructions: OTHER_PHYSICAL

OTHER_PHYSICAL

BNCVS2.EMOTIONAL_TOLL.OTHER_PHYSICAL

Field

Description: Emotional Toll of being a crime victim, Physical Symptoms: Other Physical Problems

Form Pane Label: Other physical problem

SAS Name:

Tag Name:

Inherited Universe: INCINDEX ge 1 and SKIPMID ne 1

Universe: IMPACT_JOB eq 1 OR\
IMPACT_FAMILY eq 1 OR\
HOW_DISTRESSING eq 3,4

Universe Description:

Question Text: Did ^YOU_NAME experience any of the following physical problems associated with being a victim of this crime for A MONTH OR MORE? Did ^YOU_HE_SHE experience....

Some other physical problem?

Fills: YOU_NAME

Instructions: If SELFPROXY eq 2 fill YOU_NAME with "you"
Else fill YOU_NAME with ^NAME.

Fills: YOU_HE_SHE

Instructions: If SELFPROXY eq 2 fill YOU_HE_SHE with "you"
Elseif SELFPROXY eq 4 AND SEX eq 1 fill YOU_HE_SHE with "he"
Elseif SELFPROXY eq 4 AND SEX eq 2 fill YOU_HE_SHE with "she"
Elseif SELFPROXY eq 4 AND SEX is blank fill YOU_HE_SHE with ^NAME.

Type: Enumerated

Length: 1

Answer List: TYesNo

Value:	Mnemonic:	Description:
1	Yes	Yes
2	No	No

- Don't Know
- Refuse

Empty

On Input

On Output

Array:

Special Instructions: This ITEM is an Editing/Coding instrument item.

In E/C this field should allow 'empty'.

Skip Instructions: If OTHER_PHYSICAL eq 1 goto OTH_PHY_SP

Elseif (HAVE_HEADACHES eq 1 or TRBL_SLEEPING eq 1 or EATING_PROBS eq 1
or UPSET_STOMACH eq 1 or FATIGUE eq 1 or HIGH_BLOOD_PRESS eq 1 or
MUSCLE_TENSION eq 1 or OTHER_PHYSICAL eq 1) goto
SEEK_HELP_PHYPROBS

Elseif (HAVE_HEADACHES AND TRBL_SLEEPING AND EATING_PROBS AND
UPSET_STOMACH AND FATIGUE AND HIGH_BLOOD_PRESS AND
MUSCLE_TENSION all eq 2,DK,RF) AND SEX eq 2 AND 18<=AGE<=49 goto
PREGATTIMEOFINC

Else goto PROTECTSELF

OTH_PHY_SP

Field

BNCVS2.EMOTIONAL_TOLL.OTH_PHY_SP

Description: Emotional Toll of being a crime victim, Physical Symptoms: Other Specify

Form Pane Label: Specify other physical

SAS Name:

Tag Name:

Inherited Universe: INCINDEX ge 1 and SKIPMID ne 1

Universe: OTHER_PHYSICAL eq 1

Universe Description:

Question Text: What other physical problem did ^YOU_NAME experience for A MONTH OR MORE?

Fills: YOU_NAME

Instructions: If SELFPROXY eq 2 fill YOU_NAME with "you"
Else fill YOU_NAME with ^NAME.

Type: String

Length: 100

Don't Know
 Refuse
 Empty

On Input
 On Output

Array:

Special Instructions: This ITEM is an Editing/Coding instrument item.

In E/C this field should allow 'empty'.

Skip Instructions: SEEK_HELP_PHYPROBS

Field

SEEK_HELP_PHYPROBS
BNCVS2.EMOTIONAL_TOLL.SEEK_HELP_PHYPROBS

Description: Emotional Toll of being a crime victim, Seek Professional Help for physical problems marked "Yes" in HAVE_HEADACHES through OTHER_PHYSICAL

Form Pane Label: Seek help physical probs

SAS Name:

Tag Name:

Inherited Universe: INCINDEX ge 1 and SKIPMID ne 1

Universe: HAVE_HEADACHES eq 1 OR\
TRBL_SLEEPING eq 1 OR\
EATING_PROBS eq 1 OR\
UPSET_STOMACH eq 1 OR\
FATIGUE eq 1 OR\
HIGH_BLOOD_PRESS eq 1 OR\
MUSCLE_TENSION eq 1 OR\
OTHER_PHYSICAL eq 1

Universe Description: Respondent reported having at least one of the physical problems in Items HAVE_HEADACHES through OTHER_PHYSICAL because they were a crime victim.

Question Text: ^OTHERTHANINJURIES ^YOU_NAME seek any kind of professional or medical help for the physical problems ^YOU_HE_SHE experienced as a result of being a victim of this crime?

Fills: OTHERTHANINJURIES

Instructions: If INJURY eq 12-21 fill OTHERTHANINJURIES with "Other than any medical care ^YOU_NAME received for the injury(ies) ^YOU_HE_SHE suffered, did"
Else fill OTHERTHANINJURIES with "Did"

Fills: YOU_NAME

Instructions: If SELFPROXY eq 2 fill YOU_NAME with "you"
Else fill YOU_NAME with ^NAME.

Fills: YOU_HE_SHE

Instructions: If SELFPROXY eq 2 fill YOU_HE_SHE with "you"
Elseif SELFPROXY eq 4 AND SEX eq 1 fill YOU_HE_SHE with "he"
Elseif SELFPROXY eq 4 AND SEX eq 2 fill YOU_HE_SHE with "she"
Elseif SELFPROXY eq 4 AND SEX is blank fill YOU_HE_SHE with ^NAME.

Type: Enumerated

Length: 1

Answer List: TYesNo

Value:	Mnemonic:	Description:
1	Yes	Yes
2	No	No

- Don't Know
- Refuse
- Empty

- On Input
- On Output

Array:

Special Instructions: This ITEM is an Editing/Coding instrument item.

In E/C this field should allow 'empty'.

Skip Instructions: If SEEK_HELP_PHYPROBS eq 1 goto KIND_HELP_PHYSPROBS
Elseif SEEK_HELP_PHYPROBS eq 2,DK,RF AND SEX eq 2 AND 18<=AGE<=49
goto PREGATTIMEOFINC
Else goto PROTECTSELF

Field

KIND_HELP_PHYPROBS
BNCVS2.EMOTIONAL_TOLL.KIND_HELP_PHYPROBS

Description: Kind of professional help sought due to physical problems experienced as a result of being a crime victim.

Form Pane Label: Type help sought physical probs

SAS Name:

Tag Name:

Inherited Universe: INCINDEX ge 1 and SKIPMID ne 1

Universe: SEEK_HELP_PHYPROBS eq 1

Universe Description:

Question Text: What kind of professional or medical help did ^YOU_NAME seek?

✦ [Mark all that apply separated by commas](#)

Fills: YOU_NAME

Instructions: If SELFPROXY eq 2 fill YOU_NAME with "you"

Else fill YOU_NAME with ^NAME.

Type: Set

Max Number of Values: 5

Length: 1

Answer List: T_help_sought_ET

Value:	Mnemonic:	Description:
1		Counseling/therapy
2		Medication
3		Visited doctor or nurse
4		Visited ER/hospital/clinic
5		Other - Specify

Don't Know

Refuse

Empty

On Input

On Output

Array:

Special Instructions: This ITEM is an Editing/Coding instrument item.

In E/C this field should allow 'empty'.

Skip Instructions: If KIND_HELP_PHYPROBS eq 5 goto KIND_HELP_PHYOTH_SP
Elseif SEX eq 2 AND 18<=AGE<=49 goto PREGATTIMEOFINC
Else goto PROTECTSELF

Field

KIND_HELP_PHYOTH_SP
BNCVS2.EMOTIONAL_TOLL.KIND_HELP_PHYOTH_SP

Description: Other type of professional help sought due to the physical problems the respondent experienced as a result of being a crime victim.

Form Pane Label: Other help physical probs

SAS Name:

Tag Name:

Inherited Universe: INCINDEX ge 1 and SKIPMID ne 1

Universe: KIND_HELP_PHYPROBS eq 5

Universe Description:

Question Text: ♦ What other kind of professional help did ^YOU_NAME seek?

Fills: YOU_NAME

Instructions: If SELFPROXY eq 2 fill YOU_NAME with "you"
Else fill YOU_NAME with ^NAME.

Type: String

Length: 100

- Don't Know
- Refuse
- Empty

- On Input
- On Output

Array:

Special Instructions: This ITEM is an Editing/Coding instrument item.

In E/C this field should allow 'empty'.

Skip Instructions: If SEX eq 2 AND 18<=AGE<=49 goto PREGATTIMEOFINC
Else goto PROTECTSELF

NCVS2SECETINTID

Field

BNCVS2.EMOTIONAL_TOLL.NCVS2SECETINTID

Description: ID of the FR who completed the NCVS 2, Section "ET" block (EmotionalToll)

Form Pane Label:

SAS Name:

Tag Name: ncvs2secetintid

Inherited Universe: INCINDEX ge 1 and SKIPMID ne 1

Universe:

Universe Description:

Question Text:

Type: Classification

Length: 3

- Don't Know
- Refuse
- Empty

- On Input
- On Output

Store Instructions: If (((HOWDISTRESSING eq 1,2,DK,RF and (IMPACT_JOB eq 2,DK,RF and IMPACT_FAMILY eq 2,DK,RF)) or (OTHER_PHYSICAL eq 2,DK,RF and (HAVE_HEADACHES AND TRBL_SLEEPING AND EATING_PROBS AND UPSET_STOMACH AND FATIGUE AND HIGH_BLOOD_PRESS AND MUSCLE_TENSION all eq 2,DK,RF)) or SEEK_HELP_PHYPROBS eq 2,DK,RF or KIND_HELP_PHYPROBS in 1..5,DK,RF) AND NCVS2SECETINTID is empty) store INTID in NCVS2SECETINTID and store USERID in NCVS2SECETJBID

Array:

Field

NCVS2SECETJBID

BNCVS2.EMOTIONAL_TOLL.NCVS2SECETJBID

Description: James Bond ID of the FR who completed the NCVS 2, Section "ET" block
(EmotionalToll)

Form Pane Label:

SAS Name:

Tag Name: ncvs2secetjbid

Inherited Universe: INCINDEX ge 1 and SKIPMID ne 1

Universe:

Universe Description:

Question Text:

Type: Classification

Length: 8

Don't Know

Refuse

Empty

On Input

On Output

Store Instructions: If (((HOWDISTRESSING eq 1,2,DK,RF and (IMPACT_JOB eq 2,DK,RF and IMPACT_FAMILY eq 2,DK,RF)) or (OTHER_PHYSICAL eq 2,DK,RF and (HAVE_HEADACHES AND TRBL_SLEEPING AND EATING_PROBS AND UPSET_STOMACH AND FATIGUE AND HIGH_BLOOD_PRESS AND MUSCLE_TENSION all eq 2,DK,RF)) or SEEK_HELP_PHYPROBS eq 2,DK,RF or KIND_HELP_PHYPROBS in 1..5,DK,RF) AND NCVS2SECETJBID is empty) store USERID in NCVS2SECETJBID

Array:

ACTION_OFFENDER

BNCVS2. ACTION_OFFENDER

Block

Description: Action Against Offender

Tab Name: Action Against Offender

Fly Over Name:

Universe Type: If

Inherited Universe: INCINDEX ge 1 and SKIPMID ne 1

Universe:

Universe Description:

Array:

Block Instructions:

Field

PREGATTIMEOFINC

BNCVS2. ACTION_OFFENDER.PREGATTIMEOFINC

Description: Was the respondent pregnant at the time of the incident (New to the NCVS-2 beginning in July 2005)

Form Pane Label: Pregnant

SAS Name:

Tag Name: PREGATTIMEOFINC

Inherited Universe: INCINDEX ge 1 and SKIPMID ne 1

Universe: WHICHMEMBER eq 1,2,DK,RF AND SEX eq 2 AND AGE (ge 18 AND le 49)

Universe Description: This field is only asked of female respondents who are age 18-49 AND were present when the incident occurred.

Question Text: Research shows that pregnant women may be at a higher risk of being the victim of a violent crime.

^WERE_WAS_C ^YOU_NAME pregnant at the time of this incident?

Fills: WERE_WAS_C

Instructions: If SELFPROXY eq 2 fill WERE_WAS_C with "Were"
Else fill WERE_WAS_C with "Was".

Fills: YOU_NAME

Instructions: If SELFPROXY eq 2 fill YOU_NAME with "you"
Else fill YOU_NAME with ^NAME.

Type: Enumerated

Length: 1

Answer List: TYesNo

Value:	Mnemonic:	Description:
1	Yes	Yes
2	No	No

- Don't Know
- Refuse
- Empty

On Input

On Output

Array:

Special Instructions: This ITEM is an Editing/Coding instrument item.

Starting in July 2008 this Item will be onpath after going through the EMOTIONAL_TOLL block when the respondent reported a violent crime (i.e. ATTACK or TRYATTACK or THREATEN eq 1 or WHATHAPPEN eq 14 or 15)

Skip Instructions: PROTECTSELF

Field

PROTECTSELF

BNCVS2. ACTION_OFFENDER.PROTECTSELF

Description: Did respondent do anything to protect themselves or their property

Form Pane Label: Protect Self

SAS Name:

Tag Name: PROTECTSELF

Inherited Universe: INCINDEX ge 1 and SKIPMID ne 1

Universe: HHMEMBERPRESENT eq 1 and WHICHMEMBER eq 1,2,DK,RF.

Universe Description: Respondent was present during the incident or coded who was present as Don't Know or Refused.

Question Text: Did ^YOU_NAME do anything with the idea of protecting ^YOURSELF_HIMSELF_HERSELFCAP or ^YOUR_HIS_HER PROPERTY while the incident was going on?

Fills: YOU_NAME

Instructions: If SELFPROXY eq 2 fill YOU_NAME with "you"
Else fill YOU_NAME with ^NAME.

Fills: YOURSELF_HIMSELF_HERSELFCAP

Instructions: If SELFPROXY eq 2 fill YOURSELF_HIMSELF_HERSELFCAP with "YOURSELF"
Elseif SELFPROXY eq 4 AND SEX eq 1 fill YOURSELF_HIMSELF_HERSELFCAP with "HIMSELF"
Elseif SELFPROXY eq 4 AND SEX eq 2 fill YOURSELF_HIMSELF_HERSELFCAP with "HERSELF"
Elseif SELFPROXY eq 4 AND SEX ne 1 or 2 fill YOURSELF_HIMSELF_HERSELFCAP with ^NAME.

Fills: YOUR_HIS_HER

Instructions: If SELFPROXY eq 2 fill YOUR_HIS_HER with "your"
Elseif SELFPROXY eq 4 AND SEX eq 1 fill YOUR_HIS_HER with "his"
Elseif SELFPROXY eq 4 AND SEX eq 2 fill YOUR_HIS_HER with "her"
Elseif SELFPROXY eq 4 AND SEX ne 1 or 2 fill YOUR_HIS_HER with ^NAME.
(fill with the first and last name of L_NO collecting demographic information for)

Type: Enumerated

Length: 1

Answer List: Yes_No_Protect

Value:	Mnemonic:	Description:
1		Yes
2		No/took no action/kept still

- Don't Know
- Refuse
- Empty

- On Input
- On Output

Array:

Special Instructions: This ITEM is an Editing/Coding instrument item.

Starting in July 2008 this item will be onpath after going through the EMOTIONAL_TOLL block when the respondent reported a violent crime (i.e. ATTACK or TRYATTACK or THREATEN eq 1 or WHATHAPPEN eq 14 or 15)

Skip Instructions: If PROTECTSELF eq 1 goto ACTIONSDURINGINC
Else goto DURINGINCIDENT

Field

DURINGINCIDENT

BNCVS2. ACTION_OFFENDER.DURINGINCIDENT

Description: Did respondent do anything about incident while it was going on

Form Pane Label: Did anything

SAS Name:

Tag Name: DURINGINCIDENT

Inherited Universe: INCINDEX ge 1 and SKIPMID ne 1

Universe: PROTECTSELF eq 2, DK, RF

Universe Description: Respondent did not protect self while incident occurred.

Question Text: Was there anything ^YOU_NAME did or tried to do about the incident while it was going on?

Fills: YOU_NAME

Instructions: If SELFPROXY eq 2 fill YOU_NAME with "you"
Else fill YOU_NAME with ^NAME.

Type: Enumerated

Length: 1

Answer List: Yes_No_Protect

Value:	Mnemonic:	Description:
1		Yes
2		No/took no action/kept still

- Don't Know
- Refuse
- Empty

- On Input
- On Output

Array:

Special Instructions: This ITEM is an Editing/Coding instrument item.

Skip Instructions: If DURINGINCIDENT eq 1 goto ACTIONSDURINGINC
Else goto ANYONEPRESENT

ACTIONS DURING INC

Field

BNCVS2. ACTION_OFFENDER.ACTIONS DURING INC

Description: The respondent attacked or threatened the offender or defended themselves from the attack

Form Pane Label: Actions defended

SAS Name:

Tag Name: ACTIONS DURING INC

Inherited Universe: INCINDEX ge 1 and SKIPMID ne 1

Universe: DURING INCIDENT = 1 OR
 PROTECTSELF = 1

Universe Description: Respondent protected self during incident or did something about the incident as it transpired.

Question Text: What did ^YOU_HE_SHE do?

✦ **Probe:** (Anything else?)

✦ Enter all that apply, separate with commas.

Fills: YOU_HE_SHE

Instructions: If SELFPROXY eq 2 fill YOU_HE_SHE with "you"

Elseif SELFPROXY eq 4 AND SEX eq 1 fill YOU_HE_SHE with "he"

Elseif SELFPROXY eq 4 AND SEX eq 2 fill YOU_HE_SHE with "she"

Elseif SELFPROXY eq 4 AND SEX is blank fill YOU_HE_SHE with ^NAME.

Type: Set

Max Number of Values:

Length: 2

Answer List: Actions_During_Incident

Value:	Mnemonic:	Description:
11		<>USED PHYSICAL FORCE TOWARD OFFENDER:[n] Attacked offender with gun; fired gun
12		Attacked with other weapon
13		Attacked without weapon (hit, kicked, etc.)
14		Threatened offender with gun
15		Threatened offender with other weapon
16		Threatened to injure, no weapon
17		<>RESISTED OR CAPTURED OFFENDER:[n] Defended self or property

	(struggled, ducked, blocked blows, held onto property)
18	Chased, tried to catch or hold offender
19	<>SCARED OR WARNED OFF OFFENDER:[n] Yelled at offender, turned on lights, threatened to call police, etc.
20	<>PERSUADED OR APPEASED OFFENDER:[n] Cooperated, or pretended to (stalled, did what they asked)
21	Argued, reasoned, pleaded, bargained, etc.
22	<>ESCAPED OR GOT AWAY:[n] Ran or drove away, or tried; hid, locked door
23	<>GOT HELP OR GAVE ALARM:[n] Called police or guard
24	Tried to attract attention or help, warn others (cried out for help, called children inside)
25	<>REACTED TO PAIN OR EMOTION:[n] Screamed from pain or fear
26	<>OTHER:[n] Other - Specify

- Don't Know
- Refuse
- Empty

- On Input
- On Output

Array:

Special Instructions: This ITEM is an Editing/Coding instrument item.

Skip Instructions: If ACTIONSDURINGINC = 26 goto ACTIONSDURINGINC_SPEC
Elseif INJURY = 12..21 goto INJACTION
Else if INJURY=11, DK, RF, empty goto INJACTIONHELP
Else goto HELP

ACTIONSURINGINC_SPEC

Field

BNCVS2. ACTION_OFFENDER.ACTIONSDURINGINC_SPEC

Description: Write-in entry for actions the respondent took to defend themselves/property

Form Pane Label: Actions Specify

SAS Name:

Tag Name: ACTIONSURINGINC_SPEC

Inherited Universe: INCINDEX ge 1 and SKIPMID ne 1

Universe: ACTIONSURINGINC = 26

Universe Description:

Question Text: [+Please specify what ^YOU_HE_SHE did.](#)

Fills: YOU_HE_SHE

Instructions: If SELFPROXY eq 2 fill YOU_HE_SHE with "you"

Elseif SELFPROXY eq 4 AND SEX eq 1 fill YOU_HE_SHE with "he"

Elseif SELFPROXY eq 4 AND SEX eq 2 fill YOU_HE_SHE with "she"

Elseif SELFPROXY eq 4 AND SEX is blank fill YOU_HE_SHE with ^NAME.

Type: String

Length: 35

Don't Know

Refuse

Empty

On Input

On Output

Array:

Special Instructions: This ITEM is an Editing/Coding instrument item.

Skip Instructions: If INJURY = 12..21 then goto INJACTION
else goto INJACTIONHELP

Field

INJECTION
BNCVS2. ACTION_OFFENDER.INJECTION

Description: Did the respondent's action occur before, during, or after they were injured

Form Pane Label: When action taken

SAS Name:

Tag Name: INJECTION

Inherited Universe: INCINDEX ge 1 and SKIPMID ne 1

Universe: ACTIONSDURINGINC and INJURY eq 12..21

Universe Description:

Question Text: Did ^YOU_NAME take these actions before, after, or at the same time that ^YOU_HE_SHE ^WERE_WAS injured?

✦ Enter all that apply, separate with commas.

Fills: YOU_NAME

Instructions: If SELFPROXY eq 2 fill YOU_NAME with "you"

Else fill YOU_NAME with ^NAME.

Fills: YOU_HE_SHE

Instructions: If SELFPROXY eq 2 fill YOU_HE_SHE with "you"

Elseif SELFPROXY eq 4 AND SEX eq 1 fill YOU_HE_SHE with "he"

Elseif SELFPROXY eq 4 AND SEX eq 2 fill YOU_HE_SHE with "she"

Elseif SELFPROXY eq 4 AND SEX is blank fill YOU_HE_SHE with ^NAME.

Fills: WERE_WAS

Instructions: If SELFPROXY eq 2 fill WERE_WAS with "were"

Else fill WERE_WAS with "was".

Type: Set

Max Number of Values:

Length: 1

Answer List: Actions_Taken_When

Value:	Mnemonic:	Description:
1		Actions taken before injury
2		Actions taken after injury

3

Actions taken at same time as injury

- Don't Know
- Refuse
- Empty

- On Input
- On Output

Array:

Special Instructions: This ITEM is an Editing/Coding instrument item.

Skip Instructions: INJACTIONHELP

Field

INJECTIONHELP

BNCVS2. ACTION_OFFENDER.INJECTIONHELP

Description: Did the respondent's actions help the situation

Form Pane Label: Actions help

SAS Name:

Tag Name: INJECTIONHELP

Inherited Universe: INCINDEX ge 1 and SKIPMID ne 1

Universe: ACTIONSDURINGINC and INJURY = 11, DK, RF, or "empty"

Universe Description: (02.13.07-cds- I think the universe should only be ACTIONSDURINGINC since INJECTIONHELP is asked regardless of whether injuries were reported. When there are injuries the instrument should go from ACTIONSDURINGINC to INJECTION and then to INJECTIONHELP. The instrument is working correctly in v10.01)

Question Text: Did ^ANYOF ^YOUR_HIS_HER ^ACTION_ACTIONS help the situation in any way?

✦ **Probe:** (Did ^YOUR_HIS_HER ^ACTION_ACTIONS help ^YOU_HIM_HER avoid injury, protect ^YOUR_HIS_HER property, escape from the offender - or ^WASIT_WERETHEY helpful in some other way?)

Fills: ANYOF

Instructions: If ACTIONSDURINGINC has two or more responses (not counting R or 00) fill ANYOF with "any of"
Else leave ANYOF blank

Fills: YOUR_HIS_HER

Instructions: If SELFPROXY eq 2 fill YOUR_HIS_HER with "your"
Elseif SELFPROXY eq 4 AND SEX eq 1 fill YOUR_HIS_HER with "his"
Elseif SELFPROXY eq 4 AND SEX eq 2 fill YOUR_HIS_HER with "her"
Elseif SELFPROXY eq 4 AND SEX ne 1 or 2 fill YOUR_HIS_HER with ^NAME.
(fill with the first and last name of L_NO collecting demographic information for)

Fills: ACTION_ACTIONS

Instructions: If ACTIONSDURINGINC has two or more responses (not counting RF or DK) fill ACTION_ACTIONS with "actions"
Else FILL ACTION_ACTIONS WITH "action".

Fills: YOU_HIM_HER

Instructions: If SELFPROXY eq 2 fill YOU_HIM_HER with "you"
Elseif SELFPROXY eq 4 AND SEX eq 1 fill YOU_HIM_HER with "him"
Elseif SELFPROXY eq 4 AND SEX eq 2 fill YOU_HIM_HER with "her"
Elseif SELFPROXY eq 4 AND SEX ne 1 or 2 fill YOU_HIM_HER with ^NAME.

Fills: WASIT_WERETHEY

Instructions: If ACTIONSDURINGINC has two or more responses (not counting RF or DK) fill
WASIT_WERETHEY with "were they"
Else fill WASIT_WERETHEY with "was it".

Type: Enumerated
Length: 1

Answer List: TYes_No_Dk

Value:	Mnemonic:	Description:
1		Yes
2		No
3		Don't know

- Don't Know
- Refuse
- Empty

- On Input
- On Output

Array:

Special Instructions: This ITEM is an Editing/Coding instrument item.

Skip Instructions: If INJACTIONHELP = 1 goto HELP
Else goto ACTIONWORSE

Field

HELP

BNCVS2. ACTION_OFFENDER.HELP

Description: How were the respondent's actions helpful

Form Pane Label: How helpful

SAS Name:

Tag Name: HELP

Inherited Universe: INCINDEX ge 1 and SKIPMID ne 1

Universe: INJACTIONHELP eq 1

Universe Description:

Question Text: How were they helpful?

✦ **Probe:** (Any other way?)

✦ Enter all that apply, separate with commas.

Type: Set

Max Number of Values:

Length: 1

Answer List: How_Helpful

Value:	Mnemonic:	Description:
1		Helped avoid injury or greater injury to ^RESPONDENT_VICTIM
2		Scared or chased offender off
3		Helped ^RESPONDENT_VICTIM get away from offender
4		Protected property
5		Protected other people
6		Other - Specify

- Don't Know
- Refuse
- Empty

- On Input
- On Output

Array:

Special Instructions: This ITEM is an Editing/Coding instrument item.

Skip Instructions: If HELP eq 6 then goto HELP_SPEC

Else goto ACTIONWORSE

Field

HELP_SPEC
BNCVS2. ACTION_OFFENDER.HELP_SPEC

Description: Write-in entry for how the respondent's actions were helpful

Form Pane Label: Helpful Specify

SAS Name:

Tag Name: HELP_SPEC

Inherited Universe: INCINDEX ge 1 and SKIPMID ne 1

Universe: HELP = 6

Universe Description:

Question Text: [+Please specify how were they helpful.](#)

Type: String

Length: 35

Don't Know

Refuse

Empty

On Input

On Output

Array:

Special Instructions: This ITEM is an Editing/Coding instrument item.

Skip Instructions: ACTIONWORSE

ACTIONWORSE

Field

BNCVS2. ACTION_OFFENDER.ACTIONWORSE

Description: Did the respondent's actions make the situation worse

Form Pane Label: Action worse

SAS Name:

Tag Name: ACTIONWORSE

Inherited Universe: INCINDEX ge 1 and SKIPMID ne 1

Universe: INJACTIONHELP

Universe Description:

Question Text: Did ^ANYOF ^YOUR_HIS_HER ^ACTION_ACTIONS make the situation worse in any way?

* **Probe:** (Did ^YOUR_HIS_HER ^ACTION_ACTIONS lead to injury, greater injury, loss of property, make the offender angrier, or make the situation worse in some other way?)

Fills: ANYOF

Instructions: If ACTIONSDURINGINC has two or more responses (not counting R or 00) fill ANYOF with "any of"
Else leave ANYOF blank

Fills: YOUR_HIS_HER

Instructions: If SELFPROXY eq 2 fill YOUR_HIS_HER with "your"
Elseif SELFPROXY eq 4 AND SEX eq 1 fill YOUR_HIS_HER with "his"
Elseif SELFPROXY eq 4 AND SEX eq 2 fill YOUR_HIS_HER with "her"
Elseif SELFPROXY eq 4 AND SEX ne 1 or 2 fill YOUR_HIS_HER with ^NAME.
(fill with the first and last name of L_NO collecting demographic information for)

Fills: ACTION_ACTIONS

Instructions: If ACTIONSDURINGINC has two or more responses (not counting RF or DK) fill ACTION_ACTIONS with "actions"
Else FILL ACTION_ACTIONS WITH "action".

Type: Enumerated

Length: 1

Answer List: TYes_No_Dk

Value:	Mnemonic:	Description:
1		Yes
2		No
3		Don't know

- Don't Know
- Refuse
- Empty

- On Input
- On Output

Array:

Special Instructions: This ITEM is an Editing/Coding instrument item.

Skip Instructions: If ACTIONWORSE eq 1 goto WORSE
Else goto ANYONEPRESENT

WORSE

Field

BNCVS2. ACTION_OFFENDER.WORSE

Description: How did the respondent's actions make the situation worse

Form Pane Label: How worse

SAS Name:

Tag Name: WORSE

Inherited Universe: INCINDEX ge 1 and SKIPMID ne 1

Universe: ACTIONWORSE eq 1

Universe Description:

Question Text: How did they make the situation worse?

✦ **Probe:** (Any other way?)

✦ Enter all that apply, separate with commas.

Type: Set

Max Number of Values:

Length: 1

Answer List: How_Make_Worse

Value:	Mnemonic:	Description:
1		Led to injury or greater injury to ^RESPONDENT_VICTIM
2		Caused greater loss of property or damage to property
3		Other people got hurt (worse)
4		Offender got away
5		Made offender angrier, more aggressive, etc.
6		Other - Specify

- Don't Know
- Refuse
- Empty

- On Input
- On Output

Array:

Special Instructions: This ITEM is an Editing/Coding instrument item.

Skip Instructions: If WORSE eq 6 goto WORSE_SPEC

Else ANYONEPRESENT

WORSE_SPEC

Field

BNCVS2. ACTION_OFFENDER.WORSE_SPEC

Description: Write-in entry for how the respondent's actions made the situation worse

Form Pane Label: Worse Specify

SAS Name:

Tag Name: WORSE_SPEC

Inherited Universe: INCINDEX ge 1 and SKIPMID ne 1

Universe: WORSE = 6

Universe Description:

Question Text: [+Please specify how the respondent's actions made the situation worse.](#)

Type: String

Length: 35

Don't Know

Refuse

Empty

On Input

On Output

Array:

Special Instructions: This ITEM is an Editing/Coding instrument item.

Skip Instructions: ANYONEPRESENT

Field

ANYONEPRESENT

BNCVS2. ACTION_OFFENDER.ANYONEPRESENT

Description: Were others present during the incident

Form Pane Label: Others present

SAS Name:

Tag Name: ANYONEPRESENT

Inherited Universe: INCINDEX ge 1 and SKIPMID ne 1

Universe: ATTACK\
TRYATTACK\
THREATEN

Universe Description:

Question Text: Was anyone present during the incident besides ^YOU_NAME and the offender? (Other than children under age 12.)

Fills: YOU_NAME

Instructions: If SELFPROXY eq 2 fill YOU_NAME with "you"
Else fill YOU_NAME with ^NAME.

Type: Enumerated

Length: 1

Answer List: TYes_No_Dk

Value:	Mnemonic:	Description:
1		Yes
2		No
3		Don't know

Don't Know
 Refuse
 Empty

On Input
 On Output

Array:

Special Instructions: This ITEM is an Editing/Coding instrument item.

Skip Instructions: If ANYONEPRESENT eq 1 goto OTHERSACTIONS

Elseif ACTIONSURINGINC in 11..16 goto FIRSTTOUSEFORCE
Else goto ONEORMOREOFFENDERS

Field

OTHERSACTIONS

BNCVS2. ACTION_OFFENDER.OTHERSACTIONS

Description: Did other people who were present help the situation

Form Pane Label: Others helpful

SAS Name:

Tag Name: OTHERSACTIONS

Inherited Universe: INCINDEX ge 1 and SKIPMID ne 1

Universe: ANYONEPRESENT = 1\

Universe Description:

Question Text: Did the actions of [this person/any of these people] help the situation in any way?

Type: Enumerated

Length: 1

Answer List: TYes_No_Dk

Value:	Mnemonic:	Description:
1		Yes
2		No
3		Don't know

- Don't Know
- Refuse
- Empty

- On Input
- On Output

Array:

Special Instructions: This ITEM is an Editing/Coding instrument item.

Skip Instructions: If OTHERSACTIONS = 1 then goto HOWOTHERSHELP
else goto OTHERSACTIONSWORSE

HOWOTHERSHELP

Field

BNCVS2. ACTION_OFFENDER.HOWOTHERSHELP

Description: How were the actions of others present helpful

Form Pane Label: How others helpful

SAS Name:

Tag Name: HOWOTHERSHELP

Inherited Universe: INCINDEX ge 1 and SKIPMID ne 1

Universe: OTHERSACTIONS eq 1

Universe Description:

Question Text: How did they help the situation?

✦ **Probe:** (Any other way?)

✦ Enter all that apply, separate with commas.

Type: Set

Max Number of Values:

Length: 1

Answer List: How_Helpful

Value:	Mnemonic:	Description:
1		Helped avoid injury or greater injury to ^RESPONDENT_VICTIM
2		Scared or chased offender off
3		Helped ^RESPONDENT_VICTIM get away from offender
4		Protected property
5		Protected other people
6		Other - Specify

- Don't Know
 Refuse
 Empty

- On Input
 On Output

Array:

Special Instructions: This ITEM is an Editing/Coding instrument item.

Skip Instructions: If HOWOTHERSHELP eq 6 goto HOWOTHERSHELP_SPEC

Else goto OTHERSACTIONSWORSE

HOWOTHERSHELP_SPEC

Field

BNCVS2. ACTION_OFFENDER.HOWOTHERSHELP_SPEC

Description: Write-in entry for how other peoples actions were helpful to the situation

Form Pane Label: Others help Specify

SAS Name:

Tag Name: HOWOTHERSHELP_SPEC

Inherited Universe: INCINDEX ge 1 and SKIPMID ne 1

Universe: HOWOTHERSHELP = 6

Universe Description:

Question Text: [+Please specify how they helped the situation.](#)

Type: String

Length: 35

- Don't Know
- Refuse
- Empty

- On Input
- On Output

Array:

Special Instructions: This ITEM is an Editing/Coding instrument item.

Skip Instructions: OTHERSACTIONS WORSE

Field

OTHERSACTIONSWORSE

BNCVS2. ACTION_OFFENDER.OTHERSACTIONSWORSE

Description: Did the actions of others who were present make the situation worse

Form Pane Label: Others worse

SAS Name:

Tag Name: OTHERSACTIONSWORSE

Inherited Universe: INCINDEX ge 1 and SKIPMID ne 1

Universe: OTHERSACTIONS

Universe Description:

Question Text: Did the actions of [this person/any of these people] make the situation worse in any way?

Type: Enumerated

Length: 1

Answer List: TYes_No_Dk

Value:	Mnemonic:	Description:
1		Yes
2		No
3		Don't know

- Don't Know
 Refuse
 Empty

- On Input
 On Output

Array:

Special Instructions: This ITEM is an Editing/Coding instrument item.

Skip Instructions: If OTHERSACTIONSWORSE = 1 then goto OTHWORSE
else goto PERSONHARMED

OTHWORSE

Field

BNCVS2. ACTION_OFFENDER.OTHWORSE

Description: How did the actions of others present make the situation worse

Form Pane Label: Others worse how

SAS Name:

Tag Name: OTHWORSE

Inherited Universe: INCINDEX ge 1 and SKIPMID ne 1

Universe: OTHERSACTIONWORSE = 1

Universe Description:

Question Text: How did they make the situation worse?

✦ **Probe:** (Any other way?)

✦ Enter all that apply, separate with commas.

Type: Set

Max Number of Values:

Length: 1

Answer List: How_Make_Worse

Value:	Mnemonic:	Description:
1		Led to injury or greater injury to ^RESPONDENT_VICTIM
2		Caused greater loss of property or damage to property
3		Other people got hurt (worse)
4		Offender got away
5		Made offender angrier, more aggressive, etc.
6		Other - Specify

- Don't Know
- Refuse
- Empty

- On Input
- On Output

Store Instructions: This ITEM is an Editing/Coding instrument item.

Array:

Skip Instructions: If OTHWORSE = 6 then goto OTHWORSE_SPEC

else goto PERSONSHARMED

OTHWORSE_SPEC

Field

BNCVS2. ACTION_OFFENDER.OTHWORSE_SPEC

Description: Write-in entry for how others made the situation worse

Form Pane Label: Others worse Specify

SAS Name:

Tag Name: OTHWORSE_SPEC

Inherited Universe: INCINDEX ge 1 and SKIPMID ne 1

Universe: OTHWORSE = 6

Universe Description:

Question Text: [+Please specify how they made the situation worse.](#)

Type: String

Length: 35

- Don't Know
- Refuse
- Empty

- On Input
- On Output

Array:

Special Instructions: This ITEM is an Editing/Coding instrument item.

Skip Instructions: PERSONSHARMED

Field

PERSONSHARMED

BNCVS2. ACTION_OFFENDER.PERSONSHARMED

Description: Were any other persons present harmed or threatened

Form Pane Label: Persons harmed

SAS Name:

Tag Name: PERSONSHARMED

Inherited Universe: INCINDEX ge 1 and SKIPMID ne 1

Universe: OTHERSACTIONSWORSE

Universe Description:

Question Text: Not counting ^YOURSELF_NAME, were any of these persons present during the incident harmed <>(PAUSE)[n], threatened with harm <>(PAUSE)[n], or robbed by force or threat of harm? (Do not include ^YOURSELF_NAME, the offender, or children under 12 years of age.)

Fills: YOURSELF_NAME

Instructions: If SELFPROXY eq 2 fill YOURSELF_NAME with "yourself"
Else fill YOURSELF_NAME with ^NAME.

Type: Enumerated

Length: 1

Answer List: TYes_No_Dk

Value:	Mnemonic:	Description:
1		Yes
2		No
3		Don't know

- Don't Know
- Refuse
- Empty

- On Input
- On Output

Array:

Special Instructions: This ITEM is an Editing/Coding instrument item.

Skip Instructions: If PERSONSHARMED = 1 then goto PERSONSHARMEDNUM

else if ACTIONS DURING INC = 11..16 then goto FIRST TO USE FORCE
else goto ONE OR MORE OFFENDERS

Field

PERSONSHARMEDNUM

BNCVS2. ACTION_OFFENDER.PERSONSHARMEDNUM

Description: How many persons were harmed or threatened

Form Pane Label: How many harmed

SAS Name:

Tag Name: PERSONSHARMEDNUM

Inherited Universe: INCINDEX ge 1 and SKIPMID ne 1

Universe: PERSONSHARMED = 1

Universe Description:

Question Text: How many?

(Do not include ^YOURSELF_NAME, the offender, or children under 12 years of age.)

Fills: YOURSELF_NAME

Instructions: If SELFPROXY eq 2 fill YOURSELF_NAME with "yourself"

Else fill YOURSELF_NAME with ^NAME.

Type: Integer

Length: 2

Min: 1

Max: 30

Don't Know

Refuse

Empty

On Input

On Output

Array:

Special Instructions: If there is only one household member (HIGHLNO eq 1), then instrument should skip to either FIRSTTOUSEFORCE or ONEORMOREOFFENDERS

This ITEM is an Editing/Coding instrument item.

Skip Instructions: If HIGHLNO eq 1 AND ACTIONSDURINGINC eq 11..16 goto FIRSTTOUSEFORCE

Elseif HIGHLNO eq 1 goto ONEORMOREOFFENDERS

Else goto HHMEMHARMED

HHMEMHARMED

Field

BNCVS2. ACTION_OFFENDER.HHMEMHARMED

Description: How many persons harmed (from PERSONSHARMEDNUM) are household members

Form Pane Label: How many from HH

SAS Name:

Tag Name: HHMEMHARMED

Inherited Universe: INCINDEX ge 1 and SKIPMID ne 1

Universe: PERSONSHARMEDNUM AND HIGHLNO ne 1

Universe Description: PERSONSHARMEDNUM when there is more than one household member on the roster.

Question Text: How many of these persons are members of ^YOUR_NAME^NMS household now?

(Do not include ^YOURSELF_NAME, the offender, or children under 12 years of age.)

* NUMBER OF HHLD MEMBERS 12 YEARS AND OLDER: ^NCVSELIG

* NUMBER OF PERSONS PRESENT: ^NUMHARMED

Fills: YOUR_NAME

Instructions: If SELFPROXY eq 2 fill YOUR_NAME with "your"
Else fill YOUR_NAME with ^NAME.

Fills: NMS

Instructions: If SELFPROXY eq 4 fill NMS with ""s"
Else leave NMS blank.

Fills: YOURSELF_NAME

Instructions: If SELFPROXY eq 2 fill YOURSELF_NAME with "yourself"
Else fill YOURSELF_NAME with ^NAME.

Fills: NCVSELIG

Instructions: Fill NCVSELIG with TOTPELIG

This fill displays the number of persons on the roster where MEMBER eq 1 and AGER ge 2 in NCVSELIG. CASES used the following code to determine this

number...

```
Store 0 in NCVSELIG
Store 0 in INDEX9
Roster begin persons
If NAME_DEL eq D then next member persons/Endif
Store 1 in PELIG
If SELFPROXY eq 4 then store 3 in PELIG/Endif
If NONINTFLAG eq 1 then store 5 in PELIG/Endif
If NONINTFLAG ge 2 then store 7 in PELIG/Endif
If AGER eq 1 then store 8 in PELIG/Endif
If MEMBER eq 2 then store 9 in PELIG/Endif
If MEMBER eq 3 then store 9 in PELIG/Endif
If DELUNDEL ge 1 then store 10 in PELIG/Endif
If LOCKTOP eq 2 then store 6 in PELIG/Endif
If PELIG le 7 then add 1 to INDEX9/Endif
Roster end persons
Store INDEX9 in NCVSELIG/End
```

Fills: NUMHARMED

Instructions: Fill NUMHARMED with the entry from PERSONSHARMEDNUM

Type: Integer

Length: 2

Min: 0

Max: 30

Don't Know
 Refuse
 Empty

On Input
 On Output

Array:

Special Instructions: This ITEM is an Editing/Coding instrument item.

Skip Instructions: If HHMEMHARMED eq 0,RF and ACTIONSDURINGINC in 11..16 goto
FIRSTTOUSEFORCE
Elseif HHMEMNARMED eq 0,RF goto ONEORMOREOFFENDERS
Elseif HHMEMHARMED in 1..30 goto HHMEMHARMED_NAMES

HHMEMHARMED_NAMES

Field

BNCVS2. ACTION_OFFENDER.HHMEMHARMED_NAMES

Description: Which NCVS eligible household members were harmed or threatened during the incident

Form Pane Label: Who harmed

SAS Name:

Tag Name: HHMEMHARMED_NAMES

Inherited Universe: INCINDEX ge 1 and SKIPMID ne 1

Universe: HHMEMHARMED ne 0

Universe Description:

Question Text: ♦ If not sure ask:

Who are these household members? (Do not include ^YOURSELF_NAME, the offender, or children under 12 years of age)

♦ Enter the line number(s) of other household members, separate with commas.

Fills: YOURSELF_NAME

Instructions: If SELFPROXY eq 2 fill YOURSELF_NAME with "yourself"

Else fill YOURSELF_NAME with ^NAME.

Type: Set

Max Number of Values:

Length: 2

Answer List: Which_HHM_Present

Value:	Mnemonic:	Description:
01		^L_NO ^NAME
02		^L_NO ^NAME
03		^L_NO ^NAME
04		^L_NO ^NAME
05		^L_NO ^NAME
06		^L_NO ^NAME
07		^L_NO ^NAME
08		^L_NO ^NAME
09		^L_NO ^NAME
10		^L_NO ^NAME

11	^L_NO ^NAME
12	^L_NO ^NAME
13	^L_NO ^NAME
14	^L_NO ^NAME
15	^L_NO ^NAME
16	^L_NO ^NAME
17	^L_NO ^NAME
18	^L_NO ^NAME
19	^L_NO ^NAME
20	^L_NO ^NAME
21	^L_NO ^NAME
22	^L_NO ^NAME
23	^L_NO ^NAME
24	^L_NO ^NAME
25	^L_NO ^NAME
26	^L_NO ^NAME
27	^L_NO ^NAME
28	^L_NO ^NAME
29	^L_NO ^NAME
30	^L_NO ^NAME

- Don't Know
- Refuse
- Empty

- On Input
- On Output

Array:

Special Instructions: The answer list for this field will be comprised of all NCVS eligible household members, excluding the current respondent.(Current respondent is CURRENTRESPLINE)
So a roster will need to be created and filled based on the people listed on the household roster who are eligible for the NCVS (household members 12 and older(MEMBER =1 and AGER ge 2)

This ITEM is an Editing/Coding instrument item.

Skip Instructions: If HHMEMHARMED_NAMES ((eq CURRENTRESPLINE or L_NO for a person with MEMBER ne 1 or L_NO for a person with AGER lt 2) or (gt HIGHLNO)) goto HHMEMHARMED_NAMES_CHK
Elseif ACTIONSSDURINGINC eq 11..16 goto FIRSTTOUSEFORCE

Else goto ONEORMOREOFFENDERS

Check

HHMEMHARMED_NAMES_CK
BNCVS2. ACTION_OFFENDER.HHMEMHARMED_NAMES_CK

Description: Edit check for invalid line number entry in HHMEMHARMED_NAMES

Inherited Universe: INCINDEX ge 1 and SKIPMID ne 1

Universe: HHMEMBERHARMED_NAMES \
eq CURRENTRESPLINE or\
eq L_NO for a person with MEMBER ne 1 or \
gt HIGHLNO or\
eq L_NO for a person with AGER lt 2

Universe Description: Invalid line number (i.e., current respondent, nonmember, no such line number, or line number under 12 years old) selected in HHMEMHARMED_NAMES

Text: ♦ You selected an invalid line number.

Check Instructions:

Type: Hard

Skip Instructions: HHMEMHARMED_NAMES

FIRSTTOUSEFORCE

Field

BNCVS2. ACTION_OFFENDER.FIRSTTOUSEFORCE

Description: Who was the first to use force

Form Pane Label: First to use force

SAS Name:

Tag Name: FIRSTTOUSEFORCE

Inherited Universe: INCINDEX ge 1 and SKIPMID ne 1

Universe: ACTIONSDURINGINC in 11..16

Universe Description: This Item is only asked when respondent reported using force against the offender in Item ACTIONSDURINGINC.

Question Text: Who was the first to use or threaten to use physical force - ^YOU_NAME, the offender, or someone else?

Fills: YOU_NAME

Instructions: If SELFPROXY eq 2 fill YOU_NAME with "you"
Else fill YOU_NAME with ^NAME.

Type: Enumerated

Length: 1

Answer List: First_To_Use_Force

Value:	Mnemonic:	Description:
1		^RESP_C_NAME
2		Offender(s)
3		Someone else

Don't Know

Refuse

Empty

On Input

On Output

Array:

Special Instructions: This ITEM is an Editing/Coding instrument item.

Skip Instructions: ONEORMOREOFFENDERS

Field

KNOWLEARNOFFENDERS
BNCVS2. ACTION_OFFENDER.KNOWLEARNOFFENDERS

Description: Does the respondent know or have they learned anything about the offender(s)

Form Pane Label: Learn about offender

SAS Name:

Tag Name: KNOWLEARNOFFENDERS

Inherited Universe: INCINDEX ge 1 and SKIPMID ne 1

Universe: HHMEMBERPRESENT = 2, DK, RF

Universe Description:

Question Text: ^DO_DOES_C ^YOU_NAME know or ^HAVE_HAS ^YOU_HE_SHE learned anything about the offender(s) - for instance, whether there was one or more than one offender involved, whether it was someone young or old, or male or female?

Fills: DO_DOES_C

Instructions: If SELFPROXY eq 2 fill DO_DOES_C with "Do"
Else fill DO_DOES_C with "Does".

Fills: YOU_NAME

Instructions: If SELFPROXY eq 2 fill YOU_NAME with "you"
Else fill YOU_NAME with ^NAME.

Fills: HAVE_HAS

Instructions: If SELFPROXY eq 2 fill HAVE_HAS with "have"
Else fill HAVE_HAS with "has".

Fills: YOU_HE_SHE

Instructions: If SELFPROXY eq 2 fill YOU_HE_SHE with "you"
Elseif SELFPROXY eq 4 AND SEX eq 1 fill YOU_HE_SHE with "he"
Elseif SELFPROXY eq 4 AND SEX eq 2 fill YOU_HE_SHE with "she"
Elseif SELFPROXY eq 4 AND SEX is blank fill YOU_HE_SHE with ^NAME.

Type: Enumerated

Length: 1

Answer List: TYesNo

Value:	Mnemonic:	Description:
1	Yes	Yes
2	No	No

- Don't Know
- Refuse
- Empty

- On Input
- On Output

Array:

Special Instructions: This ITEM is an Editing/Coding instrument item.

Skip Instructions: If KNOWLEARNOFFENDERS = 1 then goto SUREOFINFO
else goto THEFT

Field

SUREOFINFO

BNCVS2. ACTION_OFFENDER.SUREOFINFO

Description: How sure is the respondent of the information about the offender(s)

Form Pane Label: How sure

SAS Name:

Tag Name: SUREOFINFO

Inherited Universe: INCINDEX ge 1 and SKIPMID ne 1

Universe: KNOWLEARNOFFENDERS = 1

Universe Description:

Question Text: How sure ^ARE_IS ^YOU_HE_SHE of this information?

^DO_DOES_C ^YOU_HE_SHE have a suspicion, ^ARE_IS ^YOU_HE_SHE fairly sure or ^ARE_IS ^YOU_HE_SHE certain?

Fills: ARE_IS

Instructions: If SELFPROXY eq 2 fill ARE_IS with "are"
Else fill ARE_IS with "is".

Fills: YOU_HE_SHE

Instructions: If SELFPROXY eq 2 fill YOU_HE_SHE with "you"
Elseif SELFPROXY eq 4 AND SEX eq 1 fill YOU_HE_SHE with "he"
Elseif SELFPROXY eq 4 AND SEX eq 2 fill YOU_HE_SHE with "she"
Elseif SELFPROXY eq 4 AND SEX is blank fill YOU_HE_SHE with ^NAME.

Fills: DO_DOES_C

Instructions: If SELFPROXY eq 2 fill DO_DOES_C with "Do"
Else fill DO_DOES_C with "Does".

Type: Enumerated

Length: 1

Answer List: How_Sure

Value:	Mnemonic:	Description:
1		Suspicion
2		Fairly sure
3		Certain

- Don't Know
- Refuse
- Empty

- On Input
- On Output

Array:

Special Instructions: This ITEM is an Editing/Coding instrument item.

Skip Instructions: LEARNOFFENDERS

Field

LEARNOFFENDERS

BNCVS2. ACTION_OFFENDER.LEARNOFFENDERS

Description: How did the respondent learn about the offender(s)

Form Pane Label: How learn about off

SAS Name:

Tag Name: LEARNOFFENDERS

Inherited Universe: INCINDEX ge 1 and SKIPMID ne 1

Universe: SUREINFO\

Universe Description:

Question Text: How did ^YOU_HE_SHE learn about the offender(s)?

◆ **Probe:** (Any other way?)

◆ Enter all that apply, separate with commas.

Fills: YOU_HE_SHE

Instructions: If SELFPROXY eq 2 fill YOU_HE_SHE with "you"

Elseif SELFPROXY eq 4 AND SEX eq 1 fill YOU_HE_SHE with "he"

Elseif SELFPROXY eq 4 AND SEX eq 2 fill YOU_HE_SHE with "she"

Elseif SELFPROXY eq 4 AND SEX is blank fill YOU_HE_SHE with ^NAME.

Type: Set

Max Number of Values:

Length: 2

Answer List: How_Learn_Of_Offender(s)

Value:	Mnemonic:	Description:
11		^RESPONDENT_VICTIM_C saw or heard offender
12		From other member of household who was eyewitness
13		From eyewitness(es) other than household member(s)
14		From police
15		Other person (not eyewitness)
16		Offender(s) admitted it
17		Offender(s) had threatened to do it
18		Stolen property found on offender's property or in offender's possession
19		Figured it out by who had motive, opportunity, or had done it before

20

Other - Specify

- Don't Know
- Refuse
- Empty

- On Input
- On Output

Array:

Special Instructions: This ITEM is an Editing/Coding instrument item.

Skip Instructions: If LEARNOFFENDERS eq 20 goto LEARNOFFENDERS_SPEC
Elseif LEARNOFFENDERS eq 11 or 12 and HHMEMBERPRESENT eq 2 goto
NOTPRESSEEOFF_CHK
Else goto THEFT

Check

NOTPRESSEOFF_CK
BNCVS2. ACTION_OFFENDER.NOTPRESSEOFF_CK

Description: Edit check to verify presence when HHMEMBERPRESENT eq "No" , but LEARNOFFENDERS is coded as if the respondent or another household member could have been present.

Inherited Universe: INCINDEX ge 1 and SKIPMID ne 1

Universe: HHMEMBERPRESENT eq 2 and LEARNOFFENDERS eq 11 or 12

Universe Description: Coded as not present at the HHMEMBERPRESENT field and then coded as if the respondent or another HHM saw or heard the offender.

Text: ♦ The answers to HHMEMBERPRESENT and LEARNOFFENDERS are inconsistent.

♦ It was recorded that the respondent and other household members were not present, but it was also reported that the respondent or other household members were eyewitnesses to the incident.

♦ Press the "Goto" button to return to HHMEMBERPRESENT or LEARNOFFENDERS to resolve this issue or the "Suppress" button to accept the inconsistency.

Check Instructions: HHMEMBERPRESENT and LEARNOFFENDERS should both be in the selection box of the edit check.

This edit check should be added in the Production February instrument.

Type: Soft

Skip Instructions: If "Suppress" is selected goto THEFT
Elseif "Goto" is selected goto HHMEMBERPRESENT or LEARNOFFENDERS
(depending on which item is selected in the selection field.
Else goto LEARNOFFENDERS

LEARNOFFENDERS_SPEC

Field

BNCVS2. ACTION_OFFENDER.LEARNOFFENDERS_SPEC

Description: Write-in entry for how the respondent learned about the offender(s)

Form Pane Label: How learn Specify

SAS Name:

Tag Name: LEARNOFFENDERS_SPEC

Inherited Universe: INCINDEX ge 1 and SKIPMID ne 1

Universe: LEARNOFFENDERS = 20

Universe Description:

Question Text: [+ Please specify how ^YOU_HE_SHE learned about the offender\(s\).](#)

Fills: YOU_HE_SHE

Instructions: If SELFPROXY eq 2 fill YOU_HE_SHE with "you"

Elseif SELFPROXY eq 4 AND SEX eq 1 fill YOU_HE_SHE with "he"

Elseif SELFPROXY eq 4 AND SEX eq 2 fill YOU_HE_SHE with "she"

Elseif SELFPROXY eq 4 AND SEX is blank fill YOU_HE_SHE with ^NAME.

Type: String

Length: 35

Don't Know

Refuse

Empty

On Input

On Output

Array:

Special Instructions: This ITEM is an Editing/Coding instrument item.

Skip Instructions: THEFT

Field

NCVS2SEC3INTID
BNCVS2. ACTION_OFFENDER.NCVS2SEC3INTID

Description: ID of the FR who completed the NCVS 2, Section 3 block (ActionOffender)

Form Pane Label:

SAS Name:

Tag Name: ncvs2sec3intid

Inherited Universe: INCINDEX ge 1 and SKIPMID ne 1

Universe:

Universe Description:

Question Text:

Type: Classification

Length: 3

- Don't Know
- Refuse
- Empty

- On Input
- On Output

Store Instructions: If ((ANYONEPRESENT eq 2,3,RF and ACTIONSSDURINGINC not in 11..16 or PERSONSHARMED eq 2,3,RF and ACTIONSSDURINGINC not in 11..16 or PERSONSHARMEDNUM in 1..30,DK,RF and HIGHLNO eq 1 and ACTIONSSDURINGINC not in 11..16 or HHMEMHARMED eq 0,RF and ACTIONSSDURINGINC not in 11..16 or HHMEMHARMED_NAMES in 1..30,DK,RF and ACTIONSSDURINGINC not in 11..16 or FIRSTTOUSEFORCE eq 1-3,DK,RF or KNOWLEARNOFFENDERS eq 2,RF or LEARNOFFENDERS in 11..20,DK,RF) AND NCVS2SEC3INTID is empty)
store INTID in NCVS2SEC3INTID and
store USERID in NCVS2SEC3JBID

Array:

NCVS2SEC3JBID

Field

BNCVS2. ACTION_OFFENDER.NCVS2SEC3JBID

Description: James bond ID of the FR who completed the NCVS 2, Section 3 block
(ActionOffender)

Form Pane Label:

SAS Name:

Tag Name: ncv2sec3jbid

Inherited Universe: INCINDEX ge 1 and SKIPMID ne 1

Universe:

Universe Description:

Question Text:

Type: Classification

Length: 8

- Don't Know
- Refuse
- Empty

- On Input
- On Output

Store Instructions: If ((ANYONEPRESENT eq 2,3,RF and ACTIONSURINGINC not in 11..16 or
PERSONSHARMED eq 2,3,RF and ACTIONSURINGINC not in 11..16 or
PERSONSHARMEDNUM in 1..30,DK,RF and HIGHLNO eq 1 and
ACTIONSURINGINC not in 11..16 or
HHMEMHARMED eq 0,RF and ACTIONSURINGINC not in 11..16 or
HHMEMHARMED_NAMES in 1..30,DK,RF and ACTIONSURINGINC not in 11..16
or
FIRSTTOUSEFORCE eq 1-3,DK,RF or
KNOWLEARNOFFENDERS eq 2,RF or
LEARNOFFENDERS in 11..20,DK,RF) AND NCVS2SEC3JBID is empty)
store USERID in NCVS2SEC3JBID

Array:

Block

RaceofOffender
BNCVS2.RaceofOffender

Description: These are basically the same single and multiple offender questions except the order of some of the questions was changed. Furthermore the questions HAPPEN and HAPPENSPEC are not included in this block because the revised race of offender block is only asked when the respondent reports being attacked, a victim of an attempted attack, a threat, of victim of sexual contact with or without force. HAPPEN is asked when only other household members were reported present. We have also added three new questions to comply with the OMB guidelines for asking ethnicity and race. These questions will only be asked during interview number 7 when the respondent is present and reports being the victim of a violent crime. These 3 new questions are currently being translated into Spanish.

Tab Name:
Fly Over Name:
Universe Type: If

Inherited Universe: INCINDEX ge 1 and SKIPMID ne 1

Universe:

Universe Description:

Array:

Block Instructions:

HAPPEN

Field

BNCVS2.RaceofOffender.HAPPEN

Description: What actually happened - only other household members present

Form Pane Label: Actually happened

SAS Name:

Tag Name: HAPPEN

Inherited Universe: INCINDEX ge 1 and SKIPMID ne 1

Universe: WHICHMEMBER eq 3

Universe Description:

Question Text: What actually happened?

✦ **Probe:** (Anything else?)

✦ Enter all that apply, separate with commas.

Type: Set

Max Number of Values:

Length: 2

Answer List: What_Happened_2

Value:	Mnemonic:	Description:
11	Theft	Something taken without permission
12	Att. theft	Attempted or threatened to take something
13	Harass	Harassed, argument, abusive language
14	Break-in	Forcible entry or attempted forcible entry of house/apartment
15	Car	Forcible entry or attempted forcible entry of car
16	Vandalism	Damaged or destroyed property
17	Damage	Attempted or threatened to damage or destroy property
18	Specify	Other - Specify

Don't Know

Refuse

Empty

On Input

On Output

Array:

Special Instructions: This ITEM is an Editing/Coding instrument item.

Skip Instructions: HAPPEN in 11..17,DK,RF goto ONEORMOREOFFENDERS
Else goto HAPPEN_SPEC

HAPPEN_SPEC

Field

BNCVS2.RaceofOffender.HAPPEN_SPEC

Description: Write-in entry for what actually happened when only other household members were present

Form Pane Label: Actually happen Specify

SAS Name:

Tag Name: HAPPEN_SPEC

Inherited Universe: INCINDEX ge 1 and SKIPMID ne 1

Universe: HAPPEN eq 18

Universe Description:

Question Text: + Please specify what actually happened.

Type: String

Length: 35

Don't Know

Refuse

Empty

On Input

On Output

Array:

Special Instructions: This ITEM is an Editing/Coding instrument item.

Skip Instructions: ONEORMOREOFFENDERS

Field

ONEORMOREOFFENDERS

BNCVS2.RaceofOffender.ONEORMOREOFFENDERS

Description: Was there one or more than one offender

Form Pane Label: One or more offenders

SAS Name:

Tag Name: ONEORMOREOFFENDERS

Inherited Universe: INCINDEX ge 1 and SKIPMID ne 1

Universe: HHMEMBERPRESENT eq 1

Universe Description: Anytime the respondent and/or another household member are present this field should be onpath.\

Question Text: + Ask or verify:

Was the crime committed by only one or by more than one offender?

Type: Enumerated

Length: 1

Answer List: One_More_Than_One_Dk

Value:	Mnemonic:	Description:
1	One	Only one
2	More than one	More than one
3	Don't know	Don't know

- Don't Know
- Refuse
- Empty

- On Input
- On Output

Array:

Special Instructions: This ITEM is an Editing/Coding instrument item.

Skip Instructions: If ONEORMOREOFFENDERS eq 1 goto SINGOFFENDERKNEW
Elseif ONEORMOREOFFENDERS eq 2 goto HOWMANYOFFENDERS
Elseif ONEORMOREOFFENDERS eq 3,RF goto KNOWOFFENDERS

KNOWOFFENDERS

Field

BNCVS2.RaceofOffender.KNOWOFFENDERS

Description: Does the respondent know anything about the offenders

Form Pane Label: Anything about offender

SAS Name:

Tag Name: KNOWOFFENDERS TEST

Inherited Universe: INCINDEX ge 1 and SKIPMID ne 1

Universe: ONEORMOREOFFENDERS = 3, RF

Universe Description:

Question Text: ^DO_DOES_C ^YOU_NAME know anything about one of the offenders?

Fills: DO_DOES_C

Instructions: If SELFPROXY eq 2 fill DO_DOES_C with "Do"
Else fill DO_DOES_C with "Does".

Fills: YOU_NAME

Instructions: If SELFPROXY eq 2 fill YOU_NAME with "you"
Else fill YOU_NAME with ^NAME.

Type: Enumerated

Length: 1

Answer List: TYesNo

Value:	Mnemonic:	Description:
1	Yes	Yes
2	No	No

- Don't Know
- Refuse
- Empty

- On Input
- On Output

Array:

Special Instructions: NEED AN EDIT IF SELF INTERVIEW AND DONT KNOW IS ENTERED {don't know what this note refers to as no DK precode and not allowed as a blind entry. Maybe it

was originally - cds 10.04.11}

This ITEM is an Editing/Coding instrument item.

Skip Instructions: If KNOWOFFENDERS eq 1 goto SINGOFFENDERKNEW
Elseif KNOWOFFENDERS eq 2,RF goto THEFT

SINGOFFENDERKNEW

Field

BNCVS2.RaceofOffender.SINGOFFENDERKNEW

Description: Was the offender known or a stranger - single offender

Form Pane Label: Stranger or known

SAS Name:

Tag Name: SINGOFFENDERKNEW

Inherited Universe: INCINDEX ge 1 and SKIPMID ne 1

Universe: ONEORMOREOFFENDERS = 1 OR KNOWOFFENDERS = 1

Universe Description:

Question Text: Was the offender someone ^YOU_NAME knew or a stranger ^YOU_HE_SHE had never seen before?

Fills: YOU_NAME

Instructions: If SELFPROXY eq 2 fill YOU_NAME with "you"
Else fill YOU_NAME with ^NAME.

Fills: YOU_HE_SHE

Instructions: If SELFPROXY eq 2 fill YOU_HE_SHE with "you"
Elseif SELFPROXY eq 4 AND SEX eq 1 fill YOU_HE_SHE with "he"
Elseif SELFPROXY eq 4 AND SEX eq 2 fill YOU_HE_SHE with "she"
Elseif SELFPROXY eq 4 AND SEX is blank fill YOU_HE_SHE with ^NAME.

Type: Enumerated

Length: 1

Answer List: Knew_Or_Seen_Single_Offender

Value:	Mnemonic:	Description:
1	Knew or had seen before	Knew or had seen before
2	Stranger	Stranger
3	Don't know	Don't know

- Don't Know
- Refuse
- Empty

- On Input
- On Output

Array:

Special Instructions: This ITEM is an Editing/Coding instrument item.

02/28/07 unchecked the box next to "Allow Don't Know" so that it will not be a valid value because this item already has a precode for DK. A Change Request is not needed since the instrument appears to be working correctly.

Skip Instructions: If SINGOFFENDERKNEW eq 1 goto SINGOFFENDERHOWWELL
Else goto SINGOFFENDERRECOG

SINGOFFENDERRECOG

Field

BNCVS2.RaceofOffender.SINGOFFENDERRECOG

Description: Able to recognize the offender - single offender

Form Pane Label: Recognize offender

SAS Name:

Tag Name: SINGOFFENDERRECOG

Inherited Universe: INCINDEX ge 1 and SKIPMID ne 1

Universe: SINGOFFENDERKNEW eq 2, 3, RF

Universe Description:

Question Text: Would ^YOU_HE_SHE be able to recognize the offender if ^YOU_HE_SHE saw him/her?

Fills: YOU_HE_SHE

Instructions: If SELFPROXY eq 2 fill YOU_HE_SHE with "you"

Elseif SELFPROXY eq 4 AND SEX eq 1 fill YOU_HE_SHE with "he"

Elseif SELFPROXY eq 4 AND SEX eq 2 fill YOU_HE_SHE with "she"

Elseif SELFPROXY eq 4 AND SEX is blank fill YOU_HE_SHE with ^NAME.

Type: Enumerated

Length: 1

Answer List: Yes_Notsure_No

Value:	Mnemonic:	Description:
1	Yes	Yes
2	Not sure	Not sure (possibly or probably)
3	No	No

Don't Know

Refuse

Empty

On Input

On Output

Array:

Special Instructions: This ITEM is an Editing/Coding instrument item.

Skip Instructions: If SINGOFFENDERRECOG eq 1,2,DK,RF goto SINGOFFENDERSIGHT

Else goto SINGOFFENDERGENDER

SINGOFFENDERHOWWELL

Field

BNCVS2.RaceofOffender.SINGOFFENDERHOWWELL

Description: How well know the offender - single offender

Form Pane Label: How well known

SAS Name:

Tag Name: SINGOFFENDERHOWWELL

Inherited Universe: INCINDEX ge 1 and SKIPMID ne 1

Universe: SINGOFFENDERKNEW eq 1

Universe Description:

Question Text: How well did ^YOU_HE_SHE know the offender - by sight only, casual acquaintance, or well known?

Fills: YOU_HE_SHE

Instructions: If SELFPROXY eq 2 fill YOU_HE_SHE with "you"

Elseif SELFPROXY eq 4 AND SEX eq 1 fill YOU_HE_SHE with "he"

Elseif SELFPROXY eq 4 AND SEX eq 2 fill YOU_HE_SHE with "she"

Elseif SELFPROXY eq 4 AND SEX is blank fill YOU_HE_SHE with ^NAME.

Type: Enumerated

Length: 1

Answer List: How_Well_Know_Offender(s)

Value:	Mnemonic:	Description:
1	Sight	Sight only
2	Casual acquaintance	Casual acquaintance
3	Well known	Well known

- Don't Know
- Refuse
- Empty

- On Input
- On Output

Array:

Special Instructions: This ITEM is an Editing/Coding instrument item.

Skip Instructions: If SINGOFFENDERHOWWELL eq 1 goto SINGOFFENDERSIGHT

Elseif SINGOFFENDERHOWWELL eq 2,3, RF goto SINGOFFENDERRELATION

SINGOFFENDERSIGHT

Field

BNCVS2.RaceofOffender.SINGOFFENDERSIGHT

Description: Tell police where to find offender - single offender

Form Pane Label: Find offender

SAS Name:

Tag Name: SINGOFFENDERSIGHT

Inherited Universe: INCINDEX ge 1 and SKIPMID ne 1

Universe: SINGOFFENDERRECOG eq 1,2,DK,RF or SINGOFFENDERHOWWELL eq 1

Universe Description:

Question Text: Would ^YOU_NAME have been able to tell the police how they might find the offender, for instance, where he/she lived, worked, went to school, or spent time?

Fills: YOU_NAME

Instructions: If SELFPROXY eq 2 fill YOU_NAME with "you"
Else fill YOU_NAME with ^NAME.

Type: Enumerated

Length: 1

Answer List: Yes_No_Other

Value:	Mnemonic:	Description:
1	Yes	Yes
2	No	No
3	Other - Specify	Other - Specify

- Don't Know
- Refuse
- Empty

- On Input
- On Output

Array:

Special Instructions: This ITEM is an Editing/Coding instrument item.

Skip Instructions: If SINGOFFENDERSIGHT eq 1,2,RF goto SINGOFFENDERGENDER
Elseif SINGOFFENDERSIGHT eq 3 goto SINGOFFENDERSIGHT_SPEC

Field

SINGOFFENDERSIGHT_SPEC
BNCVS2.RaceofOffender.SINGOFFENDERSIGHT_SPEC

Description: Write-in entry for if respondent could tell police where to find the offender - single offender

Form Pane Label: Find offender Specify

SAS Name:

Tag Name: SINGOFFENDERSIGHT_SPEC

Inherited Universe: INCINDEX ge 1 and SKIPMID ne 1

Universe: SINGOFFENDERSIGHT = 3

Universe Description:

Question Text: + Please specify.

Type: String

Length: 35

Don't Know

Refuse

Empty

On Input

On Output

Array:

Special Instructions: This ITEM is an Editing/Coding instrument item.

Skip Instructions: SINGOFFENDERGENDER

SINGOFFENDERRELATION

Field

BNCVS2.RaceofOffender.SINGOFFENDERRELATION

Description: How well the respondent knew the offender - single offender

Form Pane Label: Relation to offender

SAS Name:

Tag Name: SINGOFFENDERRELATION

Inherited Universe: INCINDEX ge 1 and SKIPMID ne 1

Universe: SINGOFFENDERHOWWELL eq 2,3,RF

Universe Description:

Question Text: How well did ^YOU_NAME know the offender?
For example, was the offender a friend, cousin, etc.?

Fills: YOU_NAME

Instructions: If SELFPROXY eq 2 fill YOU_NAME with "you"
Else fill YOU_NAME with ^NAME.

Type: Enumerated

Length: 2

Answer List: Relationship_Single_Offender

Value:	Mnemonic:	Description:
11		<>RELATIVE:[n] Spouse at time of incident
12		Ex-spouse at time of incident
13		Parent or step-parent
14		Own child or step-child
15		Brother/sister
16	Other relative	Other relative - Specify
17		<>NONRELATIVE:[n] Boyfriend or girlfriend, ex-boyfriend or ex-girlfriend
18		Friend or ex-friend
19		Roommate, boarder
20		Schoolmate
21		Neighbor
22		Customer/client
23		Patient
24		Supervisor (current or former)
25		Employee (current or former)

26		Co-worker (current or former)
27	Teacher	Teacher/school staff
28	Other-Specify	Other nonrelative - Specify

- Don't Know
- Refuse
- Empty

- On Input
- On Output

Array:

Special Instructions: This ITEM is an Editing/Coding instrument item.

Skip Instructions: If SINGOFFENDERRELATION eq 16 goto SINGOFFENDERRELATION_SPEC_16
Elseif SINGOFFENDERRELATION eq 28 goto
SINGOFFENDERRELATION_SPEC_28
Else goto SINGOFFENDERGENDER

SINGOFFENDERRELATION_SPEC_16

Field

BNCVS2.RaceofOffender.SINGOFFENDERRELATION_SPEC_16

Description: Write-in entry for how well respondent knew the (single) offender - relative

Form Pane Label: Relative Specify

SAS Name:

Tag Name: SINGOFFENDERRELATION_SPEC_16

Inherited Universe: INCINDEX ge 1 and SKIPMID ne 1

Universe: SINGOFFENDERRELATION = 16

Universe Description:

Question Text: [+Please specify the other relative.](#)

Type: String

Length: 35

- Don't Know
- Refuse
- Empty

- On Input
- On Output

Array:

Special Instructions: This ITEM is an Editing/Coding instrument item.

Skip Instructions: SINGOFFENDERGENDER

Field

SINGOFFENDERRELATION_SPEC_28

BNCVS2.RaceofOffender.SINGOFFENDERRELATION_SPEC_28

Description: Write-in entry for how well respondent knew the (single) offender - nonrelative

Form Pane Label: Nonrelative Specify

SAS Name:

Tag Name: SINGOFFENDERRELATION_SPEC_28

Inherited Universe: INCINDEX ge 1 and SKIPMID ne 1

Universe: SINGOFFENDERRELATION = 28

Universe Description:

Question Text: [+ Please specify the other nonrelative.](#)

Type: String

Length: 35

- Don't Know
- Refuse
- Empty

- On Input
- On Output

Array:

Special Instructions: This ITEM is an Editing/Coding instrument item.

Skip Instructions: SINGOFFENDERGENDER

SINGOFFENDERGENDER

Field

BNCVS2.RaceofOffender.SINGOFFENDERGENDER

Description: Offender gender - single offender

Form Pane Label: Offender gender

SAS Name:

Tag Name: SINGOFFENDERGENDER

Inherited Universe: INCINDEX ge 1 and SKIPMID ne 1

Universe: ONEORMOREOFFENDERS = 1 OR KNOWOFFENDERS = 1

Universe Description:

Question Text: Was the offender male or female?

Type: Enumerated

Length: 1

Answer List: Sex_Single_Offender

Value:	Mnemonic:	Description:
1	Male	Male
2	Female	Female
3	Don't know	Don't know

- Don't Know
- Refuse
- Empty

- On Input
- On Output

Array:

Special Instructions: This ITEM is an Editing/Coding instrument item.

Skip Instructions: SINGOFFENDERAGE

Field

SINGOFFENDERAGE
BNCVS2.RaceofOffender.SINGOFFENDERAGE

Description: Offender age - single offender

Form Pane Label: Offender age

SAS Name:

Tag Name: SINGOFFENDERAGE

Inherited Universe: INCINDEX ge 1 and SKIPMID ne 1

Universe: ONEORMOREOFFENDERS = 1 OR KNOWOFFENDERS = 1

Universe Description:

Question Text: How old would ^YOU_NAME say the offender was?

Fills: YOU_NAME

Instructions: If SELFPROXY eq 2 fill YOU_NAME with "you"
Else fill YOU_NAME with ^NAME.

Type: Enumerated

Length: 1

Answer List: Age_Offender(s)

Value:	Mnemonic:	Description:
1	Under 12	Under 12
2	12-14	12-14
3	15-17	15-17
4	18-20	18-20
5	21-29	21-29
6	30 or older	30 or older
7	Don't know	Don't know

- Don't Know
- Refuse
- Empty

- On Input
- On Output

Array:

Special Instructions: This ITEM is an Editing/Coding instrument item.

Skip Instructions: SINGOFFETHNICITY

Field

SINGOFFETHNICITY
BNCVS2.RaceofOffender.SINGOFFETHNICITY

Description: Hispanic Origin - single offender

Form Pane Label: SINGOFFETHNICITY

SAS Name:

Tag Name: Offender ethnicity

Inherited Universe: INCINDEX ge 1 and SKIPMID ne 1

Universe: ONEORMOREOFFENDERS = 1 OR KNOWOFFENDERS = 1

Universe Description: Ask if the respondent states they know something about the offender's race.

Question Text: Was the offender Hispanic or Latino?

Type: Enumerated

Length: 1

Answer List: TYes_No_Dk

Value:	Mnemonic:	Description:
1		Yes
2		No
3		Don't know

- Don't Know
- Refuse
- Empty

- On Input
- On Output

Array:

Special Instructions: This ITEM is an Editing/Coding instrument item.

Skip Instructions: SINGOFFRACE

SINGOFFRACE

Field

BNCVS2.RaceofOffender.SINGOFFRACE

Description: Offender race - single offender

Form Pane Label: SINGOFFRACE

SAS Name:

Tag Name: Single offender race

Inherited Universe: INCINDEX ge 1 and SKIPMID ne 1

Universe: ONEORMOREOFFENDERS eq 1 or KNOWOFFENDERS eq 1

Universe Description:

Question Text: What race or races was the offender? You may select more than one. Was the offender ...

✦ Mark all that apply.

Type: Set

Max Number of Values: 6

Length: 1

Answer List: Offender_race_OMB

Value:	Mnemonic:	Description:
1		[bold]White?[n]
2		[bold]Black or African American?[n]
3		[bold]American Indian or Alaska Native?[n]
4		[bold]Asian?[n]
5		[bold]Native Hawaiian or Other Pacific Islander?[n]
6		Don't know

- Don't Know
- Refuse
- Empty

- On Input
- On Output

Store Instructions: If SINGOFFRACE2 is filled store 1 in MULTIPLERACES
Else store blank in MULTIPLERACES

Array:

Special Instructions: This ITEM is an Editing/Coding instrument item.

Skip Instructions: SINGOFFENDERGANG

SINGOFFENDERGANG

Field

BNCVS2.RaceofOffender.SINGOFFENDERGANG

Description: Offender in a gang - single offender

Form Pane Label: Gang member

SAS Name:

Tag Name: SINGOFFENDERGANG

Inherited Universe: INCINDEX ge 1 and SKIPMID ne 1

Universe: ONEORMOREOFFENDERS = 1 OR KNOWOFFENDERS = 1

Universe Description:

Question Text: Was the offender a member of a street gang, or ^DONT_DOESNT ^YOU_NAME know?

Fills: DONT_DOESNT

Instructions: If SELFPROXY eq 2 fill DONT_DOESNT with "don't"
Else fill DONT_DOESNT with "doesn't".

Fills: YOU_NAME

Instructions: If SELFPROXY eq 2 fill YOU_NAME with "you"
Else fill YOU_NAME with ^NAME.

Type: Enumerated

Length: 1

Answer List: Yes_No_Dk_Street_Gang

Value:	Mnemonic:	Description:
1	Yes	Yes (a member of a street gang)
2	No	No (not a member of a street gang)
3	Don't know	Don't know (if a member of a street gang)

- Don't Know
- Refuse
- Empty

- On Input
- On Output

Array:

Special Instructions: This ITEM is an Editing/Coding instrument item.

Skip Instructions: SINGOFFENDERDRINKDRUG

SINGOFFENDERDRINKDRUG

Field

BNCVS2.RaceofOffender.SINGOFFENDERDRINKDRUG

Description: Offender drinking or on drugs - single offender

Form Pane Label: Drinking or drugs

SAS Name:

Tag Name: SINGOFFENDERDRINKDRUG

Inherited Universe: INCINDEX ge 1 and SKIPMID ne 1

Universe: ONEORMOREOFFENDERS = 1 OR KNOWOFFENDERS = 1

Universe Description:

Question Text: Was the offender drinking or on drugs, or ^DONT_DOESNT ^YOU_NAME know?

Fills: DONT_DOESNT

Instructions: If SELFPROXY eq 2 fill DONT_DOESNT with "don't"
Else fill DONT_DOESNT with "doesn't".

Fills: YOU_NAME

Instructions: If SELFPROXY eq 2 fill YOU_NAME with "you"
Else fill YOU_NAME with ^NAME.

Type: Enumerated

Length: 1

Answer List: Yes_No_Drink_Or_Drugs

Value:	Mnemonic:	Description:
1	Yes	Yes (drinking or on drugs)
2	No	No (not drinking/not on drugs)
3	Don't know	Don't know (if drinking or on drugs)

- Don't Know
- Refuse
- Empty

- On Input
- On Output

Array:

Special Instructions: This ITEM is an Editing/Coding instrument item.

Skip Instructions: If SINGOFFENDERDRINKDRUG eq 1 goto SINGOFFENDERDRINKORDRUG
Elseif SINGOFFENDERDRINKDRUG eq 2,3,RF goto SINGOFFENDERONLYTIME

SINGOFFENDERDRINKORDRUG

Field

BNCVS2.RaceofOffender.SINGOFFENDERDRINKORDRUG

Description: What was the offender under the influence of - single offender

Form Pane Label: Under the influence

SAS Name:

Tag Name: SINGOFFENDERDRINKORDRUG

Inherited Universe: INCINDEX ge 1 and SKIPMID ne 1

Universe: SINGOFFENDERDRINKORDRUG = 1

Universe Description:

Question Text: Which was it? (Drinking or on drugs?)

Type: Enumerated

Length: 1

Answer List: Drink_Or_Drugs

Value:	Mnemonic:	Description:
1	Drinking	Drinking
2	On drugs	On drugs
3	Both	Both (drinking and on drugs)
4	Drinking or on drugs	Drinking or on drugs could not tell which

- Don't Know
- Refuse
- Empty

- On Input
- On Output

Array:

Special Instructions: This ITEM is an Editing/Coding instrument item.

Skip Instructions: SINGOFFENDERONLYTIME

Field

SINGOFFENDERONLYTIME

BNCVS2.RaceofOffender.SINGOFFENDERONLYTIME

Description: Only time offender committed a crime against the household - single offender

Form Pane Label: Only time this offender

SAS Name:

Tag Name: SINGOFFENDERONLYTIME

Inherited Universe: INCINDEX ge 1 and SKIPMID ne 1

Universe: ONEORMOREOFFENDERS = 1 OR KNOWOFFENDERS = 1

Universe Description:

Question Text: Was this the only time this offender committed a crime or made threats against
^YOU_NAME or ^YOUR_HIS_HER^NAMES household?

Fills: YOU_NAME

Instructions: If SELFPROXY eq 2 fill YOU_NAME with "you"
Else fill YOU_NAME with ^NAME.

Fills: YOUR_HIS_HER

Instructions: If SELFPROXY eq 2 fill YOUR_HIS_HER with "your"
Elseif SELFPROXY eq 4 AND SEX eq 1 fill YOUR_HIS_HER with "his"
Elseif SELFPROXY eq 4 AND SEX eq 2 fill YOUR_HIS_HER with "her"
Elseif SELFPROXY eq 4 AND SEX ne 1 or 2 fill YOUR_HIS_HER with ^NAME.
(fill with the first and last name of L_NO collecting demographic information
for)

Fills: NAMES

Instructions: If SELFPROXY eq 4 AND SEX is blank fill NAMES with ""s"
Else leave NAMES blank.

Type: Enumerated

Length: 1

Answer List: Yes_No_Dk_Times

Value:	Mnemonic:	Description:
1	Yes	Yes (only time)
2	No	No (there were other times)
3	Don't know	Don't know

- Don't Know
- Refuse
- Empty

- On Input
- On Output

Array:

Special Instructions: This ITEM is an Editing/Coding instrument item.

Skip Instructions: THEFT

Field

HOWMANYOFFENDERS

BNCVS2.RaceofOffender.HOWMANYOFFENDERS

Description: How many offenders were there

Form Pane Label: Number of offenders

SAS Name:

Tag Name: HOWMANYOFFENDERS

Inherited Universe: INCINDEX ge 1 and SKIPMID ne 1

Universe: ONEORMOREOFFENDERS eq 2

Universe Description:

Question Text: How many offenders?

✦ Enter a number between 2-96.

Type: Integer

Length: 2

Min: 2

Max: 97

Don't Know

Refuse

Empty

On Input

On Output

Array:

Special Instructions: This ITEM is an Editing/Coding instrument item.

Skip Instructions: MULTOFFENDERKNEW

MULTOFFENDERKNEW

Field

BNCVS2.RaceofOffender.MULTOFFENDERKNEW

Description: Were the offenders known or strangers - multiple offenders

Form Pane Label: Stranger or known

SAS Name:

Tag Name: MULTOFFENDERKNEW

Inherited Universe: INCINDEX ge 1 and SKIPMID ne 1

Universe: ONEORMOREOFFENDERS eq 2

Universe Description:

Question Text: Were any of the offenders known to ^YOU_NAME, or were they all strangers
^YOU_HE_SHE had never seen before?

Fills: YOU_NAME

Instructions: If SELFPROXY eq 2 fill YOU_NAME with "you"
Else fill YOU_NAME with ^NAME.

Fills: YOU_HE_SHE

Instructions: If SELFPROXY eq 2 fill YOU_HE_SHE with "you"
Elseif SELFPROXY eq 4 AND SEX eq 1 fill YOU_HE_SHE with "he"
Elseif SELFPROXY eq 4 AND SEX eq 2 fill YOU_HE_SHE with "she"
Elseif SELFPROXY eq 4 AND SEX is blank fill YOU_HE_SHE with ^NAME.

Type: Enumerated

Length: 1

Answer List: Knew_Or_Seen_Multiple_Offender

Value:	Mnemonic:	Description:
1	All known	All known
2	Some known	Some known
3	All strangers	All strangers
4	Don't know	Don't know

- Don't Know
- Refuse
- Empty

On Input

On Output

Array:

Special Instructions: This ITEM is an Editing/Coding instrument item.

Skip Instructions: If MULTOFFENDERKNEW eq 1,2,RF goto MULTOFFENDERHOWWELL
Else goto MULTOFFENDERRECOG

MULTOFFENDERRECOG

Field

BNCVS2.RaceofOffender.MULTOFFENDERRECOG

Description: Able to recognize the offenders - multiple offenders

Form Pane Label: Recognize offenders

SAS Name:

Tag Name: MULTOFFENDERRECOG

Inherited Universe: INCINDEX ge 1 and SKIPMID ne 1

Universe: MULTOFFENDERKNEW eq 3,4

Universe Description:

Question Text: Would ^YOU_HE_SHE be able to recognize any of them if ^YOU_HE_SHE saw them?

Fills: YOU_HE_SHE

Instructions: If SELFPROXY eq 2 fill YOU_HE_SHE with "you"

Elseif SELFPROXY eq 4 AND SEX eq 1 fill YOU_HE_SHE with "he"

Elseif SELFPROXY eq 4 AND SEX eq 2 fill YOU_HE_SHE with "she"

Elseif SELFPROXY eq 4 AND SEX is blank fill YOU_HE_SHE with ^NAME.

Type: Enumerated

Length: 1

Answer List: Yes_Notsure_No

Value:	Mnemonic:	Description:
1	Yes	Yes
2	Not sure	Not sure (possibly or probably)
3	No	No

- Don't Know
 Refuse
 Empty

- On Input
 On Output

Array:

Special Instructions: This ITEM is an Editing/Coding instrument item.

Skip Instructions: If MULTOFFENDERRECOG eq 1,2,RF goto MULTOFFENDERSIGHT

Else goto MULTOFFENDERGENDER

MULTOFFENDERHOWWELL

Field

BNCVS2.RaceofOffender.MULTOFFENDERHOWWELL

Description: How well know the offenders - multiple offenders

Form Pane Label: How well known

SAS Name:

Tag Name: MULTOFFENDERHOWWELL

Inherited Universe: INCINDEX ge 1 and SKIPMID ne 1

Universe: MULTOFFENDERKNEW eq 1,2,RF

Universe Description:

Question Text: How well did ^YOU_HE_SHE know the offender(s) - by sight only, casual acquaintance, or well known?

✦ **Probe:** (Anything else?)

✦ Enter all that apply, separate with commas.

Fills: YOU_HE_SHE

Instructions: If SELFPROXY eq 2 fill YOU_HE_SHE with "you"

Elseif SELFPROXY eq 4 AND SEX eq 1 fill YOU_HE_SHE with "he"

Elseif SELFPROXY eq 4 AND SEX eq 2 fill YOU_HE_SHE with "she"

Elseif SELFPROXY eq 4 AND SEX is blank fill YOU_HE_SHE with ^NAME.

Type: Set

Max Number of Values:

Length: 1

Answer List: How_Well_Know_Offender(s)

Value:	Mnemonic:	Description:
1	Sight	Sight only
2	Casual acquaintance	Casual acquaintance
3	Well known	Well known

- Don't Know
- Refuse
- Empty

- On Input
- On Output

Array:

Special Instructions: This ITEM is an Editing/Coding instrument item.

Skip Instructions: If MULTOFFENDERHOWWELL eq 2,3 goto MULTOFFENDERRELATION
Else goto MULTOFFENDERSIGHT

MULTOFFENDERSIGHT

Field

BNCVS2.RaceofOffender.MULTOFFENDERSIGHT

Description: Tell police where to find offenders - multiple offenders

Form Pane Label: Find offenders

SAS Name:

Tag Name: MULTOFFENDERSIGHT

Inherited Universe: INCINDEX ge 1 and SKIPMID ne 1

Universe: MULTOFFENDERHOWWELL eq 1,DK,RF or MULTOFFENDERRECOG eq 1,2,RF

Universe Description:

Question Text: Would ^YOU_NAME have been able to tell the police how they might find any of them, for instance, where they lived, worked, went to school, or spent time?

Fills: YOU_NAME

Instructions: If SELFPROXY eq 2 fill YOU_NAME with "you"
Else fill YOU_NAME with ^NAME.

Type: Enumerated

Length: 1

Answer List: Yes_No_Other

Value:	Mnemonic:	Description:
1	Yes	Yes
2	No	No
3	Other - Specify	Other - Specify

- Don't Know
 Refuse
 Empty

- On Input
 On Output

Array:

Special Instructions: This ITEM is an Editing/Coding instrument item.

Skip Instructions: If MULTOFFENDERSIGHT eq 3 goto MULTOFFENDERSIGHT_SPEC
Else goto MULTOFFENDERGENDER

Field

MULTOFFENDERSIGHT_SPEC
BNCVS2.RaceofOffender.MULTOFFENDERSIGHT_SPEC

Description: Write-in entry for if respondent could tell police where to find the offenders - multiple offenders

Form Pane Label: Find offenders Specify

SAS Name:

Tag Name: MULTOFFENDERSIGHT_SPEC

Inherited Universe: INCINDEX ge 1 and SKIPMID ne 1

Universe: MULTOFFENDERSIGHT eq 3

Universe Description:

Question Text: + Please specify.

Type: String

Length: 35

- Don't Know
- Refuse
- Empty

- On Input
- On Output

Array:

Special Instructions: This ITEM is an Editing/Coding instrument item.

Skip Instructions: MULTOFFENDERGENDER

MULTOFFENDERRELATION

Field

BNCVS2.RaceofOffender.MULTOFFENDERRELATION

Description: How well the respondent knew the offenders - multiple offenders

Form Pane Label: Relation to offenders

SAS Name:

Tag Name: MULTOFFENDERRELATION

Inherited Universe: INCINDEX ge 1 and SKIPMID ne 1

Universe: MULTOFFENDERHOWWELL eq 2,3

Universe Description:

Question Text: How did ^YOU_NAME know them? For example, were they friends, cousins, etc.?

✦ **Probe:** (Anything else?)

✦ Enter all that apply, separate with commas.

Fills: YOU_NAME

Instructions: If SELFPROXY eq 2 fill YOU_NAME with "you"

Else fill YOU_NAME with ^NAME.

Type: Set

Max Number of Values:

Length: 2

Answer List: Relationship_Multiple_Offenders

Value:	Mnemonic:	Description:
11		<>RELATIVE:[n] Spouse at time of incident
12		Ex-spouse at time of incident
13		Parent or step-parent
14		Own child or step-child
15		Brother/sister
16		Other relative - Specify
17		<>NONRELATIVE:[n] Boyfriend or girlfriend, ex-boyfriend or ex-girlfriend
18		Friend or ex-friend
19		Roommate, boarder
20		Schoolmate
21		Neighbor

22		Customer/client
23		Patient
24		Supervisor (current or former)
25		Employee (current or former)
26		Co-worker (current or former)
27	Teacher	Teacher/school staff
28	Other-specify	Other nonrelative - Specify

- Don't Know
- Refuse
- Empty

- On Input
- On Output

Array:

Special Instructions: This ITEM is an Editing/Coding instrument item.

Skip Instructions: If MULTOFFENDERRELATION eq 16 goto MULTOFFENDERRELATION_SPEC_16
Elseif MULTOFFENDERRELATION eq 28 goto
MULTOFFENDERRELATION_SPEC_28
Else goto MULTOFFENDERGENDER

MULTOFFENDERRELATION_SPEC_16
BNCVS2.RaceofOffender.MULTOFFENDERRELATION_SPEC_16

Field

Description: Write-in entry for how well respondent knew the (multiple) offenders - relative

Form Pane Label: Relative Specify

SAS Name:

Tag Name: MULTOFFENDERRELATION_SPEC_16

Inherited Universe: INCINDEX ge 1 and SKIPMID ne 1

Universe: MULTOFFENDERRELATION eq 16

Universe Description:

Question Text: [+ Please specify the other relative.](#)

Type: String

Length: 35

- Don't Know
- Refuse
- Empty

- On Input
- On Output

Array:

Special Instructions: This ITEM is an Editing/Coding instrument item.

Skip Instructions: MULTOFFENDERGENDER

Field

MULTOFFENDERRELATION_SPEC_28

BNCVS2.RaceofOffender.MULTOFFENDERRELATION_SPEC_28

Description: Write-in entry for how well respondent knew the (multiple) offenders - nonrelative

Form Pane Label: Nonrelative Specify

SAS Name:

Tag Name: MULTOFFENDERRELATION_SPEC_28

Inherited Universe: INCINDEX ge 1 and SKIPMID ne 1

Universe: MULTOFFENDERRELATION eq 28

Universe Description:

Question Text: [+ Please specify the other nonrelative.](#)

Type: String

Length: 35

- Don't Know
- Refuse
- Empty

- On Input
- On Output

Array:

Special Instructions: This ITEM is an Editing/Coding instrument item.

Skip Instructions: MULTOFFENDERGENDER

MULTOFFENDERGENDER

Field

BNCVS2.RaceofOffender.MULTOFFENDERGENDER

Description: Offenders sex - multiple offenders

Form Pane Label: Offenders sex

SAS Name:

Tag Name: MULTOFFENDERGENDER

Inherited Universe: INCINDEX ge 1 and SKIPMID ne 1

Universe: ONEORMOREOFFENDERS eq 2

Universe Description:

Question Text: Were they male or female?

Type: Enumerated

Length: 1

Answer List: Sex_Multiple_Offender

Value:	Mnemonic:	Description:
1	All male	All male
2	All female	All female
3	Don't know sex	Don't know sex of any offenders
4	Both male and female	Both male and female

- Don't Know
 Refuse
 Empty

- On Input
 On Output

Array:

Special Instructions: This ITEM is an Editing/Coding instrument item.

Skip Instructions: If MULTOFFENDERGENDER eq 4 and HOWMANYOFFENDERS ne 2 goto
MULTOFFENDERMOSTGENDER
Else goto MULTOFFENDERYOUNG

Field

MULTOFFENDERMOSTGENDER

BNCVS2.RaceofOffender.MULTOFFENDERMOSTGENDER

Description: Gender of most of the offenders - multiple offenders

Form Pane Label: Mostly male or female

SAS Name:

Tag Name: MULTOFFENDERMOSTGENDER

Inherited Universe: INCINDEX ge 1 and SKIPMID ne 1

Universe: MULTOFFENDERGENDER eq 4 and HOWMANYOFFENDERS ne 2

Universe Description:

Question Text: Were they mostly male or mostly female?

Type: Enumerated

Length: 1

Answer List: Sex_Mostly_Multiple_Offenders

Value:	Mnemonic:	Description:
1	Mostly male	Mostly male
2	Mostly female	Mostly female
3	Evenly divided	Evenly divided
4	Don't know	Don't know

- Don't Know
- Refuse
- Empty

- On Input
- On Output

Array:

Special Instructions: This ITEM is an Editing/Coding instrument item.

Skip Instructions: MULTOFFENDERYOUNG

MULTOFFENDERYOUNG

Field

BNCVS2.RaceofOffender.MULTOFFENDERYOUNG

Description: Age of the youngest offender - multiple offenders

Form Pane Label: Youngest offender

SAS Name:

Tag Name: MULTOFFENDERYOUNG

Inherited Universe: INCINDEX ge 1 and SKIPMID ne 1

Universe: ONEORMOREOFFENDERS eq 2

Universe Description:

Question Text: How old would ^YOU_NAME say the youngest was?

Fills: YOU_NAME

Instructions: If SELFPROXY eq 2 fill YOU_NAME with "you"

Else fill YOU_NAME with ^NAME.

Type: Enumerated

Length: 1

Answer List: Age_Offender(s)

Value:	Mnemonic:	Description:
1	Under 12	Under 12
2	12-14	12-14
3	15-17	15-17
4	18-20	18-20
5	21-29	21-29
6	30 or older	30 or older
7	Don't know	Don't know

- Don't Know
- Refuse
- Empty

- On Input
- On Output

Array:

Special Instructions: This ITEM is an Editing/Coding instrument item.

Skip Instructions: MULTOFFENDEROLD

MULTOFFENDEROLD

Field

BNCVS2.RaceofOffender.MULTOFFENDEROLD

Description: Age of the oldest offender - multiple offenders

Form Pane Label: Oldest offender

SAS Name:

Tag Name: MULTOFFENDEROLD

Inherited Universe: INCINDEX ge 1 and SKIPMID ne 1

Universe: ONEORMOREOFFENDERS eq 2

Universe Description:

Question Text: How old would ^YOU_NAME say the oldest was?

Fills: YOU_NAME

Instructions: If SELFPROXY eq 2 fill YOU_NAME with "you"
Else fill YOU_NAME with ^NAME.

Type: Enumerated

Length: 1

Answer List: Age_Offender(s)

Value:	Mnemonic:	Description:
1	Under 12	Under 12
2	12-14	12-14
3	15-17	15-17
4	18-20	18-20
5	21-29	21-29
6	30 or older	30 or older
7	Don't know	Don't know

- Don't Know
 Refuse
 Empty

- On Input
 On Output

Array:

Special Instructions: This ITEM is an Editing/Coding instrument item.

Skip Instructions: MULTOFFETHNICITY

MULTOFFETHNICITY

Field

BNCVS2.RaceofOffender.MULTOFFETHNICITY

Description: Hispanic Origin - multiple offenders

Form Pane Label: MULTOFFETHNICITY

SAS Name:

Tag Name: Multiple offender ethnicity

Inherited Universe: INCINDEX ge 1 and SKIPMID ne 1

Universe: ONEORMOREOFFENDERS eq 2

Universe Description:

Question Text: Were any of the offenders Hispanic or Latino?

Type: Enumerated

Length: 1

Answer List: TYes_No_Dk

Value:	Mnemonic:	Description:
1		Yes
2		No
3		Don't know

- Don't Know
- Refuse
- Empty

- On Input
- On Output

Array:

Skip Instructions: If MULTOFFETHNICITY eq 1 goto MULTOFFETHNICITYMOST
Else goto MULTOFFENDERRACE

Field

MULTOFFENDERMOSTETHNICITY

BNCVS2.RaceofOffender.MULTOFFENDERMOSTETHNICITY

Description: Hispanic Origin of most of the offenders - multiple offenders

Form Pane Label: Mostly Hispanic

SAS Name:

Tag Name: MULTOFFENDERMOSTETHNICITY

Inherited Universe: INCINDEX ge 1 and SKIPMID ne 1

Universe: MULTOFFETHNICITY eq 1

Universe Description: At least one of the offenders was Hispanic or Latino

Question Text: Were the offenders mostly Hispanic, mostly non-Hispanic, or an equal number of Hispanic and non-Hispanic?

Type: Enumerated

Length: 1

Answer List: Ethnicity_Mostly_Multiple_Offenders

Value:	Mnemonic:	Description:
1	Mostly Hispanic	Mostly Hispanic or Latino
2	Mostly non-Hispanic	Mostly non-Hispanic
3	Evenly divided	Equal number of Hispanic and non-Hispanic
4	Don't know	Don't know

- Don't Know
 Refuse
 Empty

- On Input
 On Output

Array:

Special Instructions: This ITEM is an Editing/Coding instrument item.

Question text may be reworded to fit the question/answer list better.

Skip Instructions: MULTOFFENDERRACE

MULTOFFENDERRACE

Field

BNCVS2.RaceofOffender.MULTOFFENDERRACE

Description: Offender race - multiple offenders

Form Pane Label: MULTOFFENDERRACE

SAS Name:

Tag Name: Race of offenders

Inherited Universe: INCINDEX ge 1 and SKIPMID ne 1

Universe: ONEORMOREOFFENDERS eq 2

Universe Description:

Question Text: What race or races were the offenders? Were they...

✦ [Mark all that apply](#)

Type: Set

Max Number of Values: 6

Length: 1

Answer List: Offender_race_OMB

Value:	Mnemonic:	Description:
1		[bold]White?[n]
2		[bold]Black or African American?[n]
3		[bold]American Indian or Alaska Native?[n]
4		[bold]Asian?[n]
5		[bold]Native Hawaiian or Other Pacific Islander?[n]
6		Don't know

- Don't Know
 Refuse
 Empty

- On Input
 On Output

Store Instructions: If MULTOFFENDERRACE2 is filled store 1 in MULTIPLERACES
Else store blank in MULTIPLERACES

Array:

Skip Instructions: If more than one race is entered in MULTOFFENDERRACE goto
MULTOFFENDERRACEMOST

Else goto MULTOFFENDERGANG

MULTOFFENDERRACEMOST

Field

BNCVS2.RaceofOffender.MULTOFFENDERRACEMOST

Description: What race were most of the offenders - multiple offenders

Form Pane Label: MULTOFFENDERRACEMOST

SAS Name:

Tag Name: Race of most offenders

Inherited Universe: INCINDEX ge 1 and SKIPMID ne 1

Universe: More than one race is entered in MULTOFFENDERRACE \

\

MULTIPLERACES eq 1 [this statement is part of a store instruction in the specs for MULTOFFENDERRACE, so not sure if that could be used for the universe here. One issue is that that variable is also set during the single offender path and if FR backs up and changes an answer that could make this on path erroneously. But that may be so infrequent that we could deal with it happening]

Universe Description: More than one race marked in MULTOFFENDERRACE

Question Text: What race were most of the offenders?

Type: Enumerated

Length: 1

Answer List: Multiple_offender_race_most_OMB

Value:	Mnemonic:	Description:
1		[bold]Mostly White[n]
2		[bold]Mostly Black or African American[n]
3		[bold]Mostly American Indian or Alaska Native[n]
4		[bold]Mostly Asian[n]
5		[bold]Mostly Native Hawaiian or Other Pacific Islander[n]
6		[bold]Equal number of each race[n]
7		Don't know

- Don't Know
 Refuse
 Empty

- On Input
 On Output

Array:

Skip Instructions: MULTOFFENDERGANG

MULTOFFENDERGANG

Field

BNCVS2.RaceofOffender.MULTOFFENDERGANG

Description: Offenders in a gang - multiple offenders

Form Pane Label: Gang member

SAS Name:

Tag Name: MULTOFFENDERGANG

Inherited Universe: INCINDEX ge 1 and SKIPMID ne 1

Universe: ONEORMOREOFFENDERS eq 2

Universe Description:

Question Text: Were any of the offenders a member of a street gang, or ^DONT_DOESNT
^YOU_NAME know?

Fills: DONT_DOESNT

Instructions: If SELFPROXY eq 2 fill DONT_DOESNT with "don't"
Else fill DONT_DOESNT with "doesn't".

Fills: YOU_NAME

Instructions: If SELFPROXY eq 2 fill YOU_NAME with "you"
Else fill YOU_NAME with ^NAME.

Type: Enumerated

Length: 1

Answer List: Yes_No_Dk_Street_Gang

Value:	Mnemonic:	Description:
1	Yes	Yes (a member of a street gang)
2	No	No (not a member of a street gang)
3	Don't know	Don't know (if a member of a street gang)

- Don't Know
- Refuse
- Empty

- On Input
- On Output

Array:

Special Instructions: This ITEM is an Editing/Coding instrument item.

Skip Instructions: MULTOFFENDERDRINKDRUG

MULTOFFENDERDRINKDRUG

Field

BNCVS2.RaceofOffender.MULTOFFENDERDRINKDRUG

Description: Offenders drinking or on drugs - multiple offenders

Form Pane Label: Drinking or drugs

SAS Name:

Tag Name: MULTOFFENDERDRINKDRUG

Inherited Universe: INCINDEX ge 1 and SKIPMID ne 1

Universe: ONEORMOREOFFENDERS eq 2

Universe Description:

Question Text: Were any of the offenders drinking or on drugs, or ^DONT_DOESNT
^YOU_NAME know?

Fills: DONT_DOESNT

Instructions: If SELFPROXY eq 2 fill DONT_DOESNT with "don't"
Else fill DONT_DOESNT with "doesn't".

Fills: YOU_NAME

Instructions: If SELFPROXY eq 2 fill YOU_NAME with "you"
Else fill YOU_NAME with ^NAME.

Type: Enumerated

Length: 1

Answer List: Yes_No_Dk_Drink_Or_Drugs

Value:	Mnemonic:	Description:
1	Yes	Yes (drinking or on drugs)
2	No	No (not drinking/not on drugs)
3	Don't know	Don't know (if drinking or on drugs)

- Don't Know
- Refuse
- Empty

- On Input
- On Output

Array:

Special Instructions: This ITEM is an Editing/Coding instrument item.

Skip Instructions: If MULTOFFENDERDRINKDRUG eq 1 goto MULTOFFENDERDRINKORDRUG
Else goto MULTOFFENDERONLYTIME

MULTOFFENDERDRINKORDRUG

Field

BNCVS2.RaceofOffender.MULTOFFENDERDRINKORDRUG

Description: What were the offenders under the influence of - multiple offenders

Form Pane Label: Under the influence

SAS Name:

Tag Name: MULTOFFENDERDRINKORDRUG

Inherited Universe: INCINDEX ge 1 and SKIPMID ne 1

Universe: MULTOFFENDERDRINKORDRUG eq 1

Universe Description:

Question Text: Which was it? (Drinking or on drugs?)

Type: Enumerated

Length: 1

Answer List: Drink_Or_Drugs

Value:	Mnemonic:	Description:
1	Drinking	Drinking
2	On drugs	On drugs
3	Both	Both (drinking and on drugs)
4	Drinking or on drug	Drinking or on drugs could not tell which

- Don't Know
- Refuse
- Empty

- On Input
- On Output

Array:

Special Instructions: This ITEM is an Editing/Coding instrument item.

Skip Instructions: MULTOFFENDERONLYTIME

Field

MULTOFFENDERONLYTIME

BNCVS2.RaceofOffender.MULTOFFENDERONLYTIME

Description: Only time offenders committed a crime against the household - multiple offenders

Form Pane Label: Only time these offenders

SAS Name:

Tag Name: MULTOFFENDERONLYTIME

Inherited Universe: INCINDEX ge 1 and SKIPMID ne 1

Universe: ONEORMOREOFFENDERS eq 2

Universe Description:

Question Text: Was this the only time any of these offenders committed a crime against
^YOU_NAME or ^YOUR_HIS_HER^NAMES household or made threats against
^YOU_NAME or ^YOUR_HIS_HER^NAMES household?

Fills: YOU_NAME

Instructions: If SELFPROXY eq 2 fill YOU_NAME with "you"
Else fill YOU_NAME with ^NAME.

Fills: YOUR_HIS_HER

Instructions: If SELFPROXY eq 2 fill YOUR_HIS_HER with "your"
Elseif SELFPROXY eq 4 AND SEX eq 1 fill YOUR_HIS_HER with "his"
Elseif SELFPROXY eq 4 AND SEX eq 2 fill YOUR_HIS_HER with "her"
Elseif SELFPROXY eq 4 AND SEX ne 1 or 2 fill YOUR_HIS_HER with ^NAME.
(fill with the first and last name of L_NO collecting demographic information
for)

Fills: NAMES

Instructions: If SELFPROXY eq 4 AND SEX is blank fill NAMES with "'s"
Else leave NAMES blank.

Type: Enumerated

Length: 1

Answer List: Yes_No_Dk_Times

Value:	Mnemonic:	Description:
1	Yes	Yes (only time)
2	No	No (there were other times)

3	Don't know	Don't know
---	------------	------------

- Don't Know
- Refuse
- Empty

- On Input
- On Output

Array:

Special Instructions: This ITEM is an Editing/Coding instrument item.

Skip Instructions: THEFT

Field

NCVS2SECROFOFFINTID
BNCVS2.RaceofOffender.NCVS2SECROFOFFINTID

Description: ID of the FR who completed the NCVS 2, Race of Offender block

Form Pane Label:

SAS Name:

Tag Name: NCVS2SECROFOFFINTID

Inherited Universe: INCINDEX ge 1 and SKIPMID ne 1

Universe:

Universe Description:

Question Text:

Type: Classification

Length: 3

- Don't Know
- Refuse
- Empty

- On Input
- On Output

Store Instructions: If ((KNOWOFFENDERS eq 2,RF or SINGOFFENDERONLYTIME eq 1-3,RF or MULTOFFENDERONLYTIME eq 1-3,RF) AND NCVS2SECROFOFFINTID is empty)
store INTID in NCVS2SECROFOFFINTID and
store USERID in NCVS2SECROFOFFJBID

Array:

NCVS2SECROFOFFJBID

Field

BNCVS2.RaceofOffender.NCVS2SECROFOFFJBID

Description: James Bond ID of the FR who completed the NCVS 2, Race of Offender block

Form Pane Label:

SAS Name:

Tag Name: NCVS2SECROFOFFJBID

Inherited Universe: INCINDEX ge 1 and SKIPMID ne 1

Universe:

Universe Description:

Question Text:

Type: Classification

Length: 8

- Don't Know
- Refuse
- Empty

- On Input
- On Output

Store Instructions: If ((KNOWOFFENDERS eq 2,RF or SINGOFFENDERONLYTIME eq 1-3,RF or MULTOFFENDERONLYTIME eq 1-3,RF) AND NCVS2SECROFOFFJBID is empty) store USERID in NCVS2SECROFOFFJBID

Array:

Block

THEFT_MV
BNCVS2.THEFT_MV

Description: Att/Comp Theft, MV Theft

Tab Name: Att/Comp Theft, MV Theft

Fly Over Name:

Universe Type: If

Inherited Universe: INCINDEX ge 1 and SKIPMID ne 1

Universe:

Universe Description:

Array:

Block Instructions:

THEFT

Field

BNCVS2.THEFT_MV.THEFT

Description: Was someting stolen

Form Pane Label: Theft

SAS Name:

Tag Name: THEFT

Inherited Universe: INCINDEX ge 1 and SKIPMID ne 1

Universe: HHMEMBERPRESENT

Universe Description:

Help Screen: H_THEFT_ENG

Question Text:

✦ [Ask or verify:](#)

**Was something stolen or taken without permission that belonged to
^YOU_NAME or others in the household?**

^HOMEBUSINESS

✦ [Include anything stolen from an unrecognizable business.](#)

✦ [Do not include anything stolen from a recognizable business in respondent's home
or another business, such as merchandise or cash from a register.](#)

Fills: YOU_NAME

Instructions: If SELFPROXY eq 2 fill YOU_NAME with "you"
Else fill YOU_NAME with ^NAME.

Fills: HOMEBUSINESS

Instructions: If BUSINESSSIGN eq 2 fill HOMEBUSINESS with "Include anything stolen from
the business operated from the respondent's home."
Else leave HOMEBUSINESS blank.

Type: Enumerated

Length: 1

Answer List: TYes_No_Dk

Value:	Mnemonic:	Description:
1		Yes
2		No
3		Don't know

- Don't Know
- Refuse
- Empty

- On Input
- On Output

Array:

Special Instructions: For the Spanish Help screen, use H_THEFT_SP.

This ITEM is an Editing/Coding instrument item.

Skip Instructions: If THEFT eq 1 goto WHATWASTAKEN
Else goto ATTEMPTTHEFT

ATTEMPTTHEFT

Field

BNCVS2.THEFT_MV.ATTEMPTTHEFT

Description: Was an attempt made to steal something

Form Pane Label: Attempted theft

SAS Name:

Tag Name: ATTEMPTTHEFT

Inherited Universe: INCINDEX ge 1 and SKIPMID ne 1

Universe: THEFT eq 2, 3, RF

Universe Description:

Help Screen: H_THEFT_ENG

Question Text:

✦ [Ask or verify:](#)

Did the offender(s) ATTEMPT to take something that belonged to ^YOU_NAME or others in the household?

^HOMEBUSINESS

✦ [Do not include anything the offender tried to steal from a recognizable business in respondent's home or another business, such as merchandise or cash from a register.](#)

Fills: YOU_NAME

Instructions: If SELFPROXY eq 2 fill YOU_NAME with "you"
Else fill YOU_NAME with ^NAME.

Fills: HOMEBUSINESS

Instructions: If BUSINESSSIGN eq 2 fill HOMEBUSINESS with "Include anything stolen from the business operated from the respondent's home."
Else leave HOMEBUSINESS blank.

Type: Enumerated

Length: 1

Answer List: TYes_No_Dk

Value:	Mnemonic:	Description:
1		Yes

2	No
3	Don't know

- Don't Know
- Refuse
- Empty

- On Input
- On Output

Array:

Special Instructions: For the Spanish Help screen, use H_THEFT_SP.

This ITEM is an Editing/Coding instrument item.

Skip Instructions: (Through March 2009):

If ATTEMPTTHEFT eq 1 goto ATTEMPTTHEFTWHAT
Else goto DAMAGED

(Starting in April 2009):

If ATTEMPTTHEFT eq 1 goto ATTEMPTTHEFTWHAT
Elseif ATTEMPTHEFT eq 2 and WHATHAPPEN eq 11 or 12 goto
PRESENTTHEFT_CK
Elseif ATTEMPTHEFT eq 2 and HAPPEN eq 11 or 12 goto
OTHPRESENTTHEFT_CK
Else goto DAMAGED

PRESENTTHEFT_CK

Check

BNCVS2.THEFT_MV.PRESENTTHEFT_CK

Description: Edit check to verify whether a theft or attempted theft actually occurred when a theft or attempted theft is reported at WHATHAPPEN, but then not reported in the follow up questions THEFT and ATTEMPTTHEFT.

Inherited Universe: INCINDEX ge 1 and SKIPMID ne 1

Universe: WHATHAPPEN eq 11 or 12 and ATTEMPTTHEFT eq 2

Universe Description: Coded as no theft and no attempted theft in THEFT and ATTEMPTTHEFT when a theft or attempted theft was recorded in WHATHAPPEN.

Text: ♦ The answers to WHATHAPPEN, THEFT and ATTEMPTTHEFT are inconsistent.

♦ It was reported that a theft or attempted theft occurred in WHATHAPPEN, but it was then recorded as no theft and no attempted theft in THEFT and ATTEMPTTHEFT.

♦ Press the "Goto" button to return to WHATHAPPEN, THEFT or ATTEMPTTHEFT to resolve this issue or the "Suppress" button to accept the inconsistency.

Check Instructions: WHATHAPPEN, THEFT and ATTEMPTTHEFT should all be in the selection box of the edit check.

This edit check should be added in the Production April instrument.

Type: Soft

Skip Instructions: If "Suppress" is selected goto DAMAGED

Elseif "Goto" is selected goto WHATHAPPEN, THEFT or ATTEMPTTHEFT (depending on which item is selected in the selection field).

Else goto ATTEMPTTHEFT

Check

OTHPRESENTTHEFT_CK
BNCVS2.THEFT_MV.OTHPRESENTTHEFT_CK

Description: Edit check to verify whether a theft or attempted theft actually occurred when a theft or attempted theft is reported at HAPPEN, but then not reported in the follow up questions THEFT and ATTEMPTTHEFT.

Inherited Universe: INCINDEX ge 1 and SKIPMID ne 1

Universe: HAPPEN eq 11 or 12 and ATTEMPTTHEFT eq 2

Universe Description: Coded as no theft and no attempted theft in THEFT and ATTEMPTTHEFT when a theft or attempted theft was recorded in HAPPEN.

Text: ♦ The answers to HAPPEN, THEFT and ATTEMPTTHEFT are inconsistent.

♦ It was reported that a theft or attempted theft occurred in HAPPEN, but it was then recorded as no theft and no attempted theft in THEFT and ATTEMPTTHEFT.

♦ Press the "Goto" button to return to HAPPEN, THEFT or ATTEMPTTHEFT to resolve this issue or the "Suppress" button to accept the inconsistency.

Check Instructions: HAPPEN, THEFT and ATTEMPTTHEFT should all be in the selection box of the edit check.

This edit check should be added in the Production April instrument.

Type: Soft

Skip Instructions: If "Suppress" is selected goto DAMAGED
Elseif "Goto" is selected goto HAPPEN, THEFT or ATTEMPTTHEFT (depending on which item is selected in the selection field).
Else goto ATTEMPTTHEFT

ATTEMPTTHEFTWHAT

Field

BNCVS2.THEFT_MV.ATTEMPTTHEFTWHAT

Description: What did offender try to take

Form Pane Label: Attempted to take

SAS Name:

Tag Name: ATTEMPTTHEFTWHAT

Inherited Universe: INCINDEX ge 1 and SKIPMID ne 1

Universe: ATTEMPTTHEFT = 1 or\

OTHATTEMPTONPERS_CHK and ATTEMPTTHEFTWHAT is selected from goto menu

Universe Description:

Question Text: What did the offender try to take?

◆ **Probe:** (Anything else?)

◆ Enter all that apply, separate with commas.

Type: Set

Max Number of Values:

Length: 2

Answer List: Items_Attempted_Theft

Value:	Mnemonic:	Description:
11		Cash
12		Purse
13		Wallet
14		Credit cards, check, bank cards
15		Car
16		Other motor vehicle
17		Part of a motor vehicle (tire, hubcap, attached car stereo or satellite radio, attached CB radio, etc.)
18		Gasoline or oil
19		Bicycle or parts
20		TV, DVD player, VCR, stereo, other household appliances
21		Silver, china, art objects
22		Other household furnishings (furniture, rugs, etc.)
23		Personal effects (clothing, jewelry, toys, etc.)

24	Handgun (pistol, revolver)
25	Other firearm (rifle, shotgun)
26	Other - Specify
27	Don't know

- Don't Know
- Refuse
- Empty

- On Input
- On Output

Array:

Special Instructions: This ITEM is an Editing/Coding instrument item.

Skip Instructions: If ATTEMPTTHEFTWHAT = 26 goto ATTEMPTTHEFTWHAT_SPEC
Else goto ATTEMPTTHEFTOWNER

ATTEMPTTHEFTWHAT_SPEC

BNCVS2.THEFT_MV.ATTEMPTTHEFTWHAT_SPEC

Field

Description: Write-in entry for what the offender tried to steal

Form Pane Label: Attempt theft Specify

SAS Name:

Tag Name: ATTEMPTTHEFTWHAT_SPEC

Inherited Universe: INCINDEX ge 1 and SKIPMID ne 1

Universe: ATTEMPTTHEFTWHAT = 26

Universe Description:

Question Text: [+ Please specify what the offender\(s\) tried to take.](#)

Type: String

Length: 35

- Don't Know
- Refuse
- Empty

- On Input
- On Output

Array:

Special Instructions: This ITEM is an Editing/Coding instrument item.

Skip Instructions: ATTEMPTTHEFTOWNER

Field

ATTEMPTTHEFTOWNER
BNCVS2.THEFT_MV.ATTEMPTTHEFTOWNER

Description: Who did the property belong to - attempted theft

Form Pane Label: Property belonged to

SAS Name:

Tag Name: ATTEMPTTHEFTOWNER

Inherited Universe: INCINDEX ge 1 and SKIPMID ne 1

Universe: ATTEMPTTHEFTWHAT

Universe Description:

Question Text: Did the ^PROPERTY_MONEY the offender tried to take belong to ^YOU_NAME personally, to someone else in the household, or to both ^YOU_NAME and other household members?

Fills: PROPERTY_MONEY

Instructions: If ATTEMPTTHEFTWHAT eq 11 AND ne 12-26 fill PROPERTY_MONEY with "money"

Elseif ATTEMPTTHEFTWHAT eq 11 AND eq (any of) 12-26 fill PROPERTY_MONEY with "property and money"

Elseif ATTEMPTTHEFTWHAT ne 11 AND eq (any of) 12-26 fill PROPERTY_MONEY with "property".

Elseif WHATWASTAKEN eq 11 AND ne 12-36 fill PROPERTY_MONEY with "money"

Elseif WHATWASTAKEN eq 11 AND eq (any of) 12-36 fill PROPERTY_MONEY with "property and money"

Else fill PROPERTY_MONEY with "property".

Fills: YOU_NAME

Instructions: If SELFPROXY eq 2 fill YOU_NAME with "you"

Else fill YOU_NAME with ^NAME.

Type: Enumerated

Length: 2

Answer List: Who_Property_Belonged_To

Value:	Mnemonic:	Description:
1		^RESP_C_NAME only
2		^RESP_C_NAME and other household member(s)

3	Other household member(s) only
4	Nonhousehold member(s) only
5	Other - Specify

- Don't Know
- Refuse
- Empty

- On Input
- On Output

Array:

Special Instructions: This ITEM is an Editing/Coding instrument item.

Skip Instructions: If ATTEMPTTHEFTOWNER eq 1, 4, DK, RF and ATTEMPTHEFTWHAT does not only equal 15 and/or 16 goto ATTEMPTTHEFTITEMSINMV
Elseif ATTEMPTTHEFTOWNER eq 1, 4, DK, RF and ATTEMPTHEFTWHAT only equals 15 and/or 16 goto ATTEMPTTHEFTONPERSON
Elseif ATTEMPTTHEFTOWNER eq 5 goto ATTEMPTTHEFTOWNER_SPEC
Else goto ATTEMPTTHEFTLNS

Field

ATTEMPTTHEFTOWNER_SPEC
BNCVS2.THEFT_MV.ATTEMPTTHEFTOWNER_SPEC

Description: Write-in entry for who the property belonged to - attempted theft

Form Pane Label: Prop belonged to Specify

SAS Name:

Tag Name: ATTEMPTTHEFTOWNER_SPEC

Inherited Universe: INCINDEX ge 1 and SKIPMID ne 1

Universe: ATTEMPTTHEFTOWNER = 5

Universe Description:

Question Text: ♦ Please specify who the ^PROPERTY_MONEY the offender(s) tried to take belonged to.

Fills: PROPERTY_MONEY

Instructions: If ATTEMPTTHEFTWHAT eq 11 AND ne 12-26 fill PROPERTY_MONEY with "money"

Elseif ATTEMPTTHEFTWHAT eq 11 AND eq (any of) 12-26 fill PROPERTY_MONEY with "property and money"

Elseif ATTEMPTTHEFTWHAT ne 11 AND eq (any of) 12-26 fill PROPERTY_MONEY with "property".

Elseif WHATWASTAKEN eq 11 AND ne 12-36 fill PROPERTY_MONEY with "money"

Elseif WHATWASTAKEN eq 11 AND eq (any of) 12-36 fill PROPERTY_MONEY with "property and money"

Else fill PROPERTY_MONEY with "property".

Type: String

Length: 35

- Don't Know
- Refuse
- Empty

- On Input
- On Output

Array:

Special Instructions: This ITEM is an Editing/Coding instrument item.

Skip Instructions: ATTEMPTTHEFTITEMSINMV

ATTEMPTTHEFTLNS

Field

BNCVS2.THEFT_MV.ATTEMPTTHEFTLNS

Description: Which household members did the property belong to - attempted theft

Form Pane Label: Which HH members

SAS Name:

Tag Name: ATTEMPTTHEFTLNS

Inherited Universe: INCINDEX ge 1 and SKIPMID ne 1

Universe: ATTEMPTTHEFTOWNER eq 2, 3

Universe Description:

Question Text: [+](#) [If not sure, ask:](#)

Besides ^THERESPONDENT_NAME, which household member(s) owned the ^PROPERTY_MONEY the offender tried to take?

[+](#) [Enter appropriate line number\(s\).](#)

[LN](#) [NAME](#)

[^L_NO](#) [^NAME](#)

Fills: THERESPONDENT_NAME

Instructions: If SELFPROXY eq 2 fill THERESPONDENT_NAME with "the respondent"
Else fill THERESPONDENT_NAME with ^NAME.

Fills: PROPERTY_MONEY

Instructions: If ATTEMPTTHEFTWHAT eq 11 AND ne 12-26 fill PROPERTY_MONEY with "money"

Elseif ATTEMPTTHEFTWHAT eq 11 AND eq (any of) 12-26 fill PROPERTY_MONEY with "property and money"

Elseif ATTEMPTTHEFTWHAT ne 11 AND eq (any of) 12-26 fill PROPERTY_MONEY with "property".

Elseif WHATWASTAKEN eq 11 AND ne 12-36 fill PROPERTY_MONEY with "money"

Elseif WHATWASTAKEN eq 11 AND eq (any of) 12-36 fill PROPERTY_MONEY with "property and money"

Else fill PROPERTY_MONEY with "property".

Fills: L_NO

Instructions: Fill L_NO based on the variable L_NO from the instrument

Fills: NAME

Instructions: Fill NAME with the variable NAME (combines FNAME<>LNAME).

Type: Set

Max Number of Values:

Length: 2

Answer List: Household_Property_Answer_Category_40

Value:	Mnemonic:	Description:
1		^L_NO ^NAME
2		^L_NO ^NAME
3		^L_NO ^NAME
4		^L_NO ^NAME
5		^L_NO ^NAME
6		^L_NO ^NAME
7		^L_NO ^NAME
8		^L_NO ^NAME
9		^L_NO ^NAME
10		^L_NO ^NAME
11		^L_NO ^NAME
12		^L_NO ^NAME
13		^L_NO ^NAME
14		^L_NO ^NAME
15		^L_NO ^NAME
16		^L_NO ^NAME
17		^L_NO ^NAME
18		^L_NO ^NAME
19		^L_NO ^NAME
20		^L_NO ^NAME
21		^L_NO ^NAME
22		^L_NO ^NAME
23		^L_NO ^NAME
24		^L_NO ^NAME
25		^L_NO ^NAME
26		^L_NO ^NAME
27		^L_NO ^NAME

28	^L_NO ^NAME
29	^L_NO ^NAME
30	^L_NO ^NAME
40	Household property

- Don't Know
- Refuse
- Empty

- On Input
- On Output

Array:

Special Instructions: The answer type for this field will comprise of all household members.

So a roster will need to be created and filled based on the people listed on the household roster where PELIG It 9.

If precode 40 is entered for "household property" (i.e. property owned by all household members) then all eligible household members should be marked(??) -- THIS IS NOT CORRECT, IF PRECODE 40 IS MARKED DO NOT MARK OTHER LINE NUMBERS SINCE MULTIPLE ITEMS CAN BE OWNED BY MULTIPLE PERSONS AND NOT NECESSARILY BY ENTIRE HHLD. OUR PROCEDURES ARE FOR THE FRS TO MARK 40 AND OTHER LINE NUMBERS WHEN DIFFERENT OWNERSHIP SITUATIONS EXISTS (-cds 11.01.07)

This ITEM is an Editing/Coding instrument item.

Skip Instructions: If ATTEMPTTHEFTLNS eq RESPONDENTLINE or eq L_NO for a person with MEMBER ne 1 or gt HIGHLNO goto ATTEMPTTHEFTLNS_CK
Elseif ATTEMPTTHEFTWHAT ne "empty" and 1) entry not only eq 15 or 2) entry not only eq 16 or 3) entry not only eq 15 and 16 goto ATTEMPTTHEFTITEMSINMV
Elseif ATTEMPTTHEFTWHAT 1) only eq 15 or 2) only eq 16 or 3) only eq 15 and 16 AND ATTEMPTTHEFTWHAT in 11..13 goto ATTEMPTTHEFTONPERSON
Elseif ATTEMPTTHEFTWHAT 1) only eq 15 or 2) only eq 16 or 3) only eq 15 and 16 goto ATTEMPTTHEFTITEMONPERSON

Check

ATTEMPTTHEFTLNS_CK
BNCVS2.THEFT_MV.ATTEMPTTHEFTLNS_CK

Description: Hard edit check for invalid line numbers entered at ATTEMPTTHEFTLNS

Inherited Universe: INCINDEX ge 1 and SKIPMID ne 1

Universe: ATTEMPTTHEFTLNS eq RESPONDENTLINE or\
eq L_NO for a person with MEMBER ne 1 or \
gt HIGHLNO

Universe Description: Line number entered is invalid (i.e. respondent's line number for self or proxy interview),
linenumber for a nonmember, or linenumber that is not valid based on highest line
number in the household roster.

Text: * You selected an invalid line number.

Check Instructions:

Type: Hard

Skip Instructions: ATTEMPTTHEFTLNS

ATTEMPTTHEFTITEMSINMV

Field

BNCVS2.THEFT_MV.ATTEMPTTHEFTITEMSINMV

Description: Were items in or attached to a motor vehicle - attempted theft

Form Pane Label: Items in motor vehicle

SAS Name:

Tag Name: ATTEMPTTHEFTITEMSINMV

Inherited Universe: INCINDEX ge 1 and SKIPMID ne 1

Universe: ATTEMPTTHEFTWHAT ne "empty" and entry not only eq 15 or entry not only eq 16
or entry not only eq 15 and 16

Universe Description:

Question Text: [+ Ask or verify:](#)

^WAS_WERETHEARTICLES_C IN or ATTACHED to a motor vehicle when the attempt was made to take ^IT_THEM?

Fills: WAS_WERETHEARTICLES_C

Instructions: If only one answer category marked in ATTEMPTTHEFTWHAT or WHATWASTAKEN fill WAS_WERETHEARTICLES_C with "Was the article"
Else if ATTEMPTTHEFTWHAT eq 27 or WHATWASTAKEN eq 37 fill WAS_WERETHEARTICLES_C with "Was the article"
Else if ATTEMPTTHEFTWHAT or WHATWASTAKEN eq "CTRL + R" fill WAS_WERETHEARTICLES_C with "Was the article"
Else if more than one answer category marked in ATTEMPTTHEFTWHAT or WHATWASTAKEN fill WAS_WERETHEARTICLES_C with "Were the articles".

Fills: IT_THEM

Instructions: If ATTEMPTTHEFTWHAT only has 1 answer marked fill IT_THEM with "it"
Else fill IT_THEM with "them".

Type: Enumerated

Length: 1

Answer List: TYesNo

Value:	Mnemonic:	Description:
1	Yes	Yes
2	No	No

- Don't Know
- Refuse
- Empty

- On Input
- On Output

Array:

Special Instructions: This ITEM is an Editing/Coding instrument item.

Skip Instructions: If ATTEMPTTHEFTWHAT in 11..13 goto ATTEMPTTHEFTONPERSON
Else goto ATTEMPTTHEFTITEMONPERSON

ATTEMPTTHEFTONPERSON

BNCVS2.THEFT_MV.ATTEMPTTHEFTONPERSON

Field

Description: Was the cash/purse/wallet on their person - attempted theft

Form Pane Label: Was cash on person

SAS Name:

Tag Name: ATTEMPTTHEFTONPERSON

Inherited Universe: INCINDEX ge 1 and SKIPMID ne 1

Universe: ATTEMPTTHEFTWHAT eq 11..13\

Universe Description:

Question Text: [+ Ask or verify:](#)

Was the ^CASH_PURSE_WALLET_AT on ^YOUR_HIS_HER^NAMES person,
for instance, in a pocket or being held?

Fills: CASH_PURSE_WALLET_AT

Instructions: If ATTEMPTTHEFTWHAT eq 11 AND ne 12, 13 fill CASH_PURSE_WALLET with
"cash"

Elseif ATTEMPTTHEFTWHAT eq 12 AND ne 11, 13 fill CASH_PURSE_WALLET
with "purse"

Elseif ATTEMPTTHEFTWHAT eq 13 AND ne 11, 12 fill CASH_PURSE_WALLET
with "wallet"

Elseif ATTEMPTTHEFTWHAT eq 11 AND 12 AND ne 13 fill
CASH_PURSE_WALLET with "cash or purse"

Elseif ATTEMPTTHEFTWHAT eq 11 AND 13 AND ne 12 fill
CASH_PURSE_WALLET with "cash or wallet"

Elseif ATTEMPTTHEFTWHAT eq 12 AND 13 AND ne 11 fill
CASH_PURSE_WALLET with "purse or wallet"

Elseif ATTEMPTTHEFTWHAT eq 11 AND 12 AND 13 fill CASH_PURSE_WALLET
with "cash, purse, or wallet".

Fills: YOUR_HIS_HER

Instructions: If SELFPROXY eq 2 fill YOUR_HIS_HER with "your"

Elseif SELFPROXY eq 4 AND SEX eq 1 fill YOUR_HIS_HER with "his"

Elseif SELFPROXY eq 4 AND SEX eq 2 fill YOUR_HIS_HER with "her"

Elseif SELFPROXY eq 4 AND SEX ne 1 or 2 fill YOUR_HIS_HER with ^NAME.
(fill with the first and last name of L_NO collecting demographic information
for)

Fills: NAMES

**Instructions: If SELFPROXY eq 4 AND SEX is blank fill NAMES with ""s"
Else leave NAMES blank.**

Type: Enumerated
Length: 1

Answer List: TYesNo

Value:	Mnemonic:	Description:
1	Yes	Yes
2	No	No

- Don't Know
- Refuse
- Empty

- On Input
- On Output

Store Instructions: If ATTEMPTTHEFTWHAT eq 11 then add 1 to index3
If ATTEMPTTHEFTWHAT eq 12 then add 3 to index3
If ATTEMPTTHEFTWHAT eq 13 then add 5 to index3

Array:

Special Instructions: This ITEM is an Editing/Coding instrument item.

Skip Instructions: ATTEMPTTHEFTITEMONPERSON

ATTEMPTTHEFTITEMONPERSON

Field

BNCVS2.THEFT_MV.ATTEMPTTHEFTITEMONPERSON

Description: Was the property on their person - attempted theft

Form Pane Label: Property on person

SAS Name:

Tag Name: ATTEMPTTHEFTITEMONPERSON

Inherited Universe: INCINDEX ge 1 and SKIPMID ne 1

Universe: ATTEMPTTHEFT eq 1 or\
OTHATTEMPTONPERS_CHK and ATTEMPTTHEFTITEMONPERSON is selected
from goto menu

Universe Description:

Question Text: ♦ Ask or verify:

Was there anything ^ELSE the ^OFFENDER_OFFENDERS tried to take directly from ^YOU_HIM_HER, for instance, from ^YOUR_HIS_HER^NAMES pocket or hands, or something that ^YOU_HE_SHE ^WERE_WAS wearing?

♦ Exclude property not belonging to ^RESPONDENT_VICTIM or other household member.

Fills: ELSE

Instructions: If ATTEMPTTHEFTWHAT eq 11 OR 12 OR 13 AND ATTEMPTTHEFTONPERSON eq 1 fill ELSE with "else"
Else leave ELSE blank.

Fills: OFFENDER_OFFENDERS

Instructions: If ONEORMOREOFFENDERS eq 2 fill OFFENDER_OFFENDERS with "offenders"
Elseif ONEORMOREOFFENDERS eq 1, 3, RF, or "empty" fill OFFENDER_OFFENDERS with "offender".

Fills: YOU_HIM_HER

Instructions: If SELFPROXY eq 2 fill YOU_HIM_HER with "you"
Elseif SELFPROXY eq 4 AND SEX eq 1 fill YOU_HIM_HER with "him"
Elseif SELFPROXY eq 4 AND SEX eq 2 fill YOU_HIM_HER with "her"
Elseif SELFPROXY eq 4 AND SEX ne 1 or 2 fill YOU_HIM_HER with ^NAME.

Fills: YOUR_HIS_HER

Instructions: If SELFPROXY eq 2 fill YOUR_HIS_HER with "your"
Elseif SELFPROXY eq 4 AND SEX eq 1 fill YOUR_HIS_HER with "his"
Elseif SELFPROXY eq 4 AND SEX eq 2 fill YOUR_HIS_HER with "her"
Elseif SELFPROXY eq 4 AND SEX ne 1 or 2 fill YOUR_HIS_HER with ^NAME.
(fill with the first and last name of L_NO collecting demographic information for)

Fills: NAMES

Instructions: If SELFPROXY eq 4 AND SEX is blank fill NAMES with ""s"
Else leave NAMES blank.

Fills: YOU_HE_SHE

Instructions: If SELFPROXY eq 2 fill YOU_HE_SHE with "you"
Elseif SELFPROXY eq 4 AND SEX eq 1 fill YOU_HE_SHE with "he"
Elseif SELFPROXY eq 4 AND SEX eq 2 fill YOU_HE_SHE with "she"
Elseif SELFPROXY eq 4 AND SEX is blank fill YOU_HE_SHE with ^NAME.

Fills: WERE_WAS

Instructions: If SELFPROXY eq 2 fill WERE_WAS with "were"
Else fill WERE_WAS with "was".

Fills: RESPONDENT_VICTIM

Instructions: If SELFPROXY eq 2 fill RESPONDENT_VICTIM with "respondent"
Else fill RESPONDENT_VICTIM with "victim".

Type: Enumerated

Length: 1

Answer List: TYesNo

Value:	Mnemonic:	Description:
1	Yes	Yes
2	No	No

- Don't Know
- Refuse
- Empty

- On Input
- On Output

Array:

Special Instructions: This ITEM is an Editing/Coding instrument item.

Skip Instructions: (Until May 2009):

```
If ATTEMPTTHEFTITEMONPERSON eq 1 AND ATTEMPTTHEFTWHAT ne 14..26  
goto OTHATTEMPTONPERS_CHK  
Elseif ATTEMPTTHEFTITEMONPERSON eq 1 AND ATTEMPTTHEFTWHAT eq  
14..26 goto ATTEMPTTHEFTITEMS  
Else goto DAMAGED
```

(Starting in June 2009):

```
If ATTEMPTTHEFTITEMONPERSON eq 1 and HHMEMBERPRESENT eq 2 goto  
ATTEMPTPICKPKCT_CHK  
Elseif ATTEMPTTHEFTITEMONPERSON eq 1 AND ATTEMPTTHEFTWHAT ne  
14..26 goto OTHATTEMPTONPERS_CHK  
Elseif ATTEMPTTHEFTITEMONPERSON eq 1 AND ATTEMPTTHEFTWHAT eq  
14..26 goto ATTEMPTTHEFTITEMS  
Elseif ATTEMPTTHEFTITEMONPERSON ne 1 and ATTEMPTTHEFTONPERSON  
eq 1 and HHMEMBERPRESENT eq 2 goto ATTEMPTPICKPKCT_CHK  
Else goto DAMAGED
```

Check

ATTEMPTPICKPCKT_CK

BNCVS2.THEFT_MV.ATTEMPTPICKPCKT_CK

Description: Edit check to verify presence when HHMEMBERPRESENT eq "No" , but ATTEMPTTHEFTONPERSON or ATTEMPTTHEFTITEMONPERSON are coded as if the offender attempted to steal something directly from the respondent.

Inherited Universe: INCINDEX ge 1 and SKIPMID ne 1

Universe: HHMEMBERPRESENT eq 2 and ATTEMPTTHEFTONPERSON eq 1 or
HHMEMBERPRESENT eq 2 and ATTEMPTTHEFTITEMONPERSON eq 1

Universe Description: Respondent was not present, yet the offender tried to steal something from their person.

Text: ♦ The answers to HHMEMBERPRESENT, ATTEMPTTHEFTONPERSON and/or ATTEMPTTHEFTITEMONPERSON are inconsistent.

♦ It was recorded that the respondent was not present, but it was also reported that the offender tried to take something directly from the respondent.

♦ Press the "Goto" button to return to HHMEMBERPRESENT, ATTEMPTTHEFTONPERSON or ATTEMPTTHEFTITEMONPERSON to resolve this issue or the "Suppress" button to accept the inconsistency.

Check Instructions: HHMEMBERPRESENT, ATTEMPTTHEFTONPERSON and ATTEMPTTHEFTITEMONPERSON should all be in the selection box of the edit check.

This edit check should be added in the Production June instrument.

Type: Soft

Skip Instructions: If "Suppress" is selected and ATTEMPTTHEFTITEMONPERSON eq 1 and ATTEMPTTHEFTWHAT ne 14..26 goto OTHATTEMPTONPERS_CK
Elseif "Suppress" is selected and ATTEMPTTHEFTITEMONPERSON eq 1 and ATTEMPTTHEFTWHAT eq 14..27 goto ATTEMPTTHEFTITEMS
Elseif "Goto" is selected goto HHMEMBERPRESENT, ATTEMPTTHEFTONPERSON or ATTEMPTTHEFTITEMONPERSON (depending on which item is selected in the selection field).
Else goto DAMAGED

OTHATTEMPTONPERS CK

BNCVS2.THEFT_MV.OTHATTEMPTONPERS CK

Check

Description: This edit check should appear when the respondent reports that the offender tried to take something other than cash, purse or wallet from their person, however it was reported that the offender only tried to take cash, purse or wallet in ATTEMPTTHEFTWHAT

Inherited Universe: INCINDEX ge 1 and SKIPMID ne 1

Universe: ATTEMPTTHEFTITEMONPERSON eq 1 and ATTEMPTTHEFTWHAT ne 14..26

Universe Description: The offender tried to take other items from the person (ATTEMPTTHEFTITEMONPERSON eq 1) when only cash, purse, or wallet was reported as attempted to be taken (ATTEMPTTHEFTWHAT in 11..13).

Text: ♦ The offender only tried to take cash/purse/wallet in ATTEMPTTHEFTWHAT. If the offender tried to take something else from victim, it must first be reported in ATTEMPTTHEFTWHAT. If the offender only tried to take cash/purse/wallet from victim, go to ATTEMPTTHEFTITEMONPERSON and enter "No".

Check Instructions: The interviewer will only have the choice of either

- 1) going to ATTEMPTTHEFTWHAT to enter something else that the offender tried to take OR
- 2) going to ATTEMPTTHEFTITEMONPERSON to enter that the offender did not try to take anything else from their person

Type: Hard

Skip Instructions: goto ATTEMPTTHEFTWHAT
goto ATTEMPTTHEFTITEMONPERSON

Field

ATTEMPTTHEFTITEMS

BNCVS2.THEFT_MV.ATTEMPTTHEFTITEMS

Description: Which items did the offender try to take directly from respondent

Form Pane Label: Which items

SAS Name:

Tag Name: ATTEMPTTHEFTITEMS

Inherited Universe: INCINDEX ge 1 and SKIPMID ne 1

Universe: ATTEMPTTHEFTITEMONPERSON eq 1 and ATTEMPTTHEFTWHAT eq 14..26

Universe Description:

Question Text: Which items did the ^OFFENDER_OFFENDERS try to take directly from ^YOU_NAME?

* Exclude property not belonging to ^RESPONDENT_VICTIM or other household member.

Fills: OFFENDER_OFFENDERS

Instructions: If ONEORMOREOFFENDERS eq 2 fill OFFENDER_OFFENDERS with "offenders"
Elseif ONEORMOREOFFENDERS eq 1, 3, RF, or "empty" fill OFFENDER_OFFENDERS with "offender".

Fills: YOU_NAME

Instructions: If SELFPROXY eq 2 fill YOU_NAME with "you"
Else fill YOU_NAME with ^NAME.

Fills: RESPONDENT_VICTIM

Instructions: If SELFPROXY eq 2 fill RESPONDENT_VICTIM with "respondent"
Else fill RESPONDENT_VICTIM with "victim".

Type: Set

Max Number of Values:

Length: 2

Answer List: Items_Attempted_Theft_On_Person

Value:	Mnemonic:	Description:
14		Credit cards, check, bank cards

15	Car
16	Other motor vehicle
17	Part of a motor vehicle
18	Gasoline or oil
19	Bicycle or parts
20	TV, DVD player, VCR, stereo, other household appliances
21	Silver, china, art objects
22	Other household furnishings
23	Personal effects (clothing, jewelry, toys, etc.)
24	Handgun (pistol, revolver)
25	Other firearm (rifle, shotgun)
26	Other - Specify
40	All of the above

- Don't Know
- Refuse
- Empty

- On Input
- On Output

Array:

Special Instructions: The answer type for this field will comprise of all items marked in field ATTEMPTTHEFTWHAT, excluding cash, purse, or wallet (ATTEMPTTHEFTWHAT eq 11, 12, 13). So a roster will need to be created and filled based on the answers marked in ATTEMPTTHEFTWHAT (categories 14-26 are only ones that could be valid for ATTEMPTTHEFTITEMS).

The text in parenthesis was the store instructions, but moved here for reference purposes (Store 0 in index2, Do for index 14..26, If tabindex ne 0 then store tabindex in index2 and store ATTEMPTTHEFTITEMS_text (c95_text in CASES) in table2 Store 0 in index4, Do for index6 14..26, If table2 ne blank then add 1 to index4 and store table2 in table3)

If precode 40 is entered, then only those precodes marked in field ATTEMPTTHEFTWHAT should be marked in this field; excluding cash, purse, wallet.

This ITEM is an Editing/Coding instrument item.

Need to add edit check for an invalid precode based on what entered in ATTEMPTTHEFTWHAT.

Also need to update skip pattern for invalid entries.

Skip Instructions: DAMAGED

Field

WHATWASTAKEN
BNCVS2.THEFT_MV.WHATWASTAKEN

Description: What did the offender take

Form Pane Label: What was stolen

SAS Name:

Tag Name: WHATWASTAKEN

Inherited Universe: INCINDEX ge 1 and SKIPMID ne 1

Universe: THEFT eq 1 or\
OTHERONPERSON_CK and WHATWASTAKEN is selected from the goto menu

Universe Description:

Question Text: What was taken that belonged to ^YOU_NAME or others in the household?

✦ **Probe:** (Anything else?)

✦ Enter all that apply, separate with commas.

Fills: YOU_NAME

Instructions: If SELFPROXY eq 2 fill YOU_NAME with "you"

Else fill YOU_NAME with ^NAME.

Type: Set

Max Number of Values:

Length: 2

Answer List: Items_Theft

Value:	Mnemonic:	Description:
11	Cash	<>CASH/PURSE/WALLET/CREDIT CARDS[n] Cash
12	Purse	Purse
13		Wallet
14		Credit cards, checks, bank cards
15	Car	<>VEHICLE OR PARTS[n] Car
16		Other motor vehicle
17		Part of a motor vehicle (tire, hubcap, attached car stereo or satellite radio, attached CB radio, etc.)
18		Unattached motor vehicle accessories or equipment (unattached CD player or satellite radio, etc.)
19		Gasoline or oil

20	Bicycle or parts
21	<>HOUSEHOLD FURNISHINGS[n] TV, DVD player, VCR, stereo, other household appliances
22	Silver, china, art objects
23	Other household furnishings (furniture, rugs, etc.)
24	<>PERSONAL EFFECTS[n] Portable electronic and photographic gear (Personal stereo, TV, cellphone, camera, etc.)
25	Clothing, furs, luggage, briefcase
26	Jewelry, watch, keys
27	Collection of stamps, coins, etc.
28	Toys, sports and recreation equipment (not listed above)
29	Other personal and portable objects
30	<>FIREARMS[n] Handgun (pistol, revolver)
31	Other firearm (rifle, shotgun)
32	<>MISCELLANEOUS[n] Tools, machines, office equipment
33	Farm or garden produce, plants, fruit, logs
34	Animals - pet or livestock
35	Food or liquor
36	Other - Specify
37	Don't know

- Don't Know
- Refuse
- Empty

- On Input
- On Output

Array:

Special Instructions: This ITEM is an Editing/Coding instrument item.

Skip Instructions: If WHATWASTAKEN eq 36 goto WHATWASTAKEN_SPEC
Elseif WHATWASTAKEN eq 11 goto AMOUNTCASHTAKEN
Elseif WHATWASTAKEN eq 12,13 goto PRSWLT_CONTAINMONEY
Else goto WHOOWNEDSTOLENPROPERTY

Field

WHATWASTAKEN_SPEC
BNCVS2.THEFT_MV.WHATWASTAKEN_SPEC

Description: Write-in entry for what was stolen

Form Pane Label: What was stolen Specify

SAS Name:

Tag Name: WHATWASTAKEN_SPEC

Inherited Universe: INCINDEX ge 1 and SKIPMID ne 1

Universe: WHATWASTAKEN eq 36

Universe Description:

Question Text: [+ Please specify what was taken.](#)

Type: String

Length: 35

- Don't Know
- Refuse
- Empty

- On Input
- On Output

Array:

Special Instructions: This ITEM is an Editing/Coding instrument item.

Skip Instructions: If WHATWASTAKEN eq 11 goto AMOUNTCASHTAKEN
Elseif WHATWASTAKEN eq 12,13 goto PRSWLT_CONTAINMONEY
Else goto WHOOWNEDSTOLENPROPERTY

PRSWLT_CONTAINMONEY

BNCVS2.THEFT_MV.PRSWLT_CONTAINMONEY

Field

Description: Did the stolen purse or wallet contain any money

Form Pane Label: Did it contain money

SAS Name:

Tag Name: PRSWLT_CONTAINMONEY

Inherited Universe: INCINDEX ge 1 and SKIPMID ne 1

Universe: WHATWASTAKEN eq 12, 13

Universe Description:

Question Text: Did ^PURSE_WALLET_STLN contain any money?

Fills: PURSE_WALLET_STLN

Instructions: If WHATWASTAKEN eq 12 and 13 fill PURSE_WALLET with "the stolen purse and wallet"

Elseif WHATWASTAKEN eq 12 fill PURSE_WALLET with "the stolen purse"

Elseif WHATWASTAKEN eq 13 fill PURSE_WALLET with "the stolen wallet"

Type: Enumerated

Length: 1

Answer List: TYesNo

Value:	Mnemonic:	Description:
1	Yes	Yes
2	No	No

Don't Know

Refuse

Empty

On Input

On Output

Store Instructions: #If PRSWLT_CONTAINMONEY eq 1 store 11 in WHATWASTAKEN# (this store instruction was removed from the instrument because it was causing problems in the instrument since WHATWASTAKEN is before PRSWLT_CONTAINMONEY and looping back caused issues. Instead, we will store 11 in WHATWASTAKEN during post-processing).

Array:

Special Instructions: This ITEM is an Editing/Coding instrument item.

This Item in E/C should allow 'empty'.

Skip Instructions: If PRSWLT_CONTAINMONEY eq 1 goto AMOUNTCASHTAKEN
Else goto WHOOWNEDSTOLENPROPERTY

AMOUNTCASHTAKEN

Field

BNCVS2.THEFT_MV.AMOUNTCASHTAKEN

Description: Dollar amount of cash stolen

Form Pane Label: Amount of cash

SAS Name:

Tag Name: AMOUNTCASHTAKEN

Inherited Universe: INCINDEX ge 1 and SKIPMID ne 1

Universe: WHATWASTAKEN eq 11 or\
PRSWLT_CONTAINMONEY eq 1

Universe Description:

Question Text: ♦ If not sure, ask:

How much cash was taken?

♦ Round to the nearest dollar

♦ Enter a number between 1-999,996

Type: Real / decimal

Length: 6

Min: 1

Max: 999996

Don't Know

Refuse

Empty

On Input

On Output

Array:

Special Instructions: Use a currency mask in the form pane, so displays as \$_____ with the dollar sign to the left of the answer field.

The interviewer should not be allowed to enter decimals, only whole dollar amounts.

This ITEM is an Editing/Coding instrument item.

Skip Instructions: WHOOWNEDSTOLENPROPERTY

Field

WHOOWNEDSTOLENPROPERTY

BNCVS2.THEFT_MV.WHOOWNEDSTOLENPROPERTY

Description: Who did the property belong to - theft

Form Pane Label: Property belonged to

SAS Name:

Tag Name: WHOOWNEDSTOLENPROPERTY

Inherited Universe: INCINDEX ge 1 and SKIPMID ne 1

Universe: THEFT eq 1

Universe Description:

Question Text: Did the stolen ^PROPERTY_MONEY belong to ^YOU_NAME personally, to someone else in the household, or to both ^YOU_NAME and other household members?

Fills: PROPERTY_MONEY

Instructions: If ATTEMPTTHEFTWHAT eq 11 AND ne 12-26 fill PROPERTY_MONEY with "money"

Elseif ATTEMPTTHEFTWHAT eq 11 AND eq (any of) 12-26 fill PROPERTY_MONEY with "property and money"

Elseif ATTEMPTTHEFTWHAT ne 11 AND eq (any of) 12-26 fill PROPERTY_MONEY with "property".

Elseif WHATWASTAKEN eq 11 AND ne 12-36 fill PROPERTY_MONEY with "money"

Elseif WHATWASTAKEN eq 11 AND eq (any of) 12-36 fill PROPERTY_MONEY with "property and money"

Else fill PROPERTY_MONEY with "property".

Fills: YOU_NAME

Instructions: If SELFPROXY eq 2 fill YOU_NAME with "you"

Else fill YOU_NAME with ^NAME.

Type: Enumerated

Length: 1

Answer List: Who_Property_Belonged_To

Value:	Mnemonic:	Description:
1		^RESP_C_NAME only
2		^RESP_C_NAME and other household member(s)

3	Other household member(s) only
4	Nonhousehold member(s) only
5	Other - Specify

- Don't Know
- Refuse
- Empty

- On Input
- On Output

Array:

Special Instructions: This ITEM is an Editing/Coding instrument item.

Skip Instructions: If WHOOWNEDSTOLENPROPERTY eq 1,4,DK,RF and WHATWASTAKEN eq 15,16
goto PERMISSIONGIVEN
Elseif WHOOWNEDSTOLENPROPERTY eq 1,4,DK,RF and WHATWASTAKEN ne
15,16 goto ARTICLEINCAR
Elseif WHOOWNEDSTOLENPROPERTY eq 5 goto
WHOOWNEDSTOLENPROPERTY_SPEC
Else goto OTHERSOWNEDSTOLENPROPERTY

Field

WHOOWNEDSTOLENPROPERTY_SPEC

BNCVS2.THEFT_MV.WHOOWNEDSTOLENPROPERTY_SPEC

Description: Write-in entry for who the property belonged to - theft

Form Pane Label: Prop belonged to Specify

SAS Name:

Tag Name: WHOOWNEDSTOLENPROPERTY_SPEC

Inherited Universe: INCINDEX ge 1 and SKIPMID ne 1

Universe: WHOOWNEDSTOLENPROPERTY eq 5

Universe Description:

Question Text: [✦ Please specify who the stolen ^PROPERTY_MONEY belonged to.](#)

Fills: PROPERTY_MONEY

Instructions: If ATTEMPTTHEFTWHAT eq 11 AND ne 12-26 fill PROPERTY_MONEY with "money"

Elseif ATTEMPTTHEFTWHAT eq 11 AND eq (any of) 12-26 fill PROPERTY_MONEY with "property and money"

Elseif ATTEMPTTHEFTWHAT ne 11 AND eq (any of) 12-26 fill PROPERTY_MONEY with "property".

Elseif WHATWASTAKEN eq 11 AND ne 12-36 fill PROPERTY_MONEY with "money"

Elseif WHATWASTAKEN eq 11 AND eq (any of) 12-36 fill PROPERTY_MONEY with "property and money"

Else fill PROPERTY_MONEY with "property".

Type: String

Length: 35

- Don't Know
- Refuse
- Empty

- On Input
- On Output

Array:

Special Instructions: This ITEM is an Editing/Coding instrument item.

Skip Instructions: If WHATWASTAKEN eq 15,16 goto PERMISSIONGIVEN
Else goto ARTICLEINCAR

OTHERSOWNEDSTOLENPROPERTY

BNCVS2.THEFT_MV.OTHERSOWNEDSTOLENPROPERTY

Field

Description: Which household members did the property belong to - theft

Form Pane Label: Which HH members

SAS Name:

Tag Name: OTHERSOWNEDSTOLENPROPERTY

Inherited Universe: INCINDEX ge 1 and SKIPMID ne 1

Universe: WHOOWNEDSTOLENPROPERTY eq 2, 3

Universe Description:

Question Text: * If not sure, ask:

Besides ^THERESPONDENT_NAME, which household member(s) owned the stolen ^PROPERTY_MONEY?

* Enter appropriate line number(s).

Fills: THERESPONDENT_NAME

Instructions: If SELFPROXY eq 2 fill THERESPONDENT_NAME with "the respondent"
Else fill THERESPONDENT_NAME with ^NAME.

Fills: PROPERTY_MONEY

Instructions: If ATTEMPTTHEFTWHAT eq 11 AND ne 12-26 fill PROPERTY_MONEY with "money"
Elseif ATTEMPTTHEFTWHAT eq 11 AND eq (any of) 12-26 fill PROPERTY_MONEY with "property and money"
Elseif ATTEMPTTHEFTWHAT ne 11 AND eq (any of) 12-26 fill PROPERTY_MONEY with "property".

Elseif WHATWASTAKEN eq 11 AND ne 12-36 fill PROPERTY_MONEY with "money"

Elseif WHATWASTAKEN eq 11 AND eq (any of) 12-36 fill PROPERTY_MONEY with "property and money"
Else fill PROPERTY_MONEY with "property".

Type: Set

Max Number of Values:

Length: 2

Answer List: Household_Property_Answer_Category_40

Value:	Mnemonic:	Description:
1		^L_NO ^NAME
2		^L_NO ^NAME
3		^L_NO ^NAME
4		^L_NO ^NAME
5		^L_NO ^NAME
6		^L_NO ^NAME
7		^L_NO ^NAME
8		^L_NO ^NAME
9		^L_NO ^NAME
10		^L_NO ^NAME
11		^L_NO ^NAME
12		^L_NO ^NAME
13		^L_NO ^NAME
14		^L_NO ^NAME
15		^L_NO ^NAME
16		^L_NO ^NAME
17		^L_NO ^NAME
18		^L_NO ^NAME
19		^L_NO ^NAME
20		^L_NO ^NAME
21		^L_NO ^NAME
22		^L_NO ^NAME
23		^L_NO ^NAME
24		^L_NO ^NAME
25		^L_NO ^NAME
26		^L_NO ^NAME
27		^L_NO ^NAME
28		^L_NO ^NAME
29		^L_NO ^NAME
30		^L_NO ^NAME
40		Household property

- Don't Know
- Refuse
- Empty

- On Input
- On Output

Array:

Special Instructions: The answer type for this field will comprise of all household members.

So a roster will need to be created and filled based on the people listed on the household roster where PELIG It 9.

If precode 40 is entered for "household property" (i.e. property owned by all household members) then all eligible household members should be marked. -- THIS IS NOT CORRECT, IF PRECODE 40 IS MARKED DO NOT MARK OTHER LINE NUMBERS SINCE MULTIPLE STOLEN ITEMS CAN BE OWNED BY MULTIPLE PERSONS AND NOT NECESSARILY BY ENTIRE HHLD. OUR PROCEDURES ARE FOR THE FRS TO MARK 40 AND OTHER LINE NUMBERS WHEN DIFFERENT OWNERSHIP SITUATIONS EXISTS (-cds 11.01.07)

This ITEM is an Editing/Coding instrument item.

Skip Instructions: If ATTEMPTTHEFTLNS eq (RESPONDENTLINE or eq L_NO for a person with MEMBER ne 1 or gt HIGHLNO) goto OTHERSOWNED_CK
Elseif WHATWASTAKEN eq 15,16 goto PERMISSIONGIVEN
Else go to ARTICLEINCAR

Check

OTHERSOWNED_CK
BNCVS2.THEFT_MV.OTHERSOWNED_CK

Description: Hard edit check for invalid line numbers entered at OTHERSOWNEDSTOLENPROPERTY

Inherited Universe: INCINDEX ge 1 and SKIPMID ne 1

Universe: OTHERSOWNEDSTOLENPROPERTY eq RESPONDENTLINE or\
eq L_NO for a person with MEMBER ne 1 or \
gt HIGHLNO

Universe Description: Line number entered is invalid (i.e. respondent's line number for self or proxy interview),
linenumber for a nonmember, linenumber that is not valid based on highest line number
in the household roster, or a line number for a person under age 12.

Text: ♦ You selected an invalid line number.

Check Instructions:

Type: Hard

Skip Instructions: OTHERSOWNEDSTOLENPROPERTY

PERMISSIONGIVEN

Field

BNCVS2.THEFT_MV.PERMISSIONGIVEN

Description: Had permission ever been given to use the vehicle

Form Pane Label: Gave permission

SAS Name:

Tag Name: PERMISSIONGIVEN

Inherited Universe: INCINDEX ge 1 and SKIPMID ne 1

Universe: WHATWASTAKEN eq 15,16

Universe Description:

Question Text: Had permission to use the ^CAR_MOTORVEHICLE ever been given to the ^OFFENDER_OFFENDERS?

Fills: CAR_MOTORVEHICLE

Instructions: If WHATWASTAKEN eq 15 fill CAR_MOTORVEHICLE with "car"

Elseif WHATWASTAKEN eq 6 fill CAR_MOTORVEHICLE with "motor vehicle"

Elseif WHATWASTAKEN eq 5 AND 6 fill CAR_MOTORVEHICLE with "car and other motor vehicle".

Fills: OFFENDER_OFFENDERS

Instructions: If ONEORMOREOFFENDERS eq 2 fill OFFENDER_OFFENDERS with "offenders"

Elseif ONEORMOREOFFENDERS eq 1, 3, RF, or "empty" fill OFFENDER_OFFENDERS with "offender".

Type: Enumerated

Length: 1

Answer List: TYes_No_Dk

Value:	Mnemonic:	Description:
1		Yes
2		No
3		Don't know

- Don't Know
 Refuse
 Empty

- On Input
 On Output

Store Instructions: **NO LONGER NEEDED, THIS IS HANDLED IN THE FILL INSTRUCTIONS**

Store <0> in index2

If WHATWASTAKEN eq 15 then add 1 to index2

If WHATWASTAKEN eq 16 then add 3 to index2

Array:

Special Instructions: This ITEM is an Editing/Coding instrument item.

Skip Instructions: If PERMISSIONGIVEN eq 1,RF goto RETURNCAR

Elseif PERMISSIONGIVEN eq 2,3 and WHATWASTAKEN eq 30 goto
NUMBERHANDGUNS

Elseif PERMISSIONGIVEN eq 2,3 and WHATWASTAKEN eq 31 goto
NUMBERFIREARMS

Elseif PERMISSIONGIVEN eq 2,3 and WHATWASTAKEN in 11..13 goto
CASHONPERSON

Else goto OTHERONPERSON

RETURNCAR

Field

BNCVS2.THEFT_MV.RETURNCAR

Description: Was the vehicle returned

Form Pane Label: Car returned

SAS Name:

Tag Name: RETURNCAR

Inherited Universe: INCINDEX ge 1 and SKIPMID ne 1

Universe: PERMISSIONGIVEN eq 1, RF

Universe Description:

Question Text: Did the offender return the ^CAR_MOTORVEHICLE this time?

Fills: CAR_MOTORVEHICLE

Instructions: If WHATWASTAKEN eq 15 fill CAR_MOTORVEHICLE with "car"

Elseif WHATWASTAKEN eq 6 fill CAR_MOTORVEHICLE with "motor vehicle"

Elseif WHATWASTAKEN eq 5 AND 6 fill CAR_MOTORVEHICLE with "car and other motor vehicle".

Type: Enumerated

Length: 1

Answer List: TYesNo

Value:	Mnemonic:	Description:
1	Yes	Yes
2	No	No

- Don't Know
- Refuse
- Empty

- On Input
- On Output

Store Instructions: **NO LONGER NEEDED, THIS IS HANDLED IN THE FILL INSTRUCTIONS**

Store <0> in index2

If WHATWASTAKEN eq 15 then add 1 to index2

If WHATWASTAKEN eq 16 then add 3 to index2

Array:

Special Instructions: This ITEM is an Editing/Coding instrument item.

Skip Instructions: If WHATWASTAKEN eq 30 goto NUMBERHANDGUNS
Elseif WHATWASTAKEN eq 31 goto NUMBERFIREARMS
Elseif WHATWASTAKEN in 11..13 goto CASHONPERSON
Else goto OTHERONPERSON

ARTICLEINCAR

Field

BNCVS2.THEFT_MV.ARTICLEINCAR

Description: Were items in or attached to a motor vehicle - theft

Form Pane Label: Items in motor vehicle

SAS Name:

Tag Name: ARTICLEINCAR

Inherited Universe: INCINDEX ge 1 and SKIPMID ne 1

Universe: THEFT eq 1 and WHATWASTAKEN ne empty and [(WHATWASTAKEN not ONLY eq 15) or (WHATWASTAKEN not ONLY eq 16) or (WHATWASTAKEN not only eq 15 AND 16)]

Universe Description:

Question Text: ♦ Ask or verify:

**^WAS_WERETHEARTICLES_C IN or ATTACHED to a motor vehicle when
^ITWAS_THEYWERE taken?**

Fills: WAS_WERETHEARTICLES_C

Instructions: If only one answer category marked in ATTEMPTTHEFTWHAT or WHATWASTAKEN fill WAS_WERETHEARTICLES_C with "Was the article"
Else if ATTEMPTTHEFTWHAT eq 27 or WHATWASTAKEN eq 37 fill WAS_WERETHEARTICLES_C with "Was the article"
Else if ATTEMPTTHEFTWHAT or WHATWASTAKEN eq "CTRL + R" fill WAS_WERETHEARTICLES_C with "Was the article"
Else if more than one answer category marked in ATTEMPTTHEFTWHAT or WHATWASTAKEN fill WAS_WERETHEARTICLES_C with "Were the articles".

Fills: ITWAS_THEYWERE

Instructions: If only one answer category marked in WHATWASTAKEN fill ITWAS_THEYWERE with "it was"
Else fill ITWAS_THEYWERE with "they were".

Type: Enumerated

Length: 1

Answer List: TYesNo

Value:	Mnemonic:	Description:
1	Yes	Yes
2	No	No

- Don't Know
- Refuse
- Empty

- On Input
- On Output

Array:

Special Instructions: This ITEM is an Editing/Coding instrument item.

Skip Instructions: If WHATWASTAKEN eq 30 goto NUMBERHANDGUNS
Elseif WHATWASTAKEN eq 31 goto NUMBERFIREARMS
Elseif WHATWASTAKEN in 11..13 goto CASHONPERSON
Else goto OTHERONPERSON

NUMBERHANDGUNS

Field

BNCVS2.THEFT_MV.NUMBERHANDGUNS

Description: Number of handguns stolen

Form Pane Label: Handguns

SAS Name:

Tag Name: NUMBERHANDGUNS

Inherited Universe: INCINDEX ge 1 and SKIPMID ne 1

Universe: WHATWASTAKEN eq 30

Universe Description:

Question Text: How many handguns were taken?

Type: Integer

Length: 2

Min: 1

Max: 97

Don't Know

Refuse

Empty

On Input

On Output

Array:

Special Instructions: This ITEM is an Editing/Coding instrument item.

Skip Instructions: If WHATWASTAKEN eq 31 goto NUMBERFIREARMS
Elseif WHATWASTAKEN in 11..13 goto CASHONPERSON
Else goto OTHERONPERSON

Field

NUMBERFIREARMS
BNCVS2.THEFT_MV.NUMBERFIREARMS

Description: Number of firearms stolen

Form Pane Label: Firearms

SAS Name:

Tag Name: NUMBERFIREARMS

Inherited Universe: INCINDEX ge 1 and SKIPMID ne 1

Universe: WHATWASTAKEN eq 31

Universe Description:

Question Text: How many other types of firearms were taken?

Type: Integer

Length: 2

Min: 1

Max: 97

Don't Know

Refuse

Empty

On Input

On Output

Array:

Special Instructions: This ITEM is an Editing/Coding instrument item.

Skip Instructions: If WHATWASTAKEN in 11..13 goto CASHONPERSON
Else goto OTHERONPERSON

CASHONPERSON

Field

BNCVS2.THEFT_MV.CASHONPERSON

Description: Was the cash/purse/wallet on their person - theft

Form Pane Label: Was cash on person

SAS Name:

Tag Name: CASHONPERSON

Inherited Universe: INCINDEX ge 1 and SKIPMID ne 1

Universe: WHATWASTAKEN = 11..13

Universe Description:

Question Text: [+Ask or verify:](#)

Was the ^CASH_PURSE_WALLET_T on ^YOUR_HIS_HER^NAMES person, for instance, in a pocket or being held?

Fills: CASH_PURSE_WALLET_T

Instructions: If WHATWASTAKEN eq 11 AND ne 12, 13 fill CASH_PURSE_WALLET with "cash"

Elseif WHATWASTAKEN eq 12 AND ne 11, 13 fill CASH_PURSE_WALLET with "purse"

Elseif WHATWASTAKEN eq 13 AND ne 11, 12 fill CASH_PURSE_WALLET with "wallet"

Elseif WHATWASTAKEN eq 11 AND 12 AND ne 13 fill CASH_PURSE_WALLET with "cash or purse"

Elseif WHATWASTAKEN eq 11 AND 13 AND ne 12 fill CASH_PURSE_WALLET with "cash or wallet"

Elseif WHATWASTAKEN eq 12 AND 13 AND ne 11 fill CASH_PURSE_WALLET with "purse or wallet"

Elseif WHATWASTAKEN eq 11 AND 12 AND 13 fill CASH_PURSE_WALLET with "cash, purse, or wallet".

Fills: YOUR_HIS_HER

Instructions: If SELFPROXY eq 2 fill YOUR_HIS_HER with "your"

Elseif SELFPROXY eq 4 AND SEX eq 1 fill YOUR_HIS_HER with "his"

Elseif SELFPROXY eq 4 AND SEX eq 2 fill YOUR_HIS_HER with "her"

Elseif SELFPROXY eq 4 AND SEX ne 1 or 2 fill YOUR_HIS_HER with ^NAME.
(fill with the first and last name of L_NO collecting demographic information for)

Fills: NAMES

**Instructions: If SELFPROXY eq 4 AND SEX is blank fill NAMES with ""s"
Else leave NAMES blank.**

Type: Enumerated
Length: 1

Answer List: TYesNo

Value:	Mnemonic:	Description:
1	Yes	Yes
2	No	No

Don't Know
 Refuse
 Empty

On Input
 On Output

Store Instructions: **NO LONGER NEEDED, THIS IS HANDLED IN THE FILL INSTRUCTIONS**

If WHATWASTAKEN eq 11 then add 1 to index3

If WHATWASTAKEN eq 12 then add 3 to index3

If WHATWASTAKEN eq 13 then add 5 to index3

Array:

Special Instructions: This ITEM is an Editing/Coding instrument item.

Skip Instructions: OTHERONPERSON

OTHERONPERSON

Field

BNCVS2.THEFT_MV.OTHERONPERSON

Description: Was the property on their person - theft

Form Pane Label: Property on person

SAS Name:

Tag Name: OTHERONPERSON

Inherited Universe: INCINDEX ge 1 and SKIPMID ne 1

Universe: WHATWASTAKEN or \
(OTHERONPERSON_CK and OTHERONPERSON is selected from the goto menu)

Universe Description:

Question Text: * Ask or verify:

Was there anything ^ELSE2 the ^OFFENDER_OFFENDERS took directly from ^YOU_HIM_HER, for instance, from ^YOUR_HIS_HER^NAMES pocket or hands, or something that ^YOU_HE_SHE ^WERE_WAS wearing?

* Exclude property not belonging to ^RESPONDENT_VICTIM or other household member.

Fills: ELSE2

Instructions: If WHATWASTAKEN eq 11 OR 12 OR 13 AND CASHONPERSON eq 1 fill ELSE2 with "else"
Else leave ELSE2 blank.

Fills: OFFENDER_OFFENDERS

Instructions: If ONEORMOREOFFENDERS eq 2 fill OFFENDER_OFFENDERS with "offenders"
Elseif ONEORMOREOFFENDERS eq 1, 3, RF, or "empty" fill OFFENDER_OFFENDERS with "offender".

Fills: YOU_HIM_HER

Instructions: If SELFPROXY eq 2 fill YOU_HIM_HER with "you"
Elseif SELFPROXY eq 4 AND SEX eq 1 fill YOU_HIM_HER with "him"
Elseif SELFPROXY eq 4 AND SEX eq 2 fill YOU_HIM_HER with "her"
Elseif SELFPROXY eq 4 AND SEX ne 1 or 2 fill YOU_HIM_HER with ^NAME.

Fills: YOUR_HIS_HER

Instructions: If SELFPROXY eq 2 fill YOUR_HIS_HER with "your"

Elseif SELFPROXY eq 4 AND SEX eq 1 fill YOUR_HIS_HER with "his"
Elseif SELFPROXY eq 4 AND SEX eq 2 fill YOUR_HIS_HER with "her"
Elseif SELFPROXY eq 4 AND SEX ne 1 or 2 fill YOUR_HIS_HER with ^NAME.
(fill with the first and last name of L_NO collecting demographic information for)

Fills: NAMES

Instructions: If SELFPROXY eq 4 AND SEX is blank fill NAMES with ""s"
Else leave NAMES blank.

Fills: YOU_HE_SHE

Instructions: If SELFPROXY eq 2 fill YOU_HE_SHE with "you"
Elseif SELFPROXY eq 4 AND SEX eq 1 fill YOU_HE_SHE with "he"
Elseif SELFPROXY eq 4 AND SEX eq 2 fill YOU_HE_SHE with "she"
Elseif SELFPROXY eq 4 AND SEX is blank fill YOU_HE_SHE with ^NAME.

Fills: WERE_WAS

Instructions: If SELFPROXY eq 2 fill WERE_WAS with "were"
Else fill WERE_WAS with "was".

Fills: RESPONDENT_VICTIM

Instructions: If SELFPROXY eq 2 fill RESPONDENT_VICTIM with "respondent"
Else fill RESPONDENT_VICTIM with "victim".

Type: Enumerated

Length: 1

Answer List: TYesNo

Value:	Mnemonic:	Description:
1	Yes	Yes
2	No	No

Don't Know
 Refuse
 Empty

On Input
 On Output

Array:

Special Instructions: This ITEM is an Editing/Coding instrument item.

Skip Instructions: (Until May 2009):

If OTHERONPERSON eq 1 and WHATWASTAKEN eq 14..36, RF goto
ITEMSTAKEN

Elseif OTHERONPERSON eq 2,RF and WHATWASTAKEN only eq 11,14 goto
ALLPARTRECOVERED

Else goto PROPERTYVALUE

(Starting in June 2009):

If OTHERONPERSON eq 1 and HHMEMBERPRESENT eq 2 goto
PICKPOCKET_CK

Elseif OTHERONPERSON eq 1 and WHATWASTAKEN ne 14..36 goto
OTHERONPERSON_CK

Elseif OTHERONPERSON eq 1 and WHATWASTAKEN eq 14..36, RF goto
ITEMSTAKEN

Elseif OTHERONPERSON ne 1 and CASHONPERSON eq 1 and
HHMEMBERPRESENT eq 2 goto PICKPOCKET_CK

Elseif OTHERONPERSON eq 2,RF and WHATWASTAKEN only eq 11,14 goto
ALLPARTRECOVERED

Else goto PROPERTYVALUE

Check

PICKPOCKET_CK
BNCVS2.THEFT_MV.PICKPOCKET_CK

Description: Edit check to verify presence when HHMEMBERPRESENT eq "No" , but CASHONPERSON or OTHERONPERSON are coded as if the offender stole something directly from the respondent.

Inherited Universe: INCINDEX ge 1 and SKIPMID ne 1

Universe: HHMEMBERPRESENT eq 2 and CASHONPERSON eq 1 or\
HHMEMBERPRESENT eq 2 and OTHERONPERSON eq 1

Universe Description: Respondent was not present, yet the offender stole something from their person.

Text: ✦ The answers to HHMEMBERPRESENT, CASHONPERSON and/or OTHERONPERSON are inconsistent.

✦ It was recorded that the respondent was not present, but it was also reported that the offender stole something directly from the respondent.

✦ Press the "Goto" button to return to HHMEMBERPRESENT, CASHONPERSON or OTHERONPERSON to resolve this issue or the "Suppress" button to accept the inconsistency.

Check Instructions: HHMEMBERPRESENT, CASHONPERSON and OTHERONPERSON should all be in the selection box of the edit check.

This edit check should be added in the Production June instrument.

Type: Soft

Skip Instructions: If "Suppress" is selected and OTHERONPERSON eq 1 and WHATWASTAKEN ne 14..36 goto OTHERONPERSON_CK
Elseif "Suppress" is selected and OTHERONPERSON eq 1 and WHATWASTAKEN eq 14..36, RF goto ITEMSTAKEN
Elseif "Goto" is selected goto HHMEMBERPRESENT, CASHONPERSON or OTHERONPERSON (depending on which item is selected in the selection field).
Else goto PROPERTYVALUE

OTHERONPERSON_CK

Check

BNCVS2.THEFT_MV.OTHERONPERSON_CK

Description: This edit check should appear when the respondent reports something other than cash, purse or wallet was stolen from their person, however only cash, purse or wallet was reported stolen in WHATWASTAKEN

Inherited Universe: INCINDEX ge 1 and SKIPMID ne 1

Universe: OTHERONPERSON eq 1 and WHATWASTAKEN ne 14..36

Universe Description: Other items taken from the person (OTHERONPERSON eq 1) when only cash, purse, or wallet reported stolen (WHATWASTAKEN in 11..13).

Text: * Only cash/purse/wallet reported as stolen in WHATWASTAKEN. If something else was taken from victim, it must first be reported in WHATWASTAKEN. If only cash/purse/wallet was taken from victim, go to OTHERONPERSON and enter "no".

Check Instructions: The interviewer will only have the choice of either
1) going to WHATWASTAKEN to enter something else that was stolen or
2) going to OTHERONPERSON to enter nothing else was stolen from the victim

Type: Hard

Skip Instructions: goto WHATWASTAKEN
goto OTHERONPERSON

Field

ITEMSTAKEN
BNCVS2.THEFT_MV.ITEMSTAKEN

Description: Which items did the offender take directly from the respondent

Form Pane Label: Which items

SAS Name:

Tag Name: ITEMSTAKEN

Inherited Universe: INCINDEX ge 1 and SKIPMID ne 1

Universe: OTHERONPERSON = 1 and WHATWASTAKEN = 14..36

Universe Description:

Question Text: Which items did the ^OFFENDER_OFFENDERS take directly from
^YOU_NAME?

✦ Exclude property not belonging to ^RESPONDENT_VICTIM or other household member.

ITEMS TAKEN:

Fills: OFFENDER_OFFENDERS

Instructions: If ONEORMOREOFFENDERS eq 2 fill OFFENDER_OFFENDERS with "offenders"

Elseif ONEORMOREOFFENDERS eq 1, 3, RF, or "empty" fill OFFENDER_OFFENDERS with "offender".

Fills: YOU_NAME

Instructions: If SELFPROXY eq 2 fill YOU_NAME with "you"

Else fill YOU_NAME with ^NAME.

Fills: RESPONDENT_VICTIM

Instructions: If SELFPROXY eq 2 fill RESPONDENT_VICTIM with "respondent"

Else fill RESPONDENT_VICTIM with "victim".

Type: Set

Max Number of Values:

Length: 2

Answer List: Items_Theft_On_Person

Value:	Mnemonic:	Description:
--------	-----------	--------------

14	Credit cards, checks, bank cards
15	Car
16	Other motor vehicle
17	Part of a motor vehicle
18	Unattached motor vehicle accessories or equipment
19	Gasoline or oil
20	Bicycle or parts
21	TV, DVD player, VCR, stereo, other household appliances
22	Silver, china, art objects
23	Other household furnishings
24	Portable electronic and photographic gear
25	Clothing, furs, luggage, briefcase
26	Jewelry, watch, keys
27	Collection of stamps, coins, etc.
28	Toys, sports and recreation equipment
29	Other personal and portable objects
30	Handgun (pistol, revolver)
31	Other firearm (rifle, shotgun)
32	Tools, machines, office equipment
33	Farm or garden produce, plants, fruit, logs
34	Animals - pet or livestock
35	Food or liquor
36	Other - Specify
40	All of the above

- Don't Know
- Refuse
- Empty

- On Input
- On Output

Array:

Special Instructions: The answer type for this field will comprise of all items marked in field WHATWASTAKEN, excluding cash, purse, or wallet (WHATWASTAKEN eq 11, 12, 13). So a roster will need to be created and filled based on the answers marked in WHATWASTAKEN (categories 14-36 are only ones that could be valid for ITEMSTAKEN).

The text in parenthesis was the store instructions, but moved here for reference purposes (Store 0 in index2, Do for index 14..36, If tabindex ne 0 then store tabindex in index2 and store ITEMSTAKEN text (c103 text in CASES) in table2

Store 0 in index4, Do for index6 14..36, If table2 ne blank then add 1 to index4 and store table2 in table3)

If precode 40 is entered, then only those precodes marked in field WHATWASTAKEN should be marked in this field; excluding cash, purse, wallet.

This ITEM is an Editing/Coding instrument item.

Need to add edit check for an invalid precode not entered in WHATWASTAKEN.
Skip pattern will need to be updated based on this situation.

Skip Instructions: PROPERTYVALUE

PROPERTYVALUE

Field

BNCVS2.THEFT_MV.PROPERTYVALUE

Description: Dollar amount of the value of the stolen property

Form Pane Label: Property value

SAS Name:

Tag Name: PROPERTYVALUE

Inherited Universe: INCINDEX ge 1 and SKIPMID ne 1

Universe: WHATWASTAKEN = 11..36, but does not only = 11, 14

Universe Description:

Question Text: What was the value of the PROPERTY that was taken? Include recovered property. (^CASH_CREDITCARDS If jointly owned with a nonhousehold member(s), include only the share owned by household members.)

- ✦ Enter total dollar value for all items taken
- ✦ Round to the nearest dollar
- ✦ Enter a number between 1-999,996
- ✦ If respondent is unsure, ask for an estimate

Fills: CASH_CREDITCARDS

Instructions: If WHATWASTAKEN eq 11 fill CASH_CREDITCARDS with "Exclude any stolen cash."

Elseif WHATWASTAKEN eq 14 fill CASH_CREDITCARDS with "Exclude any stolen checks or credit cards."

Elseif WHATWASTAKEN eq 11 AND 14 fill CASH_CREDITCARDS with "Exclude any stolen cash, checks, or credit cards."

Type: Real / decimal

Length: 6

Min: 0

Max: 999996

- Don't Know
- Refuse
- Empty

On Input

On Output

Array:

Special Instructions: Use a currency mask in the form pane, so displays as \$_____ with the dollar sign to the left of the answer field.

The interviewer should not be allowed to enter decimals, only whole dollar amounts.

This ITEM is an Editing/Coding instrument item.

Skip Instructions: If PROPERTYVALUE = 0..999996 goto DECIDEDVALUE
Else goto ALLPARTRECOVERED

DECIDEDVALUE

Field

BNCVS2.THEFT_MV.DECIDEDVALUE

Description: How respondent decided the value of the stolen property

Form Pane Label: How decided value

SAS Name:

Tag Name: DECIDEDVALUE

Inherited Universe: INCINDEX ge 1 and SKIPMID ne 1

Universe: PROPERTYVALUE eq 0-999996

Universe Description:

Question Text: How did ^YOU_NAME decide the value of the property that was taken?

✦ **Probe:** (Any other way?)

✦ Enter all that apply, separate with commas.

Fills: YOU_NAME

Instructions: If SELFPROXY eq 2 fill YOU_NAME with "you"
Else fill YOU_NAME with ^NAME.

Type: Set

Max Number of Values:

Length: 2

Answer List: Decided_Value

Value:	Mnemonic:	Description:
11		Original cost
12		Replacement cost
13		Personal estimate of current value
14		Insurance report estimate
15		Police estimate
16		Don't know
17		Other - Specify

- Don't Know
 Refuse
 Empty

- On Input
- On Output

Array:

Special Instructions: This ITEM is an Editing/Coding instrument item.

Skip Instructions: If DECIDEDVALUE in 11..16, RF goto ALLPARTRECOVERED
Else goto DECIDEDVALUE_SPEC

DECIDEDVALUE_SPEC

Field

BNCVS2.THEFT_MV.DECIDEDVALUE_SPEC

Description: Write-in entry for how respondent decided the value of the stolen property

Form Pane Label: How decided Specify

SAS Name:

Tag Name: DECIDEDVALUE_SPEC

Inherited Universe: INCINDEX ge 1 and SKIPMID ne 1

Universe: DECIDEDVALUE = 17

Universe Description:

Question Text: [+ Please specify how the value of the property that was taken was decided.](#)

Type: String

Length: 35

- Don't Know
- Refuse
- Empty

- On Input
- On Output

Array:

Special Instructions: This ITEM is an Editing/Coding instrument item.

Skip Instructions: ALLPARTRECOVERED

Field

ALLPARTRECOVERED
BNCVS2.THEFT_MV.ALLPARTRECOVERED

Description: Was any of the stolen property recovered

Form Pane Label: Recovered

SAS Name:

Tag Name: ALLPARTRECOVERED

Inherited Universe: INCINDEX ge 1 and SKIPMID ne 1

Universe: WHATWASTAKEN

Universe Description:

Question Text: Was all or part of the stolen ^PROPERTY_MONEY recovered, not counting anything received from insurance?

Fills: PROPERTY_MONEY

Instructions: If ATTEMPTTHEFTWHAT eq 11 AND ne 12-26 fill PROPERTY_MONEY with "money"

Elseif ATTEMPTTHEFTWHAT eq 11 AND eq (any of) 12-26 fill PROPERTY_MONEY with "property and money"

Elseif ATTEMPTTHEFTWHAT ne 11 AND eq (any of) 12-26 fill PROPERTY_MONEY with "property".

Elseif WHATWASTAKEN eq 11 AND ne 12-36 fill PROPERTY_MONEY with "money"

Elseif WHATWASTAKEN eq 11 AND eq (any of) 12-36 fill PROPERTY_MONEY with "property and money"

Else fill PROPERTY_MONEY with "property".

Type: Enumerated

Length: 1

Answer List: All_Part_None

Value:	Mnemonic:	Description:
1		All
2		Part
3		None

- Don't Know
- Refuse
- Empty

- On Input
 On Output

Store Instructions: Store 0 in index2
Do for index 11..36
If tabindex ne 0 then store tabindex in index2 and store ITEMSTAKEN_text
(c103_text in CASES) in table2

Store 0 in index4
Do for index6 11..36
If table2 ne blank then add 1 to index4 and store table2 in table3

Array:

Special Instructions: The answer type for this field will comprise of all items marked in field
WHATWASTAKEN

So a roster will need to be created and filled based on the answers marked in
WHATWASTAKEN

This ITEM is an Editing/Coding instrument item.

Skip Instructions: If ALLPARTRECOVERED eq 1 and WHATWASTAKEN eq 12, 13, 15..37, RF goto
RECOVEREDCASHVALUE
Elseif ALLPARTRECOVERED eq 2 goto WHATRECOVERED
Else goto RECOVEREDINSURANCE

Field

WHATRECOVERED

BNCVS2.THEFT_MV.WHATRECOVERED

Description: What items were recovered

Form Pane Label: What was recovered

SAS Name:

Tag Name: WHATRECOVERED

Inherited Universe: INCINDEX ge 1 and SKIPMID ne 1

Universe: ALLPARTRECOVERED eq 2

Universe Description:

Question Text: What was recovered?

✦ **Probe:** (Anything else?)

✦ Enter all that apply, separate with commas.

Type: Set

Max Number of Values:

Length: 6

Answer List: What_Recovered

Value:	Mnemonic:	Description:
1	Cash	Cash
2		Purse
3		Wallet
4		Credit cards, checks, bank cards
5		Car or other motor vehicle
6		Property other than the above

- Don't Know
 Refuse
 Empty

- On Input
 On Output

Array:

Special Instructions: This ITEM is an Editing/Coding instrument item.

Skip Instructions: If WHATRECOVERED eq 1 and AMOUNTCASHTAKEN ne 1-999996,DK,RF OR
WHATRECOVERED eq 2 and WHATWASTAKEN eq entry but ne 12 OR
WHATRECOVERED eq 3 and WHATWASTAKEN eq entry but ne 13 OR
WHATRECOVERED eq 4 and WHATWASTAKEN eq entry but ne 14 OR
WHATRECOVERED eq 5 and WHATWASTAKEN eq entry but ne 15,16 OR
WHATRECOVERED eq 6 and WHATWASTAKEN eq entry but ne 17..36
goto WHAT_RECOVERED_CK
Elseif WHATRECOVERED eq 1 goto CASHRECOVERED
Elseif WHATRECOVERED eq 2,3 goto CONTAINMONEY
Elseif WHATRECOVERED only eq 4 goto RECOVEREDINSURANCE
Elseif WHATRECOVERED eq RF goto RECOVEREDINSURANCE
Else goto RECOVEREDCASHVALUE

Check

WHAT_RECOVERED_CK
BNCVS2.THEFT_MV.WHAT_RECOVERED_CK

Description: Cash, purse, wallet, car, or other property reported recovered but not reported as stolen.

Inherited Universe: INCINDEX ge 1 and SKIPMID ne 1

Universe: WHATRECOVERED eq 1 and AMOUNTCASHTAKEN ne 1-999996,DK,RF OR\
WHATRECOVERED eq 2 and WHATWASTAKEN eq entry but ne 12 OR\
WHATRECOVERED eq 3 and WHATWASTAKEN eq entry but ne 13 OR\
WHATRECOVERED eq 4 and WHATWASTAKEN eq entry but ne 14 OR \
WHATRECOVERED eq 5 and WHATWASTAKEN eq entry but ne 15,16 OR \
WHATRECOVERED eq 6 and WHATWASTAKEN eq entry but ne 17..36

Universe Description: The entry in WHATRECOVERED does not match the entries in WHATWASTAKEN or AMOUNTCASHTAKEN. For example, in WHATRECOVERED the FR marked Precode 5, but a car or motor vehicle were not marked as stolen in WHATWASTAKEN

Text: [✦ Invalid entry. You reported something was recovered that was not reported as stolen.](#)

Check Instructions:

Type: Hard

Skip Instructions: If GOTO allow return to WHATWASTAKEN or WHATRECOVERED

CONTAINMONEY

Field

BNCVS2.THEFT_MV.CONTAINMONEY

Description: Did the recovered purse or wallet contain any money

Form Pane Label: Did it contain money

SAS Name:

Tag Name: CONTAINMONEY

Inherited Universe: INCINDEX ge 1 and SKIPMID ne 1

Universe: WHATRECOVERED = 2, 3

Universe Description:

Question Text: Did ^PURSE_WALLET contain any money?

Fills: PURSE_WALLET

Instructions: If WHATRECOVERED eq 2 and 3 fill PURSE_WALLET with "the recovered purse and wallet"

Elseif WHATRECOVERED eq 2 fill PURSE_WALLET with "the recovered purse"

Elseif WHATRECOVERED eq 3 fill PURSE_WALLET with "the recovered wallet"

Type: Enumerated

Length: 1

Answer List: TYesNo

Value:	Mnemonic:	Description:
1	Yes	Yes
2	No	No

Don't Know

Refuse

Empty

On Input

On Output

Array:

Special Instructions: This ITEM is an Editing/Coding instrument item.

Skip Instructions: If CONTAINMONEY = 1 goto CASHRECOVERED
Else goto RECOVEREDCASHVALUE

Field

CASHRECOVERED
BNCVS2.THEFT_MV.CASHRECOVERED

Description: How much cash was recovered

Form Pane Label: Cash recovered

SAS Name:

Tag Name: CASHRECOVERED

Inherited Universe: INCINDEX ge 1 and SKIPMID ne 1

Universe: WHATRECOVERED eq 1 or\
CONTAINMONEY eq 1

Universe Description:

Question Text: ♦ If necessary: How much cash was recovered?

CASH REPORTED TAKEN: \$^CASHTAKEN.00

♦ Round to the nearest dollar

♦ Enter a number between 1-999,996

Fills: CASHTAKEN

Instructions: Fill CASHTAKEN with the entry from AMOUNTCASHTAKEN.

Type: Real / decimal

Length: 6

Min: 0

Max: 999996

Don't Know

Refuse

Empty

On Input

On Output

Array:

Special Instructions: Use a currency mask in the form pane, so displays as \$_____ with the dollar sign to the left of the answer field.

The interviewer should not be allowed to enter decimals, only whole dollar amounts.

This ITEM is an Editing/Coding instrument item.

Skip Instructions: If CASHRECOVERED eq 1-999996 and gt AMOUNTCASHTAKEN entry of 1-999996
goto CASH_CHK
Elseif WHATRECOVERED ne 2, 3, 5, 6, RF goto RECOVEREDINSURANCE
Else goto RECOVEREDCASHVALUE

Check

CASH_CK
BNCVS2.THEFT_MV.CASH_CK

Description: Hard edit check when the amount of cash reported stolen is greater than the amount of cash reported recovered

Inherited Universe: INCINDEX ge 1 and SKIPMID ne 1

Universe: CASHRECOVERED eq 1-999996 and is gt AMOUNTCASHTAKEN entry of 1-999996

Universe Description: Amount of cash recovered is \$1-\$999,996 and is greater than the amount of cash stolen value of \$1-\$999,996

Text: ♦ The amount of cash reported stolen, ^CASHTAKEN is less than the amount of cash reported recovered, ^CASHRECOVERED.

Check Instructions: Both AMOUNTOFCASHTAKEN and CASHRECOVERED should be in the lower window in order to navigate to the two items that evoked the edit check.

Type: Hard

Skip Instructions: Goto AMOUNTOFCASHTAKEN (to change entry) or CASHRECOVERED (to change entry) depending on which item is highlighted in the lower window of the edit check.

Fills: CASHTAKEN

Instructions: Fill CASHTAKEN with the entry from AMOUNTCASHTAKEN.

Fills: CASHRECOVERED

Instructions: Fill CASHRECOVERED with the entry from CASHRECOVERED

RECOVEREDCASHVALUE

Field

BNCVS2.THEFT_MV.RECOVEREDCASHVALUE

Description: What was the value of the property after it was recovered

Form Pane Label: Recovered prop value

SAS Name:

Tag Name: RECOVEREDCASHVALUE

Inherited Universe: INCINDEX ge 1 and SKIPMID ne 1

Universe: (WHATWASTAKEN ne "empty" and not only eq 11, 14 and ALLPARTRECOVERED eq 1) or \
(ALLPARTRECOVERED eq 2 and WHATRECOVERED eq 2,3,5,6)

Universe Description:

Question Text: Considering any damage, what was the value of the property after it was recovered? ^DONOTINCLUDE

✦ If value of recovered property is the same as value of property taken then enter the amount below.

VALUE OF PROPERTY TAKEN: \$^PROPVALUE.00

✦ Round to the nearest dollar

✦ Enter a number between 1-999,996

Fills: PROPVALUE

Instructions: Fill PROPVALUE with entry from PROPERTYVALUE.

Type: Integer

Length: 6

Min: 0

Max: 999996

Don't Know

Refuse

Empty

On Input

On Output

Array:

Special Instructions: REMEMBER TO ADD IN EDIT when c108 gt c104 - DONE 2/3/06 cjl

This ITEM is an Editing/Coding instrument item.

Skip Instructions: If RECOVEREDCASHVALUE eq 1-999996 and gt PROPERTYVALUE entry of 1-999996 goto PROPERTYVALUE_CHK
Else goto RECOVEREDINSURANCE

PROPERTYVALUE_CK

Check

BNCVS2.THEFT_MV.PROPERTYVALUE_CK

Description: Soft edit check when the value of the property that was recovered is greater than the value of the property that was taken

Inherited Universe: INCINDEX ge 1 and SKIPMID ne 1

Universe: RECOVEREDCASHVALUE eq 1-999996 and is gt PROPERTYVALUE entry of 1-999996

Universe Description: Value of property recovered is \$1-\$999,996 and is greater than the value of stolen property, which is an entry of \$1-\$999,996

Text: ♦ The value of the property that was recovered, ^RECPROPVALUE, is greater than the value of the property that was taken, ^PROPVALUE.

Check Instructions: GOTO should allow options for selecting to goto RECOVEREDCASHVALUE and PROPERTYVALUE

Type: Soft

Skip Instructions: If 'GOTO' is selected goto RECOVEREDCASHVALUE or PROPERTYVALUE
If 'SUPPRESS' is selected goto RECOVEREDINSURANCE

Fills: RECPROPVALUE

Instructions: Fill RECPROPVALUE with RECOVEREDCASHVALUE.

Fills: PROPVALUE

Instructions: Fill PROPVALUE with entry from PROPERTYVALUE.

Field

RECOVEREDINSURANCE

BNCVS2.THEFT_MV.RECOVEREDINSURANCE

Description: Theft reported to insurance company

Form Pane Label: Reported to insurance

SAS Name:

Tag Name: RECOVEREDINSURANCE

Inherited Universe: INCINDEX ge 1 and SKIPMID ne 1

Universe: THEFT=1

Universe Description:

Question Text: Was the theft reported to an insurance company?

Type: Enumerated

Length: 1

Answer List: Yes_No_Dk_Reported_To_Insurance

Value:	Mnemonic:	Description:
1		Yes
2		No
3		Don't know
4		Don't have insurance

- Don't Know
- Refuse
- Empty

- On Input
- On Output

Array:

Special Instructions: This ITEM is an Editing/Coding instrument item.

Skip Instructions: DAMAGED

NCVS2SEC5INTID

Field

BNCVS2.THEFT_MV.NCVS2SEC5INTID

Description: ID of the FR who completed the NCVS 2, Section 5 block (TheftMV)

Form Pane Label:

SAS Name:

Tag Name: ncvs2sec5intid

Inherited Universe: INCINDEX ge 1 and SKIPMID ne 1

Universe:

Universe Description:

Question Text:

Type: Classification

Length: 3

- Don't Know
- Refuse
- Empty

- On Input
- On Output

Store Instructions: If ((ATTMPTTHEFT eq 2,3,RF or
ATTEMPTTHEFTITEMONPERSON eq 2,RF or
ATTEMPTTHEFTITEMS in 14-26,40,DK,RF or
RECOVEREDINSURANCE eq 1,2,3,4,RF) AND NCVS2SEC5INTID is empty)
store INTID in NCVS2SEC5INTID and
store USERID in NCVS2SEC5JBID

Array:

Field

NCVS2SEC5JBID
BNCVS2.THEFT_MV.NCVS2SEC5JBID

Description: James Bond ID of the FR who completed the NCVS 2, Section 5 block (TheftMV)

Form Pane Label:

SAS Name:

Tag Name: ncvs2sec5jbid

Inherited Universe: INCINDEX ge 1 and SKIPMID ne 1

Universe:

Universe Description:

Question Text:

Type: Classification

Length: 8

- Don't Know
- Refuse
- Empty

- On Input
- On Output

Store Instructions: If ((ATTMPTTHEFT eq 2,3,RF or
ATTEMPTTHEFTITEMONPERSON eq 2,RF or
ATTEMPTHEFTITEMS in 14-26,40,DK,RF or
RECOVEREDINSURANCE eq 1,2,3,4,RF) AND NCVS2SEC5JBID is empty)
store USERID in NCVS2SEC5JBID

Array:

DAMAGE_POLICE
BNCVS2.DAMAGE_POLICE

Block

Description: Property Damage, Police

Tab Name: Property Damage, Police

Fly Over Name:

Universe Type: If

Inherited Universe: INCINDEX ge 1 and SKIPMID ne 1

Universe:

Universe Description:

Array:

Block Instructions:

Field

DAMAGED

BNCVS2.DAMAGE_POLICE.DAMAGED

Description: Anything damaged, other than stolen property

Form Pane Label: Anything damaged

SAS Name:

Tag Name: DAMAGED

Inherited Universe: INCINDEX ge 1 and SKIPMID ne 1

Universe: THEFT

Universe Description:

Help Screen: H_DAMAGED_ENG

Question Text:

^OTHERTHANSTOLEN_WAS anything that belonged to ^YOU_NAME or other members of the household damaged in this incident?

***Probe: (For example, was [a lock or window broken/clothing damaged/damage done to a car], or something else?)**

Fills: OTHERTHANSTOLEN_WAS

Instructions: If THEFT eq 1 fill OTHERTHANSTOLEN_WAS with "Other than stolen property was"

Else fill OTHERTHANSTOLEN_WAS with "Was".

Fills: YOU_NAME

Instructions: If SELFPROXY eq 2 fill YOU_NAME with "you"

Else fill YOU_NAME with ^NAME.

Type: Enumerated

Length: 1

Answer List: TYesNo

Value:	Mnemonic:	Description:
1	Yes	Yes
2	No	No

Don't Know
 Refuse

Empty

On Input

On Output

Array:

Special Instructions: For the Spanish Help screen, use H_DAMAGED_SP.

This ITEM is an Editing/Coding instrument item.

Skip Instructions: If DAMAGED = 1 goto DAMAGEDREPAIRED
Else goto POLICEINFORMED

Field

DAMAGEDREPAIRED
BNCVS2.DAMAGE_POLICE.DAMAGEDREPAIRED

Description: Were the damaged items repaired or replaced

Form Pane Label: Replace damaged items

SAS Name:

Tag Name: DAMAGEDREPAIRED

Inherited Universe: INCINDEX ge 1 and SKIPMID ne 1

Universe: DAMAGED eq 1

Universe Description:

Question Text: [Was/Were] the damaged item(s) repaired or replaced?

Type: Enumerated

Length: 1

Answer List: Yes(All)_Yes(Part)_No(None)

Value:	Mnemonic:	Description:
1		Yes, all
2		Yes, part
3		No, none

Don't Know

Refuse

Empty

On Input

On Output

Array:

Special Instructions: This ITEM is an Editing/Coding instrument item.

Skip Instructions: If DAMAGEDREPAIRED eq 1,2 goto ACTCOSTREPAIRREPLACE
Elseif DAMAGEDREPAIRED eq 3,DK,RF goto ESTCOSTTOREPAIRREPLACE

ESTCOSTTOREPAIRREPLACE

Field

BNCVS2.DAMAGE_POLICE.ESTCOSTTOREPAIRREPLACE

Description: Estimated cost if items had been repaired/replaced

Form Pane Label: Est. cost to replace

SAS Name:

Tag Name: ESTCOSTTOREPAIRREPLACE

Inherited Universe: INCINDEX ge 1 and SKIPMID ne 1

Universe: DAMAGEDREPAIRED = 3, DK, RF

Universe Description:

Question Text: How much would it cost to repair or replace the damaged item(s)?

- ◆ Enter 0 for no cost
- ◆ Round to the nearest dollar
- ◆ Enter a number between 1-999,996

Type: Real / decimal

Length: 6

Min: 0

Max: 999996

- Don't Know
- Refuse
- Empty

- On Input
- On Output

Array:

Special Instructions: Use a currency mask in the form pane, so displays as \$_____ with the dollar sign to the left of the answer field.

The interviewer should not be allowed to enter decimals, only whole dollar amounts.

This ITEM is an Editing/Coding instrument item.

Skip Instructions: If ESTCOSTTOREPAIRREPLACE = 000001..999996, DK, RF goto PAIDREPAIRS
Else goto POLICEINFORMED

Field

ACTCOSTREPAIRREPLACE

BNCVS2.DAMAGE_POLICE.ACTCOSTREPAIRREPLACE

Description: Actual cost to repair/replace items

Form Pane Label: Actual cost to replace

SAS Name:

Tag Name: ACTCOSTREPAIRREPLACE

Inherited Universe: INCINDEX ge 1 and SKIPMID ne 1

Universe: DAMAGEDREPAIRED = 1,2

Universe Description:

Question Text: How much was the repair or replacement cost?

- ◆ Enter 0 for no cost
- ◆ Round to the nearest dollar
- ◆ Enter a number between 1-999,996

Type: Real / decimal

Length: 6

Min: 0

Max: 999996

- Don't Know
- Refuse
- Empty

- On Input
- On Output

Array:

Special Instructions: Use a currency mask in the form pane, so displays as \$_____ with the dollar sign to the left of the answer field.

The interviewer should not be allowed to enter decimals, only whole dollar amounts.

This ITEM is an Editing/Coding instrument item.

Skip Instructions: If ACTCOSTREPAIRREPLACE = 000001..999996, DK, RF goto PAIDREPAIRS
Else goto POLICEINFORMED

PAIDREPAIRS

Field

BNCVS2.DAMAGE_POLICE.PAIDREPAIRS

Description: Who paid for the items to be repaired/replaced

Form Pane Label: Who paid for

SAS Name:

Tag Name: PAIDREPAIRS

Inherited Universe: INCINDEX ge 1 and SKIPMID ne 1

Universe: ESTCOSTTOREPAIRREPLACE eq 000001..999996, DK, RF or
ACTCOSTREPAIRREPLACE eq 000001..999996, DK, RF

Universe Description:

Question Text: Who ^PAIDWILLPAY for the repairs or replacement?

✦ **Probe:** (Anyone else?)

✦ Enter all that apply, separate with commas.

Fills: PAIDWILLPAY

Instructions: If DAMAGEDREPAIRED eq 1 or 2 fill PAIDWILLPAY with "paid"
Else fill PAIDWILLPAY with "will pay"

Type: Set

Max Number of Values:

Length: 1

Answer List: Who_Pays_Repairs_Replacement

Value:	Mnemonic:	Description:
1		Items will not be repaired or replaced
2		Household member
3		Landlord or landlord's insurance
4		Victim's (or household's) insurance
5		Offender
6		Other - Specify

Don't Know

Refuse

Empty

- On Input
- On Output

Array:

Special Instructions: This ITEM is an Editing/Coding instrument item.

Skip Instructions: If PAIDREPAIRS eq 1..5,DK,RF goto POLICEINFORMED
Else goto PAIDREPAIRS_SPEC

PAIDREPAIRS_SPEC

BNCVS2.DAMAGE_POLICE.PAIDREPAIRS_SPEC

Field

Description: Write-in entry for who paid to repair/replace items

Form Pane Label: Who paid Specify

SAS Name:

Tag Name: PAIDREPAIRS_SPEC

Inherited Universe: INCINDEX ge 1 and SKIPMID ne 1

Universe: PAIDREPAIRS = 6

Universe Description:

Question Text: [+Please specify who \(paid/will pay\) for the repairs or replacement.](#)

Type: String

Length: 35

- Don't Know
- Refuse
- Empty

- On Input
- On Output

Array:

Special Instructions: This ITEM is an Editing/Coding instrument item.

Skip Instructions: Go to POLICEINFORMED

Field

POLICEINFORMED
BNCVS2.DAMAGE_POLICE.POLICEINFORMED

Description: Were the police informed about the incident

Form Pane Label: Police informed

SAS Name:

Tag Name: POLICEINFORMED

Inherited Universe: INCINDEX ge 1 and SKIPMID ne 1

Universe: DAMAGED

Universe Description:

Help Screen: H_POLICEINFORMED_ENG

Question Text:

Were the police informed or did they find out about this incident in any way?

Type: Enumerated

Length: 1

Answer List: TYes_No_Dk

Value:	Mnemonic:	Description:
1		Yes
2		No
3		Don't know

- Don't Know
- Refuse
- Empty

- On Input
- On Output

Array:

Special Instructions: For the Spanish Help screen, use H_POLICEINFORMED_SP.

This ITEM is an Editing/Coding instrument item.

Skip Instructions: If POLICEINFORMED eq 1 goto POLICEFINDOUT
Elseif POLICEINFORMED eq 2 goto NOTREPORTEDPOLICE
Else goto AGENCYHELP

POLICEFINDOUT

Field

BNCVS2.DAMAGE_POLICE.POLICEFINDOUT

Description: How did police find out about the incident

Form Pane Label: How police found out

SAS Name:

Tag Name: POLICEFINDOUT

Inherited Universe: INCINDEX ge 1 and SKIPMID ne 1

Universe: POLICEINFORMED eq 1

Universe Description:

Question Text: How did the police find out about it?

◆ Enter first precode that applies

◆ ^PROXYRESPONDENTINSTRUCTION

Fills: PROXYRESPONDENTINSTRUCTION

Instructions: If SELFPROXY eq 4 fill PROXYRESPONDENTINSTRUCTION with the interviewer instruction "<>We want the proxy respondent to answer the questions POLICEFINDOUT through ANYTHINGFURTHER_SPEC for himself/herself, not for the person for whom the interview is being taken.[n]"
Else leave PROXYRESPONDENTINSTRUCTION blank.

Type: Enumerated

Length: 1

Answer List: How_Police_Found_Out

Value:	Mnemonic:	Description:
11		Respondent
12		Other household member
13		Someone official called police (guard, apt. manager, school official, etc.)
14		Someone else
15		Police were at scene
16		Offender was a police officer
17		Some other way - Specify

Don't Know

Refuse

Empty

On Input

On Output

Array:

Special Instructions: This ITEM is an Editing/Coding instrument item.

Skip Instructions: If POLICEFINDOUT eq 11 goto REASONREPORT
Elseif POLICEFINDOUT eq 12..14 goto POLICEARRIVE
Elseif POLICEFINDOUT eq 15, DK, RF goto POLICEACTION
Elseif POLICEFINDOUT eq 16 goto POLICECONTACT
Else goto POLICEFINDOUT_SPEC

POLICEFINDOUT_SPEC

Field

BNCVS2.DAMAGE_POLICE.POLICEFINDOUT_SPEC

Description: Write-in entry for how the police found out about the incident

Form Pane Label: Police found out Specify

SAS Name:

Tag Name: POLICEFINDOUT_SPEC

Inherited Universe: INCINDEX ge 1 and SKIPMID ne 1

Universe: POLICEFINDOUT eq 17

Universe Description:

Question Text: [+ Please specify how the police found out about it.](#)

Type: String

Length: 35

- Don't Know
- Refuse
- Empty

- On Input
- On Output

Array:

Special Instructions: This ITEM is an Editing/Coding instrument item.

Skip Instructions: POLICECONTACT

Field

NOTREPORTEDPOLICE

BNCVS2.DAMAGE_POLICE.NOTREPORTEDPOLICE

Description: Reason why the respondent did not report the incident to the police

Form Pane Label: Why not reported

SAS Name:

Tag Name: NOTREPORTEDPOLICE

Inherited Universe: INCINDEX ge 1 and SKIPMID ne 1

Universe: POLICEINFORMED = 2

Universe Description: THIS WAS 3 SCREENS IN CASES BUT NOW ONE ITEM IN BLAISE

Help Screen: H_NOTREPORTED_ENG

Question Text:

What was the reason it was not reported to the police?

◆ **Probe:** (Can you tell me a little more? Any other reason?)

◆ Enter all that apply, separate with commas.

◆ ^PROXYRESPONDENTINSTRUCTION

Fills: PROXYRESPONDENTINSTRUCTION

Instructions: If SELFPROXY eq 4 fill PROXYRESPONDENTINSTRUCTION with the interviewer instruction "<>We want the proxy respondent to answer the questions POLICEFINDOUT through ANYTHINGFURTHER_SPEC for himself/herself, not for the person for whom the interview is being taken.[n]"
Else leave PROXYRESPONDENTINSTRUCTION blank.

Type: Set

Max Number of Values:

Length: 1

Answer List: Reason_Unreported_To_Police

Value:	Mnemonic:	Description:
11		<>DEALT WITH ANOTHER WAY[n] Reported to another official (guard, apt. manager, school official, etc.)
12		Private or personal matter or took care of it myself or informally; told offender's parent
13		<>NOT IMPORTANT ENOUGH TO RESPONDENT[n] Minor or unsuccessful

	crime, small or no loss, recovered property
14	Child offender(s), "kids stuff"
15	Not clear that it was a crime or that harm was intended
16	<>INSURANCE WOULDN'T COVER[n] No insurance, loss less than deductible, etc.
17	<>POLICE COULDN'T DO ANYTHING[n] Didn't find out until too late
18	Could not recover or identify property
19	Could not find or identify offender, lack of proof
20	<>POLICE WOULDN'T HELP[n] Police wouldn't think it was important enough, wouldn't want to be bothered or get involved
21	Police would be inefficient, ineffective (they'd arrive late or not at all, wouldn't do a good job, etc.)
22	Police would be biased, would harass/insult respondent, cause respondent trouble, etc.
23	Offender was a police officer
24	<>OTHER REASON[n] Did not want to get offender in trouble with the law
25	Was advised not to report to police
26	Afraid of reprisal by offender or others
27	Did not want to or could not take time - too inconvenient
28	Other - Specify
29	Respondent not present or doesn't know why it wasn't reported

- Don't Know
- Refuse
- Empty

- On Input
- On Output

Store Instructions: If NOTREPORTEDPOLICE = 11 store 1 in index,
If NOTREPORTEDPOLICE = 12 store 1 in index,
If NOTREPORTEDPOLICE = 13 store 1 in index,
If NOTREPORTEDPOLICE = 14 store 1 in index,
If NOTREPORTEDPOLICE = 15 store 1 in index,
If NOTREPORTEDPOLICE = 16 store 1 in index,
If NOTREPORTEDPOLICE = 17 store 1 in index,
If NOTREPORTEDPOLICE = 18 store 1 in index,
If NOTREPORTEDPOLICE = 19 store 1 in index,
If NOTREPORTEDPOLICE = 20 store 1 in index,
If NOTREPORTEDPOLICE = 21 store 1 in index,
If NOTREPORTEDPOLICE = 22 store 1 in index,
If NOTREPORTEDPOLICE = 23 store 1 in index,
If NOTREPORTEDPOLICE = 24 store 1 in index,

If NOTREPORTEDPOLICE = 25 store 1 in index,
If NOTREPORTEDPOLICE = 26 store 1 in index,
If NOTREPORTEDPOLICE = 27 store 1 in index,
If NOTREPORTEDPOLICE = 28 store 1 in index

Array:

Special Instructions: This ITEM is an Editing/Coding instrument item.

Skip Instructions: If NOTREPORTEDPOLICE eq 28 goto NOTREPORTEDPOLICE_SPEC
Elseif index gt 1 goto NOTREPORTIMPORTANT
Else goto AGENCYHELP

NOTREPORTEDPOLICE_SPEC

BNCVS2.DAMAGE_POLICE.NOTREPORTEDPOLICE_SPEC

Field

Description: Write-in entry for why the respondent did not report the incident to police

Form Pane Label: Not reported Specify

SAS Name:

Tag Name: NOTREPORTEDPOLICE_SPEC

Inherited Universe: INCINDEX ge 1 and SKIPMID ne 1

Universe: NOTREPORTEDPOLICE eq 28

Universe Description:

Question Text: [+ Please specify the reason it was not reported to the police.](#)

Type: String

Length: 35

- Don't Know
- Refuse
- Empty

- On Input
- On Output

Array:

Special Instructions: This ITEM is an Editing/Coding instrument item.

Skip Instructions: If index gt 1 goto NOTREPORTIMPORTANT
Else goto AGENCYHELP

Field

NOTREPORTIMPORTANT

BNCVS2.DAMAGE_POLICE.NOTREPORTIMPORTANT

Description: Most important reason - Not reported to police

Form Pane Label: Most important reason

SAS Name:

Tag Name: NOTREPORTIMPORTANT

Inherited Universe: INCINDEX ge 1 and SKIPMID ne 1

Universe: NOTREPORTEDPOLICE AND index gt 1

Universe Description:

Question Text: Which of these would you say was the most important reason why the incident was not reported to the police?

REASONS NOT REPORTED:

Type: Enumerated

Length: 2

Answer List: Reason_Unreported_Most_Important

Value:	Mnemonic:	Description:
11		Reported to another official (guard, apt. manager, school official, etc.)
12		Private or personal matter or took care of it myself or informally; told offender's parent
13		Minor or unsuccessful crime, small or no loss, recovered property
14		Child offender(s),
15		Not clear that it was a crime or that harm was intended
16		No insurance, loss less than deductible, etc.
17		Didn't find out until too late
18		Could not recover or identify property
19		Could not find or identify offender, lack of proof
20		Police wouldn't think it was important enough, wouldn't want to be bothered or get involved
21		Police would be inefficient, ineffective
22		Police would be biased, would harass/insult respondent, cause respondent trouble, etc.
23		Offender was a police officer

24 **Did not want to get offender in trouble with the law**

25 **Was advised not to report to police**

26	Afraid of reprisal by offender or others
27	Did not want to or could not take time - too inconvenient
28	Other - Specify
29	None more important No one reason more important

- Don't Know
- Refuse
- Empty

- On Input
- On Output

Array:

Special Instructions: The answer list for this field is comprised of all answer categories selected in NOTREPORTEDPOLICE. Therefore, a roster will need to be created and filled based on the answers marked in NOTREPORTEDPOLICE.

The text in parenthesis was the store instructions, but moved here for reference purposes (Store 0 in index2, Do for index 11..28, If tabindex ne 0 then store tabindex in index2 and store NOTREPORTEDPOLICE_text (c118_text in CASES) in table2 Store 0 in index4, Do for index6 11..28, If table2 ne blank then add 1 to index4 and store table2 in table3)

This ITEM is an Editing/Coding instrument item.

Need to add edit check for an invalid precode based on entry in NOTREPORTEDPOLICE.

Also need to update skip based on this situation.

Skip Instructions: AGENCYHELP

Field

REASONREPORT
 BNCVS2.DAMAGE_POLICE.REASONREPORT

Description: Reason why the respondent reported the incident to the police

Form Pane Label: Why reported

SAS Name:

Tag Name: REASONREPORT

Inherited Universe: INCINDEX ge 1 and SKIPMID ne 1

Universe: POLICEFINDOUT eq 11

Universe Description:

Help Screen: H_WHYREPORTED_ENG

Question Text:

Besides the fact that it was a crime, did YOU have any other reason for reporting this incident to the police?

✦ **Probe: (Any other reason?)**

✦ **Enter all that apply, separate with commas.**

Type: Set

Max Number of Values:

Length: 1

Answer List: Other_Reason(s)_For_Reporting_To_Police

Value:	Mnemonic:	Description:
11		<>TO GET HELP WITH THIS INCIDENT[n] Stop or prevent THIS incident from happening
12		Needed help after incident due to injury, etc.
13		<>TO RECOVER LOSS[n] To recover property
14		To collect insurance
15		<>TO GET OFFENDER[n] To prevent further crimes against respondent/respondent's household by this offender
16		To stop this offender from committing other crimes against anyone
17		To punish offender
18		Catch or find offender - other reason or no reason given
19		<>TO LET POLICE KNOW[n] To improve police surveillance of respondent's home, area, etc.
20		Duty to let police know about crime

21	<>OTHER[n] Other reason - Specify
22	No other reason

- Don't Know
- Refuse
- Empty

- On Input
- On Output

Store Instructions: If REASONREPORT eq 11 add 1 to index,
If REASONREPORT eq 12 add 1 to index,
If REASONREPORT eq 13 add 1 to index,
If REASONREPORT eq 14 add 1 to index,
If REASONREPORT eq 15 add 1 to index,
If REASONREPORT eq 16 add 1 to index,
If REASONREPORT eq 17 add 1 to index,
If REASONREPORT eq 18 add 1 to index,
If REASONREPORT eq 19 add 1 to index,
If REASONREPORT eq 20 add 1 to index,
If REASONREPORT eq 21 add 1 to index

This is no longer needed, but won't hurt to leave in. It is not needed since any entry other than 22 will go to item REPORTIMPORTANT. -cds 11.05.07

Array:

Special Instructions: This ITEM is an Editing/Coding instrument item.

Skip Instructions: (Until March 2009):

```
If REASONREPORT eq 21 goto REASONREPORT_SPEC
Elseif REASONREPORT eq 22 and any entry of 11 through 21 goto
REASONREPORT_CHK
Elseif REASONREPORT eq 22 goto POLICEARRIVE
Elseif REASONREPORT eq one or more entries in 11..21 goto
REPORTIMPORTANT
Else goto POLICEARRIVE
```

(Starting in April 2009):

```
If REASONREPORT eq 21 goto REASONREPORT_SPEC
Elseif REASONREPORT eq 13 and ATTEMPTTHEFT eq 2 goto
REPORTTORECOVER_CHK
Elseif REASONREPORT eq 22 and any entry of 11 through 21 goto
REASONREPORT_CHK
Elseif REASONREPORT eq 22 goto POLICEARRIVE
Elseif REASONREPORT eq one or more entries in 11..21 goto
REPORTIMPORTANT
```

Else goto POLICEARRIVE

REASONREPORT_CK
BNCVS2.DAMAGE_POLICE.REASONREPORT_CK

Check

Description: Edit check for REASONREPORT to prevent marking answer category 22 in conjunction with any other answer category.

Inherited Universe: INCINDEX ge 1 and SKIPMID ne 1

Universe: REASONREPORT eq 22 and REASONREPORT eq any entry of 11 through 21

Universe Description: Reason for reporting to police is "No other reason" (ie. this implies that "Because it was a crime was most important) and other reason(s) also marked

Text: ✦ Invalid entry. You cannot select answer category 22 "No other reason" along with any other answer category in this item.

Check Instructions:

Type: Hard

Skip Instructions: REASONREPORT

Field

REASONREPORT_SPEC
BNCVS2.DAMAGE_POLICE.REASONREPORT_SPEC

Description: Write-in entry for why the respondent reported the incident to police

Form Pane Label: Why reported Specify

SAS Name:

Tag Name: REASONREPORT_SPEC

Inherited Universe: INCINDEX ge 1 and SKIPMID ne 1

Universe: REASONREPORT eq 21

Universe Description:

Question Text: [+ Please specify other reason for reporting this incident to the police.](#)

Type: String

Length: 35

- Don't Know
- Refuse
- Empty

- On Input
- On Output

Array:

Special Instructions: This ITEM is an Editing/Coding instrument item.

Skip Instructions: (Until March 2009):

REPORTIMPORTANT

(Starting in April 2009):

If REASONREPORT eq 13 and ATTEMPTTHEFT eq 2 goto
REPORTTORECOVER_CK
Else goto REPORTIMPORTANT

REPORTTORECOVER_CK

Check

BNCVS2.DAMAGE_POLICE.REPORTTORECOVER_CK

Description: Edit check to verify whether a theft or attempted theft occurred when the incident was reported to the police to recover stolen property, but no theft or attempted theft were reported in THEFT and ATTEMPTTHEFT.

Inherited Universe: INCINDEX ge 1 and SKIPMID ne 1

Universe: REASONREPORT eq 13 and ATTEMPTTHEFT eq 2

Universe Description: Reported this incident to the police to recover stolen property when no theft or attempted theft was recorded in THEFT and ATTEMPTTHEFT.

Text: ♦ The answers to THEFT, ATTEMPTTHEFT and REASONREPORT are inconsistent.

♦ It was reported that no theft or attempted theft occurred, but it was then recorded that the respondent called the police to recover stolen property.

♦ Press the "Goto" button to return to THEFT, ATTEMPTTHEFT or REASONREPORT to resolve this issue or the "Suppress" button to accept the inconsistency.

Check Instructions: THEFT, ATTEMPTTHEFT and REASONREPORT should all be in the selection box of the edit check.

This edit check should be added in the Production April instrument.

Type: Soft

Skip Instructions: If "Suppress" is selected goto REPORTIMPORTANT
Elseif "Goto" is selected goto THEFT, ATTEMPTTHEFT or REASONREPORT
(depending on which item is selected in the selection field).
Else goto REASONREPORT

Field

REPORTIMPORTANT

BNCVS2.DAMAGE_POLICE.REPORTIMPORTANT

Description: Most important reason - Reported to police

Form Pane Label: Most important reason

SAS Name:

Tag Name: REPORTIMPORTANT

Inherited Universe: INCINDEX ge 1 and SKIPMID ne 1

Universe: REASONREPORT eq 11-21

Universe Description:

Question Text: Which of these would you say was the most important reason why the incident was reported to the police?

REASONS REPORTED TO POLICE:

Type: Enumerated

Length: 2

Answer List: Other_Reason(s)_For_Reporting_Most_Important

Value:	Mnemonic:	Description:
11		Stop or prevent THIS incident from happening
12		Needed help after incident due to injury, etc.
13		To recover property
14		To collect insurance
15		To prevent further crimes against respondent/respondent's household by this offender
16		To stop this offender from committing other crimes against anyone
17		To punish offender
18		Catch or find offender - other reason or no reason given
19		To improve police surveillance of respondent's home, area, etc.
20		Duty to let police know about crime
21		Other reason - Specify
22	Because was crime	Because it was a crime was most important
23		No one reason more important

- Don't Know
- Refuse
- Empty

- On Input
- On Output

Array:

Special Instructions: The answer type for this field will comprise of all categories (11 through 21) marked in field REASONREPORT plus the additional answer categories 22 (Because it was a crime was most important) and 23 (No one reason more important). Therefore, a roster will need to be created and filled based on the answers marked in REASONREPORT.

Additionally, you should always display answer categories 22 "Because it was a crime was most important" and 23 "No one reason more important" in the answer list for this item.

The text in parenthesis was the store instructions, but moved here for reference purposes (Store 0 in index2, Do for index 11..21, If tabindex ne 0 then store tabindex in index2 and store REASONREPORT_text (c120_text in CASES) in table2
Store 0 in index4, Do for index6 11..21, If table2 ne blank then add 1 to index4 and store table2 in table3)

This ITEM is an Editing/Coding instrument item.

Skip Instructions: Go to POLICEARRIVE

Field

POLICEARRIVE
BNCVS2.DAMAGE_POLICE.POLICEARRIVE

Description: Did police come when informed of incident

Form Pane Label: Did police arrive

SAS Name:

Tag Name: POLICEARRIVE

Inherited Universe: INCINDEX ge 1 and SKIPMID ne 1

Universe: POLICEFINDOUT eq 11,12,13,14

Universe Description:

Question Text: Did the police come when they found out about the incident?

Type: Enumerated

Length: 1

Answer List: Yes_No_Dk_RespWentToPolice

Value:	Mnemonic:	Description:
1		Yes
2		No
3		Don't know
4		Respondent went to police

- Don't Know
- Refuse
- Empty

- On Input
- On Output

Array:

Special Instructions: This ITEM is an Editing/Coding instrument item.

Skip Instructions: If POLICEARRIVE eq 1 goto TIMEPOLICEARRIVE
Elseif POLICEARRIVE eq 2,3,RF goto POLICECONTACT
Else goto POLICEACTION

TIMEPOLICEARRIVE

Field

BNCVS2.DAMAGE_POLICE.TIMEPOLICEARRIVE

Description: How soon did the police respond

Form Pane Label: How soon responded

SAS Name:

Tag Name: TIMEPOLICEARRIVE

Inherited Universe: INCINDEX ge 1 and SKIPMID ne 1

Universe: POLICEARRIVE = 1

Universe Description:

Question Text: How soon after the police found out did they respond? Was it within 5 minutes, within 10 minutes, an hour, a day, or longer?

✦ Enter the code for the first answer category that the respondent is sure of.

Type: Enumerated

Length: 1

Answer List: How_Soon_Police_Respond

Value:	Mnemonic:	Description:
1		Within 5 minutes
2		Within 10 minutes
3		Within an hour
4		Within a day
5		Longer than a day
6		Don't know how soon

- Don't Know
 Refuse
 Empty

- On Input
 On Output

Array:

Special Instructions: This ITEM is an Editing/Coding instrument item.

Skip Instructions: POLICEACTION

Field

POLICEACTION
BNCVS2.DAMAGE_POLICE.POLICEACTION

Description: What did the police do while they were there

Form Pane Label: What did police do

SAS Name:

Tag Name: POLICEACTION

Inherited Universe: INCINDEX ge 1 and SKIPMID ne 1

Universe: POLICEARRIVE eq 1 or 4 or \
POLICEFINDOUT eq 15,DK,RF

Universe Description:

Question Text: What did they do while they were ^HERE_THERE?

✦ **Probe:** (Anything else?)

✦ Enter all that apply, separate with commas.

Fills: HERE_THERE

Instructions: If **MODE** eq 0 (CAPI) AND **INTTYP** eq 1 (Personal Visit) fill **HERE_THERE** with "here"

Else fill **HERE_THERE** with "there".

Type: Set

Max Number of Values:

Length: 1

Answer List: Police_Activity_While_There

Value:	Mnemonic:	Description:
11		Took report
12		Searched/looked around
13		Took evidence (fingerprints, inventory, etc.)
14		Questioned witnesses or suspects
15		Promised surveillance
16		Promised to investigate
17		Made arrest
18		Other - Specify
19		Don't know

- Don't Know
- Refuse
- Empty

- On Input
- On Output

Array:

Special Instructions: This ITEM is an Editing/Coding instrument item.

Skip Instructions: If POLICEACTION eq 18 goto POLICEACTION_SPEC
Else goto POLICECONTACT

Field

POLICEACTION_SPEC
BNCVS2.DAMAGE_POLICE.POLICEACTION_SPEC

Description: Write-in entry for what police did while they were there

Form Pane Label: What police did Specify

SAS Name:

Tag Name: POLICEACTION_SPEC

Inherited Universe: INCINDEX ge 1 and SKIPMID ne 1

Universe: POLICEACTION eq 18

Universe Description:

Question Text: * Please specify what they did while they were ^HERE_THERE.

Fills: HERE_THERE

Instructions: If **MODE** eq 0 (CAPI) AND **INTTYP** eq 1 (Personal Visit) fill **HERE_THERE** with "here"
Else fill **HERE_THERE** with "there".

Type: String

Length: 35

- Don't Know
 Refuse
 Empty

- On Input
 On Output

Array:

Special Instructions: This ITEM is an Editing/Coding instrument item.

Skip Instructions: POLICECONTACT

POLICECONTACT

Field

BNCVS2.DAMAGE_POLICE.POLICECONTACT

Description: Did the police later contact the respondent

Form Pane Label: Later contact

SAS Name:

Tag Name: POLICECONTACT

Inherited Universe: INCINDEX ge 1 and SKIPMID ne 1

Universe: POLICEINFORMED eq 1

Universe Description: Police were informed about this incident.

Question Text: Did you ^ANYONEINHH have any later contact with the police about the incident?

Fills: ANYONEINHH

Instructions: If **HIGHLNO** ne 1 fill **ANYONEINHH** with "or anyone in your household"
Else leave **ANYONEINHH** blank.

Type: Enumerated

Length: 1

Answer List: TYes_No_Dk

Value:	Mnemonic:	Description:
1		Yes
2		No
3		Don't know

- Don't Know
 Refuse
 Empty

- On Input
 On Output

Array:

Special Instructions: This ITEM is an Editing/Coding instrument item.

Skip Instructions: If POLICECONTACT eq 1 goto POLICEINTOUCH
Else goto SIGNCOMPLAINT

Field

POLICEINTOUCH
BNCVS2.DAMAGE_POLICE.POLICEINTOUCH

Description: Was it the police or the respondent that kept in touch

Form Pane Label: Police or respondent

SAS Name:

Tag Name: POLICEINTOUCH

Inherited Universe: INCINDEX ge 1 and SKIPMID ne 1

Universe: POLICECONTACT eq 1

Universe Description:

Question Text: Did the police get in touch with you or did you get in touch with them?

Type: Enumerated

Length: 1

Answer List: Police_Get_In_Touch

Value:	Mnemonic:	Description:
1		Police contacted respondent or other household member
2		Respondent ^OTHERHHMEMBERS contacted police
3		Both
4		Don't know
5		Other - Specify

- Don't Know
- Refuse
- Empty

- On Input
- On Output

Array:

Special Instructions: This ITEM is an Editing/Coding instrument item.

Skip Instructions: If POLICEINTOUCH eq 5 goto POLICEINTOUCH_SPEC
Else goto HOWPOLICECONTACT

POLICEINTOUCH_SPEC

Field

BNCVS2.DAMAGE_POLICE.POLICEINTOUCH_SPEC

Description: Write-in entry for who kept in touch - police or respondent

Form Pane Label: Police or resp Specify

SAS Name:

Tag Name: POLICEINTOUCH_SPEC

Inherited Universe: INCINDEX ge 1 and SKIPMID ne 1

Universe: POLICEINTOUCH eq 5

Universe Description:

Question Text: [+ Please specify did the police get in touch with you or did you get in touch with them.](#)

Type: String

Length: 35

- Don't Know
- Refuse
- Empty

- On Input
- On Output

Array:

Special Instructions: This ITEM is an Editing/Coding instrument item.

Skip Instructions: HOWPOLICECONTACT

Field

HOWPOLICECONTACT
BNCVS2.DAMAGE_POLICE.HOWPOLICECONTACT

Description: How did the police/respondent keep in touch - in person or by phone

Form Pane Label: How kept in touch

SAS Name:

Tag Name: HOWPOLICECONTACT

Inherited Universe: INCINDEX ge 1 and SKIPMID ne 1

Universe: POLICECONTACT eq 1

Universe Description:

Question Text: Was that in person, by phone, or some other way?

Type: Enumerated

Length: 1

Answer List: How_Police_Contacted

Value:	Mnemonic:	Description:
1		In person
2		Not in person (by phone, mail, etc.)
3		Both in person and not in person
4		Don't know

- Don't Know
- Refuse
- Empty

- On Input
- On Output

Array:

Special Instructions: This ITEM is an Editing/Coding instrument item.

Skip Instructions: POLICEFOLLOWUP

POLICEFOLLOWUP

Field

BNCVS2.DAMAGE_POLICE.POLICEFOLLOWUP

Description: What did police do when following up

Form Pane Label: Police follow up

SAS Name:

Tag Name: POLICEFOLLOWUP

Inherited Universe: INCINDEX ge 1 and SKIPMID ne 1

Universe: POLICECONTACT = 1

Universe Description:

Question Text: What did the police do in following up this incident?

✦ **Probe:** (Anything else?)

✦ Enter all that apply, separate with commas.

Type: Set

Max Number of Values:

Length: 1

Answer List: Police_Followup_Activities

Value:	Mnemonic:	Description:
11		Took report
12		Questioned witnesses or suspects
13		Did or promised surveillance/investigation
14		Recovered property
15		Made arrest
16		Stayed in touch with respondent/household
17		Other - Specify
18		Nothing (to the respondent's knowledge)
19		Don't know

- Don't Know
- Refuse
- Empty

- On Input
- On Output

Array:

Special Instructions: This ITEM is an Editing/Coding instrument item.

Skip Instructions: If POLICEFOLLOWUP = 17 then go to POLICEFOLLOWUP_SPEC
Else go to SIGNCOMPLAINT

POLICEFOLLOWUP_SPEC

Field

BNCVS2.DAMAGE_POLICE.POLICEFOLLOWUP_SPEC

Description: Write-in entry for what police did while following up

Form Pane Label: Police follow up Specify

SAS Name:

Tag Name: POLICEFOLLOWUP_SPEC

Inherited Universe: INCINDEX ge 1 and SKIPMID ne 1

Universe: POLICEFOLLOWUP eq 17

Universe Description:

Question Text: [+ Please specify what the police did in following up this incident.](#)

Type: String

Length: 35

- Don't Know
- Refuse
- Empty

- On Input
- On Output

Array:

Special Instructions: This ITEM is an Editing/Coding instrument item.

Skip Instructions: SIGNCOMPLAINT

Field

SIGNCOMPLAINT
BNCVS2.DAMAGE_POLICE.SIGNCOMPLAINT

Description: Did respondent sign a complaint against the offender(s)

Form Pane Label: Complaint against off

SAS Name:

Tag Name: SIGNCOMPLAINT

Inherited Universe: INCINDEX ge 1 and SKIPMID ne 1

Universe: POLICECONTACT

Universe Description:

Question Text: Did you ^SOMEONEINHH sign a complaint against the offender(s) to the police department or the authorities?

Fills: SOMEONEINHH

Instructions: If **HIGHLNO** ge 2 fill **SOMEONEINHH** with "or someone in your household"
Else leave **SOMEONEINHH** blank.

Type: Enumerated

Length: 1

Answer List: TYesNo

Value:	Mnemonic:	Description:
1	Yes	Yes
2	No	No

- Don't Know
- Refuse
- Empty

- On Input
- On Output

Array:

Special Instructions: This ITEM is an Editing/Coding instrument item.

Skip Instructions: ARRESTMADE

ARRESTMADE

Field
BNCVS2.DAMAGE_POLICE.ARRESTMADE

Description: Was anyone arrested in connection with incident

Form Pane Label: Anyone arrested

SAS Name:

Tag Name: ARRESTMADE

Inherited Universe: INCINDEX ge 1 and SKIPMID ne 1

Universe: POLICECONTACT

Universe Description:

Question Text: [+ Ask or verify:](#)

As far as you know, was anyone arrested or were charges brought against anyone in connection with this incident?

Type: Enumerated

Length: 1

Answer List: TYes_No_Dk

Value:	Mnemonic:	Description:
1		Yes
2		No
3		Don't know

Don't know
 Refuse
 Empty

On Input
 On Output

Array:

Special Instructions: This ITEM is an Editing/Coding instrument item.

Skip Instructions: ATCONSIDERCRIME

Field

ATCONSIDERCRIME
BNCVS2.DAMAGE_POLICE.ATCONSIDERCRIME

Description: Did respondent consider incident a crime when occurred?

Form Pane Label:

SAS Name:

Tag Name: ATCONSIDERCRIME

Inherited Universe:

Universe:

Universe Description:

Question Text: At the time, did you consider this incident to be a crime?

Fills:

Instructions:

Type: Enumerated

Length: 1

Answer List: TYes_No_Dk

Value:	Mnemonic:	Description:
1		Yes
2		No
3		Don't know

- Don't Know
- Refuse
- Empty

- On Input
- On Output

Array:

Special Instructions: This ITEM is an Editing/Coding instrument item.

Skip Instructions: If ATCONSIDERCRIME eq 2 goto NOTCONSIDERCRIMEA

Else goto NOWCONSIDERCRIME

NOTCONSIDERCRIMEA

Field

BNCVS2.DAMAGE_POLICE.NOTCONSIDERCRIMEA

Description: Write-in entry for why respondent did not consider incident a crime

Form Pane Label:

SAS Name:

Tag Name: NOTCONSIDERCRIMEA

Inherited Universe:

Universe: ATCONSIDERCRIME eq 2

Universe Description:

Question Text: [✦ Why did you not consider this incident to be a crime?](#)

Type: String

Length: 300

- Don't Know
- Refuse
- Empty

- On Input
- On Output

Array:

Special Instructions:

Skip Instructions: NOWCONSIDERCRIME

Field

NOWCONSIDERCRIME
BNCVS2.DAMAGE_POLICE.NOWCONSIDERCRIME

Description: Does respondent now consider incident a crime?

Form Pane Label:

SAS Name:

Tag Name: NOWCONSIDERCRIME

Inherited Universe:

Universe:

Universe Description:

Question Text: Now, looking back, do you consider this incident to be a crime?

Fills:

Instructions:

Type: Enumerated

Length: 1

Answer List: TYes_No_Dk

Value:	Mnemonic:	Description:
1		Yes
2		No
3		Don't know

- Don't Know
- Refuse
- Empty

- On Input
- On Output

Array:

Special Instructions: This ITEM is an Editing/Coding instrument item.

Skip Instructions: If ATCONSIDERCRIME eq 2 goto NOTCONSIDERCRIMEB

Else goto AGENCYHELP

NOTCONSIDERCRIMEB

Field

BNCVS2.DAMAGE_POLICE.NOTCONSIDERCRIMEB

Description: Write-in entry for why respondent did not consider incident a crime

Form Pane Label:

SAS Name:

Tag Name: NOTCONSIDERCRIMEB

Inherited Universe:

Universe: NOWCONSIDERCRIME eq 2

Universe Description:

Question Text: Looking back, why did you not consider this incident to be a crime?

Type: String

Length: 300

Don't Know X Refuse
Empty
 On Input
 On Output

Array:

Special Instructions:

Skip Instructions: AGENCYHELP

Field

AGENCYHELP
BNCVS2.DAMAGE_POLICE.AGENCYHELP

Description: Did anyone receive help or advice from an office or agency, other than police

Form Pane Label: Receive help or advice

SAS Name:

Tag Name: AGENCYHELP

Inherited Universe: INCINDEX ge 1 and SKIPMID ne 1

Universe: POLICEINFORMED

Universe Description:

Question Text: Did you ^SOMEONEINHH receive any help or advice from any office or agency - other than the police - that deals with victims of crime?

Fills: SOMEONEINHH

Instructions: If **HIGHLNO** ge 2 fill **SOMEONEINHH** with "or someone in your household"
Else leave **SOMEONEINHH** blank.

Type: Enumerated

Length: 1

Answer List: TYes_No_Dk

Value:	Mnemonic:	Description:
1		Yes
2		No
3		Don't know

- Don't Know
- Refuse
- Empty

- On Input
- On Output

Array:

Special Instructions: This ITEM is an Editing/Coding instrument item.

Skip Instructions: If AGENCYHELP eq 1 goto TYPEOFAGENCY
Elseif POLICEINFORMED eq 1 goto CONTACTAUTHORITITES
Else goto DOINGATINCIDENTTIME

TYPEOFAGENCY

Field

BNCVS2.DAMAGE_POLICE.TYPEOFAGENCY

Description: Was the agency government or private

Form Pane Label: Private or govt agency

SAS Name:

Tag Name: TYPEOFAGENCY

Inherited Universe: INCINDEX ge 1 and SKIPMID ne 1

Universe: AGENCYHELP eq 1

Universe Description:

Question Text: Was that a government or a private agency?

Type: Enumerated

Length: 1

Answer List: Govt_Private_Dk

Value:	Mnemonic:	Description:
1		Government
2		Private
3		Don't know

- Don't Know
- Refuse
- Empty

- On Input
- On Output

Array:

Special Instructions: This ITEM is an Editing/Coding instrument item.

Skip Instructions: If POLICEINFORMED eq 1 goto CONTACTAUTHORITIES
Else goto DOINGATINCIDENTTIME

Field

CONTACTAUTHORITIES

BNCVS2.DAMAGE_POLICE.CONTACTAUTHORITIES

Description: Did respondent contact other authorities about this incident

Form Pane Label: Contact other authorities

SAS Name:

Tag Name: CONTACTAUTHORITIES

Inherited Universe: INCINDEX ge 1 and SKIPMID ne 1

Universe: POLICEINFORMED eq 1

Universe Description:

Question Text: Have you ^SOMEONEINHH had contact with any other authorities about this incident (such as a prosecutor, court, or juvenile officer)?

Fills: SOMEONEINHH

Instructions: If **HIGHLNO** ge 2 fill **SOMEONEINHH** with "or someone in your household"
Else leave **SOMEONEINHH** blank.

Type: Enumerated

Length: 1

Answer List: TYes_No_Dk

Value:	Mnemonic:	Description:
1		Yes
2		No
3		Don't know

- Don't Know
 Refuse
 Empty

- On Input
 On Output

Array:

Special Instructions: This ITEM is an Editing/Coding instrument item.

Skip Instructions: If CONTACTAUTHORITIES eq 1 goto AUTHORITIES
Else goto ANYTHINGFURTHER

AUTHORITIES

Field

BNCVS2.DAMAGE_POLICE.AUTHORITIES

Description: Which authorities did respondent contact

Form Pane Label: Which authorities

SAS Name:

Tag Name: AUTHORITIES

Inherited Universe: INCINDEX ge 1 and SKIPMID ne 1

Universe: CONTACTAUTHORITIES = 1

Universe Description:

Question Text: Which authorities?

◆ **Probe:** (Any others?)

◆ Enter all that apply, separate with commas.

Type: Set

Max Number of Values:

Length: 1

Answer List: Authorities

Value:	Mnemonic:	Description:
1		Prosecutor, district attorney
2		Magistrate
3		Court
4		Juvenile, probation or parole officer
5		Other - Specify

Don't Know
 Refuse
 Empty

On Input
 On Output

Array:

Special Instructions: This ITEM is an Editing/Coding instrument item.

Skip Instructions: If AUTHORITIES eq 5 goto AUTHORITIES_SPEC
Else goto ANYTHINGFURTHER

Field

AUTHORITIES_SPEC
BNCVS2.DAMAGE_POLICE.AUTHORITIES_SPEC

Description: Write-in entry for which authorities the respondent contacted

Form Pane Label: Authorities Specify

SAS Name:

Tag Name: AUTHORITIES_SPEC

Inherited Universe: INCINDEX ge 1 and SKIPMID ne 1

Universe: AUTHORITIES eq 5

Universe Description:

Question Text: + Please specify which authorities.

Type: String

Length: 35

- Don't Know
- Refuse
- Empty

- On Input
- On Output

Array:

Special Instructions: This ITEM is an Editing/Coding instrument item.

Skip Instructions: ANYTHINGFURTHER

ANYTHINGFURTHER

Field

BNCVS2.DAMAGE_POLICE.ANYTHINGFURTHER

Description: Does respondent expect the authorities to do anything else

Form Pane Label: Expect anything further

SAS Name:

Tag Name: ANYTHINGFURTHER

Inherited Universe: INCINDEX ge 1 and SKIPMID ne 1

Universe: POLICEINFORMED eq 1

Universe Description:

Question Text: Do you expect the police, courts, or other authorities will be doing anything further in connection with this incident?

Type: Enumerated

Length: 1

Answer List: TYes_No_Dk

Value:	Mnemonic:	Description:
1		Yes
2		No
3		Don't know

- Don't Know
- Refuse
- Empty

- On Input
- On Output

Array:

Special Instructions: This ITEM is an Editing/Coding instrument item.

Skip Instructions: If ANYTHINGFURTHER eq 1 goto ANYTHINGFURTHER_SPEC
Else goto DOINGATINCIDENTTIME

Field

ANYTHINGFURTHER_SPEC
BNCVS2.DAMAGE_POLICE.ANYTHINGFURTHER_SPEC

Description: Write-in entry for what further actions the respondent expects of the authorities

Form Pane Label: Expect anything Specify

SAS Name:

Tag Name: ANYTHINGFURTHER_SPEC

Inherited Universe: INCINDEX ge 1 and SKIPMID ne 1

Universe: ANYTHINGFURTHER eq 1

Universe Description:

Question Text: [+ Please specify what you expect the police, courts, or other authorities will be doing \(further\) in connection with this incident.](#)

Type: String

Length: 35

- Don't Know
- Refuse
- Empty

- On Input
- On Output

Array:

Special Instructions: This ITEM is an Editing/Coding instrument item.

Skip Instructions: DOINGATINCIDENTTIME

NCVS2SEC6INTID

Field

BNCVS2.DAMAGE_POLICE.NCVS2SEC6INTID

Description: ID of the FR who completed the NCVS 2, Section 6 block (DamagePolice)

Form Pane Label:

SAS Name:

Tag Name: ncvs2sec6intid

Inherited Universe: INCINDEX ge 1 and SKIPMID ne 1

Universe:

Universe Description:

Question Text:

Type: Classification

Length: 3

- Don't Know
- Refuse
- Empty

- On Input
- On Output

Store Instructions: If (((AGENCYHELP eq 2,3,RF and POLICEINFORMED eq 2,3,RF) or (TYPEOFAGENCY eq 1,2,3,RF and POLICEINFORMED eq 2,3,RF) or ANYTHINGFURTHER eq 1,2,3,RF) AND NCVS2SEC6INTID is empty) store INTID in NCVS2SEC6INTID and store USERID in NCVS2SEC6JBID

Array:

Field

NCVS2SEC6JBID
BNCVS2.DAMAGE_POLICE.NCVS2SEC6JBID

Description: James Bond ID of the FR who completed the NCVS 2, Section 6 block
(DamagePolice)

Form Pane Label:

SAS Name:

Tag Name: ncvs2sec6jbid

Inherited Universe: INCINDEX ge 1 and SKIPMID ne 1

Universe:

Universe Description:

Question Text:

Type: Classification

Length: 8

- Don't Know
- Refuse
- Empty

- On Input
- On Output

Store Instructions: If (((AGENCYHELP eq 2,3,RF and POLICEINFORMED eq 2,3,RF) or
(TYPEOFAGENCY eq 1,2,3,RF and POLICEINFORMED eq 2,3,RF) or
ANYTHINGFURTHER eq 1,2,3,RF) AND NCVS2SEC6JBID is empty)
store USERID in NCVS2SEC6JBID

Array:

JOB_LOST
BNCVS2.JOB_LOST

Block

Description: Inc. at Work/Time & Money Lost

Tab Name: Inc. at Work/Time & Money Lost

Fly Over Name:

Universe Type: If

Inherited Universe: INCINDEX ge 1 and SKIPMID ne 1

Universe:

Universe Description:

Array:

Block Instructions:

Field

DOINGATINCIDENTTIME
BNCVS2.JOB_LOST.DOINGATINCIDENTTIME

Description: What was respondent doing when incident happened

Form Pane Label: What doing at time of

SAS Name:

Tag Name: DOINGATINCIDENTTIME

Inherited Universe: INCINDEX ge 1 and SKIPMID ne 1

Universe: POLICEINFORMED

Universe Description:

Question Text: [+ Ask or verify:](#)

What ^WERE_WAS ^YOU_NAME doing when this incident
^HAPPENED_STARTED?

Fills: WERE_WAS

Instructions: If SELFPROXY eq 2 fill WERE_WAS with "were"
Else fill WERE_WAS with "was".

Fills: YOU_NAME

Instructions: If SELFPROXY eq 2 fill YOU_NAME with "you"
Else fill YOU_NAME with ^NAME.

Fills: HAPPENED_STARTED

Instructions: If HHMEMBERPRESENT eq 1 fill HAPPENED_STARTED with "started"
Else fill HAPPENED_STARTED with "happened".

Type: Enumerated

Length: 2

Answer List: Doing_At_Incident_Time

Value:	Mnemonic:	Description:
11		Working or on duty
12		On the way to or from work
13		On the way to or from school
14		On the way to or from other place
15		Shopping, errands

16	Attending school
17	Leisure activity away from home
18	Sleeping
19	Other activities at home
20	Other - Specify
21	Don't know

- Don't Know
- Refuse
- Empty

- On Input
- On Output

Array:

Special Instructions: This ITEM is an Editing/Coding instrument item.

Skip Instructions: (Until April 2009):

```
If DOINGATINCIDENTTIME eq 11 goto EMPLOYERTYPE
Elseif DOINGATINCIDENTTIME eq 12 and INJURY in 12..21 goto LOSTWORKTIME
Elseif DOINGATINCIDENTTIME eq 12 and INJURY eq 11 or 'empty' goto
LOSTOTHERWORKTIME
Elseif DOINGATINCIDENTTIME eq 13..19,21,RF goto JOBDURINGINCIDENT
Elseif DOINGATINCIDENTTIME eq 20 goto DOINGATINCIDENTTIME_SPEC
```

(Starting in May 2009):

```
If DOINGATINCIDENTTIME 18,19 and LOCATION_1 eq 11 and
HHMEMBERPRESENT eq 2 goto PRESANOTHERROOM_CK
Elseif DOINGATINCIDENTTIME eq 11 goto EMPLOYERTYPE
Elseif DOINGATINCIDENTTIME eq 12 and INJURY in 12..21 goto LOSTWORKTIME
Elseif DOINGATINCIDENTTIME eq 12 and INJURY eq 11 or 'empty' goto
LOSTOTHERWORKTIME
Elseif DOINGATINCIDENTTIME eq 13..19,21,RF goto JOBDURINGINCIDENT
Elseif DOINGATINCIDENTTIME eq 20 goto DOINGATINCIDENTTIME_SPEC
```


Check

PRESANOTHERROOM_CK

BNCVS2.JOB_LOST.PRESANOTHERROOM_CK

Description: Edit check to verify presence when HHMEMBERPRESENT eq "No" , but DOINGATINCIDENTTIME is coded as activities at home and location was coded as in the home (LOCATION_1 eq 11).

Inherited Universe: INCINDEX ge 1 and SKIPMID ne 1

Universe: DOINGATINCIDENTTIME eq 18,19 and LOCATION_1 eq 11 and HHMEMBERPRESENT eq 2

Universe Description: Coded as not present, when incident happened inside the home while the respondent was at home.

Text: ♦ The answers to HHMEMBERPRESENT and DOINGATINCIDENTTIME are inconsistent based on where the incident took place.

♦ It was recorded that the incident happened in the home and the respondent was not present, but they were sleeping or doing other activities at home.

♦ Press the "Goto" button to return to LOCATION_GENERAL, HHMEMBERPRESENT or DOINGATINCIDENTTIME to resolve this issue or the "Suppress" button to accept the inconsistency.

Check Instructions: LOCATION_GENERAL, HHMEMBERPRESENT and DOINGATINCIDENTTIME should all be in the selection box of the edit check.

This edit check should be added in the Production May instrument.

Type: Soft

Skip Instructions: If "Suppress" is selected goto JOBDURINGINCIDENT
Elseif "Goto" is selected goto LOCATION_GENERAL, HHMEMBERPRESENT or DOINGATINCIDENTTIME (depending on which item is selected in the selection field).
Else goto DOINGATINCIDENTTIME

DOINGATINCIDENTTIME_SPEC

Field

BNCVS2.JOB_LOST.DOINGATINCIDENTTIME_SPEC

Description: Write-in entry for what respondent was doing when incident happened

Form Pane Label: What doing Specify

SAS Name:

Tag Name: DOINGATINCIDENTTIME_SPEC

Inherited Universe: INCINDEX ge 1 and SKIPMID ne 1

Universe: DOINGATINCIDENTTIME eq 20

Universe Description:

Question Text: * Please specify what ^YOU_NAME ^WERE_WAS doing when this incident
^HAPPENED_STARTED.

Fills: YOU_NAME

Instructions: If SELFPROXY eq 2 fill YOU_NAME with "you"
Else fill YOU_NAME with ^NAME.

Fills: WERE_WAS

Instructions: If SELFPROXY eq 2 fill WERE_WAS with "were"
Else fill WERE_WAS with "was".

Fills: HAPPENED_STARTED

Instructions: If HHMEMBERPRESENT eq 1 fill HAPPENED_STARTED with "started"
Else fill HAPPENED_STARTED with "happened".

Type: String

Length: 35

- Don't Know
 Refuse
 Empty

- On Input
 On Output

Array:

Special Instructions: This ITEM is an Editing/Coding instrument item.

Skip Instructions: JOBDURINGINCIDENT

Field

JOBDURINGINCIDENT

BNCVS2.JOB_LOST.JOBDURINGINCIDENT

Description: Did respondent have a job at the time of the incident

Form Pane Label: Job at time of incident

SAS Name:

Tag Name: JOBDURINGINCIDENT

Inherited Universe: INCINDEX ge 1 and SKIPMID ne 1

Universe: DOINGATINCIDENTTIME eq 13..21, RF

Universe Description:

Question Text: [+ Ask or verify:](#)

Did ^YOU_NAME have a job at the time of the incident?

Fills: YOU_NAME

Instructions: If SELFPROXY eq 2 fill YOU_NAME with "you"
Else fill YOU_NAME with ^NAME.

Type: Enumerated

Length: 1

Answer List: TYesNo

Value:	Mnemonic:	Description:
1	Yes	Yes
2	No	No

- Don't Know
- Refuse
- Empty

- On Input
- On Output

Array:

Special Instructions: This ITEM is an Editing/Coding instrument item.

05.26.05 Possible future enhancement, should we skip over this question when the respondent is between 12-15 (AGER lt 4), since we don't ask NCVS-1 employment question for these respondents?

Skip Instructions: If JOBDURINGINCIDENT eq 1 and INJURY in 12..21 goto LOSTWORKTIME
Elseif JOBDURINGINCIDENT eq 1 and INJURY eq 11 or 'empty' goto
LOSTOTHERWORKTIME
Elseif JOBDURINGINCIDENT eq 2,RF goto MAJORACTIVITY

Field

MAJORACTIVITY
BNCVS2.JOB_LOST.MAJORACTIVITY

Description: What was the respondents major activity the week of the incident

Form Pane Label: Activity that week

SAS Name:

Tag Name: MAJORACTIVITY

Inherited Universe: INCINDEX ge 1 and SKIPMID ne 1

Universe: JOBDURINGINCIDENT eq 2, RF

Universe Description:

Question Text: What was ^YOUR_HIS_HER^NAMES major activity the week of the incident -
^WERE_WAS ^YOU_HE_SHE looking for work, keeping house, going to school,
or doing something else?

Fills: YOUR_HIS_HER

Instructions: If SELFPROXY eq 2 fill YOUR_HIS_HER with "your"

Elseif SELFPROXY eq 4 AND SEX eq 1 fill YOUR_HIS_HER with "his"

Elseif SELFPROXY eq 4 AND SEX eq 2 fill YOUR_HIS_HER with "her"

Elseif SELFPROXY eq 4 AND SEX ne 1 or 2 fill YOUR_HIS_HER with ^NAME.
(fill with the first and last name of L_NO collecting demographic information
for)

Fills: YOU_HE_SHE

Instructions: If SELFPROXY eq 2 fill YOU_HE_SHE with "you"

Elseif SELFPROXY eq 4 AND SEX eq 1 fill YOU_HE_SHE with "he"

Elseif SELFPROXY eq 4 AND SEX eq 2 fill YOU_HE_SHE with "she"

Elseif SELFPROXY eq 4 AND SEX is blank fill YOU_HE_SHE with ^NAME.

Fills: NAMES

Instructions: If SELFPROXY eq 4 AND SEX is blank fill NAMES with "'s"

Else leave NAMES blank.

Fills: WERE_WAS

Instructions: If SELFPROXY eq 2 fill WERE_WAS with "were"

Else fill WERE_WAS with "was".

Type: Enumerated

Length: 1

Answer List: Major_Activity

Value:	Mnemonic:	Description:
1		Looking for work
2		Keeping house
3		Going to school
4		Unable to work
5		Retired
6		Other - Specify

- Don't Know
- Refuse
- Empty

- On Input
- On Output

Array:

Special Instructions: This ITEM is an Editing/Coding instrument item.

Skip Instructions: If MAJORACTIVITY eq 6 goto MAJORACTIVITY_SPEC
Else goto HHMEMLOSTWORKTIME

Field

MAJORACTIVITY_SPEC
BNCVS2.JOB_LOST.MAJORACTIVITY_SPEC

Description: Write-in entry for the respondents major activity the week of the incident

Form Pane Label: Activity Specify

SAS Name:

Tag Name: MAJORACTIVITY_SPEC

Inherited Universe: INCINDEX ge 1 and SKIPMID ne 1

Universe: MAJORACTIVITY eq 6

Universe Description:

Question Text: [✦ Please specify what was ^YOUR_HIS_HER^NAMES major activity the week of the incident.](#)

Fills: YOUR_HIS_HER

Instructions: If SELFPROXY eq 2 fill YOUR_HIS_HER with "your"

Elseif SELFPROXY eq 4 AND SEX eq 1 fill YOUR_HIS_HER with "his"

Elseif SELFPROXY eq 4 AND SEX eq 2 fill YOUR_HIS_HER with "her"

Elseif SELFPROXY eq 4 AND SEX ne 1 or 2 fill YOUR_HIS_HER with ^NAME.

(fill with the first and last name of L_NO collecting demographic information for)

Fills: NAMES

Instructions: If SELFPROXY eq 4 AND SEX is blank fill NAMES with ""s"

Else leave NAMES blank.

Type: String

Length: 35

Don't Know

Refuse

Empty

On Input

On Output

Array:

Special Instructions: This ITEM is an Editing/Coding instrument item.

Skip Instructions: HHMEMLOSTWORKTIME

EMPLOYERTYPE

Field

BNCVS2.JOB_LOST.EMPLOYERTYPE

Description: What type of employer

Form Pane Label: Employed by

SAS Name:

Tag Name: EMPLOYERTYPE

Inherited Universe: INCINDEX ge 1 and SKIPMID ne 1

Universe: DOINGATINCIDENTTIME eq 11

Universe Description:

Question Text: Now I have a few questions about the job at which ^YOU_NAME worked during the time of the incident.

^WERE_WAS_C ^YOU_HE_SHE employed by --

[* Read each category - then enter appropriate code](#)

Fills: YOU_NAME

Instructions: If SELFPROXY eq 2 fill YOU_NAME with "you"
Else fill YOU_NAME with ^NAME.

Fills: WERE_WAS_C

Instructions: If SELFPROXY eq 2 fill WERE_WAS_C with "Were"
Else fill WERE_WAS_C with "Was".

Fills: YOU_HE_SHE

Instructions: If SELFPROXY eq 2 fill YOU_HE_SHE with "you"
Elseif SELFPROXY eq 4 AND SEX eq 1 fill YOU_HE_SHE with "he"
Elseif SELFPROXY eq 4 AND SEX eq 2 fill YOU_HE_SHE with "she"
Elseif SELFPROXY eq 4 AND SEX is blank fill YOU_HE_SHE with ^NAME.

Type: Enumerated

Length: 1

Answer List: Type_Of_Employer

Value:	Mnemonic:	Description:
1		[bold]A private company, business, or individual for wages?[n]

2	[bold]The Federal government?[n]
3	[bold]A State, county, or local government?[n]
4	[bold]^YOUSELF_HIMSELF_HERSELF_C (Self-employed) in ^YOUR_HIS_HER own business, professional practice, or farm?[n]
5	[bold]A private, not-for-profit, tax-exempt, or charitable organization?[n]

- Don't Know
- Refuse
- Empty

- On Input
- On Output

Array:

Special Instructions: This ITEM is an Editing/Coding instrument item.

Skip Instructions: If EMPLOYERTYPE eq 1,4,5,DK,RF goto INCORPORATED
Else goto EMPLOYERNAME

INCORPORATED

Field

BNCVS2.JOB_LOST.INCORPORATED

Description: Is company respondent works at incorporated

Form Pane Label: Business incorp.

SAS Name:

Tag Name: INCORPORATED

Inherited Universe: INCINDEX ge 1 and SKIPMID ne 1

Universe: EMPLOYERTYPE eq 1,4,5,DK,RF

Universe Description:

Question Text: Is this business incorporated?

Type: Enumerated

Length: 1

Answer List: TYes_No_Dk

Value:	Mnemonic:	Description:
1		Yes
2		No
3		Don't know

- Don't Know
- Refuse
- Empty

- On Input
- On Output

Array:

Special Instructions: This ITEM is an Editing/Coding instrument item.

Skip Instructions: EMPLOYERNAME

Field

EMPLOYERNAME
BNCVS2.JOB_LOST.EMPLOYERNAME

Description: What is the name of the company respondent worked at

Form Pane Label: Company's name

SAS Name:

Tag Name: EMPLOYERNAME

Inherited Universe: INCINDEX ge 1 and SKIPMID ne 1

Universe: DOINGATINCIDENTTIME eq 11

Universe Description:

Question Text: What is the name of the ^COMPANY_AGENCY_ORG for which ^YOU_HE_SHE worked at the time of the incident?

Fills: COMPANY_AGENCY_ORG

Instructions: If EMPLOYERTYPE eq 1 fill COMPANY_AGENCY_ORG with "company".

Elseif EMPLOYERTYPE eq 2 OR 3 fill COMPANY_AGENCY_ORG with "government agency"

Elseif EMPLOYERTYPE eq 4 fill COMPANY_AGENCY_ORG with "business"

Elseif EMPLOYERTYPE eq 5 fill COMPANY_AGENCY_ORG with "non-profit organization".

Fills: YOU_HE_SHE

Instructions: If SELFPROXY eq 2 fill YOU_HE_SHE with "you"

Elseif SELFPROXY eq 4 AND SEX eq 1 fill YOU_HE_SHE with "he"

Elseif SELFPROXY eq 4 AND SEX eq 2 fill YOU_HE_SHE with "she"

Elseif SELFPROXY eq 4 AND SEX is blank fill YOU_HE_SHE with ^NAME.

Type: String

Length: 35

- Don't Know
 Refuse
 Empty

- On Input
 On Output

Array:

Special Instructions: This ITEM is an Editing/Coding instrument item.

Skip Instructions: TYPEBUSINESS

Field

TYPEBUSINESS
BNCVS2.JOB_LOST.TYPEBUSINESS

Description: What kind of business/industry

Form Pane Label: What kind of business

SAS Name:

Tag Name: TYPEBUSINESS

Inherited Universe: INCINDEX ge 1 and SKIPMID ne 1

Universe: DOINGATINCIDENTTIME eq 11

Universe Description:

Question Text: What kind of business or industry is this?

✦ [Read if necessary:](#)

(What do they make or do where ^YOU_NAME worked at the time of the incident?)

Fills: YOU_NAME

Instructions: If SELFPROXY eq 2 fill YOU_NAME with "you"
Else fill YOU_NAME with ^NAME.

Type: String

Length: 35

Don't Know
 Refuse
 Empty

On Input
 On Output

Array:

Special Instructions: This ITEM is an Editing/Coding instrument item.

Skip Instructions: BUSINESSSECTOR

BUSINESSSECTOR

Field

BNCVS2.JOB_LOST.BUSINESSSECTOR

Description: What type of industry

Form Pane Label: Industry type

SAS Name:

Tag Name: BUSINESSSECTOR

Inherited Universe: INCINDEX ge 1 and SKIPMID ne 1

Universe: TYPEBUSINESS

Universe Description:

Question Text: Is this mainly . . .

[+ Read answer categories](#)

Type: Enumerated

Length: 1

Answer List: Type_Of_Industry

Value:	Mnemonic:	Description:
1		Manufacturing?
2		Retail trade?
3		Wholesale trade?
4		Something else?

Don't Know

Refuse

Empty

On Input

On Output

Array:

Special Instructions: This ITEM is an Editing/Coding instrument item.

Skip Instructions: OCCUPATIONDESC

Field

OCCUPATIONDESC
BNCVS2.JOB_LOST.OCCUPATIONDESC

Description: What type of work did respondent do at that job

Form Pane Label: Work done

SAS Name:

Tag Name: OCCUPATIONDESC

Inherited Universe: INCINDEX ge 1 and SKIPMID ne 1

Universe: DOINGATINCIDENTTIME eq 11

Universe Description:

Question Text: What kind of work did ^YOU_NAME do, that is, what was
^YOUR_HIS_HER^NAMES occupation at the time of the incident?

✦ For example: plumber, typist, farmer

Fills: YOU_NAME

Instructions: If SELFPROXY eq 2 fill YOU_NAME with "you"

Else fill YOU_NAME with ^NAME.

Fills: YOUR_HIS_HER

Instructions: If SELFPROXY eq 2 fill YOUR_HIS_HER with "your"

Elseif SELFPROXY eq 4 AND SEX eq 1 fill YOUR_HIS_HER with "his"

Elseif SELFPROXY eq 4 AND SEX eq 2 fill YOUR_HIS_HER with "her"

Elseif SELFPROXY eq 4 AND SEX ne 1 or 2 fill YOUR_HIS_HER with ^NAME.
(fill with the first and last name of L_NO collecting demographic information
for)

Fills: NAMES

Instructions: If SELFPROXY eq 4 AND SEX is blank fill NAMES with "s"

Else leave NAMES blank.

Type: String

Length: 35

Don't Know

Refuse

Empty

On Input

On Output

Array:

Special Instructions: This ITEM is an Editing/Coding instrument item.

Skip Instructions: USUALJOBduties

Field

USUALJOBdutIES

BNCVS2.JOB_LOST.USUALJOBdutIES

Description: What were respondent's usual duties/activities

Form Pane Label: Usual duties

SAS Name:

Tag Name: USUALJOBdutIES

Inherited Universe: INCINDEX ge 1 and SKIPMID ne 1

Universe: DOINGATINCIDENTTIME eq 11

Universe Description:

Question Text: What were ^YOUR_HIS_HER^NAMES usual activities or duties at this job?

Fills: YOUR_HIS_HER

Instructions: If SELFPROXY eq 2 fill YOUR_HIS_HER with "your"

Elseif SELFPROXY eq 4 AND SEX eq 1 fill YOUR_HIS_HER with "his"

Elseif SELFPROXY eq 4 AND SEX eq 2 fill YOUR_HIS_HER with "her"

Elseif SELFPROXY eq 4 AND SEX ne 1 or 2 fill YOUR_HIS_HER with ^NAME.

(fill with the first and last name of L_NO collecting demographic information for)

Fills: NAMES

Instructions: If SELFPROXY eq 4 AND SEX is blank fill NAMES with ""s"

Else leave NAMES blank.

Type: String

Length: 35

Don't Know

Refuse

Empty

On Input

On Output

Array:

Special Instructions: This ITEM is an Editing/Coding instrument item.

Skip Instructions: JOBMSATYPE

JOBMSATYPE

Field

BNCVS2.JOB_LOST.JOBMSATYPE

Description: Did respondent mostly work in a city, rural area, etc.

Form Pane Label: Work mostly in

SAS Name:

Tag Name: JOBMSATYPE

Inherited Universe: INCINDEX ge 1 and SKIPMID ne 1

Universe: DOINGATINCIDENTTIME eq 11

Universe Description:

Question Text: While working at this job, did ^YOU_HE_SHE work mostly in --

[* Read each category - then enter appropriate precode](#)

Fills: YOU_HE_SHE

Instructions: If SELFPROXY eq 2 fill YOU_HE_SHE with "you"

Elseif SELFPROXY eq 4 AND SEX eq 1 fill YOU_HE_SHE with "he"

Elseif SELFPROXY eq 4 AND SEX eq 2 fill YOU_HE_SHE with "she"

Elseif SELFPROXY eq 4 AND SEX is blank fill YOU_HE_SHE with ^NAME.

Type: Enumerated

Length: 1

Answer List: Job_Location

Value:	Mnemonic:	Description:
1		A city?
2		Suburban area?
3		Rural area?
4		Combination of any of these?

- Don't Know
 Refuse
 Empty

- On Input
 On Output

Array:

Special Instructions: This ITEM is an Editing/Coding instrument item.

Skip Instructions: INCIDENTHAPPENATWORK

INCIDENTHAPPENATWORK

BNCVS2.JOB_LOST.INCIDENTHAPPENATWORK

Field

Description: Did incident happen at respondent's work site

Form Pane Label: Happen at work site

SAS Name:

Tag Name: INCIDENTHAPPENATWORK

Inherited Universe: INCINDEX ge 1 and SKIPMID ne 1

Universe: DOINGATINCIDENTTIME eq 1

Universe Description:

Question Text: [+ Ask or verify:](#)

Did this incident happen at ^YOUR_HIS_HER^NAMES work site?

Fills: YOUR_HIS_HER

Instructions: If SELFPROXY eq 2 fill YOUR_HIS_HER with "your"

Elseif SELFPROXY eq 4 AND SEX eq 1 fill YOUR_HIS_HER with "his"

Elseif SELFPROXY eq 4 AND SEX eq 2 fill YOUR_HIS_HER with "her"

Elseif SELFPROXY eq 4 AND SEX ne 1 or 2 fill YOUR_HIS_HER with ^NAME.
(fill with the first and last name of L_NO collecting demographic information for)

Fills: NAMES

Instructions: If SELFPROXY eq 4 AND SEX is blank fill NAMES with ""s"

Else leave NAMES blank.

Type: Enumerated

Length: 1

Answer List: Yes_No_Dk_Other

Value:	Mnemonic:	Description:
1		Yes
2		No
3		Don't know
4		Other - Specify

Don't Know

Refuse
 Empty

On Input
 On Output

Array:

Special Instructions: This ITEM is an Editing/Coding instrument item.

Skip Instructions: If INCIDENTHAPPENATWORK eq 4 goto INCIDENTHAPPENATWORK_SPEC
Else goto WORKDAYNIGHT

INCIDENTHAPPENATWORK_SPEC

BNCVS2.JOB_LOST.INCIDENTHAPPENATWORK_SPEC

Field

Description: Write-in entry for whether the incident happened at the respondent's work site

Form Pane Label: Happen at work Specify

SAS Name:

Tag Name: INCIDENTHAPPENATWORK_SPEC

Inherited Universe: INCINDEX ge 1 and SKIPMID ne 1

Universe: INCIDENTHAPPENATWORK eq 4

Universe Description:

Question Text: [+ Please specify](#)

Type: String

Length: 35

- Don't Know
- Refuse
- Empty

- On Input
- On Output

Array:

Special Instructions: This ITEM is an Editing/Coding instrument item.

Skip Instructions: WORKDAYNIGHT

Field

WORKDAYNIGHT
BNCVS2.JOB_LOST.WORKDAYNIGHT

Description: Does respondent work days or nights

Form Pane Label: Work day or night

SAS Name:

Tag Name: WORKDAYNIGHT

Inherited Universe: INCINDEX ge 1 and SKIPMID ne 1

Universe: DOINGATINCIDENTTIME eq 1

Universe Description:

Question Text: Did ^YOU_HE_SHE usually work days or nights?

Fills: YOU_HE_SHE

Instructions: If SELFPROXY eq 2 fill YOU_HE_SHE with "you"

Elseif SELFPROXY eq 4 AND SEX eq 1 fill YOU_HE_SHE with "he"

Elseif SELFPROXY eq 4 AND SEX eq 2 fill YOU_HE_SHE with "she"

Elseif SELFPROXY eq 4 AND SEX is blank fill YOU_HE_SHE with ^NAME.

Type: Enumerated

Length: 1

Answer List: Days_Nights_Both

Value:	Mnemonic:	Description:
1		Days
2		Nights
3		Both days and nights/rotating shifts

Don't Know

Refuse

Empty

On Input

On Output

Array:

Special Instructions: This ITEM is an Editing/Coding instrument item.

Skip Instructions: ISCURRENTJOB

ISCURRENTJOB

Field

BNCVS2.JOB_LOST.ISCURRENTJOB

Description: Is the job respondent had during incident their current job

Form Pane Label: Is this current job

SAS Name:

Tag Name: ISCURRENTJOB

Inherited Universe: INCINDEX ge 1 and SKIPMID ne 1

Universe: DOINGATINCIDENTTIME eq 1

Universe Description:

Question Text: Is this ^YOUR_HIS_HER^NAMES current job?

Fills: YOUR_HIS_HER

Instructions: If SELFPROXY eq 2 fill YOUR_HIS_HER with "your"

Elseif SELFPROXY eq 4 AND SEX eq 1 fill YOUR_HIS_HER with "his"

Elseif SELFPROXY eq 4 AND SEX eq 2 fill YOUR_HIS_HER with "her"

Elseif SELFPROXY eq 4 AND SEX ne 1 or 2 fill YOUR_HIS_HER with ^NAME.

(fill with the first and last name of L_NO collecting demographic information for)

Fills: NAMES

Instructions: If SELFPROXY eq 4 AND SEX is blank fill NAMES with ""s"

Else leave NAMES blank.

Type: Enumerated

Length: 1

Answer List: TYesNo

Value:	Mnemonic:	Description:
1	Yes	Yes
2	No	No

- Don't Know
- Refuse
- Empty

- On Input
- On Output

Array:

Special Instructions: This ITEM is an Editing/Coding instrument item.

Skip Instructions: If ISCURRENTJOB eq 1,2,DK,RF and INJURY in 12..21 goto LOSTWORKTIME
Elseif ISCURRENTJOB eq 1,2,DK,RF and INJURY eq 11 or 'empty' goto
LOSTOTHERWORKTIME

LOSTWORKTIME

Field

BNCVS2.JOB_LOST.LOSTWORKTIME

Description: Did respondent lose time from work due to injuries from incident

Form Pane Label: Time lost - Injury

SAS Name:

Tag Name: LOSTWORKTIME

Inherited Universe: INCINDEX ge 1 and SKIPMID ne 1

Universe: DOINGATINCIDENTTIME eq 11,12 AND INJURY in 12..21\
OR\
JOBDDURINGINCIDENT eq 1 AND INJURY in 12..21

Universe Description:

Question Text: Did ^YOU_NAMECAP lose time from work because of the injuries
^YOU_HE_SHE suffered in this incident?

Fills: YOU_NAMECAP

Instructions: If SELFPROXY eq 2 fill YOU_NAMECAP with "YOU"
Else fill YOU_NAMECAP with ^NAME.

Fills: YOU_HE_SHE

Instructions: If SELFPROXY eq 2 fill YOU_HE_SHE with "you"
Elseif SELFPROXY eq 4 AND SEX eq 1 fill YOU_HE_SHE with "he"
Elseif SELFPROXY eq 4 AND SEX eq 2 fill YOU_HE_SHE with "she"
Elseif SELFPROXY eq 4 AND SEX is blank fill YOU_HE_SHE with ^NAME.

Type: Enumerated

Length: 1

Answer List: TYesNo

Value:	Mnemonic:	Description:
1	Yes	Yes
2	No	No

- Don't Know
- Refuse
- Empty

On Input

On Output

Array:

Special Instructions: This ITEM is an Editing/Coding instrument item.

Skip Instructions: If LOSTWORKTIME eq 1 goto AMOUNTTIMELOST
Else goto LOSTOTHERWORKTIME

AMOUNTTIMELOST

Field

BNCVS2.JOB_LOST.AMOUNTTIMELOST

Description: How much time lost from work because of the injuries

Form Pane Label: Amt time lost - Injury

SAS Name:

Tag Name: AMOUNTTIMELOST

Inherited Universe: INCINDEX ge 1 and SKIPMID ne 1

Universe: LOSTWORKTIME eq 1

Universe Description:

Question Text: How much time did ^YOU_NAME lose because of injuries?

✦ Enter 0 if time lost was less than one day.

✦ If over 200 days, enter 200.

Fills: YOU_NAME

Instructions: If SELFPROXY eq 2 fill YOU_NAME with "you"

Else fill YOU_NAME with ^NAME.

Type: Integer

Length: 3

Min: 0

Max: 200

Don't Know

Refuse

Empty

On Input

On Output

Array:

Special Instructions: This ITEM is an Editing/Coding instrument item.

Skip Instructions: If AMOUNTTIMELOST eq 0 goto LOSTOTHERWORKTIME

Elseif AMOUNTTIMELOST eq 1..200,DK,RF goto LOSTPAYNOMEDINS

Field

LOSTPAYNOMEDINS

BNCVS2.JOB_LOST.LOSTPAYNOMEDINS

Description: Did respondent lose pay not covered because of time missed from work due to the injuries

Form Pane Label: Lost pay - Injury

SAS Name:

Tag Name: LOSTPAYNOMEDINS

Inherited Universe: INCINDEX ge 1 and SKIPMID ne 1

Universe: AMOUNTTIMELOST eq 1..200, DK, RF

Universe Description:

Question Text: During these days, did ^YOU_NAME lose any pay that was not covered by unemployment insurance, sick leave, or some other source?

Fills: YOU_NAME

Instructions: If SELFPROXY eq 2 fill YOU_NAME with "you"
Else fill YOU_NAME with ^NAME.

Type: Enumerated

Length: 1

Answer List: TYesNo

Value:	Mnemonic:	Description:
1	Yes	Yes
2	No	No

Don't Know

Refuse

Empty

On Input

On Output

Array:

Special Instructions: This ITEM is an Editing/Coding instrument item.

Skip Instructions: If LOSTPAYNOMEDINS eq 1 goto AMOUNTLOSTPAYNOMED
Else goto LOSTOTHERWORKTIME

AMOUNTLOSTPAYNOMED

Field

BNCVS2.JOB_LOST.AMOUNTLOSTPAYNOMED

Description: How much pay was lost because of the injury

Form Pane Label: Amt lost pay - Injury

SAS Name:

Tag Name: AMOUNTLOSTPAYNOMED

Inherited Universe: INCINDEX ge 1 and SKIPMID ne 1

Universe: LOSTPAYNOMEDINS eq 1

Universe Description:

Question Text: About how much pay did ^YOU_HE_SHE lose?

✦ Round to the nearest dollar

✦ Enter a number between 1-999,996

Fills: YOU_HE_SHE

Instructions: If SELFPROXY eq 2 fill YOU_HE_SHE with "you"

Elseif SELFPROXY eq 4 AND SEX eq 1 fill YOU_HE_SHE with "he"

Elseif SELFPROXY eq 4 AND SEX eq 2 fill YOU_HE_SHE with "she"

Elseif SELFPROXY eq 4 AND SEX is blank fill YOU_HE_SHE with ^NAME.

Type: Real / decimal

Length: 6

Min: 1

Max: 999996

Don't Know

Refuse

Empty

On Input

On Output

Array:

Special Instructions: Use a currency mask in the form pane, so displays as \$_____ with the dollar sign to the left of the answer field.

The interviewer should not be allowed to enter decimals, only whole dollar amounts.

This ITEM is an Editing/Coding instrument item.

Skip Instructions: LOSTOTHERWORKTIME

LOSTOTHERWORKTIME

Field

BNCVS2.JOB_LOST.LOSTOTHERWORKTIME

Description: Did respondent lose time from work due to activities related to the incident

Form Pane Label: Time lost - Activity

SAS Name:

Tag Name: LOSTOTHERWORKTIME

Inherited Universe: INCINDEX ge 1 and SKIPMID ne 1

Universe: DOINGATINCIDENTTIME eq 11,12 OR\
JOBDDURINGINCIDENT eq 1

Universe Description:

Question Text: Did ^YOU_NAMECAP lose any ^TIME_OTHERTIME from work because of this incident for such things as cooperating with a police investigation, testifying in court, or repairing or replacing damaged or stolen property?

✦ **Probe:** (Any other reason?)

✦ Enter all that apply, separate with commas.

Fills: YOU_NAMECAP

Instructions: If SELFPROXY eq 2 fill YOU_NAMECAP with "YOU"
Else fill YOU_NAMECAP with ^NAME.

Fills: TIME_OTHERTIME

Instructions: If LOSTWORKTIME eq 1 fill TIME_OTHERTIME with "other time"
Else fill TIME_OTHERTIME with "time".

Type: Set

Max Number of Values:

Length: 1

Answer List: Activites_Causing_Lost_Work_Time

Value:	Mnemonic:	Description:
1		Police related activities
2		Court related activities
3		Repairing damaged property
4		Replacing stolen items

5	Other - Specify
6	None - (did not lose time from work for any of these reasons)

- Don't Know
- Refuse
- Empty

- On Input
- On Output

Array:

Special Instructions: If LOSTOTHERWORKTIME eq 6 then no other entries should be marked.

Error2 screen should read "<>You selected "None" and other categories, which is not allowed. Please go back and correct your selections.[n]"

This ITEM is an Editing/Coding instrument item.

Skip Instructions: If LOSTOTHERWORKTIME eq 6 AND LOSTOTHERWORKTIME ne 1..5 and HIGHLNO eq 1 AND DOINGATINCIDENTTIME eq 12,13,14 goto TYPETRANSPORTATION
Elseif LOSTOTHERWORKTIME eq 6 and LOSTOTHERWORKTIME ne 1..5 and HIGHLNO eq 1 and DOINGATINCIDENTTIME ne 12,13,14 and RECALLDETAILS eq 2 goto SERIESNUMTIMES
Elseif LOSTOTHERWORKTIME eq 6 and LOSTOTHERWORKTIME ne 1..5 and HIGHLNO eq 1 AND DOINGATINCIDENTTIME ne 12,13,14 and RECALLDETAILS eq 1,DK,'empty' goto INCIDENTHATECRIME
Elseif LOSTOTHERWORKTIME eq 6,DK,RF and LOSTOTHERWORKTIME ne 1..5 goto HHMEMLOSTWORKTIME
Elseif LOSTOTHERWORKTIME eq 6 and LOSTOTHERWORKTIME eq 1..5 goto Error2 screen
Elseif LOSTOTHERWORKTIME eq 5 goto LOSTOTHERWORKTIME_SPEC
Else goto DAYSLOSTWORK

LOSTOTHERWORKTIME_SPEC

Field

BNCVS2.JOB_LOST.LOSTOTHERWORKTIME_SPEC

Description: Write-in entry for activities related to incident that caused respondent to lose time from work

Form Pane Label: Time lost - Act Specify

SAS Name:

Tag Name: LOSTOTHERWORKTIME_SPEC

Inherited Universe: INCINDEX ge 1 and SKIPMID ne 1

Universe: LOSTOTHERWORKTIME eq 5

Universe Description:

Question Text: + Please specify ^TIME_OTHERTIME lost from work because of this incident.

Fills: TIME_OTHERTIME

Instructions: If LOSTWORKTIME eq 1 fill TIME_OTHERTIME with "other time"
Else fill TIME_OTHERTIME with "time".

Type: String

Length: 35

- Don't Know
- Refuse
- Empty

- On Input
- On Output

Array:

Special Instructions: This ITEM is an Editing/Coding instrument item.

Skip Instructions: DAYSLOSTWORK

Field

DAYSLOSTWORK
BNCVS2.JOB_LOST.DAYSLOSTWORK

Description: How much time lost from work because of activities related to the incident

Form Pane Label: Amt time lost - Activity

SAS Name:

Tag Name: DAYSLOSTWORK

Inherited Universe: INCINDEX ge 1 and SKIPMID ne 1

Universe: LOSTOTHERWORKTIME in 1..5

Universe Description:

Question Text: How much time did ^YOU_HE_SHE lose altogether because of... ?

^TIMELOST_POLICE
^TIMELOST_COURT
^TIMELOST_REPAIRING
^TIMELOST_REPLACING
^TIMELOST_OTHER

✦ Enter 0 if time lost was less than one day.

✦ If over 200 days, enter 200.

Fills: YOU_HE_SHE

Instructions: If SELFPROXY eq 2 fill YOU_HE_SHE with "you"

Elseif SELFPROXY eq 4 AND SEX eq 1 fill YOU_HE_SHE with "he"

Elseif SELFPROXY eq 4 AND SEX eq 2 fill YOU_HE_SHE with "she"

Elseif SELFPROXY eq 4 AND SEX is blank fill YOU_HE_SHE with ^NAME.

Fills: TIMELOST_POLICE

Instructions: If LOSTOTHERWORKTIME eq 1 fill TIMELOST_POLICE with "[bold]-- police related activities[n]"

Else leave TIMELOST_POLICE blank.

Fills: TIMELOST_COURT

Instructions: If LOSTOTHERWORKTIME eq 2 fill TIMELOST_COURT with "[bold]-- court related activities[n]"

Else leave TIMELOST_COURT blank.

Fills: TIMELOST_REPAIRING

Instructions: If LOSTOTHERWORKTIME eq 3 fill TIMELOST_REPAIRING with "[bold]-- repairing damaged property[n]"
Else leave TIMELOST_REPAIRING blank.

Fills: TIMELOST_REPLACING

Instructions: If LOSTOTHERWORKTIME eq 4 fill TIMELOST_REPLACING with "[bold]-- replacing stolen items[n]"
Else leave TIMELOST_REPLACING blank.

Fills: TIMELOST_OTHER

Instructions: If LOSTOTHERWORKTIME eq 5 fill TIMELOST_OTHER with "[bold]-- other reasons[n]"
Else leave TIMELOST_OTHER blank.

Type: Integer

Length: 3

Min: 0

Max: 200

- Don't Know
- Refuse
- Empty

- On Input
- On Output

Array:

Special Instructions: This ITEM is an Editing/Coding instrument item.

Skip Instructions: If DAYSLOSTWORK eq 0 and HIGHLNO eq 1 and DOINGATINCIDENTTIME eq 12,13,14 goto TYPETRANSPORTATION
Elseif DAYSLOSTWORK eq 0 and HIGHLNO eq 1 DOINGATINCIDENTTIME ne 12,13,14 and RECALLDETAILS eq 2 goto SERIESNUMTIMES
Elseif DAYSLOSTWORK eq 0 and HIGHLNO eq 1 and DOINGATINCIDENTTIME ne 12,13,14 and RECALLDETAILS eq 1,DK goto INCIDENTHATECRIME
Elseif DAYSLOSTWORK eq 0 goto HHMEMLOSTWORKTIME
Else goto LOSTPAYNOEMPINS

Field

LOSTPAYNOEMPINS
BNCVS2.JOB_LOST.LOSTPAYNOEMPINS

Description: Did respondent lose pay not covered because of time missed from work due to activities related to the incident

Form Pane Label: Lost pay - Activity

SAS Name:

Tag Name: LOSTPAYNOEMPINS

Inherited Universe: INCINDEX ge 1 and SKIPMID ne 1

Universe: DAYSLOSTWORK = 1..200, DK, RF

Universe Description:

Question Text: During these days, did ^YOU_NAME lose any pay that was not covered by unemployment insurance, paid leave, or some other source?

Fills: YOU_NAME

Instructions: If SELFPROXY eq 2 fill YOU_NAME with "you"
Else fill YOU_NAME with ^NAME.

Type: Enumerated

Length: 1

Answer List: TYesNo

Value:	Mnemonic:	Description:
1	Yes	Yes
2	No	No

Don't Know

Refuse

Empty

On Input

On Output

Array:

Special Instructions: This ITEM is an Editing/Coding instrument item.

Skip Instructions: If LOSTPAYNOEMPINS eq 1 goto AMOUNTLOSTPAYNEOMP

Elseif LOSTPAYNOEMPINS eq 2,DK,RF AND HIGHLNO eq 1 AND DOINGATINCIDENTTIME eq 12,13,14 goto TYPETTRANSPORTATION

Elseif LOSTPAYNOEMPINS eq 2,DK,RF AND HIGHLNO eq 1
DOINGATINCIDENTTIME ne 12,13,14 AND RECALLDETAILS eq 2 goto
SERIESNUMTIMES

Elseif LOSTPAYNOEMPINS eq 2,DK,RF AND HIGHLNO eq 1 AND
DOINGATINCIDENTTIME ne 12,13,14 AND RECALLDETAILS eq 1, DK goto
INCIDENTHATECRIME

Elseif LOSTPAYNOEMPINS eq 2,DK,RF goto HHMEMLOSTWORKTIME

Field

AMOUNTLOSTPAYNOEMP
BNCVS2.JOB_LOST.AMOUNTLOSTPAYNOEMP

Description: How much pay was lost because of activities related to the incident

Form Pane Label: Amt lost pay - Activity

SAS Name:

Tag Name: AMOUNTLOSTPAYNOEMP

Inherited Universe: INCINDEX ge 1 and SKIPMID ne 1

Universe: LOSTPAYNOEMPINS eq 1

Universe Description:

Question Text: About how much pay did ^YOU_HE_SHE lose?

◆ Round to the nearest dollar

◆ Enter a number between 1-999,996

Fills: YOU_HE_SHE

Instructions: If SELFPROXY eq 2 fill YOU_HE_SHE with "you"

Elseif SELFPROXY eq 4 AND SEX eq 1 fill YOU_HE_SHE with "he"

Elseif SELFPROXY eq 4 AND SEX eq 2 fill YOU_HE_SHE with "she"

Elseif SELFPROXY eq 4 AND SEX is blank fill YOU_HE_SHE with ^NAME.

Type: Real / decimal

Length: 6

Min: 1

Max: 999996

Don't Know

Refuse

Empty

On Input

On Output

Array:

Special Instructions: Use a currency mask in the form pane, so displays as \$_____ with the dollar sign to the left of the answer field.

The interviewer should not be allowed to enter decimals, only whole dollar amounts.

This ITEM is an Editing/Coding instrument item.

Skip Instructions: If HIGHLNO eq 1 and DOINGATINCIDENTTIME eq 12,13,14 goto
TYPETTRANSPORTATION
Elseif HIGHLNO eq 1 and DOINGATINCIDENTTIME ne 12,13,14 and
RECALLDETAILS eq 2 goto SERIESNUMTIMES
Elseif HIGHLNO eq 1 and DOINGATINCIDENTTIME ne 12,13,14 and
RECALLDETAILS eq 1,DK goto INCIDENTHATECRIME
Else goto HHMEMLOSTWORKTIME

Field

HHMEMLOSTWORKTIME
BNCVS2.JOB_LOST.HHMEMLOSTWORKTIME

Description: Did other household members lose time from work because of this incident

Form Pane Label: Lose work time others

SAS Name:

Tag Name: HHMEMLOSTWORKTIME

Inherited Universe: INCINDEX ge 1 and SKIPMID ne 1

Universe: DOINGATINCIDENTTIME and HIGHLNO gt 1

Universe Description:

Question Text: Were there any ^HH_OTHERHH members 16 years or older who lost time from work because of this incident?

Fills: HH_OTHERHH

Instructions: If HIGHLNO ne 1 AND LOSTWORKTIME eq 1 fill HH_OTHERHH with "other"
Elseif HIGHLNO ne 1 AND LOSTOTHERWORKTIME ne 6 fill HH_OTHERHH with "other"
Else leave HH_OTHERHH blank.

Type: Enumerated

Length: 1

Answer List: TYesNo

Value:	Mnemonic:	Description:
1	Yes	Yes
2	No	No

- Don't Know
- Refuse
- Empty

- On Input
- On Output

Array:

Special Instructions: This ITEM is an Editing/Coding instrument item.

Skip Instructions: IF IN THE PRODUCTION INSTRUMENT:

If HHMEMLOSTWORKTIME eq 1 goto AMOUNTHHMEMTIMELOST
Elseif HHMEMLOSTWORKTIME eq 2,DK,RF and DOINGATINCIDENTTIME in
12..14 goto TYPETRANSPORTATION
Elseif HHMEMLOSTWORKTIME eq 2,DK,RF and DOINGATINCIDENTTIME eq
11,15..21,RF and RECALLEDTAILS eq 2 goto SERIESNUMTIMES
Elseif HHMEMLOSTWORKTIME eq 2,DK,RF and DOINGATINCIDENTTIME eq
11,15..21,RF and RECALLEDTAILS eq 1,DK goto INCIDENTHATECRIME

IF IN THE EDITING/CODING INSTRUMENT:

If HHMEMLOSTWORKTIME eq 1 goto AMOUNTHHMEMTIMELOST
Elseif HHMEMLOSTWORKTIME eq 2,DK,RF AND DOINGATINCIDENTTIME in
12..14 goto TYPETRANSPORTATION
Elseif HHMEMLOSTWORKTIME eq 2,DK,RF and DOINGATINCIDENTTIME eq
11,15..21,RF and RECALLEDTAILS eq 2 goto SERIESNUMTIMES
Elseif HHMEMLOSTWORKTIME eq 2,DK,RF and DOINGATINCIDENTTIME eq
11,15..21,RF and RECALLEDTAILS eq 1,DK goto INCDONE_EC

Field

AMOUNTHHMEMTIMELOST

BNCVS2.JOB_LOST.AMOUNTHHMEMTIMELOST

Description: How much time other HH members lost from work because of activities related to the incident

Form Pane Label: Amt time lost - Others

SAS Name:

Tag Name: AMOUNTHHMEMTIMELOST

Inherited Universe: INCINDEX ge 1 and SKIPMID ne 1

Universe: HHMEMLOSTWORKTIME eq 1

Universe Description:

Question Text: How much time did they lose altogether?

✦ Enter 0 if time lost was less than one day.

✦ If over 200 days, enter 200.

Type: Integer

Length: 3

Min: 0

Max: 200

Don't Know

Refuse

Empty

On Input

On Output

Array:

Special Instructions: This ITEM is an Editing/Coding instrument item.

Skip Instructions: IF IN THE PRODUCTION INSTRUMENT:

If AMOUNTHHMEMTIMELOST eq 0..200,DK,RF and DOINGATINCIDENTTIME in 12..14 goto TYPETRANSPORTATION

Elseif AMOUNTHHMEMTIMELOST eq 0..200,DK,RF and DOINGATINCIDENTTIME eq 11,15..21,RF and RECALLDETAILS eq 2 goto SERIESNUMTIMES

Elseif AMOUNTHHMEMTIMELOST eq 0..200,DK,RF and DOINGATINCIDENTTIME eq 11,15..21,RF and RECALLDETAILS eq 1,DK goto INCIDENTHATECRIME

IF IN THE EDITING/CODING INSTRUMENT:

If AMOUNTHHMEMTIMELOST eq 0..200,DK,RF and DOINGATINCIDENTTIME in
12..14 goto TYPETRANSPORTATION

Elseif AMOUNTHHMEMTIMELOST eq 0..200,DK,RF and DOINGATINCIDENTTIME
eq 11, 15..21, RF and RECALLDETAILS eq 2 goto SERIESNUMTIMES

Elseif AMOUNTHHMEMTIMELOST eq 0..200,DK,RF and DOINGATINCIDENTTIME
eq 11,15..21,RF and RECALLDETAILS eq 1,DK goto INCDONE_EC

Field

TYPETRANSPORTATION

BNCVS2.JOB_LOST.TYPETRANSPORTATION

Description: What mode of transportation was the respondent using at the time of the incident

Form Pane Label: Transportation

SAS Name:

Tag Name: TYPETRANSPORTATION

Inherited Universe: INCINDEX ge 1 and SKIPMID ne 1

Universe: DOINGATINCIDENTTIME in 12..14

Universe Description:

Question Text: [+ Ask or verify:](#)

You told me earlier ^YOU_NAME ^WERE_WAS on the way [to/from]
^WORK_SCHOOL_SOMEPLACE when the incident happened.

What means of transportation ^WERE_WAS ^YOU_HE_SHE using?

Fills: YOU_NAME

Instructions: If SELFPROXY eq 2 fill YOU_NAME with "you"
Else fill YOU_NAME with ^NAME.

Fills: WERE_WAS

Instructions: If SELFPROXY eq 2 fill WERE_WAS with "were"
Else fill WERE_WAS with "was".

Fills: WORK_SCHOOL_SOMEPLACE

Instructions: If DOINGATINCIDENTTIME eq 2 fill WORK_SCHOOL_SOMEPLACE with "work"
Elseif DOINGATINCIDENTTIME eq 3 fill WORK_SCHOOL_SOMEPLACE with
"school"
Elseif DOINGATINCIDENTTIME eq 4 fill WORK_SCHOOL_SOMEPLACE with
"some place".

Fills: YOU_HE_SHE

Instructions: If SELFPROXY eq 2 fill YOU_HE_SHE with "you"
Elseif SELFPROXY eq 4 AND SEX eq 1 fill YOU_HE_SHE with "he"
Elseif SELFPROXY eq 4 AND SEX eq 2 fill YOU_HE_SHE with "she"
Elseif SELFPROXY eq 4 AND SEX is blank fill YOU_HE_SHE with ^NAME.

Type: Enumerated
Length: 2

Answer List: Type_Of_Transportation

Value:	Mnemonic:	Description:
11		Car, truck or van
12		Motorcycle
13		Bicycle
14		On foot
15		School bus (public or private)
16		Bus or trolley
17		Subway or rapid transit
18		Train
19		Taxi
20		Other - Specify

- Don't Know
- Refuse
- Empty

- On Input
- On Output

Array:

Special Instructions: This ITEM is an Editing/Coding instrument item.

Skip Instructions: IF IN THE PRODUCTION INSTRUMENT:

If TYPETRANSPORTATION eq 11..19,RF and RECALLDETAILS eq 2 goto
SERIESNUMTIMES
Elseif TYPETRANSPORTATION eq 11..19,RF and RECALLDETAILS eq 1,DK, empty goto
INCIDENTHATECRIME
Elseif TYPETRANSPORTATION eq 20 goto TYPETRANSPORTATION_SPEC

IF IN THE EDITING/CODING INSTRUMENT:

If TYPETRANSPORTATION eq 11..19,RF and RECALLDETAILS eq 2 goto
SERIESNUMTIMES
Elseif TYPETRANSPORTATION eq 11..19,RF and RECALLDETAILS eq 1,DK goto
INCDONE_EC
Elseif TYPETRANSPORTATION eq 20 goto TYPETRANSPORTATION_SPEC

Field

TYPETRANSPORTATION_SPEC

BNCVS2.JOB_LOST.TYPETRANSPORTATION_SPEC

Description: Write-in entry for the mode of transportation the respondent was using at the time of the incident

Form Pane Label: Transportation Specify

SAS Name:

Tag Name: TYPETRANSPORTATION_SPEC

Inherited Universe: INCINDEX ge 1 and SKIPMID ne 1

Universe: TYPETRANSPORTATION eq 20

Universe Description:

Question Text: ♦ Please specify what means of transportation ^YOU_HE_SHE ^WERE_WAS using.

Fills: YOU_HE_SHE

Instructions: If SELFPROXY eq 2 fill YOU_HE_SHE with "you"

Elseif SELFPROXY eq 4 AND SEX eq 1 fill YOU_HE_SHE with "he"

Elseif SELFPROXY eq 4 AND SEX eq 2 fill YOU_HE_SHE with "she"

Elseif SELFPROXY eq 4 AND SEX is blank fill YOU_HE_SHE with ^NAME.

Fills: WERE_WAS

Instructions: If SELFPROXY eq 2 fill WERE_WAS with "were"

Else fill WERE_WAS with "was".

Type: String

Length: 35

Don't Know

Refuse

Empty

On Input

On Output

Array:

Special Instructions: This ITEM is an Editing/Coding instrument item.

Skip Instructions: IF IN THE PRODUCTION INSTRUMENT:

If RECALLDETAILS eq 2 goto SERIESNUMTIMES

Else goto INCIDENTHATECRIME

IF IN THE EDITING/CODING INSTRUMENT:

If RECALLEDDETAILS eq 2 goto SERIESNUMTIMES
Else goto INCDONE_EC

Field

NCVS2SEC7INTID
BNCVS2.JOB_LOST.NCVS2SEC7INTID

Description: ID of the FR who completed the NCVS 2, Section 7 block (JobLost)

Form Pane Label:

SAS Name:

Tag Name: ncvs2sec7intid

Inherited Universe: INCINDEX ge 1 and SKIPMID ne 1

Universe:

Universe Description:

Question Text:

Type: Classification

Length: 3

- Don't Know
- Refuse
- Empty

- On Input
- On Output

Store Instructions: If (((DOINGATINCIDENTTIME eq 11,15,16,17,18,19,20,21,RF and (HIGHLNO eq 1 and MAJORACTIVITY eq 1,2,3,4,5,6,RF or LOSTOTHWORKTIME eq 6 or DAYSLOSTWORK eq 0 or LOSTPAYNOEMPINS eq 2,DK,RF or AMOUNTLOSTPAYNOEMP in 1..999996,DK,RF) or (HIGHLNO gt 1 and HHMEMLOSTWORKTIME eq 2,DK,RF or AMOUNTHHMEMTIMELOST in 0..200,DK,RF)) or TYPETRANSPORTATION in 11..20,RF) and NCVS2SEC7INTID is empty) store INTID in NCVS2SEC7INTID and store USERID in NCVS2SEC7JBID

Array:

Special Instructions: To clarify (or confuse) the store instructions here is another explanation:

This variable is filled when there is only one household member, the respondent answered DOINGATINCIDENTTIME eq 11,15,16,17,18,19,20,21,RF AND MAJORACTIVITY eq 1,2,3,4,5,6,RF or LOSTOTHWORKTIME eq 6 or DAYSLOSTWORK eq 0 or LOSTPAYNOEMPINS eq 2,DK,RF or AMOUNTLOSTPAYNOEMP in 1..999996,DK,RF or

This variable is filled when there is more than one household member, the respondent answered DOINGATINCIDENTTIME eq 11,15,16,17,18,19,20,21,RF AND HHMEMLOSTWORKTIME eq 2,DK,RF or AMOUNTHHMEMTIMELOST in 0..200,DK,RF

or

Regardless of the roster, this variable is filled when TYPETRANSPORTATION in 11..20,RF (which is onpath when DOINGATINCIDENTTIME eq 12,13,14)

Field

NCVS2SEC7JBID
BNCVS2.JOB_LOST.NCVS2SEC7JBID

Description: James Bond ID of the FR who completed the NCVS 2, Section 7 block (JobLost)

Form Pane Label:

SAS Name:

Tag Name: ncvs2sec7jbid

Inherited Universe: INCINDEX ge 1 and SKIPMID ne 1

Universe:

Universe Description:

Question Text:

Type: Classification

Length: 8

- Don't Know
- Refuse
- Empty

- On Input
- On Output

Store Instructions: If (((DOINGATINCIDENTTIME eq 11,15,16,17,18,19,20,21,RF and (HIGHLNO eq 1 and MAJORACTIVITY eq 1,2,3,4,5,6,RF or LOSTOTHWORKTIME eq 6 or DAYSLOSTWORK eq 0 or LOSTPAYNOEMPINS eq 2,DK,RF or AMOUNTLOSTPAYNOEMP in 1..999996,DK,RF) or (HIGHLNO gt 1 and HHMEMLOSTWORKTIME eq 2,DK,RF or AMOUNTHHMEMTIMELOST in 0..200,DK,RF)) or TYPETRANSPORTATION in 11..20,RF) and NCVS2SEC7JBID is empty) store USERID in NCVS2SEC7JBID

Array:

Special Instructions: To clarify (or confuse) the store instructions here is another explanation:

This variable is filled when there is only one household member, the respondent answered DOINGATINCIDENTTIME eq 11,15,16,17,18,19,20,21,RF AND MAJORACTIVITY eq 1,2,3,4,5,6,RF or LOSTOTHWORKTIME eq 6 or DAYSLOSTWORK eq 0 or LOSTPAYNOEMPINS eq 2,DK,RF or AMOUNTLOSTPAYNOEMP in 1..999996,DK,RF

or

This variable is filled when there is more than one household member, the

respondent answered DOINGATINCIDENTTIME eq 11,15,16,17,18,19,20,21,RF AND
HHMEMLOSTWORKTIME eq 2,DK,RF or AMOUNTHHMEMTIMELOST in
0..200,DK,RF

or

Regardless of the roster, this variable is filled when TYPETRANSPORTATION in
11..20,RF (which is onpath when DOINGATINCIDENTTIME eq 12,13,14)

Block

SERIES
BNCVS2.SERIES

Description: Series Crime Classification

Tab Name: Series Crime Classification

Fly Over Name:

Universe Type: If

Inherited Universe: INCINDEX ge 1 and SKIPMID ne 1

Universe:

Universe Description:

Array:

Block Instructions:

SERIESNUMTIMES

Field

BNCVS2.SERIES.SERIESNUMTIMES

Description: Number of times this type of incident happened - Series

Form Pane Label: Number of inc in series

SAS Name:

Tag Name: SERIESNUMTIMES

Inherited Universe: INCINDEX ge 1 and SKIPMID ne 1

Universe: RECALLDETAILS eq 2\

Universe Description:

Question Text: You have told me about the most recent incident. How many times did this kind of thing happen to ^YOU_NAME during the last 12 months?

✦ Enter a number between 6-996.

Fills: YOU_NAME

Instructions: If SELFPROXY eq 2 fill YOU_NAME with "you"

Else fill YOU_NAME with ^NAME.

Type: Integer

Length: 3

Min: 6

Max: 996

Don't Know

Refuse

Empty

On Input

On Output

Array:

Special Instructions: This ITEM is an Editing/Coding instrument item.

The variable INTPER is found on input on RT1002 in positions 53-60. For the NCVS, this variable is set up as a six character variable with the last two positions are empty (YYYYMM). So the variable is set up with the first 4 positions (53-56) filled by the year and positions 5 and 6 (57-58) filled by the month. -cds 12/19/07

These variables no longer referenced, but left in the specs in case used somehow:

The variables CURMON and CURDAY will be based on current month and day in the Blaise system.

Skip Instructions: If SERIESNUMTIMES ge 6 and SERIESNUMTIMES le 996 goto SERIESLOCATION
Else goto SERIESDK

SERIESDK

Field

BNCVS2.SERIES.SERIESDK

Description: Why respondent doesn't know the number of times this type of incident happened - Series

Form Pane Label: Don't know - series

SAS Name:

Tag Name: SERIESDK

Inherited Universe: INCINDEX ge 1 and SKIPMID ne 1

Universe: SERIESNUMTIMES eq DK

Universe Description:

Question Text: Is that because there is no way of knowing, or because it happened too many times, or is there some other reason?

Type: Enumerated

Length: 1

Answer List: Reason_Series_Dk

Value:	Mnemonic:	Description:
1		No way of knowing
2		Happened too many times
3		Some other reason - Specify

- Don't Know
 Refuse
 Empty

- On Input
 On Output

Array:

Special Instructions: This ITEM is an Editing/Coding instrument item.

The variable INTPER is found on input on RT1002 in positions 53-60. For the NCVS, this variable is set up as a six character variable with the last two positions are empty (YYYYMM). So the variable is set up with the first 4 positions (53-56) filled by the year and positions 5 and 6 (57-58) filled by the month. -cds 12/19/07

These variables no longer referenced, but left in the specs in case used somehow: The variables CURMON and CURDAY will be based on current month and day in the

Blaise system.

Skip Instructions: If SERIESDK eq 3 goto SERIESDKSPEC
Elseif goto SERIESLOCATION

SERIESDKSPEC

Field

BNCVS2.SERIES.SERIESDKSPEC

Description: Write-in entry for why respondent doesn't know the number of times this type of incident happened - Series

Form Pane Label: Don't know Specify

SAS Name:

Tag Name: SERIESDKSPEC

Inherited Universe: INCINDEX ge 1 and SKIPMID ne 1

Universe: SERIESDK eq 3

Universe Description:

Question Text: [+ Please specify the other reason don't know the number of times.](#)

Type: String

Length: 35

Don't Know

Refuse

Empty

On Input

On Output

Array:

Special Instructions: This ITEM is an Editing/Coding instrument item.

The variable INTPER is found on input on RT1002 in positions 53-60. For the NCVS, this variable is set up as a six character variable with the last two positions are empty (YYYYMM). So the variable is set up with the first 4 positions (53-56) filled by the year and positions 5 and 6 (57-58) filled by the month. -cds 12/19/07

These variables no longer referenced, but left in the specs in case used somehow:
The variables CURMON and CURDAY will be based on current month and day in the Blaise system.

Skip Instructions: SERIESLOCATION

Check

SERIESTIMESPERQRTR_CK

BNCVS2.SERIES.SERIESTIMESPERQRTR_CK

Description: Soft edit check with the number of times entered in the beginning of the incident report is less than the number of times entered one of the 4 quarters or the number of times as a sum of the four quarters.

Inherited Universe: INCINDEX ge 1 and SKIPMID ne 1

Universe: SERIESWHICHMONTHQ1 gt INCTIMES or\
SERIESWHICHMONTHQ2 gt INCTIMES or\
SERIESWHICHMONTHQ3 gt INCTIMES or\
SERIESWHICHMONTHQ4 gt INCTIMES or\
SERIESWHICHMONTHQ1 + SERIESWHICHMONTHQ2 gt INCTIMES or\
SERIESWHICHMONTHQ1 + SERIESWHICHMONTHQ2 +
SERIESWHICHMONTHQ3 gt INCTIMES or SERIESWHICHMONTHQ1 +
SERIESWHICHMONTHQ2 + SERIESWHICHMONTHQ3 +
SERIESWHICHMONTHQ4 gt INCTIMES

Universe Description: The entry in SERIESWHICHMONTHQ1 or SERIESWHICHMONTHQ2 or SERIESWHICHMONTHQ3 or SERIESWHICHMONTHQ4 is greater than the number of times entered in INCIDENTNUMBERTIMES in the beginning of the incident report or\
\
The sum of SERIESWHICHMONTHQ1 and SERIESWHICHMONTHQ2 and SERIESWHICHMONTHQ3 and SERIESWHICHMONTHQ4 is greater than the number of times entered in INCIDENTNUMBERTIMES in the beginning of the incident report

Text: ♦ [The total number of incidents reported by quarter is greater than the total number of incidents reported.](#)

Check Instructions: This edit is to let the FR know that the number of times entered in a particular quarter or the sum of multiple quarters is greater than the number entered in the number of times field in the beginning of the incident report.

Type: Soft

Skip Instructions: If accept the number of times from the series by quarter questions (click on "Suppress" button and continue on to the next quarter (based on the universe) or continue to the field SERIESLOCATION if no more quarters on path.

SERIESLOCATION

Field

BNCVS2.SERIES.SERIESLOCATION

Description: Did all of the incidents happen in the same place

Form Pane Label: Location - Series

SAS Name:

Tag Name: SERIESLOCATION

Inherited Universe: INCINDEX ge 1 and SKIPMID ne 1

Universe: SERIESNUMTIMES

Universe Description:

Question Text: Did all, some, or none of these incidents occur in the same place?

Type: Enumerated

Length: 1

Answer List: Series_All_Some_None_Same_Place

Value:	Mnemonic:	Description:
1		All in the same place
2		Some in the same place
3		None in the same place

Don't Know

Refuse

Empty

On Input

On Output

Array:

Special Instructions: This ITEM is an Editing/Coding instrument item.

Skip Instructions: SERIESOFFENDER

Field

SERIESOFFENDER
BNCVS2.SERIES.SERIESOFFENDER

Description: Was it the same offender for all incidents

Form Pane Label: Offender - series

SAS Name:

Tag Name: SERIESOFFENDER

Inherited Universe: INCINDEX ge 1 and SKIPMID ne 1

Universe: SERIESLOCATION

Universe Description:

Question Text: Were all, some, or none of these incidents done by the same person(s)?

Type: Enumerated

Length: 1

Answer List: Series_All_Some_None_Same_Person

Value:	Mnemonic:	Description:
1		All by the same person
2		Some by same person
3		None by same person
4		Don't know

- Don't Know
- Refuse
- Empty

- On Input
- On Output

Array:

Special Instructions: This ITEM is an Editing/Coding instrument item.

Skip Instructions: If SERIESOFFENDER eq 4,RF goto SAMETHINGEACHTIME
Else goto SERIESOFFENDERRELATION

SERIESOFFENDERRELATION

BNCVS2.SERIES.SERIESOFFENDERRELATION

Field

Description: How well the respondent knew the offender(s) - Series

Form Pane Label: Relation Series

SAS Name:

Tag Name: SERIESOFFENDERRELATION

Inherited Universe: INCINDEX ge 1 and SKIPMID ne 1

Universe: SERIESOFFENDER eq 1,2,3

Universe Description:

Question Text: What (was/were) the relationship(s) of the offender(s) to ^YOU_NAME? For example, friend, spouse, schoolmate, etc.?

✦ **Probe:** (Anything else?)

✦ Enter all that apply, separate with commas.

Fills: YOU_NAME

Instructions: If SELFPROXY eq 2 fill YOU_NAME with "you"
Else fill YOU_NAME with ^NAME.

Type: Set

Max Number of Values:

Length: 2

Answer List: Relationship_Multiple_Offenders

Value:	Mnemonic:	Description:
11		<>RELATIVE:[n] Spouse at time of incident
12		Ex-spouse at time of incident
13		Parent or step-parent
14		Own child or step-child
15		Brother/sister
16		Other relative - Specify
17		<>NONRELATIVE:[n] Boyfriend or girlfriend, ex-boyfriend or ex-girlfriend
18		Friend or ex-friend
19		Roommate, boarder
20		Schoolmate
21		Neighbor

22		Customer/client
23		Patient
24		Supervisor (current or former)
25		Employee (current or former)
26		Co-worker (current or former)
27	Teacher	Teacher/school staff
28	Other-specify	Other nonrelative - Specify

- Don't Know
- Refuse
- Empty

- On Input
- On Output

Array:

Special Instructions: This ITEM is an Editing/Coding instrument item.

[Updated the specs so that in January 2007 the answer list was the same as the one used for "multiple offender relation". On 03.20.07 updated specs with the correct skip pattern so answers of 16 and 28, rather than 14 and 26 goto the specify fields.]

Skip Instructions: If SERIESOFFENDERRELATION eq 16 goto
SERIESOFFENDERRELATION14SPEC
Elseif SERIESOFFENDERRELATION eq 28 goto
SERIESOFFENDERRELATION26SPEC
Else goto SAMETHINGEACHTIME

SERIESOFFENDERRELATION14SPEC

BNCVS2.SERIES.SERIESOFFENDERRELATION14SPEC

Field

Description: Write-in entry for how well respondent knew the offender(s) - relative (SERIES)

Form Pane Label: Relative Series Specify

SAS Name:

Tag Name: SERIESOFFENDERRELATION14SPEC

Inherited Universe: INCINDEX ge 1 and SKIPMID ne 1

Universe: SERIESOFFENDERRELATION eq 16

Universe Description:

Question Text: * Please specify the other relative.

Type: String

Length: 35

- Don't Know
- Refuse
- Empty

- On Input
- On Output

Array:

Special Instructions: This ITEM is an Editing/Coding instrument item.

Skip Instructions: If SERIESOFFENDERRELATION eq 28 goto
 SERIESOFFENDERRELATION26SPEC
 Else goto SAMETHINGEACHTIME

Field

SERIESOFFENDERRELATION26SPEC
BNCVS2.SERIES.SERIESOFFENDERRELATION26SPEC

Description: Write-in entry for how well respondent knew the offender(s) - nonrelative (SERIES)

Form Pane Label: Nonrelative Series Specify

SAS Name:

Tag Name: SERIESOFFENDERRELATION26SPEC

Inherited Universe: INCINDEX ge 1 and SKIPMID ne 1

Universe: SERIESOFFENDERRELATION eq 28

Universe Description:

Question Text: [+ Please specify the other nonrelative.](#)

Type: String

Length: 35

- Don't Know
- Refuse
- Empty

- On Input
- On Output

Array:

Special Instructions: This ITEM is an Editing/Coding instrument item.

Skip Instructions: SAMETHINGEACHTIME

SAMETHINGEACHTIME

BNCVS2.SERIES.SAMETHINGEACHTIME

Field

Description: Did the same thing happen each time

Form Pane Label: Same thing each time

SAS Name:

Tag Name: SAMETHINGEACHTIME

Inherited Universe: INCINDEX ge 1 and SKIPMID ne 1

Universe:

Universe Description: SERIESOFFENDER

Question Text: Did the same thing happen each time?

Type: Enumerated

Length: 1

Answer List: TYesNo

Value:	Mnemonic:	Description:
1	Yes	Yes
2	No	No

Don't Know

Refuse

Empty

On Input

On Output

Array:

Special Instructions: This ITEM is an Editing/Coding instrument item.

Skip Instructions: If SAMETHINGEACHTIME eq 2 goto HOWINCIDENTSDIFFER
Else goto TROUBLEONGOING

Field

HOWINCIDENTSDIFFER

BNCVS2.SERIES.HOWINCIDENTSDIFFER

Description: Write-in entry for how the series of incidents differed

Form Pane Label: How differ - Specify

SAS Name:

Tag Name: HOWINCIDENTSDIFFER

Inherited Universe: INCINDEX ge 1 and SKIPMID ne 1

Universe:

Universe Description: SAMETHINGEACHTIME eq 2

Question Text: How did the incidents differ?

Type: String

Length: 35

- Don't Know
- Refuse
- Empty

- On Input
- On Output

Array:

Special Instructions: This ITEM is an Editing/Coding instrument item.

Skip Instructions: TROUBLEONGOING

TROUBLEONGOING

BNCVS2.SERIES.TROUBLEONGOING

Field

Description: Is the trouble still going on

Form Pane Label: Trouble still going on

SAS Name:

Tag Name: TROUBLEONGOING

Inherited Universe: INCINDEX ge 1 and SKIPMID ne 1

Universe: SAMETHINGEACHTIME

Universe Description:

Question Text: Is the trouble still going on?

Type: Enumerated

Length: 1

Answer List: TYesNo

Value:	Mnemonic:	Description:
1	Yes	Yes
2	No	No

- Don't Know
- Refuse
- Empty

- On Input
- On Output

Array:

Special Instructions: This ITEM is an Editing/Coding instrument item.

Skip Instructions: If TROUBLEONGOING eq 2 goto WHATENEDIT
Else goto SERIESCONTACTORNOT

Field

WHATENEDIT
BNCVS2.SERIES.WHATENEDIT

Description: Write-in entry for what ended the trouble

Form Pane Label: What ended trouble

SAS Name:

Tag Name: WHATENEDIT

Inherited Universe: INCINDEX ge 1 and SKIPMID ne 1

Universe:

Universe Description: TROUBLEONGOING eq 2

Question Text: What ended it?

Type: String

Length: 35

- Don't Know
- Refuse
- Empty

- On Input
- On Output

Array:

Special Instructions: This ITEM is an Editing/Coding instrument item.

Skip Instructions: SERIESCONTACTORNOT

SERIESCONTACTORNOT
 BNCVS2.SERIES.SERIESCONTACTORNOT

Field

Description: Was the series of incidents a contact or noncontact crime

Form Pane Label: Contact crime

SAS Name:

Tag Name: SERIESCONTACTORNOT

Inherited Universe: INCINDEX ge 1 and SKIPMID ne 1

Universe: TROUBLEONGOING

Universe Description:

Question Text: ♦ Do not read to respondent.

♦ Enter precode that best describes this series of crimes. If more than one category describes this series, enter the appropriate precode with the lowest number.

Type: Enumerated

Length: 2

Answer List: Series_Contact_Noncontact

Value:	Mnemonic:	Description:
11		<>CONTACT CRIMES:[n] Completed or threatened violence in the course of the victim's job (police officer, security guard, psychiatric social worker, etc.)
12		Completed or threatened violence between spouses, other relatives, friends, neighbors, etc.
13		Completed or threatened violence at school or on school property
14		Other contact crimes (other violence, pocket picking, purse snatching, etc.) - Specify
15		<>NON-CONTACT CRIMES:[n] Theft or attempted theft of motor vehicles
16		Theft or attempted theft of motor vehicle parts (tire, hubcap, battery, attached car stereo, etc.)
17		Theft or attempted theft of contents of motor vehicle, including unattached parts
18		Theft or attempted theft at school or on school property
19		Illegal entry of, or attempt to enter, victim's home, other building on property, second home, hotel, motel
20		Theft or attempted theft from victim's home or vicinity by person(s) KNOWN to victim (roommate, babysitter, etc.)
21		Theft or attempted theft from victim's home or vicinity by person(s) UNKNOWN to victim

22

Other theft or attempted theft (at work, while shopping, etc.) - Specify

- Don't Know
- Refuse
- Empty

- On Input
- On Output

Array:

Special Instructions: This ITEM is an Editing/Coding instrument item.

Skip Instructions: IF IN THE PRODUCTION INSTRUMENT:

```
If SERIESCONTACTORNOT eq 14 goto SERIESCONTACTORNOT14SPEC  
Elseif SERIESCONTACTORNOT eq 22 goto SERIESCONTACTORNOT22SPEC  
Else goto INCIDENTHATECRIME
```

IF IN THE EDITING/CODING INSTRUMENT:

```
If SERIESCONTACTORNOT eq 14 goto SERIESCONTACTORNOT14SPEC  
Elseif SERIESCONTACTORNOT eq 22 goto SERIESCONTACTORNOT22SPEC  
Else goto INCDONE_EC
```

SERIESCONTACTORNOT14SPEC

BNCVS2.SERIES.SERIESCONTACTORNOT14SPEC

Field

Description: Write-in entry for other type of contact crime

Form Pane Label: Contact crime Specify

SAS Name:

Tag Name: SERIESCONTACTORNOT14SPEC

Inherited Universe: INCINDEX ge 1 and SKIPMID ne 1

Universe:

Universe Description: SERIESCONTACTORNOT = 14

Question Text: [+Please specify the other contact crime.](#)

Type: String

Length: 35

- Don't Know
- Refuse
- Empty

- On Input
- On Output

Array:

Special Instructions: This ITEM is an Editing/Coding instrument item.

Skip Instructions: IF IN THE PRODUCTION INSTRUMENT:

INCIDENTHATECRIME

IF IN THE EDITING/CODING INSTRUMENT:

INCDONE_EC

Field

SERIESCONTACTORNOT22SPEC
BNCVS2.SERIES.SERIESCONTACTORNOT22SPEC

Description: Write-in entry for other type of noncontact crime

Form Pane Label: Noncontact crime Specify

SAS Name:

Tag Name: SERIESCONTACTORNOT22SPEC

Inherited Universe: INCINDEX ge 1 and SKIPMID ne 1

Universe: SERIESCONTACTORNOT = 22

Universe Description:

Question Text: [+Please specify the other noncontact crime.](#)

Type: String

Length: 35

- Don't Know
- Refuse
- Empty

- On Input
- On Output

Array:

Special Instructions: This ITEM is an Editing/Coding instrument item.

Skip Instructions: IF IN THE PRODUCTION INSTRUMENT:

INCIDENTHATECRIME

IF IN THE EDITING/CODING INSTRUMENT:

INCDONE_EC

NCVS2SEC8INTID

Field

BNCVS2.SERIES.NCVS2SEC8INTID

Description: ID of the FR who completed the NCVS 2, Section 8 block (Series)

Form Pane Label:

SAS Name:

Tag Name: ncvs2sec8intid

Inherited Universe: INCINDEX ge 1 and SKIPMID ne 1

Universe:

Universe Description:

Question Text:

Type: Classification

Length: 3

- Don't Know
- Refuse
- Empty

- On Input
- On Output

Store Instructions: If SERIESCONTACTORNOT in 11..22 AND NCVS2SEC1INTID is empty
store INTID in NCVS2SEC8INTID and
store USERID in NCVS2SEC8JBID

Array:

Field

NCVS2SEC8JBID
BNCVS2.SERIES.NCVS2SEC8JBID

Description: James Bond ID of the FR who completed the NCVS 2, Section 8 block (Series)

Form Pane Label:

SAS Name:

Tag Name: ncvs2sec8jbid

Inherited Universe: INCINDEX ge 1 and SKIPMID ne 1

Universe:

Universe Description:

Question Text:

Type: Classification

Length: 8

- Don't Know
- Refuse
- Empty

- On Input
- On Output

Store Instructions: If SERIESCONTACTORNOT in 11..22 AND NCVS2SEC1JBID is empty
store USERID in NCVS2SEC8JBID

Array:

HATE

BNCVS2.HATE

Block

Description: Hate Crimes (Inc)

Tab Name: Hate Crimes (Inc)

Fly Over Name:

Universe Type: If

Inherited Universe: INCINDEX ge 1 and SKIPMID ne 1

Universe:

Universe Description:

Array:

Block Instructions:

Field

INCIDENTHATECRIME
BNCVS2.HATE.INCIDENTHATECRIME

Description: Does the respondent believe incident was a hate crime

Form Pane Label: Incident a Hate Crime

SAS Name:

Tag Name: INCIDENTHATECRIME

Inherited Universe: INCINDEX ge 1 and SKIPMID ne 1

Universe: RECALLDETAILS

Universe Description:

Question Text: Hate crimes or crimes of prejudice or bigotry occur when (an offender/offenders) target(s) people because of one or more of their characteristics or religious beliefs.

^DO_DOES_C ^YOU_NAME have any reason to suspect the incident just discussed was a hate crime or crime of prejudice or bigotry?

Fills: DO_DOES_C

Instructions: If SELFPROXY eq 2 fill DO_DOES_C with "Do"
Else fill DO_DOES_C with "Does".

Fills: YOU_NAME

Instructions: If SELFPROXY eq 2 fill YOU_NAME with "you"
Else fill YOU_NAME with ^NAME.

Type: Enumerated

Length: 1

Answer List: TYesNo

Value:	Mnemonic:	Description:
1	Yes	Yes
2	No	No

- Don't Know
- Refuse
- Empty

On Input

On Output

Store Instructions: 01/25/07 comment this out since these variables are not valid as of January 2007 instrument:

#If INCIDENTHATECRIME eq 2, DK, RF AND MHEALTH ne 0

Store MHEALTH in MENTALCONDITION

Store MHEALTH1 in MENTALCONDITIONSPEC1

Store MCONDELSE1 in MENTALCONDITIONELSE1

Store MHEALTH2 in MENTALCONDITIONSPEC2

Store MCONDELSE2 in MENTALCONDITIONELSE2

Store MHEALTH3 in MENTALCONDITIONSPEC3

Store MRETARD in MENTALRETARDATION

Store DWNSYN in DOWNSYNDROME

Store AUTISM in AUTISM

Store CPALSY in CEREBRALPALSY

Store BRNINJRY in BRAININJURY

Store SERDSBLNG in SERIOUSDISABLE

Store COND1 in SERIOUSDISABLE_SPEC1

Store SERIOUSELSE1 in SERIOUSDISABLEELSE1

Store COND2 in SERIOUSDISABLE_SPEC2

Store SERIOUSELSE2 in SERIOUSDISABLEELSE2

Store COND3 in SERIOUSDISABLE_SPEC3

Store SELFCARE in DAILYACTIVITIES_SELFCARE

Store CMNCATE in DAILYACTIVITIES_TALKING

Store LEARNING in DAILYACTIVITIES_LEARNING

Store MOBILTY in DAILYACTIVITIES_MOBILITY

Store DIRCTION in DAILYACTIVITIES_DECISIONS

Store LIVNGDEP in DAILYACTIVITIES_LIVING

Store MANGING in DAILYACTIVITIES_BILLS

(These stores should be for the fields in the current incident report)#

This is not being updated since the these variables are being copied to subsequent incident reports in post-processing.

Array:

Skip Instructions: If INCIDENTHATECRIME eq 1 goto INCIDENTHATETARGETREASONS_RACE

Elseif INCIDENTHATECRIME eq 2,DK,RF and incident_personCount (incident number for current respondent) eq 1 goto DISABILITY_INTRO

Elseif INCIDENTHATECRIME eq 2,DK,RF and incident_personCount gt 1 AND MBLIND eq 0 (or empty) goto DISABILITY_INTRO

Elseif INCIDENTHATECRIME eq 2,DK,RF and HAVEDISABILITY eq 1 goto VICTIMDUETODISABLE

Else goto SUMMARY

Field

INCIDENTHATETARGETREASONS_RACE

BNCVS2.HATE.INCIDENTHATETARGETREASONS_RACE

Description: Was the respondent targeted because of race

Form Pane Label: Targeted Race

SAS Name:

Tag Name: INCIDENTHATETARGETREASONS_RACE

Inherited Universe: INCINDEX ge 1 and SKIPMID ne 1

Universe: INCIDENTHATECRIME eq 1

Universe Description:

Question Text: An offender/Offenders can target people for a variety of reasons, but we are only going to ask you about a few today. ^DO_DOES_C ^YOU_NAME suspect the offender(s) targeted ^YOU_HIM_HER because of...

^YOUR_HIS_HER_C^NAMES race?

Fills: DO_DOES_C

Instructions: If SELFPROXY eq 2 fill DO_DOES_C with "Do"
Else fill DO_DOES_C with "Does".

Fills: YOU_NAME

Instructions: If SELFPROXY eq 2 fill YOU_NAME with "you"
Else fill YOU_NAME with ^NAME.

Fills: YOU_HIM_HER

Instructions: If SELFPROXY eq 2 fill YOU_HIM_HER with "you"
Elseif SELFPROXY eq 4 AND SEX eq 1 fill YOU_HIM_HER with "him"
Elseif SELFPROXY eq 4 AND SEX eq 2 fill YOU_HIM_HER with "her"
Elseif SELFPROXY eq 4 AND SEX ne 1 or 2 fill YOU_HIM_HER with ^NAME.

Fills: YOUR_HIS_HER_C

Instructions: If SELFPROXY eq 2 fill YOUR_HIS_HER_C with "Your"
Elseif SELFPROXY eq 4 AND SEX eq 1 fill YOUR_HIS_HER_C with "His"
Elseif SELFPROXY eq 4 AND SEX eq 2 fill YOUR_HIS_HER_C with "Her"
Elseif SELFPROXY eq 4 AND SEX ne 1 or 2 fill YOUR_HIS_HER_C with ^NAME.

Fills: NAMES

Instructions: If SELFPROXY eq 4 AND SEX is blank fill NAMES with "s"

Else leave NAMES blank.

Type: Enumerated
Length: 1

Answer List: TYes_No_Dk

Value:	Mnemonic:	Description:
1		Yes
2		No
3		Don't know

Don't Know
 Refuse
 Empty

On Input
 On Output

Array:

Skip Instructions: INCHATETARGETREASONS_RELIGION

Field

INCHATETARGETREASONS_RELIGION

BNCVS2.HATE.INCHATETARGETREASONS_RELIGION

Description: Was the respondent targeted because of religion

Form Pane Label: Targeted Religion

SAS Name:

Tag Name: INCHATETARGETREASONS_RELIGION

Inherited Universe: INCINDEX ge 1 and SKIPMID ne 1

Universe: INCIDENTHATETARGETREASONS_RACE

Universe Description:

Question Text: An offender/Offenders can target people for a variety of reasons, but we are only going to ask you about a few today. ^DO_DOES_C ^YOU_NAME suspect the offender(s) targeted ^YOU_HIM_HER because of...

^YOUR_HIS_HER_C^NAMES religion?

Fills: DO_DOES_C

Instructions: If SELFPROXY eq 2 fill DO_DOES_C with "Do"
Else fill DO_DOES_C with "Does".

Fills: YOU_NAME

Instructions: If SELFPROXY eq 2 fill YOU_NAME with "you"
Else fill YOU_NAME with ^NAME.

Fills: YOU_HIM_HER

Instructions: If SELFPROXY eq 2 fill YOU_HIM_HER with "you"
Elseif SELFPROXY eq 4 AND SEX eq 1 fill YOU_HIM_HER with "him"
Elseif SELFPROXY eq 4 AND SEX eq 2 fill YOU_HIM_HER with "her"
Elseif SELFPROXY eq 4 AND SEX ne 1 or 2 fill YOU_HIM_HER with ^NAME.

Fills: YOUR_HIS_HER_C

Instructions: If SELFPROXY eq 2 fill YOUR_HIS_HER_C with "Your"
Elseif SELFPROXY eq 4 AND SEX eq 1 fill YOUR_HIS_HER_C with "His"
Elseif SELFPROXY eq 4 AND SEX eq 2 fill YOUR_HIS_HER_C with "Her"
Elseif SELFPROXY eq 4 AND SEX ne 1 or 2 fill YOUR_HIS_HER_C with ^NAME.

Fills: NAMES

Instructions: If SELFPROXY eq 4 AND SEX is blank fill NAMES with ""s"

Else leave NAMES blank.

Type: Enumerated
Length: 1

Answer List: TYes_No_Dk

Value:	Mnemonic:	Description:
1		Yes
2		No
3		Don't know

- Don't Know
- Refuse
- Empty

- On Input
- On Output

Array:

Skip Instructions: INCHATETARGETREASONS_ETHNICITY

Field

INCHATETARGETREASONS_ETHNICITY

BNCVS2.HATE.INCHATETARGETREASONS_ETHNICITY

Description: Was the respondent targeted because of ethnicity

Form Pane Label: Targeted Ethnicity

SAS Name:

Tag Name: INCHATETARGETREASONS_ETHNICITY

Inherited Universe: INCINDEX ge 1 and SKIPMID ne 1

Universe: INCHATETARGETREASONS_RELIGION

Universe Description:

Question Text: An offender/Offenders can target people for a variety of reasons, but we are only going to ask you about a few today. ^DO_DOES_C ^YOU_NAME suspect the offender(s) targeted ^YOU_HIM_HER because of...

^YOUR_HIS_HER_C^NAMES ethnic background or national origin (for example, people of Hispanic origin)?

Fills: DO_DOES_C

Instructions: If SELFPROXY eq 2 fill DO_DOES_C with "Do"
Else fill DO_DOES_C with "Does".

Fills: YOU_NAME

Instructions: If SELFPROXY eq 2 fill YOU_NAME with "you"
Else fill YOU_NAME with ^NAME.

Fills: YOU_HIM_HER

Instructions: If SELFPROXY eq 2 fill YOU_HIM_HER with "you"
Elseif SELFPROXY eq 4 AND SEX eq 1 fill YOU_HIM_HER with "him"
Elseif SELFPROXY eq 4 AND SEX eq 2 fill YOU_HIM_HER with "her"
Elseif SELFPROXY eq 4 AND SEX ne 1 or 2 fill YOU_HIM_HER with ^NAME.

Fills: YOUR_HIS_HER_C

Instructions: If SELFPROXY eq 2 fill YOUR_HIS_HER_C with "Your"
Elseif SELFPROXY eq 4 AND SEX eq 1 fill YOUR_HIS_HER_C with "His"
Elseif SELFPROXY eq 4 AND SEX eq 2 fill YOUR_HIS_HER_C with "Her"
Elseif SELFPROXY eq 4 AND SEX ne 1 or 2 fill YOUR_HIS_HER_C with ^NAME.

Fills: NAMES

**Instructions: If SELFPROXY eq 4 AND SEX is blank fill NAMES with ""s"
Else leave NAMES blank.**

Type: Enumerated
Length: 1

Answer List: TYes_No_Dk

Value:	Mnemonic:	Description:
1		Yes
2		No
3		Don't know

- Don't Know
- Refuse
- Empty

- On Input
- On Output

Array:

Skip Instructions: INCHATETARGETREASONS_DISABILITY

Field

INCHATETARGETREASONS_DISABILITY

BNCVS2.HATE.INCHATETARGETREASONS_DISABILITY

Description: Was the respondent targeted because of any disability

Form Pane Label: Targeted Disability

SAS Name:

Tag Name: INCHATETARGETREASONS_DISABILITY

Inherited Universe: INCINDEX ge 1 and SKIPMID ne 1

Universe: INCHATETARGETREASONS_ETHNICITY

Universe Description:

Question Text: An offender/Offenders can target people for a variety of reasons, but we are only going to ask you about a few today. ^DO_DOES_C ^YOU_NAME suspect the offender(s) targeted ^YOU_HIM_HER because of...

Any disability (by this I mean physical, mental, or developmental disabilities) ^YOU_HE_SHE may have?

Fills: DO_DOES_C

Instructions: If SELFPROXY eq 2 fill DO_DOES_C with "Do"
Else fill DO_DOES_C with "Does".

Fills: YOU_NAME

Instructions: If SELFPROXY eq 2 fill YOU_NAME with "you"
Else fill YOU_NAME with ^NAME.

Fills: YOU_HIM_HER

Instructions: If SELFPROXY eq 2 fill YOU_HIM_HER with "you"
Elseif SELFPROXY eq 4 AND SEX eq 1 fill YOU_HIM_HER with "him"
Elseif SELFPROXY eq 4 AND SEX eq 2 fill YOU_HIM_HER with "her"
Elseif SELFPROXY eq 4 AND SEX ne 1 or 2 fill YOU_HIM_HER with ^NAME.

Fills: YOU_HE_SHE

Instructions: If SELFPROXY eq 2 fill YOU_HE_SHE with "you"
Elseif SELFPROXY eq 4 AND SEX eq 1 fill YOU_HE_SHE with "he"
Elseif SELFPROXY eq 4 AND SEX eq 2 fill YOU_HE_SHE with "she"
Elseif SELFPROXY eq 4 AND SEX is blank fill YOU_HE_SHE with ^NAME.

Type: Enumerated

Length: 1

Answer List: TYes_No_Dk

Value:	Mnemonic:	Description:
1		Yes
2		No
3		Don't know

Don't Know

Refuse

Empty

On Input

On Output

Array:

Skip Instructions: INCIDENTHATETARGETREASONS_GENDER

Field

INCIDENTHATETARGETREASONS_GENDER

BNCVS2.HATE.INCIDENTHATETARGETREASONS_GENDER

Description: Was the respondent targeted because of gender

Form Pane Label: Targeted Gender

SAS Name:

Tag Name: INCIDENTHATETARGETREASONS_GENDER

Inherited Universe: INCINDEX ge 1 and SKIPMID ne 1

Universe: INCHATETARGETREASONS_DISABILITY

Universe Description:

Question Text: An offender/Offenders can target people for a variety of reasons, but we are only going to ask you about a few today. ^DO_DOES_C ^YOU_NAME suspect the offender(s) targeted ^YOU_HIM_HER because of...

^YOUR_HIS_HER_C^NAMES gender?

Fills: DO_DOES_C

Instructions: If SELFPROXY eq 2 fill DO_DOES_C with "Do"
Else fill DO_DOES_C with "Does".

Fills: YOU_NAME

Instructions: If SELFPROXY eq 2 fill YOU_NAME with "you"
Else fill YOU_NAME with ^NAME.

Fills: YOU_HIM_HER

Instructions: If SELFPROXY eq 2 fill YOU_HIM_HER with "you"
Elseif SELFPROXY eq 4 AND SEX eq 1 fill YOU_HIM_HER with "him"
Elseif SELFPROXY eq 4 AND SEX eq 2 fill YOU_HIM_HER with "her"
Elseif SELFPROXY eq 4 AND SEX ne 1 or 2 fill YOU_HIM_HER with ^NAME.

Fills: YOUR_HIS_HER_C

Instructions: If SELFPROXY eq 2 fill YOUR_HIS_HER_C with "Your"
Elseif SELFPROXY eq 4 AND SEX eq 1 fill YOUR_HIS_HER_C with "His"
Elseif SELFPROXY eq 4 AND SEX eq 2 fill YOUR_HIS_HER_C with "Her"
Elseif SELFPROXY eq 4 AND SEX ne 1 or 2 fill YOUR_HIS_HER_C with ^NAME.

Fills: NAMES

Instructions: If SELFPROXY eq 4 AND SEX is blank fill NAMES with ""s"

Else leave NAMES blank.

Type: Enumerated
Length: 1

Answer List: TYes_No_Dk

Value:	Mnemonic:	Description:
1		Yes
2		No
3		Don't know

- Don't Know
- Refuse
- Empty

- On Input
- On Output

Array:

Skip Instructions: INCIDENTHATETARGETREASONS_SEXUAL

Field

INCIDENTHATETARGETREASONS_SEXUAL

BNCVS2.HATE.INCIDENTHATETARGETREASONS_SEXUAL

Description: Was the respondent targeted because of sexual orientation

Form Pane Label: Targeted Orientation

SAS Name:

Tag Name: INCIDENTHATETARGETREASONS_SEXUAL

Inherited Universe: INCINDEX ge 1 and SKIPMID ne 1

Universe: INCIDENTHATETARGETREASONS_GENDER

Universe Description:

Question Text: An offender/Offenders can target people for a variety of reasons, but we are only going to ask you about a few today. ^DO_DOES_C ^YOU_NAME suspect the offender(s) targeted ^YOU_HIM_HER because of...

^YOUR_HIS_HER_C^NAMES sexual orientation?

Fills: DO_DOES_C

Instructions: If SELFPROXY eq 2 fill DO_DOES_C with "Do"
Else fill DO_DOES_C with "Does".

Fills: YOU_NAME

Instructions: If SELFPROXY eq 2 fill YOU_NAME with "you"
Else fill YOU_NAME with ^NAME.

Fills: YOU_HIM_HER

Instructions: If SELFPROXY eq 2 fill YOU_HIM_HER with "you"
Elseif SELFPROXY eq 4 AND SEX eq 1 fill YOU_HIM_HER with "him"
Elseif SELFPROXY eq 4 AND SEX eq 2 fill YOU_HIM_HER with "her"
Elseif SELFPROXY eq 4 AND SEX ne 1 or 2 fill YOU_HIM_HER with ^NAME.

Fills: YOUR_HIS_HER_C

Instructions: If SELFPROXY eq 2 fill YOUR_HIS_HER_C with "Your"
Elseif SELFPROXY eq 4 AND SEX eq 1 fill YOUR_HIS_HER_C with "His"
Elseif SELFPROXY eq 4 AND SEX eq 2 fill YOUR_HIS_HER_C with "Her"
Elseif SELFPROXY eq 4 AND SEX ne 1 or 2 fill YOUR_HIS_HER_C with ^NAME.

Fills: NAMES

Instructions: If SELFPROXY eq 4 AND SEX is blank fill NAMES with "s"

Else leave NAMES blank.

Type: Enumerated
Length: 1

Answer List: TYes_No_Dk

Value:	Mnemonic:	Description:
1		Yes
2		No
3		Don't know

- Don't Know
- Refuse
- Empty

- On Input
- On Output

Array:

Special Instructions: *** THIS IS NO LONGER VALID SINCE WE ARE ADDING AN EDIT CHECK TO TAKE CARE OF THE SITUATION BELOW ***

If INCIDENTHATETARGETREASONS_SEXUAL=1 then the instrument should stay at INCIDENTHATETARGETREASONS_SEXUAL and display the fill BYTHISWEMEAN.
The instrument should stay at INCIDENTHATETARGETREASONS_SEXUAL to allow the interviewer the opportunity to either change the answer to INCIDENTHATETARGETREASONS_SEXUAL or keep the answer the same by pressing the "Enter" key to move to the next field.

Skip Instructions: If INCIDENTHATETARGETREASONS_SEXUAL eq 1 goto INCHATETARGETSEXUAL (edit check)
Else goto INCIDENTHATETARGETWHOYOUKNOW

Check

INCHATETARGETSEXUAL
BNCVS2.HATE.INCHATETARGETSEXUAL

Description: Edit Check (soft) to verify the respondent meant when they answered 'yes' that the incident was a hate crime due to their sexual (homosexual, bisexual, or heterosexual) orientation

Inherited Universe: INCINDEX ge 1 and SKIPMID ne 1

Universe: INCIDENTHATETARGETREASONS_SEXUAL eq 1

Universe Description:

Text: By this we mean homosexual, bisexual, or heterosexual.

✦ If yes, press "Supress", otherwise press "Goto" to change the answer in INCIDENTHATETARGETREASONS_SEXUAL to "No"

Check Instructions:

Type: Soft

Skip Instructions: If "Supress" is clicked goto INCIDENTHATETARGETWHOYOUKNOW
Elseif "Goto" is clicked goto INCIDENTHATETARGETREASONS_SEXUAL (so interviewer can change answer to "No")

INCIDENTHATETARGETWHOYOUKNOW

Field

BNCVS2.HATE.INCIDENTHATETARGETWHOYOUKNOW

Description: Was respondent targeted because of people with whom the respondent associates

Form Pane Label: Targeted by association

SAS Name:

Tag Name: INCIDENTHATETARGETWHOYOUKNOW

Inherited Universe: INCINDEX ge 1 and SKIPMID ne 1

Universe: INCIDENTHATETARGETREASONS_SEXUAL

Universe Description:

Question Text: Some offenders target people because they associate with certain people or the (offender perceives/offenders perceive) them as having certain characteristics or religious beliefs.

^DO_DOES_C ^YOU_NAME suspect ^YOU_HE_SHE ^WERE_WAS targeted because of...

^YOUR_HIS_HER_C^NAMES association with people who have certain characteristics or religious beliefs (for example, a multiracial couple)?

Fills: DO_DOES_C

Instructions: If SELFPROXY eq 2 fill DO_DOES_C with "Do"
Else fill DO_DOES_C with "Does".

Fills: YOU_NAME

Instructions: If SELFPROXY eq 2 fill YOU_NAME with "you"
Else fill YOU_NAME with ^NAME.

Fills: YOU_HE_SHE

Instructions: If SELFPROXY eq 2 fill YOU_HE_SHE with "you"
Elseif SELFPROXY eq 4 AND SEX eq 1 fill YOU_HE_SHE with "he"
Elseif SELFPROXY eq 4 AND SEX eq 2 fill YOU_HE_SHE with "she"
Elseif SELFPROXY eq 4 AND SEX is blank fill YOU_HE_SHE with ^NAME.

Fills: WERE_WAS

Instructions: If SELFPROXY eq 2 fill WERE_WAS with "were"
Else fill WERE_WAS with "was".

Fills: YOUR_HIS_HER_C

Instructions: If SELFPROXY eq 2 fill YOUR_HIS_HER_C with "Your"

Elseif SELFPROXY eq 4 AND SEX eq 1 fill YOUR_HIS_HER_C with "His"

Elseif SELFPROXY eq 4 AND SEX eq 2 fill YOUR_HIS_HER_C with "Her"

Elseif SELFPROXY eq 4 AND SEX ne 1 or 2 fill YOUR_HIS_HER_C with ^NAME.

Fills: NAMES

Instructions: If SELFPROXY eq 4 AND SEX is blank fill NAMES with ""s"

Else leave NAMES blank.

Type: Enumerated

Length: 1

Answer List: TYes_No_Dk

Value:	Mnemonic:	Description:
1		Yes
2		No
3		Don't know

- Don't Know
- Refuse
- Empty

- On Input
- On Output

Array:

Skip Instructions: If INCIDENTHATETARGETWHOYOUKNOW eq 1 goto
INCHATETARGETWHOYOUKNOW_SPEC
Else goto INCIDENTHATETARGETRELIGION

INCHATARGETWHOYOUKNOW_SPEC

Field

BNCVS2.HATE.INCHATARGETWHOYOUKNOW_SPEC

Description: Write-in entry for why the respondent suspects being targeted because of people with whom the respondent associates

Form Pane Label: Assoc. targeted Specify

SAS Name:

Tag Name: INCHATARGETWHOYOUKNOW_SPEC

Inherited Universe: INCINDEX ge 1 and SKIPMID ne 1

Universe: INCIDENTHATARGETWHOYOUKNOW eq 1

Universe Description:

Question Text: * Please specify why ^YOU_NAME suspect ^YOU_HE_SHE ^WERE_WAS targeted because of ^YOUR_HIS_HER^NAMES association with people who have certain characteristics or religious beliefs.

Fills: YOU_NAME

Instructions: If SELFPROXY eq 2 fill YOU_NAME with "you"
Else fill YOU_NAME with ^NAME.

Fills: YOU_HE_SHE

Instructions: If SELFPROXY eq 2 fill YOU_HE_SHE with "you"
Elseif SELFPROXY eq 4 AND SEX eq 1 fill YOU_HE_SHE with "he"
Elseif SELFPROXY eq 4 AND SEX eq 2 fill YOU_HE_SHE with "she"
Elseif SELFPROXY eq 4 AND SEX is blank fill YOU_HE_SHE with ^NAME.

Fills: WERE_WAS

Instructions: If SELFPROXY eq 2 fill WERE_WAS with "were"
Else fill WERE_WAS with "was".

Fills: YOUR_HIS_HER

Instructions: If SELFPROXY eq 2 fill YOUR_HIS_HER with "your"
Elseif SELFPROXY eq 4 AND SEX eq 1 fill YOUR_HIS_HER with "his"
Elseif SELFPROXY eq 4 AND SEX eq 2 fill YOUR_HIS_HER with "her"
Elseif SELFPROXY eq 4 AND SEX ne 1 or 2 fill YOUR_HIS_HER with ^NAME.
(fill with the first and last name of L_NO collecting demographic information for)

Fills: NAMES

**Instructions: If SELFPROXY eq 4 AND SEX is blank fill NAMES with ""s"
Else leave NAMES blank.**

Type: String
Length: 35

- Don't Know
- Refuse
- Empty

- On Input
- On Output

Array:

Skip Instructions: INCIDENTHATETARGETRELIGION

INCIDENTHATETARGETRELIGION

BNCVS2.HATE.INCIDENTHATETARGETRELIGION

Field

Description: Was respondent targeted because of characteristics or religious beliefs

Form Pane Label: Charac. targeted

SAS Name:

Tag Name: INCIDENTHATETARGETRELIGION

Inherited Universe: INCINDEX ge 1 and SKIPMID ne 1

Universe: INCIDENTHATETARGETWHOYOUKNOW

Universe Description:

Question Text: ^DO_DOES_C ^YOU_NAME suspect ^YOU_HE_SHE ^WERE_WAS targeted because of...

The offender(s)'s perception of ^YOUR_HIS_HER^NAMES characteristics or religious beliefs (for example, the offender(s) thought ^YOU_HE_SHE ^WERE_WAS Jewish because ^YOU_HE_SHE went into a synagogue)?

Fills: DO_DOES_C

Instructions: If SELFPROXY eq 2 fill DO_DOES_C with "Do"
Else fill DO_DOES_C with "Does".

Fills: YOU_NAME

Instructions: If SELFPROXY eq 2 fill YOU_NAME with "you"
Else fill YOU_NAME with ^NAME.

Fills: YOU_HE_SHE

Instructions: If SELFPROXY eq 2 fill YOU_HE_SHE with "you"
Elseif SELFPROXY eq 4 AND SEX eq 1 fill YOU_HE_SHE with "he"
Elseif SELFPROXY eq 4 AND SEX eq 2 fill YOU_HE_SHE with "she"
Elseif SELFPROXY eq 4 AND SEX is blank fill YOU_HE_SHE with ^NAME.

Fills: WERE_WAS

Instructions: If SELFPROXY eq 2 fill WERE_WAS with "were"
Else fill WERE_WAS with "was".

Fills: YOUR_HIS_HER

Instructions: If SELFPROXY eq 2 fill YOUR_HIS_HER with "your"
Elseif SELFPROXY eq 4 AND SEX eq 1 fill YOUR_HIS_HER with "his"

Elseif SELFPROXY eq 4 AND SEX eq 2 fill YOUR_HIS_HER with "her"
Elseif SELFPROXY eq 4 AND SEX ne 1 or 2 fill YOUR_HIS_HER with ^NAME.
(fill with the first and last name of L_NO collecting demographic information for)

Fills: NAMES

Instructions: If SELFPROXY eq 4 AND SEX is blank fill NAMES with ""s"
Else leave NAMES blank.

Type: Enumerated

Length: 1

Answer List: TYes_No_Dk

Value:	Mnemonic:	Description:
1		Yes
2		No
3		Don't know

- Don't Know
- Refuse
- Empty

- On Input
- On Output

Store Instructions: 01/25/07 comment this out since these variables are not valid as of January instrument:

#If INCIDENTHATETARGETRELIGION eq 2, 3, RF AND MHEALTH ne 0
Store MHEALTH in MENTALCONDITION
Store MHEALTH1 in MENTALCONDITIONSPEC1
Store MCONDELSE1 in MENTALCONDITIONELSE1
Store MHEALTH2 in MENTALCONDITIONSPEC2
Store MCONDELSE2 in MENTALCONDITIONELSE2
Store MHEALTH3 in MENTALCONDITIONSPEC3
Store MRETARD in MENTALRETARDATION
Store AUTISM in AUTISM
Store CPALSY in CEREBRALPALSY
Store BRNINJRY in BRAININJURY
Store SERDSBLNG in SERIOUSDISABLE
Store COND1 in SERIOUSDISABLE_SPEC1
Store SERIOUSELSE1 in SERIOUSDISABLEELSE1
Store COND2 in SERIOUSDISABLE_SPEC2
Store SERIOUSELSE2 in SERIOUSDISABLEELSE2

Store COND3 in SERIOUSDISABLE_SPEC3
Store SELFCARE in DAILYACTIVITIES_SELFCARE
Store CMNCATE in DAILYACTIVITIES_TALKING
Store LEARNING in DAILYACTIVITIES_LEARNING
Store MOBILTY in DAILYACTIVITIES_MOBILITY
Store DIRCTION in DAILYACTIVITIES_DECISIONS
Store LIVNGDEP in DAILYACTIVITIES_LIVING
Store MANGING in DAILYACTIVITIES_BILLS
(These stores should be for the fields in the current incident report)#

This is not being updated since the these variables are being copied to subsequent incident reports in post-processing.

Array:

Skip Instructions: If INCIDENTHATETARGETRELIGION eq 1 goto
INCIDENTHATETARGETRELIGION_SPEC
Elseif INCIDENTHATETARGETRELIGION eq 2,3,RF and (one or more of
INCIDENTHATETARGETREASONS_RACE through
INCIDENTHATETARGETREASONS_SEXUAL or
INCIDENTHATETARGETWHOYOUKNOW eq 1) goto
INCIDENTHAVEEVIDENCEHATE
Elseif INCIDENTHATETARGETRELIGION eq 2,3,RF and incident_personCount
(incident number for current respondent) eq 1 goto DISABILITY_INTRO
Elseif INCIDENTHATETARGETRELIGION eq 2,3,RF and incident_personCount gt 1
and MBLIND eq 0 (or empty) goto DISABILITY_INTRO
Elseif INCIDENTHATETARGETRELIGION eq 2,3,RF and HAVEDISABILITY eq 1 goto
VICTIMDUETODISABLE
Else goto SUMMARY

Field

INCIDENTHATETARGETRELIGION_SPEC
BNCVS2.HATE.INCIDENTHATETARGETRELIGION_SPEC

Description: Write-in entry for why the respondent suspects being targeted because of characteristics

Form Pane Label: Resp. charac. Specify

SAS Name:

Tag Name: INCIDENTHATETARGETRELIGION_SPEC

Inherited Universe: INCINDEX ge 1 and SKIPMID ne 1

Universe: INCIDENTHATETARGETRELIGION eq 1

Universe Description:

Question Text: Please specify why ^YOU_NAME suspect ^YOU_HE_SHE ^WERE_WAS targeted because of the offender(s)'s perception of ^YOUR_HIS_HER^NAMES characteristics or religious beliefs.

Fills: YOU_NAME

Instructions: If SELFPROXY eq 2 fill YOU_NAME with "you"
Else fill YOU_NAME with ^NAME.

Fills: YOU_HE_SHE

Instructions: If SELFPROXY eq 2 fill YOU_HE_SHE with "you"
Elseif SELFPROXY eq 4 AND SEX eq 1 fill YOU_HE_SHE with "he"
Elseif SELFPROXY eq 4 AND SEX eq 2 fill YOU_HE_SHE with "she"
Elseif SELFPROXY eq 4 AND SEX is blank fill YOU_HE_SHE with ^NAME.

Fills: WERE_WAS

Instructions: If SELFPROXY eq 2 fill WERE_WAS with "were"
Else fill WERE_WAS with "was".

Fills: YOUR_HIS_HER

Instructions: If SELFPROXY eq 2 fill YOUR_HIS_HER with "your"
Elseif SELFPROXY eq 4 AND SEX eq 1 fill YOUR_HIS_HER with "his"
Elseif SELFPROXY eq 4 AND SEX eq 2 fill YOUR_HIS_HER with "her"
Elseif SELFPROXY eq 4 AND SEX ne 1 or 2 fill YOUR_HIS_HER with ^NAME.
(fill with the first and last name of L_NO collecting demographic information for)

Fills: NAMES

**Instructions: If SELFPROXY eq 4 AND SEX is blank fill NAMES with ""s"
Else leave NAMES blank.**

Type: String
Length: 35

- Don't Know
- Refuse
- Empty

- On Input
- On Output

Array:

Skip Instructions: INCIDENTHAVEEVIDENCE

Field

INCIDENTHAVEEVIDENCEHATE
 BNCVS2.HATE.INCIDENTHAVEEVIDENCEHATE

Description: Does respondent have evidence incident was a hate crime

Form Pane Label: Evidence of hate crime

SAS Name:

Tag Name: INCIDENTHAVEEVIDENCEHATE

Inherited Universe: INCINDEX ge 1 and SKIPMID ne 1

Universe: INCIDENTHATETARGETRELIGION and
 (INCIDENTHATETARGETREASONS_RACE eq 1 or\
 INCHATETARGETREASONS_RELIGION eq 1 or
 INCHATETARGETREASONS_ETHNICITY eq 1 or\
 INCHATETARGETREASONS_DISABILITY eq 1 or
 INCIDENTHATETARGETREASONS_GENDER eq 1 or\
 INCIDENTHATETARGETREASONS_SEXUAL eq 1 or
 INCIDENTHATETARGETWHOYOUKNOW eq 1 or\
 INCIDENTHATETARGETRELIGION eq 1)

Universe Description:

Question Text: ^DO_DOES_C ^YOU_NAME have any evidence that this incident was a hate crime or crime of prejudice or bigotry?

Fills: DO_DOES_C

Instructions: If SELFPROXY eq 2 fill DO_DOES_C with "Do"
 Else fill DO_DOES_C with "Does".

Fills: YOU_NAME

Instructions: If SELFPROXY eq 2 fill YOU_NAME with "you"
 Else fill YOU_NAME with ^NAME.

Type: Enumerated

Length: 1

Answer List: TYes_No_Dk

Value:	Mnemonic:	Description:
1		Yes
2		No
3		Don't know

- Don't Know
- Refuse
- Empty

- On Input
- On Output

Store Instructions: 01/25/07 comment this out since these variables are not valid as of January instrument:

#If INCIDENTHAVEEVIDENCEHATE = RF AND MHEALTH ne 0

Store MHEALTH in MENTALCONDITION

Store MHEALTH1 in MENTALCONDITIONSPEC1

Store MCONDELSE1 in MENTALCONDITIONELSE1

Store MHEALTH2 in MENTALCONDITIONSPEC2

Store MCONDELSE2 in MENTALCONDITIONELSE2

Store MHEALTH3 in MENTALCONDITIONSPEC3

Store MRETARD in MENTALRETARDATION

Store AUTISM in AUTISM

Store CPALSY in CEREBRALPALSY

Store BRNINJRY in BRAININJURY

Store SERDSBLNG in SERIOUSDISABLE

Store COND1 in SERIOUSDISABLE_SPEC1

Store SERIOUSELSE1 in SERIOUSDISABLEELSE1

Store COND2 in SERIOUSDISABLE_SPEC2

Store SERIOUSELSE2 in SERIOUSDISABLEELSE2

Store COND3 in SERIOUSDISABLE_SPEC3

Store SELFCARE in DAILYACTIVITIES_SELFCARE

Store CMNCATE in DAILYACTIVITIES_TALKING

Store LEARNING in DAILYACTIVITIES_LEARNING

Store MOBILTY in DAILYACTIVITIES_MOBILITY

Store DIRCTION in DAILYACTIVITIES_DECISIONS

Store LIVNGDEP in DAILYACTIVITIES_LIVING

Store MANGING in DAILYACTIVITIES_BILLS

(These stores should be for the fields in the current incident report)#

This is not being updated since the these variables are being copied to subsequent incident reports in post-processing.

Not sure this can be done here, probably should be done at INCIDENTHAVEEVIDENCEHATE_SUGGEST (already in that fields store instructions)

If INCIDENTHAVEEVIDENCEHATE_SUGGEST eq 1 store 1 in INCIDENTHAVEEVIDENCEHATE

Array:

Skip Instructions: If INCIDENTHAVEEVIDENCEHATE eq 1 goto INCIDENTEVIDENCEHATE_MAKEFUN
Elseif INCIDENTHAVEEVIDENCEHATE eq 2, 3 goto INCIDENTHAVEEVIDENCEHATE_SUGGEST
Elseif INCIDENTHAVEEVIDENCEHATE eq RF and incident_personCount (incident number for current respondent) eq 1 goto DISABILITY_INTRO
Elseif INCIDENTHAVEEVIDENCEHATE eq RF and incident_personCount gt 1 and MBLIND eq 0 (or empty) goto DISABILITY_INTRO
Elseif INCIDENTHAVEEVIDENCEHATE eq RF and HAVEDISABILITY eq 1 goto VICTIMDUETODISABLE
Else goto SUMMARY

INCIDENTHAVEEVIDENCEHATE_SUGGEST

Field

BNCVS2.HATE.INCIDENTHAVEEVIDENCEHATE_SUGGEST

Description: Does respondent have evidence incident was a hate crime - Probe

Form Pane Label: Evidence of HC probe

SAS Name:

Tag Name: INCIDENTHAVEEVIDENCEHATE_SUGGEST

Inherited Universe: INCINDEX ge 1 and SKIPMID ne 1

Universe: INCIDENTHAVEEVIDENCEHATE eq 2, 3

Universe Description:

Question Text: Did the offender(s) say something, write anything, or leave anything behind at the crime scene that would suggest ^YOU_HE_SHE ^WERE_WAS targeted because of ^YOUR_HIS_HER^NAMES characteristics or religious beliefs?

Fills: YOU_HE_SHE

Instructions: If SELFPROXY eq 2 fill YOU_HE_SHE with "you"

Elseif SELFPROXY eq 4 AND SEX eq 1 fill YOU_HE_SHE with "he"

Elseif SELFPROXY eq 4 AND SEX eq 2 fill YOU_HE_SHE with "she"

Elseif SELFPROXY eq 4 AND SEX is blank fill YOU_HE_SHE with ^NAME.

Fills: WERE_WAS

Instructions: If SELFPROXY eq 2 fill WERE_WAS with "were"

Else fill WERE_WAS with "was".

Fills: YOUR_HIS_HER

Instructions: If SELFPROXY eq 2 fill YOUR_HIS_HER with "your"

Elseif SELFPROXY eq 4 AND SEX eq 1 fill YOUR_HIS_HER with "his"

Elseif SELFPROXY eq 4 AND SEX eq 2 fill YOUR_HIS_HER with "her"

Elseif SELFPROXY eq 4 AND SEX ne 1 or 2 fill YOUR_HIS_HER with ^NAME.
(fill with the first and last name of L_NO collecting demographic information for)

Fills: NAMES

Instructions: If SELFPROXY eq 4 AND SEX is blank fill NAMES with ""s"

Else leave NAMES blank.

Type: Enumerated

Length: 1

Answer List: TYesNo

Value:	Mnemonic:	Description:
1	Yes	Yes
2	No	No

- Don't Know
- Refuse
- Empty

- On Input
- On Output

Store Instructions: 01/25/07 comment this out since these variables are not valid as of January instrument:

```
#If INCIDENTHAVEEVIDENCEHATE_SUGGEST eq 2, RF AND MHEALTH ne 0
Store MHEALTH in MENTALCONDITION
Store MHEALTH1 in MENTALCONDITIONSPEC1
Store MCONDELSE1 in MENTALCONDITIONELSE1
Store MHEALTH2 in MENTALCONDITIONSPEC2
Store MCONDELSE2 in MENTALCONDITIONELSE2
Store MHEALTH3 in MENTALCONDITIONSPEC3
Store MRETARD in MENTALRETARDATION
Store AUTISM in AUTISM
Store CPALSY in CEREBRALPALSY
Store BRNINJRY in BRAININJURY
Store SERDSBLNG in SERIOUSDISABLE
Store COND1 in SERIOUSDISABLE_SPEC1
Store SERIOUSELSE1 in SERIOUSDISABLEELSE1
Store COND2 in SERIOUSDISABLE_SPEC2
Store SERIOUSELSE2 in SERIOUSDISABLEELSE2
Store COND3 in SERIOUSDISABLE_SPEC3
Store SELFCARE in DAILYACTIVITIES_SELFCARE
Store CMNCATE in DAILYACTIVITIES_TALKING
Store LEARNING in DAILYACTIVITIES_LEARNING
Store MOBILTY in DAILYACTIVITIES_MOBILITY
Store DIRCTION in DAILYACTIVITIES_DECISIONS
Store LIVNGDEP in DAILYACTIVITIES_LIVING
Store MANGING in DAILYACTIVITIES_BILLS
(These stores should be for the fields in the current incident report)#
```

This is not being updated since the these variables are being copied to subsequent incident reports in post-processing.

```
If INCIDENTHAVEEVIDENCEHATE_SUGGEST eq 1 store 1 in
INCIDENTHAVEEVIDENCEHATE
```

Array:

Skip Instructions: If INCIDENTHAVEEVIDENCEHATE_SUGGEST eq 1 goto
INCIDENTEVIDENCEHATE_MAKEFUN
Elseif INCIDENTHAVEEVIDENCEHATE_SUGGEST eq 2,RF and
incident_personCount (incident number for current respondent) eq 1 goto
DISABILITY_INTRO
Elseif INCIDENTHAVEEVIDENCEHATE_SUGGEST eq 2,RF and
incident_personCount gt 1 AND MBLIND eq 0 (or empty) goto DISABILITY_INTRO
Elseif INCIDENTHAVEEVIDENCEHATE_SUGGEST eq 2,RF and HAVEDISABILITY
eq 1 goto VICTIMDUETODISABLE
Else goto SUMMARY

Field

INCIDENTEVIDENCEHATE_MAKEFUN
BNCVS2.HATE.INCIDENTEVIDENCEHATE_MAKEFUN

Description: Evidence the respondent has that the incident was a hate crime - Offenders made fun of

Form Pane Label: Evidence - Make fun

SAS Name:

Tag Name: INCIDENTEVIDENCEHATE_MAKEFUN

Inherited Universe: INCINDEX ge 1 and SKIPMID ne 1

Universe: INCIDENTHAVEEVIDENCEHATE = 1

Universe Description:

Question Text: The next questions ask about the evidence ^YOU_NAME ^HAVE_HAS that makes ^YOU_HIM_HER suspect this incident was a hate crime or a crime of prejudice or bigotry. As I read the following questions, please tell me if any of the following happened:

Did the offender(s) make fun of ^YOU_HIM_HER, make negative comments, use slang, hurtful words, or abusive language?

Fills: YOU_NAME

Instructions: If SELFPROXY eq 2 fill YOU_NAME with "you"
Else fill YOU_NAME with ^NAME.

Fills: HAVE_HAS

Instructions: If SELFPROXY eq 2 fill HAVE_HAS with "have"
Else fill HAVE_HAS with "has".

Fills: YOU_HIM_HER

Instructions: If SELFPROXY eq 2 fill YOU_HIM_HER with "you"
Elseif SELFPROXY eq 4 AND SEX eq 1 fill YOU_HIM_HER with "him"
Elseif SELFPROXY eq 4 AND SEX eq 2 fill YOU_HIM_HER with "her"
Elseif SELFPROXY eq 4 AND SEX ne 1 or 2 fill YOU_HIM_HER with ^NAME.

Type: Enumerated

Length: 1

Answer List: TYes_No_Dk

Value: **Mnemonic:** **Description:**

1	Yes
2	No
3	Don't know

- Don't Know
- Refuse
- Empty

- On Input
- On Output

Array:

Skip Instructions: INCIDENTEVIDENCEHATE_SYMBOLS

Field

INCIDENTEVIDENCEHATE_SYMBOLS
BNCVS2.HATE.INCIDENTEVIDENCEHATE_SYMBOLS

Description: Evidence the respondent has that the incident was a hate crime - Symbols present at scene

Form Pane Label: Evidence - Symbols

SAS Name:

Tag Name: INCIDENTEVIDENCEHATE_SYMBOLS

Inherited Universe: INCINDEX ge 1 and SKIPMID ne 1

Universe: INCIDENTEVIDENCEHATE_MAKEFUN

Universe Description:

Question Text: The next questions ask about the evidence ^YOU_NAME ^HAVE_HAS that makes ^YOU_HIM_HER suspect this incident was a hate crime or a crime of prejudice or bigotry. As I read the following questions, please tell me if any of the following happened:

Were any hate symbols present at the crime scene to indicate the offender(s) targeted ^YOU_HIM_HER for a particular reason (for example, a swastika, graffiti on the walls of a temple, a burning cross, or written words)?

Fills: YOU_NAME

Instructions: If SELFPROXY eq 2 fill YOU_NAME with "you"
Else fill YOU_NAME with ^NAME.

Fills: HAVE_HAS

Instructions: If SELFPROXY eq 2 fill HAVE_HAS with "have"
Else fill HAVE_HAS with "has".

Fills: YOU_HIM_HER

Instructions: If SELFPROXY eq 2 fill YOU_HIM_HER with "you"
Elseif SELFPROXY eq 4 AND SEX eq 1 fill YOU_HIM_HER with "him"
Elseif SELFPROXY eq 4 AND SEX eq 2 fill YOU_HIM_HER with "her"
Elseif SELFPROXY eq 4 AND SEX ne 1 or 2 fill YOU_HIM_HER with ^NAME.

Type: Enumerated

Length: 1

Answer List: TYes_No_Dk

Value:	Mnemonic:	Description:
1		Yes
2		No
3		Don't know

- Don't Know
- Refuse
- Empty

- On Input
- On Output

Array:

Skip Instructions: INCEVIDENCEHATE_POLICETARGET

Field

INCEVIDENCEHATE_POLICETARGET
BNCVS2.HATE.INCEVIDENCEHATE_POLICETARGET

Description: Evidence the respondent has that the incident was a hate crime - Police investigation

Form Pane Label: Evidence - Police

SAS Name:

Tag Name: INCEVIDENCEHATE_POLICETARGET

Inherited Universe: INCINDEX ge 1 and SKIPMID ne 1

Universe: INCIDENTEVIDENCEHATE_SYMBOLS

Universe Description:

Question Text: The next questions ask about the evidence ^YOU_NAME ^HAVE_HAS that makes ^YOU_HIM_HER suspect this incident was a hate crime or a crime of prejudice or bigotry. As I read the following questions, please tell me if any of the following happened:

Did a police investigation confirm the offender(s) targeted ^YOU_HIM_HER (for example, did the offender(s) confess a motive, or did the police find books, journals, or pictures that indicated the offender(s) (was/were) prejudiced against people with certain characteristics or religious beliefs)?

Fills: YOU_NAME

Instructions: If SELFPROXY eq 2 fill YOU_NAME with "you"
Else fill YOU_NAME with ^NAME.

Fills: HAVE_HAS

Instructions: If SELFPROXY eq 2 fill HAVE_HAS with "have"
Else fill HAVE_HAS with "has".

Fills: YOU_HIM_HER

Instructions: If SELFPROXY eq 2 fill YOU_HIM_HER with "you"
Elseif SELFPROXY eq 4 AND SEX eq 1 fill YOU_HIM_HER with "him"
Elseif SELFPROXY eq 4 AND SEX eq 2 fill YOU_HIM_HER with "her"
Elseif SELFPROXY eq 4 AND SEX ne 1 or 2 fill YOU_HIM_HER with ^NAME.

Type: Enumerated

Length: 1

Answer List: TYes_No_Dk

Value:	Mnemonic:	Description:
1		Yes
2		No
3		Don't know

- Don't Know
- Refuse
- Empty

- On Input
- On Output

Array:

Skip Instructions: INCEVIDENCEHATE_OFFENDERDIDSAME

Field

INCEVIDENCEHATE_OFFENDERDIDSAME
BNCVS2.HATE.INCEVIDENCEHATE_OFFENDERDIDSAME

Description: Evidence the respondent has that the incident was a hate crime - Offenders committed similar

Form Pane Label: Offender similar inc

SAS Name:

Tag Name: INCEVIDENCEHATE_OFFENDERDIDSAME

Inherited Universe: INCINDEX ge 1 and SKIPMID ne 1

Universe: INCEVIDENCEHATE_POLICETARGET

Universe Description:

Question Text: The next questions ask about the evidence ^YOU_NAME ^HAVE_HAS that makes ^YOU_HIM_HER suspect this incident was a hate crime or a crime of prejudice or bigotry. As I read the following questions, please tell me if any of the following happened:

^DO_DOES_C ^YOU_HE_SHE know if the offender(s) (has/have) committed similar hate crimes or crimes of prejudice or bigotry in the past?

Fills: YOU_NAME

Instructions: If SELFPROXY eq 2 fill YOU_NAME with "you"
Else fill YOU_NAME with ^NAME.

Fills: HAVE_HAS

Instructions: If SELFPROXY eq 2 fill HAVE_HAS with "have"
Else fill HAVE_HAS with "has".

Fills: YOU_HIM_HER

Instructions: If SELFPROXY eq 2 fill YOU_HIM_HER with "you"
Elseif SELFPROXY eq 4 AND SEX eq 1 fill YOU_HIM_HER with "him"
Elseif SELFPROXY eq 4 AND SEX eq 2 fill YOU_HIM_HER with "her"
Elseif SELFPROXY eq 4 AND SEX ne 1 or 2 fill YOU_HIM_HER with ^NAME.

Fills: DO_DOES_C

Instructions: If SELFPROXY eq 2 fill DO_DOES_C with "Do"
Else fill DO_DOES_C with "Does".

Fills: YOU_HE_SHE

Instructions: If SELFPROXY eq 2 fill YOU_HE_SHE with "you"
Elseif SELFPROXY eq 4 AND SEX eq 1 fill YOU_HE_SHE with "he"
Elseif SELFPROXY eq 4 AND SEX eq 2 fill YOU_HE_SHE with "she"
Elseif SELFPROXY eq 4 AND SEX is blank fill YOU_HE_SHE with ^NAME.

Type: Enumerated
Length: 1

Answer List: TYes_No_Dk

Value:	Mnemonic:	Description:
1		Yes
2		No
3		Don't know

Don't Know
 Refuse
 Empty

On Input
 On Output

Array:

Skip Instructions: INCIDENTEVIDENCEHATE_NEARHOLIDAY

Field

INCIDENTEVIDENCEHATE_NEARHOLIDAY
BNCVS2.HATE.INCIDENTEVIDENCEHATE_NEARHOLIDAY

Description: Evidence the respondent has that the incident was a hate crime - Near a holiday

Form Pane Label: Evidence - Holiday

SAS Name:

Tag Name: INCIDENTEVIDENCEHATE_NEARHOLIDAY

Inherited Universe: INCINDEX ge 1 and SKIPMID ne 1

Universe: INCEVIDENCEHATE_OFFENDERDIDSAME

Universe Description:

Question Text: The next questions ask about the evidence ^YOU_NAME ^HAVE_HAS that makes ^YOU_HIM_HER suspect this incident was a hate crime or a crime of prejudice or bigotry. As I read the following questions, please tell me if any of the following happened:

Did the incident occur on or near a holiday, event, location, gathering place, or building commonly associated with a specific group (for example, at the Gay Pride March or at a synagogue, Korean church, or gay bar)?

Fills: YOU_NAME

Instructions: If SELFPROXY eq 2 fill YOU_NAME with "you"
Else fill YOU_NAME with ^NAME.

Fills: HAVE_HAS

Instructions: If SELFPROXY eq 2 fill HAVE_HAS with "have"
Else fill HAVE_HAS with "has".

Fills: YOU_HIM_HER

Instructions: If SELFPROXY eq 2 fill YOU_HIM_HER with "you"
Elseif SELFPROXY eq 4 AND SEX eq 1 fill YOU_HIM_HER with "him"
Elseif SELFPROXY eq 4 AND SEX eq 2 fill YOU_HIM_HER with "her"
Elseif SELFPROXY eq 4 AND SEX ne 1 or 2 fill YOU_HIM_HER with ^NAME.

Type: Enumerated

Length: 1

Answer List: TYes_No_Dk

Value:	Mnemonic:	Description:
--------	-----------	--------------

1	Yes
2	No
3	Don't know

- Don't Know
- Refuse
- Empty

- On Input
- On Output

Array:

Skip Instructions: INCEVIDENCEHATE_OTHERLIKECRIMES

Field

INCEVIDENCEHATE_OTHERLIKECRIMES
BNCVS2.HATE.INCEVIDENCEHATE_OTHERLIKECRIMES

Description: Evidence the respondent has that the incident was a hate crime - other HC in area

Form Pane Label: Evidence - HC in area

SAS Name:

Tag Name: INCEVIDENCEHATE_OTHERLIKECRIMES

Inherited Universe: INCINDEX ge 1 and SKIPMID ne 1

Universe: INCIDENTEVIDENCEHATE_NEARHOLIDAY

Universe Description:

Question Text: The next questions ask about the evidence ^YOU_NAME ^HAVE_HAS that makes ^YOU_HIM_HER suspect this incident was a hate crime or a crime of prejudice or bigotry. As I read the following questions, please tell me if any of the following happened:

Have other hate crimes or crimes of prejudice or bigotry happened to ^YOU_HIM_HER or in ^YOUR_HIS_HER^NAMES area/neighborhood where people have been targeted?

Fills: YOU_NAME

Instructions: If SELFPROXY eq 2 fill YOU_NAME with "you"
Else fill YOU_NAME with ^NAME.

Fills: HAVE_HAS

Instructions: If SELFPROXY eq 2 fill HAVE_HAS with "have"
Else fill HAVE_HAS with "has".

Fills: YOU_HIM_HER

Instructions: If SELFPROXY eq 2 fill YOU_HIM_HER with "you"
Elseif SELFPROXY eq 4 AND SEX eq 1 fill YOU_HIM_HER with "him"
Elseif SELFPROXY eq 4 AND SEX eq 2 fill YOU_HIM_HER with "her"
Elseif SELFPROXY eq 4 AND SEX ne 1 or 2 fill YOU_HIM_HER with ^NAME.

Fills: YOUR_HIS_HER

Instructions: If SELFPROXY eq 2 fill YOUR_HIS_HER with "your"
Elseif SELFPROXY eq 4 AND SEX eq 1 fill YOUR_HIS_HER with "his"
Elseif SELFPROXY eq 4 AND SEX eq 2 fill YOUR_HIS_HER with "her"
Elseif SELFPROXY eq 4 AND SEX ne 1 or 2 fill YOUR_HIS_HER with ^NAME.
(fill with the first and last name of L_NO collecting demographic information

for)

Fills: NAMES

Instructions: If SELFPROXY eq 4 AND SEX is blank fill NAMES with ""s"
Else leave NAMES blank.

Type: Enumerated

Length: 1

Answer List: TYes_No_Dk

Value:	Mnemonic:	Description:
1		Yes
2		No
3		Don't know

- Don't Know
- Refuse
- Empty

- On Input
- On Output

Array:

Skip Instructions: INCEVIDENCEHATE_FELT_BELIEVED

Field

INCEVIDENCEHATE_FELT_BELIEVED
BNCVS2.HATE.INCEVIDENCEHATE_FELT_BELIEVED

Description: Evidence the respondent has that the incident was a hate crime - Felt it was

Form Pane Label: Evidence - Believe it was

SAS Name:

Tag Name: INCEVIDENCEHATE_FELT_BELIEVED

Inherited Universe: INCINDEX ge 1 and SKIPMID ne 1

Universe: INCEVIDENCEHATE_OTHERLIKECRIMES

Universe Description:

Question Text: The next questions ask about the evidence ^YOU_NAME ^HAVE_HAS that makes ^YOU_HIM_HER suspect this incident was a hate crime or a crime of prejudice or bigotry. As I read the following questions, please tell me if any of the following happened:

Do ^YOUR_HIS_HER^NAMES feelings, instincts, or perception lead ^YOU_HIM_HER to suspect this incident was a hate crime or crime of prejudice or bigotry, but ^YOU_HE_SHE ^DO_DOES not have enough evidence to know for sure?

Fills: YOU_NAME

Instructions: If SELFPROXY eq 2 fill YOU_NAME with "you"
Else fill YOU_NAME with ^NAME.

Fills: HAVE_HAS

Instructions: If SELFPROXY eq 2 fill HAVE_HAS with "have"
Else fill HAVE_HAS with "has".

Fills: YOU_HIM_HER

Instructions: If SELFPROXY eq 2 fill YOU_HIM_HER with "you"
Elseif SELFPROXY eq 4 AND SEX eq 1 fill YOU_HIM_HER with "him"
Elseif SELFPROXY eq 4 AND SEX eq 2 fill YOU_HIM_HER with "her"
Elseif SELFPROXY eq 4 AND SEX ne 1 or 2 fill YOU_HIM_HER with ^NAME.

Fills: YOUR_HIS_HER

Instructions: If SELFPROXY eq 2 fill YOUR_HIS_HER with "your"
Elseif SELFPROXY eq 4 AND SEX eq 1 fill YOUR_HIS_HER with "his"
Elseif SELFPROXY eq 4 AND SEX eq 2 fill YOUR_HIS_HER with "her"

**Elseif SELFPROXY eq 4 AND SEX ne 1 or 2 fill YOUR_HIS_HER with ^NAME.
(fill with the first and last name of L_NO collecting demographic information
for)**

Fills: NAMES

**Instructions: If SELFPROXY eq 4 AND SEX is blank fill NAMES with ""s"
Else leave NAMES blank.**

Fills: YOU_HE_SHE

**Instructions: If SELFPROXY eq 2 fill YOU_HE_SHE with "you"
Elseif SELFPROXY eq 4 AND SEX eq 1 fill YOU_HE_SHE with "he"
Elseif SELFPROXY eq 4 AND SEX eq 2 fill YOU_HE_SHE with "she"
Elseif SELFPROXY eq 4 AND SEX is blank fill YOU_HE_SHE with ^NAME.**

Fills: DO_DOES

**Instructions: If SELFPROXY eq 2 fill DO_DOES with "do"
Else fill DO_DOES with "does".**

Type: Enumerated

Length: 1

Answer List: TYes_No_Dk

Value:	Mnemonic:	Description:
1		Yes
2		No
3		Don't know

Don't Know
 Refuse
 Empty

On Input
 On Output

Array:

Skip Instructions: TELLPOLICEHATECRIME

Field

TELLPOLICEHATECRIME
BNCVS2.HATE.TELLPOLICEHATECRIME

Description: Did respondent tell police of belief that the incident was a hate crime

Form Pane Label: Tell police it was a HC

SAS Name:

Tag Name: TELLPOLICEHATECRIME

Inherited Universe: INCINDEX ge 1 and SKIPMID ne 1

Universe: INCIDENTHAVEEVIDENCE eq 1

Universe Description:

Question Text: At any time, did ^YOU_NAME tell the police that ^YOU_HE_SHE believed the incident was a hate crime or crime of prejudice or bigotry?

Fills: YOU_NAME

Instructions: If SELFPROXY eq 2 fill YOU_NAME with "you"
Else fill YOU_NAME with ^NAME.

Fills: YOU_HE_SHE

Instructions: If SELFPROXY eq 2 fill YOU_HE_SHE with "you"
Elseif SELFPROXY eq 4 AND SEX eq 1 fill YOU_HE_SHE with "he"
Elseif SELFPROXY eq 4 AND SEX eq 2 fill YOU_HE_SHE with "she"
Elseif SELFPROXY eq 4 AND SEX is blank fill YOU_HE_SHE with ^NAME.

Type: Enumerated

Length: 1

Answer List: TYesNo

Value:	Mnemonic:	Description:
1	Yes	Yes
2	No	No

- Don't Know
- Refuse
- Empty

- On Input
- On Output

Store Instructions: 01/25/07 comment this out since these variables are not valid as of January

instrument:
#If HAVEDISABILITY eq 1
Store MHEALTH in MENTALCONDITION
Store MHEALTH1 in MENTALCONDITIONSPEC1
Store MCONDELSE1 in MENTALCONDITIONELSE1
Store MHEALTH2 in MENTALCONDITIONSPEC2
Store MCONDELSE2 in MENTALCONDITIONELSE2
Store MHEALTH3 in MENTALCONDITIONSPEC3
Store MRETARD in MENTALRETARDATION
Store AUTISM in AUTISM
Store CPALSY in CEREBRALPALSY
Store BRNINJRY in BRAININJURY
Store SERDSBLNG in SERIOUSDISABLE
Store COND1 in SERIOUSDISABLE_SPEC1
Store SERIOUSELSE1 in SERIOUSDISABLEELSE1
Store COND2 in SERIOUSDISABLE_SPEC2
Store SERIOUSELSE2 in SERIOUSDISABLEELSE2
Store COND3 in SERIOUSDISABLE_SPEC3
Store SELFCARE in DAILYACTIVITIES_SELFCARE
Store CMNCATE in DAILYACTIVITIES_TALKING
Store LEARNING in DAILYACTIVITIES_LEARNING
Store MOBILTY in DAILYACTIVITIES_MOBILITY
Store DIRCTION in DAILYACTIVITIES_DECISIONS
Store LIVNGDEP in DAILYACTIVITIES_LIVING
Store MANGING in DAILYACTIVITIES_BILLS
(These stores should be for the fields in the current incident report)#

This is not being updated since the these variables are being copied to subsequent incident reports in post-processing.

Array:

Skip Instructions: If incident_personCount (incident number for current respondent) eq 1 goto
DISABILITY_INTRO
Elseif incident_personCount gt 1 AND MBLIND eq 0 (or empty) goto
DISABILITY_INTRO
Elseif HAVEDISABILITY eq 1 goto VICTIMDUETODISABLE
Else goto SUMMARY

Field

NCVS2SEC9INTID
BNCVS2.HATE.NCVS2SEC9INTID

Description: ID of the FR who completed the NCVS 2, Section 9 block (Hate)

Form Pane Label:

SAS Name:

Tag Name: ncvs2sec9intid

Inherited Universe: INCINDEX ge 1 and SKIPMID ne 1

Universe:

Universe Description:

Question Text:

Type: Classification

Length: 3

- Don't Know
- Refuse
- Empty

- On Input
- On Output

Store Instructions: If ((INCIDENTHATECRIME eq 2,DK,RF or
(INCIDENTHATETARGETRELIGION eq 2,3,RF and
(INCIDENTHATETARGETREASONS_RACE eq 2,3,RF and
INCHATETARGETREASONS_RELIGION eq 2,3,RF and
INCHATETARGETREASONS_ETHNICITY eq 2,3,RF and
INCHATETARGETREASONS_DISABILITY eq 2,3,RF and
INCIDENTHATETARGETREASONS_GENDER eq 2,3,RF and
INCIDENTHATETARGETREASONS_SEXUAL eq 2,3,RF and
INCIDENTHATETARGETWHOYOUKNOW all eq 2,3,RF)) or
INCIDENTHAVEEVIDENCEHATE eq RF or
INCIDENTHAVEEVIDENCEHATE_SUGGEST eq 2,RF or
TELLPOLICEHATECRIME eq 1,2,DK,RF) AND NCVS2SEC9INTID is empty)
store INTID in NCVS2SEC9INTID and
store USERID in NCVS2SEC9JBID

Array:

NCVS2SEC9JBID

Field

BNCVS2.HATE.NCVS2SEC9JBID

Description: James Bond ID of the FR who completed the NCVS 2, Section 9 block (Hate)

Form Pane Label:

SAS Name:

Tag Name: ncvs2sec9jbid

Inherited Universe: INCINDEX ge 1 and SKIPMID ne 1

Universe:

Universe Description:

Question Text:

Type: Classification

Length: 8

- Don't Know
- Refuse
- Empty

- On Input
- On Output

Store Instructions: If ((INCIDENTHATECRIME eq 2,DK,RF or
(INCIDENTHATETARGETRELIGION eq 2,3,RF and
(INCIDENTHATETARGETREASONS_RACE eq 2,3,RF and
INCHATETARGETREASONS_RELIGION eq 2,3,RF and
INCHATETARGETREASONS_ETHNICITY eq 2,3,RF and
INCHATETARGETREASONS_DISABILITY eq 2,3,RF and
INCIDENTHATETARGETREASONS_GENDER eq 2,3,RF and
INCIDENTHATETARGETREASONS_SEXUAL eq 2,3,RF and
INCIDENTHATETARGETWHOYOUKNOW all eq 2,3,RF)) or
INCIDENTHAVEEVIDENCEHATE eq RF or
INCIDENTHAVEEVIDENCEHATE_SUGGEST eq 2,RF or
TELLPOLICEHATECRIME eq 1,2,DK,RF) AND NCVS2SEC9JBID is empty)
store USERID in NCVS2SEC9JBID

Array:

Block

SUMMARY
BNCVS2.SUMMARY

Description: Summary/Incs to Add

Tab Name: Summary/Incs to Add

Fly Over Name:

Universe Type: If

Inherited Universe: INCINDEX ge 1 and SKIPMID ne 1

Universe:

Universe Description:

Array:

Block Instructions:

SUMMARY

Field

BNCVS2.SUMMARY.SUMMARY

Description: Interviewer description of the incident

Form Pane Label: Incident summary

SAS Name:

Tag Name: SUMMARY

Inherited Universe: INCINDEX ge 1 and SKIPMID ne 1

Universe: INCIDENTDATEPROBE eq 1 or "empty"

Universe Description:

Question Text: [bold]PERSON:[n] ^NAME [bold]LN:[n] ^LNO [bold]SOURCE:[n] ^SOURCE
[bold]MONTH:[n] ^SUM_INCMONTH

[bold]NOTES:[n] ^SCREENERNOTE
^SUM_WHYADDINC

[bold]WHERE:[n] ^SUM_WHEREOCC
[bold]^SUM_WHO[n] ^SUM_PRESENCE
[bold]WEAPON:[n] ^SUM_WEAPON
[bold]^SUM_ATTACK_TRY_THREAT[n] ^SUM_ATT_TRY_THRTREASONS
[bold]^SUM_THEFT_ATTTHEFT[n] ^SUM_THEFT_ATTTHEFTITEMS

[bold] Thank you for telling me about the incident{ in {MONTH}}. Would you please describe the incident for me in your own words? Remember that you can skip any question, including this one, if you don't recall particular details, or don't want to answer. {RECORDING=YES: Also remember that we are recording this interview, so I won't need to type in what you have to say./ RECORDING=NO: Since the audio recording is off, please be patient as I type in your answer.}

IF RECORDING IS ON: Recording is on. Enter R after participant finishes speaking to move on.

IF RECORDING IS OFF: Recording is off. Type in respondent's response.

Fills: NAME

Instructions: Fill NAME with the variable NAME (combines FNAME<>LNAME).

Fills: LNO

Instructions: Fill LNO with L_NO

Fills: SOURCE

Instructions: If SQTHEFT eq 1 fill SOURCE with "SQTHEFT"
If SQBREAKIN eq 1 fill SOURCE with "SQBREAKIN"
If SQMVTHEFT eq 1 fill SOURCE with "SQMVTHEFT"
If SQATTACKWHERE eq 1 fill SOURCE with "SQATTACKWHERE"
If SQATTACKHOW eq 1 fill SOURCE with "SQATTACKHOW"
If SQTHEFTATTACKKNOWOFF eq 1 fill SOURCE with
"SQTHEFTATTACKKNOWOFF"
If SQSEXUAL eq 1 fill SOURCE with "SQSEXUAL"
If SQCALLPOLICEATTACKTHREAT eq 1 fill SOURCE with
"SQCALLPOLICEATTACKTHREAT"
If SQNOCALLPOLICEATTACKTHREAT eq 1 fill SOURCE with
"SQNOCALLPOLICEATTACKTHREAT"
If SQVANDOTHERCRIME eq 1 fill SOURCE with "SQVANDOTHERCRIME"
If INCIDENTTOADD eq 1 fill SOURCE with "INCIDENTTOADD"

Fills: SUM_INCMONTH

Instructions: Fill SUM_INCMONTH with INCIDENTDATE

Fills: SCREENERNOTE

Instructions: Fill SCREENERNOTE with the entry from the what happened screen question that triggered this incident. For example, if SQTHEFT is the screener question that is the basis of the current incident, then fill SCREENERNOTE with the entry from SQTHEFTSPEC.

06/06/07 --> If the number of times (SQTHEFTTIMES, for example) is 2 or more then each incident attached to the same screener should have the same SCREENERNOTES display. This comes into play in the Editing/Coding instrument screens INCROSTER_EC and DELINCROSTER_EC

The fill SCREENERNOTE should be based on the entry in the following fields (SQTHEFTSPEC or SQBREAKINSPEC or SQMVTHEFTSPEC or SQATTACKWHERE SPEC or SQATTACKHOWSPEC or SQTHEFTATTACKKNOWOFFSPEC or SQSEXUALSPEC or SQCALLPOLICESPEC or SQNOCALLPOLICESPEC or SQVANDOTHERCRIMESPEC)

[FOR EACH REPORTED INCIDENT]

If SQTHEFT eq 1 fill SCREENERNOTE with value in SQTHEFTSPEC in
Elseif SQBREAKIN eq 1 fill SCREENERNOTE with value in SQBREAKINSPEC
Elseif SQMVTHEFT eq 1 fill SCREENERNOTE with value in SQMVTHEFTSPEC
Elseif SQATTACKWHERE eq 1 fill SCREENERNOTE with value in
SQATTACKWHERE SPEC
Elseif SQATTACKHOW eq 1 fill SCREENERNOTE with value in
SQATTACKHOWSPEC
Elseif SQTHEFTATTACKKNOWOFF eq 1 fill SCREENERNOTE with value in

SQTHEFTATTACKKNOWNOFFSPEC

Elsif SQSEXUAL eq 1 fill SCREENERNOTE with value in SQSEXUALSPEC

**Elseif SQCALLPOLICEATTACKTHREAT eq 1 fill SCREENERNOTE with value in
SQCALLPOLICESPEC**

**Elseif SQNOCALLPOLICEATTACKTHREAT eq 1 fill SCREENERNOTE with value
in SQNOCALLPOLICESPEC**

Elsif SQVANDOTHERCRIME eq 1 fill SCREENERNOTE with value in

SQVANDOTHERCRIMESPEC

06/06/07 --> Added the last fill statement referencing vandalism variables (SQVANDOTHERCRIME, SQVANDOTHERCRIMESPEC) that can initiate a crime report because they were originally left out of the specs. The SCREENERNOTE does get filled with the value in SQVANDOTHERCRIMESPEC (verified in v14.03). Therefore I did not submit a change request since it was only a spec update. - CDS

Fills: SUM_WHYADDINC

**Instructions: If INCIDENTTOADD eq 1 fill SUM_WHYADDINC with INCIDENTTOADDWHY
Else leave SUM_WHYADDINC blank.**

Fills: SUM_WHEREOCC

**Instructions: If LOCATION_1 eq 11 fill SUM_WHEREOCC with "In own dwelling/att garage."
Elseif LOCATION_1 eq 12 fill SUM_WHEREOCC with "In detached bldg. on prop."
Elseif LOCATION_1 eq 13 fill SUM_WHEREOCC with "In vacation home."
Elseif LOCATION_1 eq 14 fill SUM_WHEREOCC with "In hotel room."
Elseif LOCATION_1 eq 15 fill SUM_WHEREOCC with "Own yard/driveway."
Elseif LOCATION_1 eq 16 fill SUM_WHEREOCC with "Apt. hall/storage."
Elseif LOCATION_1 eq 17 fill SUM_WHEREOCC with "On street adjacent to home."
Elseif LOCATION_1 eq 18 fill SUM_WHEREOCC with "At/in home of friend."
Elseif LOCATION_1 eq 19 fill SUM_WHEREOCC with "Yard/driveway of friend."
Elseif LOCATION_1 eq 20 fill SUM_WHEREOCC with "Apt. hall of friend."
Elseif LOCATION_1 eq 21 fill SUM_WHEREOCC with "On street adjacent to friends home."
Elseif LOCATION_1 eq 22 fill SUM_WHEREOCC with "Inside restaurant."
Elseif LOCATION_1 eq 23 fill SUM_WHEREOCC with "Inside bank."
Elseif LOCATION_1 eq 24 fill SUM_WHEREOCC with "Inside gas station."
Elseif LOCATION_1 eq 25 fill SUM_WHEREOCC with "Inside other commercial bldg."
Elseif LOCATION_1 eq 26 fill SUM_WHEREOCC with "Inside office."
Elseif LOCATION_1 eq 27 fill SUM_WHEREOCC with "Inside factory/warehouse."
Elseif LOCATION_1 eq 28 fill SUM_WHEREOCC with "Commercial parking lot."
Elseif LOCATION_1 eq 29 fill SUM_WHEREOCC with "Noncommercial parking lot."
Elseif LOCATION_1 eq 30 fill SUM_WHEREOCC with "Apt./townhouse parking lot."
Elseif LOCATION_1 eq 31 fill SUM_WHEREOCC with "Inside school building."
Elseif LOCATION_1 eq 32 fill SUM_WHEREOCC with "On school property."
Elseif LOCATION_1 eq 33 fill SUM_WHEREOCC with "In apt. yard/park."
Elseif LOCATION_1 eq 34 fill SUM_WHEREOCC with "On street."
Elseif LOCATION_1 eq 35 fill SUM_WHEREOCC with "On public**

transportation."

Elseif LOCATION_1 eq 36 fill SUM_WHEREOCC with "Other."

Elseif LOCATION_1 eq 98 fill SUM_WHEREOCC with "Refused."

Elseif LOCATION_1 eq 99 fill SUM_WHEREOCC with "Don't know."

Fills: SUM_WHO

Instructions: If SELFPROXY eq 2 AND HHMEMBERPRESENT eq 2 fill SUM_WHO with "Respondent"

Elseif SELFPROXY eq 2 AND HHMEMBERPRESENT eq 1 AND WHICHMEMBER eq 1 or 2 fill SUM_WHO with "Respondent"

Elseif SELFPROXY eq 2 AND HHMEMBERPRESENT eq 1 AND WHICHMEMBER eq 3 leave SUM_WHO blank

Elseif SELFPROXY eq 4 fill SUM_WHO with "Victim"

Fills: SUM_PRESENCE

Instructions: If HHMEMBERPRESENT eq 2 fill SUM_PRESENCE with "and other HHL member(s) not present."

Elseif HHMEMBERPRESENT eq 1 AND WHICHMEMBER eq 1 fill SUM_PRESENCE with "was present."

Elseif HHMEMBERPRESENT eq 1 AND WHICHMEMBER eq 2 fill SUM_PRESENCE with "and other HHL member(s) present."

Elseif HHMEMBERPRESENT eq 1 AND WHICHMEMBER eq 3 fill SUM_PRESENCE with "Only other HHL member(s) present."

Fills: SUM_WEAPON

Instructions: If WEAPONPRESENT eq 1 AND WEAPON eq 1 fill SUM_WEAPON with "Hand gun, "

If WEAPONPRESENT eq 1 AND WEAPON eq 2 fill SUM_WEAPON with "Other gun, "

If WEAPONPRESENT eq 1 AND WEAPON eq 3 fill SUM_WEAPON with "Knife, "

If WEAPONPRESENT eq 1 AND WEAPON eq 4 fill SUM_WEAPON with "Other sharp object, "

If WEAPONPRESENT eq 1 AND WEAPON eq 5 fill SUM_WEAPON with "Blunt object, "

If WEAPONPRESENT eq 1 AND WEAPON eq 6 fill SUM_WEAPON with "Other"

Else fill SUM_WEAPON with "No weapon present"

This fill should display all weapons marked in the field WEAPON

Fills: SUM_ATTACK_TRY_THREAT

Instructions: If ATTACK eq 1 fill SUM_ATTACK_TRY_THREAT with "ATTACKED: "

Elseif TRYATTACK eq 1 fill SUM_ATTACK_TRY_THREAT with "TRIED TO

ATTACK: "

**Elseif THREATEN eq 1 fill SUM_ATTACK_TRY_THREAT with "THREATENED: "
Else fill SUM_ATTACK_TRY_THREAT with "Not attacked and not threatened"**

Fills: SUM_ATT_TRY_THRTREASONS

**Instructions: If HOWTRYATTACK eq 11 fill SUM_ATT_TRY_THRTREASONS with "Verbal
threat-rape, "**

**If HOWTRYATTACK eq 12 fill SUM_ATT_TRY_THRTREASONS with "Verbal
threat-kill, "**

**If HOWTRYATTACK eq 13 fill SUM_ATT_TRY_THRTREASONS with "Verbal
threat-attack, "**

**If HOWTRYATTACK eq 14 fill SUM_ATT_TRY_THRTREASONS with "Verbal
threat-sex. assault, "**

**If HOWTRYATTACK eq 15 fill SUM_ATT_TRY_THRTREASONS with "Unwanted
sexual contct-force, "**

**If HOWTRYATTACK eq 16 fill SUM_ATT_TRY_THRTREASONS with "Unwanted
sexual contct-no force, "**

**If HOWTRYATTACK eq 17 fill SUM_ATT_TRY_THRTREASONS with "Weapon
present, "**

If HOWTRYATTACK eq 18 fill SUM_ATT_TRY_THRTREASONS with "Shot at, "

**If HOWTRYATTACK eq 19 fill SUM_ATT_TRY_THRTREASONS with "Atmpt
attack w/ knife, "**

**If HOWTRYATTACK eq 20 fill SUM_ATT_TRY_THRTREASONS with "Atmpt
attack w/ oth weapon, "**

**If HOWTRYATTACK eq 21 fill SUM_ATT_TRY_THRTREASONS with "Object
thrown, "**

**If HOWTRYATTACK eq 22 fill SUM_ATT_TRY_THRTREASONS with
"Followed/surrounded, "**

**If HOWTRYATTACK eq 23 fill SUM_ATT_TRY_THRTREASONS with "Tried to hit,
"**

If HOWTRYATTACK eq 24 fill SUM_ATT_TRY_THRTREASONS with "Other"

**Else if HOWTHREATEN eq 11 fill SUM_ATT_TRY_THRTREASONS with "Verbal
threat-rape, "**

**If HOWTHREATEN eq 12 fill SUM_ATT_TRY_THRTREASONS with "Verbal
threat-kill, "**

**If HOWTHREATEN eq 13 fill SUM_ATT_TRY_THRTREASONS with "Verbal
threat-attack, "**

**If HOWTHREATEN eq 14 fill SUM_ATT_TRY_THRTREASONS with "Verbal
threat-sex. assault, "**

**If HOWTHREATEN eq 15 fill SUM_ATT_TRY_THRTREASONS with "Unwanted
sexual contct-force, "**

**If HOWTHREATEN eq 16 fill SUM_ATT_TRY_THRTREASONS with "Unwanted
sexual contct-no force, "**

**If HOWTHREATEN eq 17 fill SUM_ATT_TRY_THRTREASONS with "Weapon
present, "**

If HOWTHREATEN eq 18 fill SUM_ATT_TRY_THRTREASONS with "Shot at, "
If HOWTHREATEN eq 19 fill SUM_ATT_TRY_THRTREASONS with "Atmpt attack w/ knife, "
If HOWTHREATEN eq 20 fill SUM_ATT_TRY_THRTREASONS with "Atmpt attack w/ oth weapon, "
If HOWTHREATEN eq 21 fill SUM_ATT_TRY_THRTREASONS with "Object thrown, "
If HOWTHREATEN eq 22 fill SUM_ATT_TRY_THRTREASONS with "Followed/surrounded, "
If HOWTHREATEN eq 23 fill SUM_ATT_TRY_THRTREASONS with "Tried to hit, "
If HOWTHREATEN eq 24 fill SUM_ATT_TRY_THRTREASONS with "Other"

If HOWATTACK eq 11 fill SUM_ATT_TRY_THRTREASONS with "Raped, "
If HOWATTACK eq 12 fill SUM_ATT_TRY_THRTREASONS with "Tried to rape, "
If HOWATTACK eq 13 fill SUM_ATT_TRY_THRTREASONS with "Sex. assault-not rape, "
If HOWATTACK eq 14 fill SUM_ATT_TRY_THRTREASONS with "Shot, "
If HOWATTACK eq 15 fill SUM_ATT_TRY_THRTREASONS with "Shot at-missed, "
If HOWATTACK eq 16 fill SUM_ATT_TRY_THRTREASONS with "Hit with gun in hand, "
If HOWATTACK eq 17 fill SUM_ATT_TRY_THRTREASONS with "Stabbed/cut w/ knife, "
If HOWATTACK eq 18 fill SUM_ATT_TRY_THRTREASONS with "Atmpt attack w/ knife, "
If HOWATTACK eq 19 fill SUM_ATT_TRY_THRTREASONS with "Hit by object in hand, "
If HOWATTACK eq 20 fill SUM_ATT_TRY_THRTREASONS with "Hit by thrown object, "
If HOWATTACK eq 21 fill SUM_ATT_TRY_THRTREASONS with "Atmpt attack w/ oth weapon, "
If HOWATTACK eq 22 fill SUM_ATT_TRY_THRTREASONS with "Hit, knocked down, "
If HOWATTACK eq 23 fill SUM_ATT_TRY_THRTREASONS with "Grabbed/held, "
If HOWATTACK eq 24 fill SUM_ATT_TRY_THRTREASONS with "Other"
Else leave SUM_ATT_TRY_THRTREASONS blank.

Fills: SUM_THEFT_ATTTHEFT

Instructions: If THEFT eq 1 fill SUM_THEFT_ATTTHEFT with "STOLE: "

Elseif ATTEMPTTHEFT eq 1 fill SUM_THEFT_ATTTHEFT with "TRIED TO STEAL: "

Else fill SUM_THEFT_ATTTHEFT with "Nothing taken and no attempt to take anything"

Fills: SUM_THEFT_ATTTHEFTITEMS

Instructions: If ATTEMPTTHEFTWHAT eq 11 fill SUM_THEFT_ATTTHEFTITEMS with "Cash, "
If ATTEMPTTHEFTWHAT eq 12 fill SUM_THEFT_ATTTHEFTITEMS with "Purse, "
If ATTEMPTTHEFTWHAT eq 13 fill SUM_THEFT_ATTTHEFTITEMS with "Wallet, "
If ATTEMPTTHEFTWHAT eq 14 fill SUM_THEFT_ATTTHEFTITEMS with "Credit cards, "
If ATTEMPTTHEFTWHAT eq 15 fill SUM_THEFT_ATTTHEFTITEMS with "Car, "
If ATTEMPTTHEFTWHAT eq 16 fill SUM_THEFT_ATTTHEFTITEMS with "Other motor vehicle, "
If ATTEMPTTHEFTWHAT eq 17 fill SUM_THEFT_ATTTHEFTITEMS with "Part of motor vehicle, "
If ATTEMPTTHEFTWHAT eq 18 fill SUM_THEFT_ATTTHEFTITEMS with "Gasoline, "
If ATTEMPTTHEFTWHAT eq 19 fill SUM_THEFT_ATTTHEFTITEMS with "Bicycle, "
If ATTEMPTTHEFTWHAT eq 20 fill SUM_THEFT_ATTTHEFTITEMS with "TV/DVD/stereo, "
If ATTEMPTTHEFTWHAT eq 21 fill SUM_THEFT_ATTTHEFTITEMS with "Silver/china, "
If ATTEMPTTHEFTWHAT eq 22 fill SUM_THEFT_ATTTHEFTITEMS with "Other HHL D furn., "
If ATTEMPTTHEFTWHAT eq 23 fill SUM_THEFT_ATTTHEFTITEMS with "Personal effects, "
If ATTEMPTTHEFTWHAT eq 24 fill SUM_THEFT_ATTTHEFTITEMS with "Hand gun, "
If ATTEMPTTHEFTWHAT eq 25 fill SUM_THEFT_ATTTHEFTITEMS with "Other firearm, "
If ATTEMPTTHEFTWHAT eq 26 fill SUM_THEFT_ATTTHEFTITEMS with "Other, "

Else if WHATWASTAKEN eq 11 fill SUM_THEFT_ATTTHEFTITEMS with "Cash, "
If WHATWASTAKEN eq 12 fill SUM_THEFT_ATTTHEFTITEMS with "Purse, "
If WHATWASTAKEN eq 13 fill SUM_THEFT_ATTTHEFTITEMS with "Wallet, "
If WHATWASTAKEN eq 14 fill SUM_THEFT_ATTTHEFTITEMS with "Credit cards, "
If WHATWASTAKEN eq 15 fill SUM_THEFT_ATTTHEFTITEMS with "Car, "
If WHATWASTAKEN eq 16 fill SUM_THEFT_ATTTHEFTITEMS with "Other motor vehicle, "
If WHATWASTAKEN eq 17 fill SUM_THEFT_ATTTHEFTITEMS with "Part of motor vehicle, "
If WHATWASTAKEN eq 18 fill SUM_THEFT_ATTTHEFTITEMS with "Unattach mv accessory, "
If WHATWASTAKEN eq 19 fill SUM_THEFT_ATTTHEFTITEMS with "Gasoline, "
If WHATWASTAKEN eq 20 fill SUM_THEFT_ATTTHEFTITEMS with "Bicycle, "
If WHATWASTAKEN eq 21 fill SUM_THEFT_ATTTHEFTITEMS with "TV/DVD/stereo, "

If WHATWASTAKEN eq 22 fill SUM_THEFT_ATTTHEFTITEMS with "Silver/china, "
"
If WHATWASTAKEN eq 23 fill SUM_THEFT_ATTTHEFTITEMS with "Other HHL D
furn., "
If WHATWASTAKEN eq 24 fill SUM_THEFT_ATTTHEFTITEMS with "Portable
electronic gear, "
If WHATWASTAKEN eq 25 fill SUM_THEFT_ATTTHEFTITEMS with
"Clothing/luggage, "
If WHATWASTAKEN eq 26 fill SUM_THEFT_ATTTHEFTITEMS with
"Jewelry/watch/keys, "
If WHATWASTAKEN eq 27 fill SUM_THEFT_ATTTHEFTITEMS with "Collection
of stamps, "
If WHATWASTAKEN eq 28 fill SUM_THEFT_ATTTHEFTITEMS with "Toys/sports
equip., "
If WHATWASTAKEN eq 29 fill SUM_THEFT_ATTTHEFTITEMS with "Other pers.
objects, "
If WHATWASTAKEN eq 30 fill SUM_THEFT_ATTTHEFTITEMS with "Hand gun, "
If WHATWASTAKEN eq 31 fill SUM_THEFT_ATTTHEFTITEMS with "Other
firearm, "
If WHATWASTAKEN eq 32 fill SUM_THEFT_ATTTHEFTITEMS with "Tools, "
If WHATWASTAKEN eq 33 fill SUM_THEFT_ATTTHEFTITEMS with
"Farm/garden produce, "
If WHATWASTAKEN eq 34 fill SUM_THEFT_ATTTHEFTITEMS with
"Animals-pet, "
If WHATWASTAKEN eq 35 fill SUM_THEFT_ATTTHEFTITEMS with "Food or
liquor, "
If WHATWASTAKEN eq 36 fill SUM_THEFT_ATTTHEFTITEMS with "Other, "
Else leave SUM_THEFT_ATTTHEFTITEMS blank

This fill should display all items marked in the field ATTEMPTTHEFTWHAT or
WHATWASTAKEN

Type: String
Length: 300

- Don't Know
- Refuse
- Empty

- On Input
- On Output

Array:

Special Instructions: The answer pane should be a total of 300 characters. The display area in the form
pane should show the total amount of allowable space only.

The text should wrap from row to row, so the interviewer will not have to press the "enter" key to move to the next row (like it is currently coded in the mini-module).

This ITEM is an Editing/Coding instrument item.

Once the incident roster has completed cycling all the incidents for a person, determine if any more incidents should be appended to the roster from INCIDENTNUMBEROFTIMES, that is, if INCIDENTNUMBEROFTIMES is greater than what was reported in the screener (as captured in SQTHEFT_CNT, SQBREAKIN_CNT, SQMVTHEFT_CNT, etc).

If so then perform a roster reopen/append until the the difference between INCIDENTNUMBEROFTIMES and the screener count have been added to the roster (or until the maximum number of incidents has been reached).

Once the append is done, go to INCIDENTINTRO to cycle through the incident roster again.

This process will be repeated until INCIDENTNUMBEROFTIMES is less than or equal to NUMBRINC (the screener count).

Skip Instructions: SUMMARY_WHO

SUMMARY_WHO

Field

BNCVS2.SUMMARY.SUMMARYWHO

Description: Who summarized the incidnet

Form Pane Label: summary_who

SAS Name:

Tag Name: SUMMARY_WHO

Inherited Universe: INCINDEX ge 1 and SKIPMID ne 1

Universe: SUMMARY

Universe Description:

Question text: [Who summarized the incident?](#)

Answer List: summary_who

Value:	Mnemonic:	Description:
1		Respondent
2		Interviewer

Skip Instructions : If "Enter" is pressed goto SUMMARY_CK

Else if this is the last incident report to be filled for this respondent then go to
INCIDENTTOADD

Else goto INCIDENTINTRO

Field

SUMMARYPROBE
BNCVS2.SUMMARY.SUMMARYPROBE

Description: Probe to verify FR is finished entering in the incident summary.

Form Pane Label: Summary Probe

SAS Name:

Tag Name:

Inherited Universe: INCINDEX ge 1 and SKIPMID ne 1

Universe: <Enter> key pressed in SUMMARY

Universe Description: The FR pressed the <Enter> key at the SUMMARY field, presumably to exit the SUMMARY field/current incident report.

Question Text: ♦ Are you sure you have completed the summary?

♦ If yes, enter 1 to continue, otherwise press the UP arrow to go back and complete the incident summary.

Type: Enumerated

Length: 1

Answer List: Enter_1_ To_Continue

Value:	Mnemonic:	Description:
1		Enter 1 to Continue

- Don't Know
- Refuse
- Empty

- On Input
- On Output

Array:

Skip Instructions: If SUMMARYPROBE eq 1 goto ENDINCIDENT
Else if "Up arrow" pressed go-back-to SUMMARY

ENDINCIDENT

Field

BNCVS2.SUMMARY.ENDINCIDENT

Description: Screen informing the FR they have ended the CURRENT incident report.

Form Pane Label:

SAS Name:

Tag Name: ENDINCIDENT

Inherited Universe: INCINDEX ge 1 and SKIPMID ne 1

Universe:

Universe Description:

Question Text: + Current incident report is over.

+ *** Do not F10 from this screen ***

+ Press 1 to continue.

Type: Enumerated

Length: 1

Answer List: Enter_1_To_Continue

Value:	Mnemonic:	Description:
1		Enter 1 to Continue

- Don't Know
- Refuse
- Empty

- On Input
- On Output

Array:

Special Instructions: ***NEED TO VERIFY THE SKIP AND UNIVERSE STATEMENTS FOR ENDINCIDENT/ENDSCREENER/ENDPERSON***

Skip Instructions: If more incidents to record for this screener goto INCIDENTINTRO
Elseif no more incidents to reported in this screener goto ENDSCREENER

Field

ENDSCREENER
BNCVS2.SUMMARY.ENDSCREENER

Description: Screen informing the FR they have no more incident reports to complete for this screener.

Form Pane Label: SQ Inc Done

SAS Name:

Tag Name: ENDSCREENER

Inherited Universe: INCINDEX ge 1 and SKIPMID ne 1

Universe:

Universe Description:

Question Text: + There are no more incidents for this screening question.

+ *** Do not F10 from this screen ***

+ Enter 1 to continue.

Type: Enumerated

Length: 1

Answer List: Enter_1_To_Continue

Value:	Mnemonic:	Description:
1		Enter 1 to Continue

- Don't Know
- Refuse
- Empty

- On Input
- On Output

Array:

Special Instructions: This screen should appear when there are no more incidents reported that are linked to the current screener question.

NEED TO VERIFY THE SKIP AND UNIVERSE STATEMENTS FOR ENDINCIDENT/ENDSCREENER/ENDPERSON

Skip Instructions: If there are other incidents reported in other screener questions goto INCIDENTINTRO (for the next incident)
Elseif there are no more incidents to collect goto CRIME_END

INC_REDUCE

Field

BNCVS2.SUMMARY.INC_REDUCE

Description: Description of why the number of incidents is being reduced

Form Pane Label: Why reduce incidents

SAS Name:

Tag Name: INC_REDUCE

Inherited Universe: INCINDEX ge 1 and SKIPMID ne 1

Universe: INCIDENTDATEPROBE = 2

Universe Description:

Question Text: [+ Briefly explain why the number of incidents is being reduced.](#)

Type: String

Length: 70

- Don't Know
- Refuse
- Empty

- On Input
- On Output

Store Instructions: Store 1 in INC_D
Store 3 in DUP
If OUTFREFPDFLAG eq 1 store INCIDENTDATE in OUTFREFMO

Array:

Special Instructions: Once the incident roster has completed cycling through all the incidents for a person, determine if any more incidents should be appended to the roster from INCIDENTNUMBEROFTIMES, that is, if INCIDENTNUMBEROFTIMES is greater than what was reported in the screener (as captured in SQTHEFT_CNT, SQBREAKIN_CNT, SQMVTHEFT_CNT, etc).
If so then perform a roster reopen/append until the the difference between INCIDENTNUMBEROFTIMES and the screener count have been added to the roster (or until the maximum number of incidents has been reached).

Once the append is done, go to INCIDENTINTRO to cycle through the incident roster again.

This process will be repeated until INCIDENTNUMBEROFTIMES is less than or equal to NUMBRINC (the screener count).

Skip Instructions: If there are still incident reports to fill out for this respondent then go to

INCIDENTINTRO (the next incident report)
Else go to INCIDENTTOADD

INCIDENTTOADD

Field

BNCVS2.SUMMARY.INCIDENTTOADD

Description: Did the respondent mention additional incidents from the last 12 months, not already covered

Form Pane Label: Incidents to add

SAS Name:

Tag Name: INCIDENTTOADD

Inherited Universe: INCINDEX ge 1 and SKIPMID ne 1

Universe: SUMMARY where there are no more incident reports to complete for current respondent;\nINC_REDUCE where there are no more incident reports to complete for current respondent

Universe Description:

Question Text: * Did the respondent mention additional incidents for ^THEHOUSEHOLDOR ^HIMSELF_HERSELF_NAME not already covered that were within the last 12 months, that is between:

^REFPRD1 AND ^REFPRD2

Fills: THEHOUSEHOLDOR

Instructions: If RESPLINE fill THEHOUSEHOLDOR with "the household or"
Else leave THEHOUSEHOLDOR blank

Fills: HIMSELF_HERSELF_NAME

Instructions: If SELFPROXY eq 2 AND SEX eq 1 fill HIMSELF_HERSELF_NAME with "himself"
Elseif SELFPROXY eq 2 AND SEX eq 2 fill HIMSELF_HERSELF_NAME with "herself"
Elseif SELFPROXY eq 4 fill HIMSELF_HERSELF_NAME with ^NAME

Fills: REFPRD1

Instructions: If INCSAM eq 0 and eq to RESPLINE fill REFPRD1 with LSTHHRINTDATE
Elseif INCSAM eq 0 and LSTINTDATE is empty fill REFPRD1 with (INTPER minus twelve months) [the first day of the month twelve months ago in the format month day, year for respondents new to the household]
Elseif INCSAM eq 0 fill REFPRD1 with LSTINTDATE
Elseif INCSAM eq 0 and REPLCE eq 1 fill REFPRD1 with the 1st day of the month 12 months ago (replacement household)
Elseif INCSAM eq 1 fill REFPRD1 with (INTPER minus twelve months) [the first day

of the month twelve months ago in the format month day, year for all respondents This fills the beginning date (month, day, year) of the reference period. For example, September 6, 2003. If respondent is the household respondent (for continuing cases) then the beginning of the reference period is the date of last interview for the last household respondent. If this is a continuing case and the respondent is new to the household (LSTINTDATE is empty) the beginning of the reference period is the 1st day of the month 12 months ago. If respondent is an individual respondent (for continuing cases) then the beginning of the reference period is the date of their last interview. However, if respondent was a noninterview 12 months ago, the beginning of the reference period is the 1st day of the month 12 months ago (this is setup when the SCIF is created, so no calculation needed in the instrument). If this is an incoming case, the beginning of the reference period is the 1st day of the month 6 months ago.

Fills: REFPRD2

Instructions: Fill REFPRD2 with the day before today's date. For example, if today is January 4, 2004, then fill REFPRD2 with January 3, 2004

Type: Enumerated

Length: 1

Answer List: Inc_To_Add

Value:	Mnemonic:	Description:
3		Yes: Another incident needed for this person
4		No: NONE to add

- Don't Know
- Refuse
- Empty

- On Input
- On Output

Array:

Special Instructions: #The screen accessed using the function key Control-I to view the incident summary for the household should show a summary of incidents reported for the household similar to the display in the field CRIME_END screen (See item H_INCID in CASES). However, this screen should be interactive so that the interviewer can enter a number that corresponds to an incident in order to review the summary for that incident (only for incidents reported during the current enumeration).# (this functionality was removed before we went live in July 2006).

Skip Instructions: If INCIDENTTOADD eq 1 goto INCIDENTNUMTOADD
Else goto CRIME_END

Field

INCIDENTNUMTOADD
BNCVS2.SUMMARY.INCIDENTNUMTOADD

Description: Number of incidents to add for this respondent

Form Pane Label: Num. incidents to add

SAS Name:

Tag Name: INCIDENTNUMTOADD

Inherited Universe: INCINDEX ge 1 and SKIPMID ne 1

Universe: INCIDENTTOADD eq 1

Universe Description:

Question Text: ♦How many incidents do you want to add?

♦Enter a number between 1-25

Type: Integer

Length: 2

Min: 1

Max: 25

- Don't Know
- Refuse
- Empty

- On Input
- On Output

Array:

Skip Instructions: INCIDENTTOADDWHY

INCIDENTTOADDWHY

Field

BNCVS2.SUMMARY.INCIDENTTOADDWHY

Description: Description of why the incidents are being added for this respondent

Form Pane Label: Why incidents added

SAS Name:

Tag Name: INCIDENTTOADDWHY

Inherited Universe: INCINDEX ge 1 and SKIPMID ne 1

Universe: INCIDENTNUMTOADD

Universe Description:

Question Text: [+ Explain why incidents were added \(i.e. what happened\).](#)

Type: String

Length: 65

- Don't Know
- Refuse
- Empty

- On Input
- On Output

Store Instructions: Store in INCIDENTTOADDWHY in SUM_WHYADDINC

Array:

Special Instructions: There should be an edit check to verify that adding the number of incidents entered in INCIDENTNUMTOADD does not exceed the maximum number of incidents for the respondent and for the household.

Skip Instructions: If number of incidents entered in INCIDENTNUMTOADD plus incident_personCount (incident number for current respondent)gt MAXPERINC OR number of incidents entered in INCIDENTNUMTOADD plus I_PLN gt MAXHHINC goto INCROSTERFULL
Else goto INCIDENTINTRO (the next incident report)

Field

INCROSTERFULL
BNCVS2.SUMMARY.INCROSTERFULL

Description: Display screen informing interviewer that the incident roster is full, so no more incident reports to collect

Form Pane Label: Inc Roster Full

SAS Name:

Tag Name: INCROSTERFULL

Inherited Universe: INCINDEX ge 1 and SKIPMID ne 1

Universe: INCIDENTTOADDWHY and MAXPERINC eq 30 (person incident roster is full) or MAXHHINC eq 30 (household incident roster is full)

Universe Description:

Question Text: ♦ No incident report will be taken because the crimes roster is full.

Type: Enumerated

Length: 1

Answer List: Enter_1_ To_Continue

Value:	Mnemonic:	Description:
1		Enter 1 to Continue

- Don't Know
- Refuse
- Empty

- On Input
- On Output

Array:

Skip Instructions: CRIME_END

CRIME_END

Field

BNCVS2.SUMMARY.CRIME_END

Description: Screen that displays the outcomes of all incidents reported by this respondent
(Completed, Deleted)

Form Pane Label: End of Crime Incidents

SAS Name:

Tag Name: CRIME_END

Inherited Universe: INCINDEX ge 1 and SKIPMID ne 1

Universe: INCIDENTTOADD eq 2

Universe Description: Respondent who has completed all incident reports

Question Text: All incident reports completed for: ^NAME

```
NO NAME SOURCE
STATUS
```

```
^D_LNO ^NAME ^SOURCE
^STATUS
```

Fills: NAME

Instructions: Fill NAME with the variable NAME (combines FNAME<>LNAME).

Fills: D_LNO

Instructions: If L_NO eq PER leave D_LNO blank

Else if A_SELFPROXY eq 4 store L_NO in D_LNO

Else if PERFIXINC ge 1 store I_PLN in D_LNO

Fills: SOURCE

Instructions: If SQTHEFT eq 1 fill SOURCE with "SQTHEFT"

If SQBREAKIN eq 1 fill SOURCE with "SQBREAKIN"

If SQMVTHEFT eq 1 fill SOURCE with "SQMVTHEFT"

If SQATTACKWHERE eq 1 fill SOURCE with "SQATTACKWHERE"

If SQATTACKHOW eq 1 fill SOURCE with "SQATTACKHOW"

If SQTHEFTATTACKKNOWOFF eq 1 fill SOURCE with
"SQTHEFTATTACKKNOWOFF"

If SQSEXUAL eq 1 fill SOURCE with "SQSEXUAL"

If SQCALLPOLICEATTACKTHREAT eq 1 fill SOURCE with
"SQCALLPOLICEATTACKTHREAT"

If SQNOCALLPOLICEATTACKTHREAT eq 1 fill SOURCE with

"SQNOCALLPOLICEATTACKTHREAT"

If SQVANDOTHERCRIME eq 1 fill SOURCE with "SQVANDOTHERCRIME"
If INCIDENTTOADD eq 1 fill SOURCE with "INCIDENTTOADD"

Fills: STATUS

Instructions: If DUP gt 2 fill STATUS with "Deleted this incident"
Elseif RECALLDETAILS eq 2 make STATUS from "SERIES OF: ^INCTIMES"
Elseif DUP eq 2 fill STATUS with "DUPLICATE"
Else fill STATUS with "One REGULAR incident"

Type: Enumerated

Length: 1

Answer List: Enter_1_ To_Continue

Value:	Mnemonic:	Description:
1		Enter 1 to Continue

- Don't Know
- Refuse
- Empty

- On Input
- On Output

Store Instructions: If AGER eq 2,3 store 2 in LOCKTOP and store 6 in PELIG

If AGER eq 2,3 and START_CP eq 1 store 1 in PPHONEPV
Elseif AGER eq 2,3 and START_CP eq 2,3 store 2 in PPHONEPV

Array:

Special Instructions: #All of the store instructions will need to be removed/commented out if we implement the specs in SETPELIG6 since we will only be setting done NCVS interviews in one location now.#

Skip Instructions: If INCCOUNT ge 2 OR INTNMBR_i eq 1-6 goto INTRO_UNDUP;
Elseif AGER ge 4 AND INCCOUNT lt 2 AND INTNMBR_i is 'empty' goto JOBLASTWEEK;
Elseif AGER le 3 AND INCCOUNT lt 2 AND INTNMBR_i is 'empty' goto NEXTPERSON #/ SETPELIG6#
(what if no one else left to interview and AGER le 3?)

ENDPERSON

Field

BNCVS2.SUMMARY.ENDPERSON

Description: Screen informing the FR they have completed this person's interview.

Form Pane Label: Person Done

SAS Name:

Tag Name: ENDPERSON

Inherited Universe: INCINDEX ge 1 and SKIPMID ne 1

Universe:

Universe Description: Comes after the LANGUAGE question for the HHR and after the EMPLOYMENT section for the IR.

Question Text: + You have completed this respondent's interview.

+ *** Do not F10 from this screen ***

+ Enter 1 to continue.

Type: Enumerated

Length: 1

Answer List: Enter_1_ To_Continue

Value:	Mnemonic:	Description:
1		Enter 1 to Continue

- Don't Know
- Refuse
- Empty

- On Input
- On Output

Array:

Special Instructions: This screen should appear when the current respondent's interview has been completed.

NEED TO VERIFY THE SKIP AND UNIVERSE STATEMENTS FOR ENDINCIDENT/ENDSCREENER/ENDPERSON

Skip Instructions: If there are other respondent's to interview (i.e. someone on the roster has a PELIG eq 1,2,4,5) goto NEXTPERSON

Elseif there are no more respondent's to interview (i.e. all persons on the roster have

PELIG ge 6) goto the back of the instrument [and the thank you screen].

NCVS2SEC11INTID

Field

BNCVS2.SUMMARY.NCVS2SEC11INTID

Description: ID of the FR who completed the NCVS 2, Section 11 block (Summary)

Form Pane Label:

SAS Name:

Tag Name: ncvs2sec11intid

Inherited Universe: INCINDEX ge 1 and SKIPMID ne 1

Universe:

Universe Description:

Question Text:

Type: Classification

Length: 3

- Don't Know
- Refuse
- Empty

- On Input
- On Output

Store Instructions: If SUMMARYPROBE eq 1 AND NCVS2SEC11INTID is empty or
INC_REDUCE is filled AND NCVS2SEC11INTID is empty
store INTID in NCVS2SEC11INTID and
store USERID in NCVS2SEC11JBID

Array:

Field

NCVS2SEC11JBID
BNCVS2.SUMMARY.NCVS2SEC11JBID

Description: James Bond ID of the FR who completed the NCVS 2, Section 11 block (Summary)

Form Pane Label:

SAS Name:

Tag Name: ncvs2sec11jbid

Inherited Universe: INCINDEX ge 1 and SKIPMID ne 1

Universe:

Universe Description:

Question Text:

Type: Classification

Length: 8

- Don't Know
- Refuse
- Empty

- On Input
- On Output

Store Instructions: If SUMMARYPROBE eq 1 AND NCVS2SEC11JBID is empty or
INC_REDUCE is filled AND NCVS2SEC11JBID is empty
store USERID in NCVS2SEC11JBID

Array:

RaceOffRespondentDebrief

Block

BNCVS2.RaceOffRespondentDebrief

Description: *** These questions were never implemented as it was determined the questions have to be implemented per OMB and had been pseudo cognitively tested since the change in race categories had been tested prior to implementing them in the Demographics section in 2003 (?) ***\

\

Questions to be added beginning April 2011 and asked of respondents that are asked the revised race of offender questions. We intend to ask the respondent debriefing questions ONCE per respondent to minimize respondent burden. Also to avoid confusion in circumstances where multiple violent crimes are reported by the same respondent, we recommend only asking the respondent debriefing questions for the FIRST violent crime captured. With respect to when to ask the respondent and interviewer debriefing, we think it makes the most sense to ask the respondent and interviewer debriefing questions immediately after the FIRST violent crime is collected and before proceeding to any additional crime incident reports or other questions that need to be collected/asked of that particular respondent. There is a concern about the impact of asking the debriefing questions before completing all the incident reports. This issue is still being discussed with the sponsor.\

\

The universe for these two blocks have been changed from a violent crime to a crime where the respondent knew something about one or more of the offenders.

Tab Name:

Fly Over Name:

Universe Type: If

Inherited Universe: INCINDEX ge 1 and SKIPMID ne 1

Universe:

Universe Description:

Array:

Block Instructions:

Field

Respdebrief_Q1

BNCVS2.RaceOffRespondentDebrief.Respdebrief_Q1

Description: Respondent debriefing question that asks what they thought we meant when we asked if they knew the offender.

Form Pane Label: Resp Debrief 1

SAS Name:

Tag Name: RESPDEBRIEF_Q1

Inherited Universe: INCINDEX ge 1 and SKIPMID ne 1

Universe: (INTNMBR eq 7 and RESPDEBRIEF_DONEFLG eq 0 and (ONEORMOREOFFENDERS eq 1,2 or KNOWOFFENDERS eq 1))

Universe Description: The respondent reported a crime during a TIS 7 interview and the respondent has not previously completed the respondent debriefing questions (RESPDEBRIEF_DONEFLG eq 0) and the respondent knew something about one or more of the offenders.

Question Text: I just have a few additional questions about some of the things you've already told me about. Earlier I asked you some questions about the offender(s). When I asked if you knew the offender, what did you think I was asking?

Type: Enumerated

Length: 1

Answer List: raceoff_respdebrief_q1

Value:	Mnemonic:	Description:
1		Did I know his/her name?
2		Had I ever seen him/her before?
3		Did I have some type of relationship with him/her?
4		Was he/she a friend, acquaintance, or relative?
5		Other

Don't Know
 Refuse
 Empty

On Input
 On Output

Array:

Special Instructions: Ask the respondent debriefing questions once per respondent when the respondent reported a violent crime and it is interview number 7. Create and initialize the flag,

respdebrief_doneflg to 0. Once a respondent has completed the respondent debriefing questions set the respdebrief_doneflg = 1. Include this flag in the universe of Resp_Q1 to prevent asking the same respondent the debriefing questions in situation where the respondent reports more than one violent crime.

Skip Instructions: If RESPDEBRIEF_Q1 eq 5 goto RESPDEBRIEF_Q1_SP
Else goto RESPDEBRIEF_Q2

Field

Respdebrief_Q1_sp
BNCVS2.RaceOffRespondentDebrief.Respdebrief_Q1_sp

Description: Follow up question when the respondent's answer to respdebrief_Q1 did not fit into the precodes 1-4.

Form Pane Label: R Debrief 1 Spec

SAS Name:

Tag Name: RESPDEBRIEF_Q1_SP

Inherited Universe: INCINDEX ge 1 and SKIPMID ne 1

Universe: RESPDEBRIEF_Q1 eq 5

Universe Description:

Question Text: + Please specify.

Type: String

Length: 100

- Don't Know
- Refuse
- Empty

- On Input
- On Output

Array:

Skip Instructions: RESPDEBRIEF_Q2

Respdebrief_Q2

Field

BNCVS2.RaceOffRespondentDebrief.Respdebrief_Q2

Description: Respondent debriefing question that asks the respondent to provide extra detail on how they answered RESPDEBRIEF_Q1.

Form Pane Label: Resp Debrief 2

SAS Name:

Tag Name: RESPDEBRIEF_Q2

Inherited Universe: INCINDEX ge 1 and SKIPMID ne 1

Universe: (INTNMBR eq 7 and RESPDEBRIEF_DONEFLG eq 0 and (ONEORMOREOFFENDERS eq 1 or 2 or KNOWOFFENDERS eq 1))

Universe Description: The respondent reported a crime during a TIS 7 interview and the respondent has not previously completed the respondent debriefing questions (RESPDEBRIEF_DONEFLG eq 0) and the respondent knew something about one or more of the offenders.

Question Text: And how did you come up with your answer?

Type: String

Length: 200

- Don't Know
- Refuse
- Empty

- On Input
- On Output

Array:

Skip Instructions: RESPDEBRIEF_Q3

Field

Respdebrief_Q3

BNCVS2.RaceOffRespondentDebrief.Respdebrief_Q3

Description: Respondent debriefing question that asks what the respondent thought we meant when we asked if they knew the offender's race.

Form Pane Label: Resp Debrief 3

SAS Name:

Tag Name: RESPDEBRIEF_Q3

Inherited Universe: INCINDEX ge 1 and SKIPMID ne 1

Universe: (INTNMBR eq 7 and RESPDEBRIEF_DONEFLG eq 0 and (ONEORMOREOFFENDERS eq 1 or 2 or KNOWOFFENDERS eq 1))

Universe Description: The respondent reported a crime during a TIS 7 interview and the respondent has not previously completed the respondent debriefing questions (RESPDEBRIEF_DONEFLG eq 0) and the respondent knew something about one or more of the offenders.

Question Text: Earlier I asked if you knew anything about the ^OFFENDERS_POSS_TST race.
What did you think that question was asking?

Fills: OFFENDERS_POSS_TST

Instructions: If ONEORMOREOFFENDERS eq 2 fill OFFENDERS_POSS_TST with "offenders"
Else fill OFFENDERS_POSS_TST with "offender's".

Type: String

Length: 200

- Don't Know
- Refuse
- Empty

- On Input
- On Output

Array:

Skip Instructions: RESPDEBRIEF_Q4

Respdebrief_Q4

Field

BNCVS2.RaceOffRespondentDebrief.Respdebrief_Q4

Description: Respondent debriefing question that asks the respondent to provide extra detail on how they answered RESPDEBRIEF_Q3.

Form Pane Label: Resp Debrief 4

SAS Name:

Tag Name: RESPDEBRIEF_Q4

Inherited Universe: INCINDEX ge 1 and SKIPMID ne 1

Universe: (INTNMBR eq 7 and RESPDEBRIEF_DONEFLG eq 0 and (ONEORMOREOFFENDERS eq 1 or 2 or KNOWOFFENDERS eq 1))

Universe Description: The respondent reported a crime during a TIS 7 interview and the respondent has not previously completed the respondent debriefing questions (RESPDEBRIEF_DONEFLG eq 0) and the respondent knew something about one or more of the offenders.

Question Text: And how did you come up with your answer?

Type: Enumerated

Length: 1

Answer List: RaceOff_Q4

Value:	Mnemonic:	Description:
1		Previous knowledge (if offender was well known or known by sight)
2		The way he/she looked
3		The way he/she sounded
4		Other

- Don't Know
- Refuse
- Empty

- On Input
- On Output

Array:

Skip Instructions: If RESPDEBRIEF_Q4 eq 4 goto RESPDEBRIEF_Q4_SP
Elseif ONEORMOREOFFENDERS eq 1 or KNOWOFFENDERS eq 1 goto
RESPDEBRIEF_Q4a
Else goto RESPDEBRIEF_Q4b

Field

Respdebrief_Q4_sp
BNCVS2.RaceOffRespondentDebrief.Respdebrief_Q4_sp

Description: Follow up question when respondent's answer to respdebrief_Q4 did not fit into the precodes 1-3.

Form Pane Label: R Debrief 4 Spec

SAS Name:

Tag Name: RESPDEBRIEF_Q4_SP

Inherited Universe: INCINDEX ge 1 and SKIPMID ne 1

Universe: RESPDEBRIEF_Q4 eq 4

Universe Description:

Question Text: + Please specify.

Type: String

Length: 200

- Don't Know
- Refuse
- Empty

- On Input
- On Output

Array:

Skip Instructions: If ONEORMOREOFFENDERS eq 1 or KNOWOFFENDERS eq 1 goto
RESPDEBRIEF_Q4a
Else goto RESPDEBRIEF_Q4b

Respdebrief_Q4a

Field

BNCVS2.RaceOffRespondentDebrief.Respdebrief_Q4a

Description: Respondent debriefing question that asks how certain the respondent was of the offender's race they provided - single offender.

Form Pane Label: Resp Debrief 4a

SAS Name:

Tag Name: RESPDEBRIEF_Q4a

Inherited Universe: INCINDEX ge 1 and SKIPMID ne 1

Universe: (INTNMBR eq 7 and RESPDEBRIEF_DONEFLG eq 0 and (ONEORMOREOFFENDERS eq 1 or KNOWOFFENDERS eq 1))

Universe Description: The respondent reported a crime during a TIS 7 interview and the respondent has not previously completed the respondent debriefing questions (RESPDEBRIEF_DONEFLG eq 0) and the respondent reported that there was only 1 offender.

Question Text: How certain are you that you have correctly identified the race of the offender?

Type: Classification

Length: 1

- Don't Know
- Refuse
- Empty

- On Input
- On Output

Array:

Skip Instructions: RESPDEBRIEF_Q5_HAIR

Field

Respdebrief_Q4b

BNCVS2.RaceOffRespondentDebrief.Respdebrief_Q4b

Description: Respondent debriefing question that asks how certain the respondent was of the offender's race they provided - multiple offenders.

Form Pane Label: Resp Debrief 4b

SAS Name:

Tag Name: RESPDEBRIEF_Q4b

Inherited Universe: INCINDEX ge 1 and SKIPMID ne 1

Universe: INTNMBR eq 7 and RESPDEBRIEF_DONEFLG eq 0 and ONEORMOREOFFENDERS eq 2

Universe Description: The respondent reported a crime during a TIS 7 interview and the respondent has not previously completed the respondent debriefing questions (RESPDEBRIEF_DONEFLG eq 0) and the respondent reported that there were multiple offenders.

Question Text: Thinking about all of the offenders, how certain are you that you have correctly identified their races?

Type: Classification

Length: 1

- Don't Know
- Refuse
- Empty

- On Input
- On Output

Array:

Skip Instructions: RESPDEBRIEF_Q5_HAIR

Respdebrief_Q5_hair

Field

BNCVS2.RaceOffRespondentDebrief.Respdebrief_Q5_hair

Description: Respondent debriefing question that asks if the offender's hair was a clue to what race they were.

Form Pane Label: Resp Debrief 5a

SAS Name:

Tag Name: RESPDEBRIEF_Q5_HAIR

Inherited Universe: INCINDEX ge 1 and SKIPMID ne 1

Universe: (INTNMBR eq 7 and RESPDEBRIEF_DONEFLG eq 0 and (ONEORMOREOFFENDERS eq 1 or 2 or KNOWOFFENDERS eq 1))

Universe Description: The respondent reported a crime during a TIS 7 interview and the respondent has not previously completed the respondent debriefing questions (RESPDEBRIEF_DONEFLG eq 0) and the respondent knew something about one or more of the offenders.

Question Text: What did you notice about the ^OFFENDER_OFFENDERS_TST that helped you know that person's race? Did you notice anything about their...

Hair?

Fills: OFFENDER_OFFENDERS_TST

Instructions: If ONEORMOREOFFENDERS eq 2 fill OFFENDER_OFFENDERS_TST with "offenders"
Else fill OFFENDER_OFFENDERS_TST with "offender".

Type: Enumerated

Length: 1

Answer List: TYesNo

Value:	Mnemonic:	Description:
1	Yes	Yes
2	No	No

- Don't Know
- Refuse
- Empty

- On Input
- On Output

Array:

Skip Instructions: RESPDEBRIEF_Q5_EYES

Respdebrief_Q5_eyes

Field

BNCVS2.RaceOffRespondentDebrief.Respdebrief_Q5_eyes

Description: Respondent debriefing question that asks if the offender's eyes, nose, or lips were clues to what race they were.

Form Pane Label: Resp Debrief 5b

SAS Name:

Tag Name: RESPDEBRIEF_Q5_EYES

Inherited Universe: INCINDEX ge 1 and SKIPMID ne 1

Universe: (INTNMBR eq 7 and RESPDEBRIEF_DONEFLG eq 0 and (ONEORMOREOFFENDERS eq 1 or 2 or KNOWOFFENDERS eq 1))

Universe Description: The respondent reported a crime during a TIS 7 interview and the respondent has not previously completed the respondent debriefing questions (RESPDEBRIEF_DONEFLG eq 0) and the respondent knew something about one or more of the offenders.

Question Text: What did you notice about the ^OFFENDER_OFFENDERS_TST that helped you know that person's race? Did you notice anything about their...

Eyes, nose, or lips?

Fills: OFFENDER_OFFENDERS_TST

Instructions: If ONEORMOREOFFENDERS eq 2 fill OFFENDER_OFFENDERS_TST with "offenders"
Else fill OFFENDER_OFFENDERS_TST with "offender".

Type: Enumerated

Length: 1

Answer List: TYesNo

Value:	Mnemonic:	Description:
1	Yes	Yes
2	No	No

- Don't Know
- Refuse
- Empty

- On Input
- On Output

Array:

Skip Instructions: RESPDEBRIEF_Q5_SKIN

Respdebrief_Q5_skin

Field

BNCVS2.RaceOffRespondentDebrief.Respdebrief_Q5_skin

Description: Respondent debriefing question that asks if the offender's skin color was a clue to what race they were.

Form Pane Label: Resp Debrief 5c

SAS Name:

Tag Name: RESPDEBRIEF_Q5_SKIN

Inherited Universe: INCINDEX ge 1 and SKIPMID ne 1

Universe: (INTNMBR eq 7 and RESPDEBRIEF_DONEFLG eq 0 and (ONEORMOREOFFENDERS eq 1 or 2 or KNOWOFFENDERS eq 1))

Universe Description: The respondent reported a crime during a TIS 7 interview and the respondent has not previously completed the respondent debriefing questions (RESPDEBRIEF_DONEFLG eq 0) and the respondent knew something about one or more of the offenders.

Question Text: What did you notice about the ^OFFENDER_OFFENDERS_TST that helped you know that person's race? Did you notice anything about their...

Skin color?

Fills: OFFENDER_OFFENDERS_TST

Instructions: If ONEORMOREOFFENDERS eq 2 fill OFFENDER_OFFENDERS_TST with "offenders"
Else fill OFFENDER_OFFENDERS_TST with "offender".

Type: Enumerated

Length: 1

Answer List: TYesNo

Value:	Mnemonic:	Description:
1	Yes	Yes
2	No	No

- Don't Know
- Refuse
- Empty

- On Input
- On Output

Array:

Skip Instructions: RESPDEBRIEF_Q5_CLOTHING

Respdebrief_Q5_clothing

Field

BNCVS2.RaceOffRespondentDebrief.Respdebrief_Q5_clothing

Description: Respondent debriefing question that asks if the offender's clothing was a clue to what race they were.

Form Pane Label: Resp Debrief 5d

SAS Name:

Tag Name: RESPDEBRIEF_Q5_CLOTHING

Inherited Universe: INCINDEX ge 1 and SKIPMID ne 1

Universe: (INTNMBR eq 7 and RESPDEBRIEF_DONEFLG eq 0 and (ONEORMOREOFFENDERS eq 1 or 2 or KNOWOFFENDERS eq 1))

Universe Description: The respondent reported a crime during a TIS 7 interview and the respondent has not previously completed the respondent debriefing questions (RESPDEBRIEF_DONEFLG eq 0) and the respondent knew something about one or more of the offenders.

Question Text: What did you notice about the ^OFFENDER_OFFENDERS_TST that helped you know that person's race? Did you notice anything about their...

Clothing?

Fills: OFFENDER_OFFENDERS_TST

Instructions: If ONEORMOREOFFENDERS eq 2 fill OFFENDER_OFFENDERS_TST with "offenders"
Else fill OFFENDER_OFFENDERS_TST with "offender".

Type: Enumerated

Length: 1

Answer List: TYesNo

Value:	Mnemonic:	Description:
1	Yes	Yes
2	No	No

- Don't Know
- Refuse
- Empty

- On Input
- On Output

Array:

Skip Instructions: RESPDEBRIEF_Q5_VOICE

Respdebrief_Q5_voice

Field

BNCVS2.RaceOffRespondentDebrief.Respdebrief_Q5_voice

Description: Respondent debriefing question that asks if the offender's voice or accent were clues to what race they were.

Form Pane Label: Resp Debrief 5e

SAS Name:

Tag Name: RESPDEBRIEF_Q5_VOICE

Inherited Universe: INCINDEX ge 1 and SKIPMID ne 1

Universe: (INTNMBR eq 7 and RESPDEBRIEF_DONEFLG eq 0 and (ONEORMOREOFFENDERS eq 1 or 2 or KNOWOFFENDERS eq 1))

Universe Description: The respondent reported a crime during a TIS 7 interview and the respondent has not previously completed the respondent debriefing questions (RESPDEBRIEF_DONEFLG eq 0) and the respondent knew something about one or more of the offenders.

Question Text: What did you notice about the ^OFFENDER_OFFENDERS_TST that helped you know that person's race? Did you notice anything about their...

Voice or accent?

Fills: OFFENDER_OFFENDERS_TST

Instructions: If ONEORMOREOFFENDERS eq 2 fill OFFENDER_OFFENDERS_TST with "offenders"
Else fill OFFENDER_OFFENDERS_TST with "offender".

Type: Enumerated

Length: 1

Answer List: TYesNo

Value:	Mnemonic:	Description:
1	Yes	Yes
2	No	No

- Don't Know
- Refuse
- Empty

- On Input
- On Output

Array:

Skip Instructions: RESPDEBRIEF_Q6

Respdebrief_Q6

Field

BNCVS2.RaceOffRespondentDebrief.Respdebrief_Q6

Description: Respondent debriefing question that asks how difficult it was to determine the offender's race.

Form Pane Label: Resp Debrief 6

SAS Name:

Tag Name: RESPDEBRIEF_Q6

Inherited Universe: INCINDEX ge 1 and SKIPMID ne 1

Universe: (INTNMBR eq 7 and RESPDEBRIEF_DONEFLG eq 0 and (ONEORMOREOFFENDERS eq 1 or 2 or KNOWOFFENDERS eq 1))

Universe Description: The respondent reported a crime during a TIS 7 interview and the respondent has not previously completed the respondent debriefing questions (RESPDEBRIEF_DONEFLG eq 0) and the respondent knew something about one or more of the offenders.

Question Text: How difficult did you find it to determine the ^OFFENDERS_POSS_TST race?
Did you find it very difficult, somewhat difficult, somewhat easy, or very easy?

Fills: OFFENDERS_POSS_TST

Instructions: If ONEORMOREOFFENDERS eq 2 fill OFFENDERS_POSS_TST with "offenders"
Else fill OFFENDERS_POSS_TST with "offender's".

Type: Enumerated

Length: 1

Answer List: RaceOff_Q6

Value:	Mnemonic:	Description:
1		Very difficult
2		Somewhat difficult
3		Neither difficult nor easy
4		Somewhat easy
5		Very easy

- Don't Know
- Refuse
- Empty

On Input

On Output

Array:

Special Instructions: Initially setup a store to put 1 in respdebrief_doneflg, but we decided to hold off and set this at then end of the fr debriefing in case an fr needed to back up after completing the respondent debriefing.

Skip Instructions: If MULTIPLERACES eq 'empty' goto RESPDEBRIEF_Q7
Elseif ONEORMOREOFFENDERS eq 2 goto RESPDEBRIEF_Q9
Else goto INTERVIEWERDEBRIEF_Q1

Respdebrief_Q7

Field

BNCVS2.RaceOffRespondentDebrief.Respdebrief_Q7

Description: Respondent debriefing question that asks the respondent if they thought about whether they could provide more than one race for the offender. Asked only if one race is reported for a single offender.

Form Pane Label: Resp Debrief 7

SAS Name:

Tag Name: RESPDEBRIEF_Q7

Inherited Universe: INCINDEX ge 1 and SKIPMID ne 1

Universe: INTNMBR eq 7 and RESPDEBRIEF_DONEFLG eq 0 and and MULTIPLERACES eq 'empty'

Universe Description: The respondent reported a crime during a TIS 7 interview and the respondent has not previously completed the respondent debriefing questions (RESPDEBRIEF_DONEFLG eq 0) and the respondent reported only one race for the offender(s).

Question Text: Did you think you could give more than one race for the offender?

Type: Enumerated

Length: 1

Answer List: TYesNo

Value:	Mnemonic:	Description:
1	Yes	Yes
2	No	No

- Don't Know
- Refuse
- Empty

- On Input
- On Output

Array:

Skip Instructions: RESPDEBRIEF_Q8

Field

Respdebrief_Q8

BNCVS2.RaceOffRespondentDebrief.Respdebrief_Q8

Description: Respondent debriefing question that asks the respondent if they considered whether the offender was more than one race. Asked only if one race is reported for a single offender.

Form Pane Label: Resp Debrief 8

SAS Name:

Tag Name: RESPDEBRIEF_Q8

Inherited Universe: INCINDEX ge 1 and SKIPMID ne 1

Universe: INTNMBR eq 7 and RESPDEBRIEF_DONEFLG eq 0 and MULTIPLERACES eq 'empty'

Universe Description: The respondent reported a crime during a TIS 7 interview and the respondent has not previously completed the respondent debriefing questions (RESPDEBRIEF_DONEFLG eq 0) and the respondent reported only one race for the offender(s).

Question Text: Did you consider whether the offender could be more than one race?

Type: Enumerated

Length: 1

Answer List: TYesNo

Value:	Mnemonic:	Description:
1	Yes	Yes
2	No	No

Don't Know

Refuse

Empty

On Input

On Output

Array:

Special Instructions: Initially setup a store to put 1 in respdebrief_doneflg, but we decided to hold off and set this at then end of the fr debriefing in case an fr needed to back up after completing the respondent debriefing.

Skip Instructions: If ONEORMOREOFFENDERS eq 2 goto RESPDEBRIEF_Q9
Else goto INTERVIEWERDEBRIEF_Q1

Respdebrief_Q9

Field

BNCVS2.RaceOffRespondentDebrief.Respdebrief_Q9

Description: Respondent debriefing question that asks the respondent if any of the offenders were more than one race. Asked only if more than one offender.

Form Pane Label: Resp Debrief 9

SAS Name:

Tag Name: RESPDEBRIEF_Q9

Inherited Universe: INCINDEX ge 1 and SKIPMID ne 1

Universe: INTNMBR eq 7 and RESPDEBRIEF_DONEFLG eq 0 and ONEORMOREOFFENDERS eq 2

Universe Description: The respondent reported a crime during a TIS 7 interview and the respondent has not previously completed the respondent debriefing questions (RESPDEBRIEF_DONEFLG eq 0) and the respondent reported there were multiple offenders.

Question Text: Were any of the offenders more than one race?

Type: Enumerated

Length: 1

Answer List: TYesNo

Value:	Mnemonic:	Description:
1	Yes	Yes
2	No	No

- Don't Know
- Refuse
- Empty

- On Input
- On Output

Array:

Special Instructions: Initially setup a store to put 1 in respdebrief_doneflg, but we decided to hold off and set this at then end of the fr debriefing in case an fr needed to back up after completing the respondent debriefing.

Skip Instructions: If RESPDEBRIEF_Q9 eq 1 goto RESPDEBRIEF_Q10
Else goto INTERVIEWERDEBRIEF_Q1

Field

Respdebrief_Q10

BNCVS2.RaceOffRespondentDebrief.Respdebrief_Q10

Description: Respondent debriefing question that asks the respondent to identify the multiple races that an offender or multiple offenders were. Asked only if more than one offender and resp_Q9 = Yes

Form Pane Label: Resp Debrief 10

SAS Name:

Tag Name: RESPDEBRIEF_Q10

Inherited Universe: INCINDEX ge 1 and SKIPMID ne 1

Universe: RESPDEBRIEF_Q9 eq 1

Universe Description:

Question Text: What races did you list for that person/them?

Type: Set

Max Number of Values: 6

Length: 1

Answer List: RaceOff_Q10

Value:	Mnemonic:	Description:
1		White
2		Black or African American
3		Hispanic or Latino
4		American Indian or Alaska Native
5		Asian
6		Native Hawaiian or Other Pacific Islander

- Don't Know
- Refuse
- Empty

- On Input
- On Output

Array:

Special Instructions: Initially setup a store to put 1 in respdebrief_doneflg, but we decided to hold off and set this at then end of the fr debriefing in case an fr needed to back up after completing the respondent debriefing.

Skip Instructions: INTERVIEWERDEBRIEF_Q1

RaceOffInterviewerDebrief

Block

BNCVS2.RaceOffInterviewerDebrief

Description: *** These questions were never implemented as it was determined the questions have to be implemented per OMB and had been pseudo cognitively tested since the change in race categories had been tested prior to implementing them in the Demographics section in 2003 (?) ***

Tab Name:

Fly Over Name:

Universe Type: If

Inherited Universe: INCINDEX ge 1 and SKIPMID ne 1

Universe:

Universe Description:

Array:

Block Instructions:

Field

Interviewerdebrief_Q1

BNCVS2.RaceOffInterviewerDebrief.Interviewerdebrief_Q1

Description: Interviewer debriefing question that asks the FR if the respondent had any trouble answering the respondent debriefing question about the offender's relationship to the respondent.

Form Pane Label: Int Debrief 1

SAS Name:

Tag Name: INTERVIEWERDEBRIEF_Q1

Inherited Universe: INCINDEX ge 1 and SKIPMID ne 1

Universe: (INTNMBR eq 7 and RESPDEBRIEF_DONEFLG eq 0 and (ONEORMOREOFFENDERS eq 1,2 or KNOWOFFENDERS eq 1))

Universe Description: The respondent reported a crime during a TIS 7 interview and the respondent has not previously completed the respondent debriefing questions (RESPDEBRIEF_DONEFLG eq 0) and the respondent knew something about one or more of the offenders.

Question Text: Thank you for your assistance in answering these questions. Your answers will help us evaluate and improve the survey. Now it will take me a minute to complete this section so that we can continue with your interview.

✦ Did the respondent appear to have trouble answering the relationship question?

Type: Enumerated

Length: 1

Answer List: TYesNo

Value:	Mnemonic:	Description:
1	Yes	Yes
2	No	No

- Don't Know
- Refuse
- Empty

- On Input
- On Output

Array:

Special Instructions: (Need to verify whether this question is in relation to the offender or reference person, we need to distinguish here to avoid confusion and whether the question is referring

the the actual question or the debriefing question)

[we decided against setting up the below variable. Instead we'll use the respdebrief_doneflg to determine whether the respondent and interviewer debriefing blocks are complete.]

Ask the interviewer debriefing questions once per respondent when the respondent reported a violent crime and it is interview number 7. Create and initialize the flag, interviewerdebrief_doneflg to 0. Once the interviewer has completed the respondent debriefing questions set the interviewerdebrief_doneflg = 1. Include this flag in the universe of Interviewer_Q1 to prevent asking the interviewer debriefing questions when the same respondent reports more than one violent crime.

Skip Instructions: If INTERVIEWERDEBRIEF_Q1 eq 1 goto INTERVIEWERDEBRIEF_Q2
Else goto INTERVIEWERDEBRIEF_Q3

Field

Interviewerdebrief_Q2

BNCVS2.RaceOffInterviewerDebrief.Interviewerdebrief_Q2

Description: Interviewer debriefing question that asks the FR how much trouble the respondent had in answering the respondent debriefing question about the offender's relationship to the respondent. Ask if Interviewer_Q1 = Yes

Form Pane Label: Int Debrief 2

SAS Name:

Tag Name: INTERVIEWERDEBRIEF_Q2

Inherited Universe: INCINDEX ge 1 and SKIPMID ne 1

Universe: INTERVIEWERDEBRIEF_Q1 eq 1

Universe Description:

Question Text: ♦ How much trouble did the respondent have?

Type: Enumerated

Length: 1

Answer List: RaceOff_Interviewer_Q1

Value:	Mnemonic:	Description:
1		A great deal of trouble
2		Some trouble
3		Not too much trouble

- Don't Know
- Refuse
- Empty

- On Input
- On Output

Array:

Skip Instructions: INTERVIEWERDEBRIEF_Q3

Interviewerdebrief_Q3

Field

BNCVS2.RaceOffInterviewerDebrief.Interviewerdebrief_Q3

Description: Interviewer debriefing question that asks the FR if the respondent asked for clarification when answering the respondent debriefing question about the offender's relationship to the respondent.

Form Pane Label: Int Debrief 3

SAS Name:

Tag Name: INTERVIEWERDEBRIEF_Q3

Inherited Universe: INCINDEX ge 1 and SKIPMID ne 1

Universe: (INTNMBR eq 7 and RESPDEBRIEF_DONEFLG eq 0 and (ONEORMOREOFFENDERS eq 1,2 or KNOWOFFENDERS eq 1))

Universe Description: The respondent reported a crime during a TIS 7 interview and the respondent has not previously completed the respondent debriefing questions (RESPDEBRIEF_DONEFLG eq 0) and the respondent knew something about one or more of the offenders.

Question Text: [Did the respondent ask for clarification?](#)

Type: Enumerated

Length: 1

Answer List: TYesNo

Value:	Mnemonic:	Description:
1	Yes	Yes
2	No	No

- Don't Know
- Refuse
- Empty

- On Input
- On Output

Array:

Skip Instructions: INTERVIEWER_Q4

Field

Interviewerdebrief_Q4

BNCVS2.RaceOffInterviewerDebrief.Interviewerdebrief_Q4

Description: Interviewer debriefing question that asks the FR if the respondent had any trouble answering the respondent debriefing question about the offender's race.

Form Pane Label: Int Debrief 4

SAS Name:

Tag Name: INTERVIEWERDEBRIEF_Q4

Inherited Universe: INCINDEX ge 1 and SKIPMID ne 1

Universe: (INTNMBR eq 7 and RESPDEBRIEF_DONEFLG eq 0 and (ONEORMOREOFFENDERS eq 1,2 or KNOWOFFENDERS eq 1))

Universe Description: The respondent reported a crime during a TIS 7 interview and the respondent has not previously completed the respondent debriefing questions (RESPDEBRIEF_DONEFLG eq 0) and the respondent knew something about one or more of the offenders.

Question Text: [+ Did the respondent appear to have trouble answering the race question?](#)

Type: Enumerated

Length: 1

Answer List: TYesNo

Value:	Mnemonic:	Description:
1	Yes	Yes
2	No	No

- Don't Know
- Refuse
- Empty

- On Input
- On Output

Store Instructions: If INTERVIEWERDEBRIEF_Q4 eq 2,DK store 1 in RESPDEBRIEF_DONEFLG

Array:

Special Instructions: Need to determine the skip pattern out of here once we figure out the layout of this block in relation to the summary block.

Initially setup a store to put 1 in interviewerdebrief_doneflg, but we decided to hold off and set this at then end of the fr debriefing in case an fr needed to back up after

completing the respondent debriefing.

Skip Instructions: If INTERVIEWERDEBRIEF_Q4 eq 1 goto INTERVIEWERDEBRIEF_Q5
Else goto ENDINCIDENT/CRIME_END/Somewhere else (???)

Field

Interviewerdebrief_Q5

BNCVS2.RaceOffInterviewerDebrief.Interviewerdebrief_Q5

Description: Interviewer debriefing question that asks the FR how much trouble the respondent had in answering the respondent debriefing question about the offender's race. Ask if Interviewer_Q4 = Yes

Form Pane Label: Int Debrief 5

SAS Name:

Tag Name: INTERVIEWERDEBRIEF_Q5

Inherited Universe: INCINDEX ge 1 and SKIPMID ne 1

Universe: INTERVIEWERDEBRIEF_Q4 eq 1

Universe Description:

Question Text: ♦ How much trouble did the respondent seem to have?

Type: Enumerated

Length: 1

Answer List: RaceOff_Interviewer_Q1

Value:	Mnemonic:	Description:
1		A great deal of trouble
2		Some trouble
3		Not too much trouble

- Don't Know
- Refuse
- Empty

- On Input
- On Output

Store Instructions: If INTERVIEWERDEBRIEF_Q5 eq 1,2,3,DK store 1 in RESPDEBRIEF_DONEFLG

Array:

Special Instructions: Need to determine the skip pattern out of here once we figure out the layout of this block to the summary block.

Skip Instructions: ENDINCIDENT/CRIME_END/Somewhere else (????)

BUndup

BUndup

Block

Description: Screens for Comparing/Unduplicating Incidents (Reported in Current Enumeration and Previous Enumeration Periods)

Tab Name: Unduplication of incidents

Fly Over Name:

Universe Type: If

Inherited Universe:

Universe: SKIPMID ne 1 and WEBEC ne 1

Throughout Undup, do not display if SkipOut = 1

Universe Description:

Array:

Block Instructions:

Field

INTRO_UNDUP
BUndup.INTRO_UNDUP

Description: Introduction to the unduplication section, read to the respondent

Form Pane Label: Intro Undup

SAS Name:

Tag Name: INTRO_UNDUP

Inherited Universe: SKIPMID ne 1 and WEBEC ne 1

Universe: CRIME_END AND INCCOUNT ge 2 (household has more than 1 incident) or\
CRIME_END AND INTNMBR_i eq 1-6 (RT 8502:5)

Universe Description: End of the crime incident reports section (for each respondent) when either there are more than one incident reported for the household in the current enumeration (INCCOUNT ge 2) or there are incidents on the input file reported the previous enumeration (INTNMBR_i eq 1-6 from RT8502:5)

Question Text: Now it will just take me a minute to review the crime incidents I have recorded from you during this interview at your household.

Type: Enumerated

Length: 1

Answer List: Enter_1_ To_Continue

Value:	Mnemonic:	Description:
1		Enter 1 to Continue

- Don't Know
- Refuse
- Empty

- On Input
- On Output

Store Instructions: Store 0 in DUPCOUNT

Array:

Skip Instructions: If INCCOUNT ge 2 goto UNDUP_CURINC
Else goto UNDUP_OLDINC

UNDUP_CURINC

Field

BUndup.UNDUP_CURINC

Description: This screen compares incident(s) reported by the current respondent against 1) other incidents reported this enumeration by the current respondent and 2) incidents reported this enumeration by other respondents

Form Pane Label: Undup Cur Enum

SAS Name:

Tag Name: UNDUP_CURINC

Inherited Universe: SKIPMID ne 1 and WEBEC ne 1

Universe: DUP_INTRO when INCCOUNT ge 2

Universe Description:

Question Text: ♦ Compare the incident data below. Do not discuss incidents with the respondent.
♦ Is the incident on the left the same incident that is displayed on the right?

INCIDENT REPORTED DURING CURRENT ENUMERATION INCIDENT REPORTED DURING CURRENT ENUMERATION

Enum:^INTVNMBR Ln No.:^L_NO Inc No.:^I_PLN
Enum:^INTVNMBR Ln No.:^L_NO Inc. No.:^I_PLN

MONTH:^SUM_INCMONTH MONTH:^SUM_INCMONTH
WHERE:^SUM_WHEREOCC WHERE:^SUM_WHEREOCC
^SUM_WHO_UNDUP^SUM_PRESENCE_UNDUP
^SUM_WHO_UNDUP^SUM_PRESENCE_UNDUP

WEAPON:^SUM_WEAPON WEAPON:^SUM_WEAPON

^SUM_ATTACK_TRY_THREAT ^SUM_ATT_TRY_THRTREASONS
^SUM_ATTACK_TRY_THREAT^SUM_ATT_TRY_THRTREASONS

^SUM_THEFT_ATTTHEFT^SUM_THEFT_ATTTHEFTITEMS
^SUM_THEFT_ATTTHEFT^SUM_THEFT_ATTTHEFTITEMS

SUMMARY: SUMMARY:
^INCSUMMARY ^INCSUMMARY

Fills: INTVNMBR

Instructions: Fill INTVNMBR with the value in the variable INTNMBR

Fills: L_NO

Instructions: Fill L_NO based on the variable L_NO from the instrument

Fills: I_PLN

Instructions: Fill I_PLN with the value in the variable incident_personCount (incident number for current respondent).

Fill based on the incident number of the current respondent. So if Line 1 has one incident the value in incident_personCount for that respondent would eq 1. If Line 2 has three incidents the value in incident_personCount for that respondent would be filled as: the first incident incident_personCount eq 1, the second incident incident_personCount eq 2, the third incident incident_personCount eq 3.

This is person based, not household based.

Fills: SUM_INCMONTH

Instructions: Fill SUM_INCMONTH with INCIDENTDATE

Fills: SUM_WHEREOCC

Instructions: If LOCATION_1 eq 11 fill SUM_WHEREOCC with "In own dwelling/att garage."
Elseif LOCATION_1 eq 12 fill SUM_WHEREOCC with "In detached bldg. on prop."
Elseif LOCATION_1 eq 13 fill SUM_WHEREOCC with "In vacation home."
Elseif LOCATION_1 eq 14 fill SUM_WHEREOCC with "In hotel room."
Elseif LOCATION_1 eq 15 fill SUM_WHEREOCC with "Own yard/driveway."
Elseif LOCATION_1 eq 16 fill SUM_WHEREOCC with "Apt. hall/storage."
Elseif LOCATION_1 eq 17 fill SUM_WHEREOCC with "On street adjacent to home."
Elseif LOCATION_1 eq 18 fill SUM_WHEREOCC with "At/in home of friend."
Elseif LOCATION_1 eq 19 fill SUM_WHEREOCC with "Yard/driveway of friend."
Elseif LOCATION_1 eq 20 fill SUM_WHEREOCC with "Apt. hall of friend."
Elseif LOCATION_1 eq 21 fill SUM_WHEREOCC with "On street adjacent to friends home."
Elseif LOCATION_1 eq 22 fill SUM_WHEREOCC with "Inside restaurant."
Elseif LOCATION_1 eq 23 fill SUM_WHEREOCC with "Inside bank."
Elseif LOCATION_1 eq 24 fill SUM_WHEREOCC with "Inside gas station."
Elseif LOCATION_1 eq 25 fill SUM_WHEREOCC with "Inside other commercial bldg."
Elseif LOCATION_1 eq 26 fill SUM_WHEREOCC with "Inside office."
Elseif LOCATION_1 eq 27 fill SUM_WHEREOCC with "Inside factory/warehouse."
Elseif LOCATION_1 eq 28 fill SUM_WHEREOCC with "Commercial parking lot."

Elseif LOCATION_1 eq 29 fill SUM_WHEREOCC with "Noncommercial parking lot."
Elseif LOCATION_1 eq 30 fill SUM_WHEREOCC with "Apt./townhouse parking lot."
Elseif LOCATION_1 eq 31 fill SUM_WHEREOCC with "Inside school building."
Elseif LOCATION_1 eq 32 fill SUM_WHEREOCC with "On school property."
Elseif LOCATION_1 eq 33 fill SUM_WHEREOCC with "In apt. yard/park."
Elseif LOCATION_1 eq 34 fill SUM_WHEREOCC with "On street."
Elseif LOCATION_1 eq 35 fill SUM_WHEREOCC with "On public transportation."
Elseif LOCATION_1 eq 36 fill SUM_WHEREOCC with "Other."
Elseif LOCATION_1 eq 98 fill SUM_WHEREOCC with "Refused."
Elseif LOCATION_1 eq 99 fill SUM_WHEREOCC with "Don't know."

Fills: SUM_WHO_UNDUP

Instructions: If WHICHMEMBER eq 1, 2, DK, RF fill SUM_WHO with "Respondent"
Else leave SUM_WHO blank

Fills: SUM_PRESENCE_UNDUP

Instructions: If WHICHMEMBER eq 1 fill SUM_PRESENCE with "was present."
Elseif WHICHMEMBER eq 2 fill SUM_PRESENCE with "and other HHL member(s) present."
Elseif WHICHMEMBER eq 3 fill SUM_PRESENCE with "Only other HHL member(s) present."
Else fill SUM_PRESENCE with "and other HHL member(s) not present."

Fills: SUM_WEAPON

Instructions: If WEAPONPRESENT eq 1 AND WEAPON eq 1 fill SUM_WEAPON with "Hand gun, "
If WEAPONPRESENT eq 1 AND WEAPON eq 2 fill SUM_WEAPON with "Other gun, "
If WEAPONPRESENT eq 1 AND WEAPON eq 3 fill SUM_WEAPON with "Knife, "
If WEAPONPRESENT eq 1 AND WEAPON eq 4 fill SUM_WEAPON with "Other sharp object, "
If WEAPONPRESENT eq 1 AND WEAPON eq 5 fill SUM_WEAPON with "Blunt object, "
If WEAPONPRESENT eq 1 AND WEAPON eq 6 fill SUM_WEAPON with "Other"
Else fill SUM_WEAPON with "No weapon present"

This fill should display all weapons marked in the field WEAPON

Fills: SUM_ATTACK_TRY_THREAT

Instructions: If ATTACK eq 1 fill SUM_ATTACK_TRY_THREAT with "ATTACKED: "
Elseif TRYATTACK eq 1 fill SUM_ATTACK_TRY_THREAT with "TRIED TO
ATTACK: "
Elseif THREATEN eq 1 fill SUM_ATTACK_TRY_THREAT with "THREATENED: "
Else fill SUM_ATTACK_TRY_THREAT with "Not attacked and not threatened"

Fills: SUM_ATT_TRY_THRTREASONS

Instructions: If HOWTRYATTACK eq 11 fill SUM_ATT_TRY_THRTREASONS with "Verbal
threat-rape, "
If HOWTRYATTACK eq 12 fill SUM_ATT_TRY_THRTREASONS with "Verbal
threat-kill, "
If HOWTRYATTACK eq 13 fill SUM_ATT_TRY_THRTREASONS with "Verbal
threat-attack, "
If HOWTRYATTACK eq 14 fill SUM_ATT_TRY_THRTREASONS with "Verbal
threat-sex. assault, "
If HOWTRYATTACK eq 15 fill SUM_ATT_TRY_THRTREASONS with "Unwanted
sexual contct-force, "
If HOWTRYATTACK eq 16 fill SUM_ATT_TRY_THRTREASONS with "Unwanted
sexual contct-no force, "
If HOWTRYATTACK eq 17 fill SUM_ATT_TRY_THRTREASONS with "Weapon
present, "
If HOWTRYATTACK eq 18 fill SUM_ATT_TRY_THRTREASONS with "Shot at, "
If HOWTRYATTACK eq 19 fill SUM_ATT_TRY_THRTREASONS with "Atmpt
attack w/ knife, "
If HOWTRYATTACK eq 20 fill SUM_ATT_TRY_THRTREASONS with "Atmpt
attack w/ oth weapon, "
If HOWTRYATTACK eq 21 fill SUM_ATT_TRY_THRTREASONS with "Object
thrown, "
If HOWTRYATTACK eq 22 fill SUM_ATT_TRY_THRTREASONS with
"Followed/surrounded, "
If HOWTRYATTACK eq 23 fill SUM_ATT_TRY_THRTREASONS with "Tried to hit,
"
If HOWTRYATTACK eq 24 fill SUM_ATT_TRY_THRTREASONS with "Other"

Else if HOWTHREATEN eq 11 fill SUM_ATT_TRY_THRTREASONS with "Verbal
threat-rape, "
If HOWTHREATEN eq 12 fill SUM_ATT_TRY_THRTREASONS with "Verbal
threat-kill, "
If HOWTHREATEN eq 13 fill SUM_ATT_TRY_THRTREASONS with "Verbal
threat-attack, "
If HOWTHREATEN eq 14 fill SUM_ATT_TRY_THRTREASONS with "Verbal
threat-sex. assault, "
If HOWTHREATEN eq 15 fill SUM_ATT_TRY_THRTREASONS with "Unwanted
sexual contct-force, "
If HOWTHREATEN eq 16 fill SUM_ATT_TRY_THRTREASONS with "Unwanted
sexual contct-no force, "

If HOWTHREATEN eq 17 fill SUM_ATT_TRY_THRTREASONS with "Weapon present, "
If HOWTHREATEN eq 18 fill SUM_ATT_TRY_THRTREASONS with "Shot at, "
If HOWTHREATEN eq 19 fill SUM_ATT_TRY_THRTREASONS with "Atmpt attack w/ knife, "
If HOWTHREATEN eq 20 fill SUM_ATT_TRY_THRTREASONS with "Atmpt attack w/ oth weapon, "
If HOWTHREATEN eq 21 fill SUM_ATT_TRY_THRTREASONS with "Object thrown, "
If HOWTHREATEN eq 22 fill SUM_ATT_TRY_THRTREASONS with "Followed/surrounded, "
If HOWTHREATEN eq 23 fill SUM_ATT_TRY_THRTREASONS with "Tried to hit, "
If HOWTHREATEN eq 24 fill SUM_ATT_TRY_THRTREASONS with "Other"

If HOWATTACK eq 11 fill SUM_ATT_TRY_THRTREASONS with "Raped, "
If HOWATTACK eq 12 fill SUM_ATT_TRY_THRTREASONS with "Tried to rape, "
If HOWATTACK eq 13 fill SUM_ATT_TRY_THRTREASONS with "Sex. assault-not rape, "
If HOWATTACK eq 14 fill SUM_ATT_TRY_THRTREASONS with "Shot, "
If HOWATTACK eq 15 fill SUM_ATT_TRY_THRTREASONS with "Shot at-missed, "
If HOWATTACK eq 16 fill SUM_ATT_TRY_THRTREASONS with "Hit with gun in hand, "
If HOWATTACK eq 17 fill SUM_ATT_TRY_THRTREASONS with "Stabbed/cut w/ knife, "
If HOWATTACK eq 18 fill SUM_ATT_TRY_THRTREASONS with "Atmpt attack w/ knife, "
If HOWATTACK eq 19 fill SUM_ATT_TRY_THRTREASONS with "Hit by object in hand, "
If HOWATTACK eq 20 fill SUM_ATT_TRY_THRTREASONS with "Hit by thrown object, "
If HOWATTACK eq 21 fill SUM_ATT_TRY_THRTREASONS with "Atmpt attack w/ oth weapon, "
If HOWATTACK eq 22 fill SUM_ATT_TRY_THRTREASONS with "Hit, knocked down, "
If HOWATTACK eq 23 fill SUM_ATT_TRY_THRTREASONS with "Grabbed/held, "
If HOWATTACK eq 24 fill SUM_ATT_TRY_THRTREASONS with "Other"
Else leave SUM_ATT_TRY_THRTREASONS blank.

Fills: SUM_THEFT_ATTTHEFT

Instructions: If THEFT eq 1 fill SUM_THEFT_ATTTHEFT with "STOLE: "

Elseif ATTEMPTTHEFT eq 1 fill SUM_THEFT_ATTTHEFT with "TRIED TO STEAL: "

Else fill SUM_THEFT_ATTTHEFT with "Nothing taken and no attempt to take anything"

Fills: SUM_THEFT_ATTTHEFTITEMS

Instructions: If ATTEMPTTHEFTWHAT eq 11 fill SUM_THEFT_ATTTHEFTITEMS with "Cash, "
If ATTEMPTTHEFTWHAT eq 12 fill SUM_THEFT_ATTTHEFTITEMS with "Purse, "
If ATTEMPTTHEFTWHAT eq 13 fill SUM_THEFT_ATTTHEFTITEMS with "Wallet, "
If ATTEMPTTHEFTWHAT eq 14 fill SUM_THEFT_ATTTHEFTITEMS with "Credit cards, "
If ATTEMPTTHEFTWHAT eq 15 fill SUM_THEFT_ATTTHEFTITEMS with "Car, "
If ATTEMPTTHEFTWHAT eq 16 fill SUM_THEFT_ATTTHEFTITEMS with "Other motor vehicle, "
If ATTEMPTTHEFTWHAT eq 17 fill SUM_THEFT_ATTTHEFTITEMS with "Part of motor vehicle, "
If ATTEMPTTHEFTWHAT eq 18 fill SUM_THEFT_ATTTHEFTITEMS with "Gasoline, "
If ATTEMPTTHEFTWHAT eq 19 fill SUM_THEFT_ATTTHEFTITEMS with "Bicycle, "
If ATTEMPTTHEFTWHAT eq 20 fill SUM_THEFT_ATTTHEFTITEMS with "TV/DVD/stereo, "
If ATTEMPTTHEFTWHAT eq 21 fill SUM_THEFT_ATTTHEFTITEMS with "Silver/china, "
If ATTEMPTTHEFTWHAT eq 22 fill SUM_THEFT_ATTTHEFTITEMS with "Other HHLd furn., "
If ATTEMPTTHEFTWHAT eq 23 fill SUM_THEFT_ATTTHEFTITEMS with "Personal effects, "
If ATTEMPTTHEFTWHAT eq 24 fill SUM_THEFT_ATTTHEFTITEMS with "Hand gun, "
If ATTEMPTTHEFTWHAT eq 25 fill SUM_THEFT_ATTTHEFTITEMS with "Other firearm, "
If ATTEMPTTHEFTWHAT eq 26 fill SUM_THEFT_ATTTHEFTITEMS with "Other, "

Else if WHATWASTAKEN eq 11 fill SUM_THEFT_ATTTHEFTITEMS with "Cash, "
If WHATWASTAKEN eq 12 fill SUM_THEFT_ATTTHEFTITEMS with "Purse, "
If WHATWASTAKEN eq 13 fill SUM_THEFT_ATTTHEFTITEMS with "Wallet, "
If WHATWASTAKEN eq 14 fill SUM_THEFT_ATTTHEFTITEMS with "Credit cards, "
If WHATWASTAKEN eq 15 fill SUM_THEFT_ATTTHEFTITEMS with "Car, "
If WHATWASTAKEN eq 16 fill SUM_THEFT_ATTTHEFTITEMS with "Other motor vehicle, "
If WHATWASTAKEN eq 17 fill SUM_THEFT_ATTTHEFTITEMS with "Part of motor vehicle, "
If WHATWASTAKEN eq 18 fill SUM_THEFT_ATTTHEFTITEMS with "Unattach mv accessory, "
If WHATWASTAKEN eq 19 fill SUM_THEFT_ATTTHEFTITEMS with "Gasoline, "
If WHATWASTAKEN eq 20 fill SUM_THEFT_ATTTHEFTITEMS with "Bicycle, "
If WHATWASTAKEN eq 21 fill SUM_THEFT_ATTTHEFTITEMS with "TV/DVD/stereo, "

If WHATWASTAKEN eq 22 fill SUM_THEFT_ATTTHEFTITEMS with "Silver/china, "
"
If WHATWASTAKEN eq 23 fill SUM_THEFT_ATTTHEFTITEMS with "Other HHL D
furn., "
If WHATWASTAKEN eq 24 fill SUM_THEFT_ATTTHEFTITEMS with "Portable
electronic gear, "
If WHATWASTAKEN eq 25 fill SUM_THEFT_ATTTHEFTITEMS with
"Clothing/luggage, "
If WHATWASTAKEN eq 26 fill SUM_THEFT_ATTTHEFTITEMS with
"Jewelry/watch/keys, "
If WHATWASTAKEN eq 27 fill SUM_THEFT_ATTTHEFTITEMS with "Collection
of stamps, "
If WHATWASTAKEN eq 28 fill SUM_THEFT_ATTTHEFTITEMS with "Toys/sports
equip., "
If WHATWASTAKEN eq 29 fill SUM_THEFT_ATTTHEFTITEMS with "Other pers.
objects, "
If WHATWASTAKEN eq 30 fill SUM_THEFT_ATTTHEFTITEMS with "Hand gun, "
If WHATWASTAKEN eq 31 fill SUM_THEFT_ATTTHEFTITEMS with "Other
firearm, "
If WHATWASTAKEN eq 32 fill SUM_THEFT_ATTTHEFTITEMS with "Tools, "
If WHATWASTAKEN eq 33 fill SUM_THEFT_ATTTHEFTITEMS with
"Farm/garden produce, "
If WHATWASTAKEN eq 34 fill SUM_THEFT_ATTTHEFTITEMS with
"Animals-pet, "
If WHATWASTAKEN eq 35 fill SUM_THEFT_ATTTHEFTITEMS with "Food or
liquor, "
If WHATWASTAKEN eq 36 fill SUM_THEFT_ATTTHEFTITEMS with "Other, "
Else leave SUM_THEFT_ATTTHEFTITEMS blank

This fill should display all items marked in the field ATTEMPTTHEFTWHAT or
WHATWASTAKEN

Fills: INCSUMMARY

Instructions: Fill INCSUMMARY with the incident summary entered into the SUMMARY field
for the incident being referenced.

Type: Enumerated

Length: 1

Answer List: TYesNo

Value:	Mnemonic:	Description:
1	Yes	Yes
2	No	No

- Don't Know
- Refuse
- Empty

- On Input
- On Output

Store Instructions: If UNDUP_CURINC eq 1, store 1 in INC_D (for the incident on the left).
Add 1 to DUPCOUNT
Store 2 in DUP
Store the INTNMBR, L_NO, and I_PLN (of the incident on the right) in DUPWHICH.

Array:

Special Instructions: See prototype for setup.

The form pane for this screen should be a grid that displays the incidents to be compared. The grid rows should consist of the incidents that are "open" or deletable (i.e. the incident that is displayed on the left column in the info pane) and the columns should consist of the incidents displayed on the right, in the info pane.

Whenever UNDUP_CURINC eq 1 the row incident/the incident in the left column in the info pane is the incident that will be flagged for deletion.

After reviewing an incident (entering 2, "not a dup"), the cursor should move across the row to the right to review the next incident to the current incident, then when done with that incident/row it should move to the next incident/row and repeat the review of incidents until no more incidents to review.

After reviewing an incident (entering 1 "is a dup"), the cursor should move to the next incident/row and repeat the review of incidents until no more incidents to review (If an incident is flagged as a duplicate incident, it does not need to be included in the review of subsequent incidents).

The variable DUPWHICH should be a 5 digit variable. If L_NO (positions 2-3) or I_PLN (positions 4-5) eq one digit add a (leading) zero so that a L_NO eq 1 would eq 01.

Skip Instructions: If INTNMBR_i eq 1-6 (from the input file RT8502:5) goto UNDUP_OLDINC
Else goto UNDUP_DONE

UNDUP_OLDINC

BUndup.UNDUP_OLDINC

Field

Description: This screens compares incident(s) reported by the current respondent against up to four incidents reported by any respondent in the household during the previous enumeration

Form Pane Label: Undup Prior Enum

SAS Name:

Tag Name: UNDUP_OLDINC

Inherited Universe: SKIPMID ne 1 and WEBEC ne 1

Universe: INTRO_UNDUP when INCCOUNT eq 1 AND INTNMBR_i eq 1-6 or\
UNDUP_CURINC AND INTNMBR_i eq 1-6

Universe Description: INTRO_UNDUP when only one incident reported for current enumeration and there is at least one incident from a previous enumeration as determined by the first variable for the first incident on RT 8502:5 being filled OR\
DUP_CURINC screen when finished reviewing all current enumeration incidents and there is at least one incident from a previous enumeration as determined by the first variable for the first incident on RT 8502:5 being filled.

Question Text: [* Compare the incident data below. Do not discuss incidents with the respondent.](#)
[* Is the incident on the left the same incident that is displayed on the right?](#)

INCIDENT REPORTED DURING CURRENT ENUMERATION INCIDENT REPORTED DURING PREVIOUS ENUMERATION

Enum:^INTVNMBR Ln No.:^L_NO Inc No.:^I_PLN

Enum:^INPUT_INTVNMBR Ln No.:^INPUT_L_NO Inc. No.:^INPUT_I_PLN

MONTH:^SUM_INCMONTH

MONTH:^INPUT_INCMONTH

WHERE:^SUM_WHEREOCC

WHERE:^INPUT_WHEREOCC

^SUM_WHO_UNDUP^SUM_PRESENCE

^INPUT_WHO_UNDUP^INPUT_PRESENCE_UNDUP

WEAPON:^SUM_WEAPON

WEAPON:^INPUT_WEAPON

^SUM_ATTACK_TRY_THREAT ^SUM_ATT_TRY_THRTREASONS

^INPUT_ATTACK_TRY_THREAT^INPUT_ATT_TRY_THRTREASONS

^SUM_THEFT_ATTTHEFT^SUM_THEFT_ATTTHEFTITEMS

^INPUT_THEFT_ATTTHEFT^INPUT_THEFT_ATTTHEFTITEMS

SUMMARY:

^INCSUMMARY

SUMMARY:

^INPUT_INCSUMMARY

Fills: INTVNMBR

Instructions: Fill INTVNMBR with the value in the variable INTNMBR

Fills: L_NO

Instructions: Fill L_NO based on the variable L_NO from the instrument

Fills: I_PLN

Instructions: Fill I_PLN with the value in the variable incident_personCount (incident number for current respondent).

Fill based on the incident number of the current respondent. So if Line 1 has one incident the value in incident_personCount for that respondent would eq 1. If Line 2 has three incidents the value in incident_personCount for that respondent would be filled as: the first incident incident_personCount eq 1, the second incident incident_personCount eq 2, the third incident incident_personCount eq 3.

This is person based, not household based.

Fills: INPUT_INTVNMBR

Instructions: Fill INPUT_INTVNMBR from INTNMBR_i on the input file

Fills: INPUT_L_NO

Instructions: Fill INPUT_L_NO based on the variable L_NO_i from input

Fills: INPUT_I_PLN

Instructions: Fill INPUT_I_PLN with the value in the variable I_PLN_i.

Fill based on the incident number of the current respondent. So if Line 1 has one incident the value in incident_personCount for that respondent would eq 1. If Line 2 has three incidents the value in incident_personCount for that respondent would be filled as: the first incident incident_personCount eq 1, the second incident incident_personCount eq 2, the third incident incident_personCount eq 3.

This is person based, not household based.

Fills: SUM_INCMONTH

Instructions: Fill SUM_INCMONTH with INCIDENTDATE

Fills: INPUT_INCMONTH

Instructions: Fill INPUT_INCMONTH with INCIDENTDATE_i

Fills: SUM_WHEREOCC

Instructions: If LOCATION_1 eq 11 fill SUM_WHEREOCC with "In own dwelling/att garage."
Elseif LOCATION_1 eq 12 fill SUM_WHEREOCC with "In detached bldg. on prop."
Elseif LOCATION_1 eq 13 fill SUM_WHEREOCC with "In vacation home."
Elseif LOCATION_1 eq 14 fill SUM_WHEREOCC with "In hotel room."
Elseif LOCATION_1 eq 15 fill SUM_WHEREOCC with "Own yard/driveway."
Elseif LOCATION_1 eq 16 fill SUM_WHEREOCC with "Apt. hall/storage."
Elseif LOCATION_1 eq 17 fill SUM_WHEREOCC with "On street adjacent to home."
Elseif LOCATION_1 eq 18 fill SUM_WHEREOCC with "At/in home of friend."
Elseif LOCATION_1 eq 19 fill SUM_WHEREOCC with "Yard/driveway of friend."
Elseif LOCATION_1 eq 20 fill SUM_WHEREOCC with "Apt. hall of friend."
Elseif LOCATION_1 eq 21 fill SUM_WHEREOCC with "On street adjacent to friends home."
Elseif LOCATION_1 eq 22 fill SUM_WHEREOCC with "Inside restaurant."
Elseif LOCATION_1 eq 23 fill SUM_WHEREOCC with "Inside bank."
Elseif LOCATION_1 eq 24 fill SUM_WHEREOCC with "Inside gas station."
Elseif LOCATION_1 eq 25 fill SUM_WHEREOCC with "Inside other commercial bldg."
Elseif LOCATION_1 eq 26 fill SUM_WHEREOCC with "Inside office."
Elseif LOCATION_1 eq 27 fill SUM_WHEREOCC with "Inside factory/warehouse."
Elseif LOCATION_1 eq 28 fill SUM_WHEREOCC with "Commercial parking lot."
Elseif LOCATION_1 eq 29 fill SUM_WHEREOCC with "Noncommercial parking lot."
Elseif LOCATION_1 eq 30 fill SUM_WHEREOCC with "Apt./townhouse parking lot."
Elseif LOCATION_1 eq 31 fill SUM_WHEREOCC with "Inside school building."
Elseif LOCATION_1 eq 32 fill SUM_WHEREOCC with "On school property."
Elseif LOCATION_1 eq 33 fill SUM_WHEREOCC with "In apt. yard/park."
Elseif LOCATION_1 eq 34 fill SUM_WHEREOCC with "On street."
Elseif LOCATION_1 eq 35 fill SUM_WHEREOCC with "On public transportation."
Elseif LOCATION_1 eq 36 fill SUM_WHEREOCC with "Other."
Elseif LOCATION_1 eq 98 fill SUM_WHEREOCC with "Refused."
Elseif LOCATION_1 eq 99 fill SUM_WHEREOCC with "Don't know."

Fills: INPUT_WHEREOCC

**Instructions: If LOCATION_i eq 11 fill INPUT_WHEREOCC with "In own dwelling/att garage."
Elseif LOCATION_i eq 12 fill INPUT_WHEREOCC with "In detached bldg. on prop."
Elseif LOCATION_i eq 13 fill INPUT_WHEREOCC with "In vacation home."
Elseif LOCATION_i eq 14 fill INPUT_WHEREOCC with "In hotel room."
Elseif LOCATION_i eq 15 fill INPUT_WHEREOCC with "Own yard/driveway."
Elseif LOCATION_i eq 16 fill INPUT_WHEREOCC with "Apt. hall/storage."
Elseif LOCATION_i eq 17 fill INPUT_WHEREOCC with "On street adjacent to home."
Elseif LOCATION_i eq 18 fill INPUT_WHEREOCC with "At/in home of friend."
Elseif LOCATION_i eq 19 fill INPUT_WHEREOCC with "Yard/driveway of friend."
Elseif LOCATION_i eq 20 fill INPUT_WHEREOCC with "Apt. hall of friend."
Elseif LOCATION_i eq 21 fill INPUT_WHEREOCC with "On street adjacent to friends home."
Elseif LOCATION_i eq 22 fill INPUT_WHEREOCC with "Inside restaurant."
Elseif LOCATION_i eq 23 fill INPUT_WHEREOCC with "Inside bank."
Elseif LOCATION_i eq 24 fill INPUT_WHEREOCC with "Inside gas station."
Elseif LOCATION_i eq 25 fill INPUT_WHEREOCC with "Inside other commercial bldg."
Elseif LOCATION_i eq 26 fill INPUT_WHEREOCC with "Inside office."
Elseif LOCATION_i eq 27 fill INPUT_WHEREOCC with "Inside factory/warehouse."
Elseif LOCATION_i eq 28 fill INPUT_WHEREOCC with "Commercial parking lot."
Elseif LOCATION_i eq 29 fill INPUT_WHEREOCC with "Noncommercial parking lot."
Elseif LOCATION_i eq 30 fill INPUT_WHEREOCC with "Apt./townhouse parking lot."
Elseif LOCATION_i eq 31 fill INPUT_WHEREOCC with "Inside school building."
Elseif LOCATION_i eq 32 fill INPUT_WHEREOCC with "On school property."
Elseif LOCATION_i eq 33 fill INPUT_WHEREOCC with "In apt. yard/park."
Elseif LOCATION_i eq 34 fill INPUT_WHEREOCC with "On street."
Elseif LOCATION_i eq 35 fill INPUT_WHEREOCC with "On public transportation."
Elseif LOCATION_i eq 36 fill INPUT_WHEREOCC with "Other."
Elseif LOCATION_i eq 98 fill INPUT_WHEREOCC with "Refused."
Elseif LOCATION_i eq 99 fill INPUT_WHEREOCC with "Don't know."**

Fills: SUM_WHO_UNDUP

**Instructions: If WHICHMEMBER eq 1, 2, DK, RF fill SUM_WHO with "Respondent"
Else leave SUM_WHO blank**

Fills: SUM_PRESENCE

Instructions: If HHMEMBERPRESENT eq 2 fill SUM_PRESENCE with "and other HHL D

member(s) not present."

Elseif HHMEMBERPRESENT eq 1 AND WHICHMEMBER eq 1 fill
SUM_PRESENCE with "was present."

Elseif HHMEMBERPRESENT eq 1 AND WHICHMEMBER eq 2 fill
SUM_PRESENCE with "and other HHLD member(s) present."

Elseif HHMEMBERPRESENT eq 1 AND WHICHMEMBER eq 3 fill
SUM_PRESENCE with "Only other HHLD member(s) present."

Fills: INPUT_WHO_UNDUP

Instructions: If WHICHMEMBER_i eq 1, 2, DK, RF fill INPUT_WHO_UNDUP with "Respondent"
Else leave INPUT_WHO_UNDUP blank

Fills: INPUT_PRESENCE_UNDUP

Instructions: If WHICHMEMBER_i eq 1 fill INPUT_PRESENCE_UNDUP with "was present."
Elseif WHICHMEMBER_i eq 2 fill INPUT_PRESENCE_UNDUP with "and other
HHLD member(s) present."
Elseif WHICHMEMBER_i eq 3 fill INPUT_PRESENCE_UNDUP with "Only other
HHLD member(s) present."
Else fill INPUT_PRESENCE_UNDUP with "and other HHLD member(s) not
present."

Fills: SUM_WEAPON

Instructions: If WEAPONPRESENT eq 1 AND WEAPON eq 1 fill SUM_WEAPON with "Hand
gun, "
If WEAPONPRESENT eq 1 AND WEAPON eq 2 fill SUM_WEAPON with "Other
gun, "
If WEAPONPRESENT eq 1 AND WEAPON eq 3 fill SUM_WEAPON with "Knife, "
If WEAPONPRESENT eq 1 AND WEAPON eq 4 fill SUM_WEAPON with "Other
sharp object, "
If WEAPONPRESENT eq 1 AND WEAPON eq 5 fill SUM_WEAPON with "Blunt
object, "
If WEAPONPRESENT eq 1 AND WEAPON eq 6 fill SUM_WEAPON with "Other"
Else fill SUM_WEAPON with "No weapon present"

This fill should display all weapons marked in the field WEAPON

Fills: INPUT_WEAPON

Instructions: If WEAPON_1_i eq 1 fill INPUT_WEAPON with "Hand gun, "
If WEAPON_2_i eq 2 fill INPUT_WEAPON with "Other gun, "
If WEAPON_3_i eq 3 fill INPUT_WEAPON with "Knife, "
If WEAPON_4_i eq 4 fill INPUT_WEAPON with "Other sharp object, "
If WEAPON_5_i eq 5 fill INPUT_WEAPON with "Blunt object, "

If WEAPON_6_i eq 6 fill INPUT_WEAPON with "Other"
Else fill INPUT_WEAPON with "No weapon present"

This fill should display all weapons marked in the input fields WEAPON_1_i through WEAPON_6_i

Fills: SUM_ATTACK_TRY_THREAT

Instructions: If ATTACK eq 1 fill SUM_ATTACK_TRY_THREAT with "ATTACKED: "
Elseif TRYATTACK eq 1 fill SUM_ATTACK_TRY_THREAT with "TRIED TO ATTACK: "
Elseif THREATEN eq 1 fill SUM_ATTACK_TRY_THREAT with "THREATENED: "
Else fill SUM_ATTACK_TRY_THREAT with "Not attacked and not threatened"

Fills: SUM_ATT_TRY_THRTREASONS

Instructions: If HOWTRYATTACK eq 11 fill SUM_ATT_TRY_THRTREASONS with "Verbal threat-rape, "
If HOWTRYATTACK eq 12 fill SUM_ATT_TRY_THRTREASONS with "Verbal threat-kill, "
If HOWTRYATTACK eq 13 fill SUM_ATT_TRY_THRTREASONS with "Verbal threat-attack, "
If HOWTRYATTACK eq 14 fill SUM_ATT_TRY_THRTREASONS with "Verbal threat-sex. assault, "
If HOWTRYATTACK eq 15 fill SUM_ATT_TRY_THRTREASONS with "Unwanted sexual contct-force, "
If HOWTRYATTACK eq 16 fill SUM_ATT_TRY_THRTREASONS with "Unwanted sexual contct-no force, "
If HOWTRYATTACK eq 17 fill SUM_ATT_TRY_THRTREASONS with "Weapon present, "
If HOWTRYATTACK eq 18 fill SUM_ATT_TRY_THRTREASONS with "Shot at, "
If HOWTRYATTACK eq 19 fill SUM_ATT_TRY_THRTREASONS with "Atmpt attack w/ knife, "
If HOWTRYATTACK eq 20 fill SUM_ATT_TRY_THRTREASONS with "Atmpt attack w/ oth weapon, "
If HOWTRYATTACK eq 21 fill SUM_ATT_TRY_THRTREASONS with "Object thrown, "
If HOWTRYATTACK eq 22 fill SUM_ATT_TRY_THRTREASONS with "Followed/surrounded, "
If HOWTRYATTACK eq 23 fill SUM_ATT_TRY_THRTREASONS with "Tried to hit, "
If HOWTRYATTACK eq 24 fill SUM_ATT_TRY_THRTREASONS with "Other"

Else if HOWTHREATEN eq 11 fill SUM_ATT_TRY_THRTREASONS with "Verbal threat-rape, "
If HOWTHREATEN eq 12 fill SUM_ATT_TRY_THRTREASONS with "Verbal threat-kill. "

If HOWTHREATEN eq 13 fill SUM_ATT_TRY_THRTREASONS with "Verbal threat-attack, "
If HOWTHREATEN eq 14 fill SUM_ATT_TRY_THRTREASONS with "Verbal threat-sex. assault, "
If HOWTHREATEN eq 15 fill SUM_ATT_TRY_THRTREASONS with "Unwanted sexual contct-force, "
If HOWTHREATEN eq 16 fill SUM_ATT_TRY_THRTREASONS with "Unwanted sexual contct-no force, "
If HOWTHREATEN eq 17 fill SUM_ATT_TRY_THRTREASONS with "Weapon present, "
If HOWTHREATEN eq 18 fill SUM_ATT_TRY_THRTREASONS with "Shot at, "
If HOWTHREATEN eq 19 fill SUM_ATT_TRY_THRTREASONS with "Atmpt attack w/ knife, "
If HOWTHREATEN eq 20 fill SUM_ATT_TRY_THRTREASONS with "Atmpt attack w/ oth weapon, "
If HOWTHREATEN eq 21 fill SUM_ATT_TRY_THRTREASONS with "Object thrown, "
If HOWTHREATEN eq 22 fill SUM_ATT_TRY_THRTREASONS with "Followed/surrounded, "
If HOWTHREATEN eq 23 fill SUM_ATT_TRY_THRTREASONS with "Tried to hit, "
If HOWTHREATEN eq 24 fill SUM_ATT_TRY_THRTREASONS with "Other"

If HOWATTACK eq 11 fill SUM_ATT_TRY_THRTREASONS with "Raped, "
If HOWATTACK eq 12 fill SUM_ATT_TRY_THRTREASONS with "Tried to rape, "
If HOWATTACK eq 13 fill SUM_ATT_TRY_THRTREASONS with "Sex. assault-not rape, "
If HOWATTACK eq 14 fill SUM_ATT_TRY_THRTREASONS with "Shot, "
If HOWATTACK eq 15 fill SUM_ATT_TRY_THRTREASONS with "Shot at-missed, "
If HOWATTACK eq 16 fill SUM_ATT_TRY_THRTREASONS with "Hit with gun in hand, "
If HOWATTACK eq 17 fill SUM_ATT_TRY_THRTREASONS with "Stabbed/cut w/ knife, "
If HOWATTACK eq 18 fill SUM_ATT_TRY_THRTREASONS with "Atmpt attack w/ knife, "
If HOWATTACK eq 19 fill SUM_ATT_TRY_THRTREASONS with "Hit by object in hand, "
If HOWATTACK eq 20 fill SUM_ATT_TRY_THRTREASONS with "Hit by thrown object, "
If HOWATTACK eq 21 fill SUM_ATT_TRY_THRTREASONS with "Atmpt attack w/ oth weapon, "
If HOWATTACK eq 22 fill SUM_ATT_TRY_THRTREASONS with "Hit, knocked down, "
If HOWATTACK eq 23 fill SUM_ATT_TRY_THRTREASONS with "Grabbed/held, "
If HOWATTACK eq 24 fill SUM_ATT_TRY_THRTREASONS with "Other"
Else leave SUM_ATT_TRY_THRTREASONS blank.

Fills: INPUT_ATTACK_TRY_THREAT

Instructions: If ATTACK_i eq 1 fill INPUT_ATTACK_TRY_THREAT with "ATTACKED: "
Elseif TRYATTACK_i eq 1 fill INPUT_ATTACK_TRY_THREAT with "TRIED TO
ATTACK: "
Elseif THREATEN_i eq 1 fill INPUT_ATTACK_TRY_THREAT with
"THREATENED: "
Else fill INPUT_ATTACK_TRY_THREAT with "Not attacked and not threatened"

Fills: INPUT_ATT_TRY_THRTREASONS

Instructions: If HOWTRYATTACK_i eq 11 fill INPUT_ATT_TRY_THRTREASONS with "Verbal
threat-rape, "
If HOWTRYATTACK_i eq 12 fill INPUT_ATT_TRY_THRTREASONS with "Verbal
threat-kill, "
If HOWTRYATTACK_i eq 13 fill INPUT_ATT_TRY_THRTREASONS with "Verbal
threat-attack, "
If HOWTRYATTACK_i eq 14 fill INPUT_ATT_TRY_THRTREASONS with "Verbal
threat-sex. assault, "
If HOWTRYATTACK_i eq 15 fill INPUT_ATT_TRY_THRTREASONS with
"Unwanted sexual contct-force, "
If HOWTRYATTACK_i eq 16 fill INPUT_ATT_TRY_THRTREASONS with
"Unwanted sexual contct-no force, "
If HOWTRYATTACK_i eq 17 fill INPUT_ATT_TRY_THRTREASONS with
"Weapon present, "
If HOWTRYATTACK_i eq 18 fill INPUT_ATT_TRY_THRTREASONS with "Shot at,
"
If HOWTRYATTACK_i eq 19 fill INPUT_ATT_TRY_THRTREASONS with "Atmpt
attack w/ knife, "
If HOWTRYATTACK_i eq 20 fill INPUT_ATT_TRY_THRTREASONS with "Atmpt
attack w/ oth weapon, "
If HOWTRYATTACK_i eq 21 fill INPUT_ATT_TRY_THRTREASONS with "Object
thrown, "
If HOWTRYATTACK_i eq 22 fill INPUT_ATT_TRY_THRTREASONS with
"Followed/surrounded, "
If HOWTRYATTACK_i eq 23 fill INPUT_ATT_TRY_THRTREASONS with "Tried to
hit, "
If HOWTRYATTACK_i eq 24 fill INPUT_ATT_TRY_THRTREASONS with "Other"

Else if HOWTHREATEN_i eq 11 fill INPUT_ATT_TRY_THRTREASONS with
"Verbal threat-rape, "
If HOWTHREATEN eq_i 12 fill INPUT_ATT_TRY_THRTREASONS with "Verbal
threat-kill, "
If HOWTHREATEN eq_i 13 fill INPUT_ATT_TRY_THRTREASONS with "Verbal
threat-attack, "
If HOWTHREATEN_i eq 14 fill INPUT_ATT_TRY_THRTREASONS with "Verbal
threat-sex. assault, "
If HOWTHREATEN_i eq 15 fill INPUT_ATT_TRY_THRTREASONS with

"Unwanted sexual contct-force, "
If HOWTHREATEN_i eq 16 fill INPUT_ATT_TRY_THRTREASONS with
"Unwanted sexual contct-no force, "
If HOWTHREATEN_i eq 17 fill INPUT_ATT_TRY_THRTREASONS with "Weapon
present, "
If HOWTHREATEN_i eq 18 fill INPUT_ATT_TRY_THRTREASONS with "Shot at, "
If HOWTHREATEN_i eq 19 fill INPUT_ATT_TRY_THRTREASONS with "Atmpt
attack w/ knife, "
If HOWTHREATEN_i eq 20 fill INPUT_ATT_TRY_THRTREASONS with "Atmpt
attack w/ oth weapon, "
If HOWTHREATEN_i eq 21 fill INPUT_ATT_TRY_THRTREASONS with "Object
thrown, "
If HOWTHREATEN_i eq 22 fill INPUT_ATT_TRY_THRTREASONS with
"Followed/surrounded, "
If HOWTHREATEN_i eq 23 fill INPUT_ATT_TRY_THRTREASONS with "Tried to
hit, "
If HOWTHREATEN_i eq 24 fill INPUT_ATT_TRY_THRTREASONS with "Other"

If HOWATTACK_i eq 11 fill INPUT_ATT_TRY_THRTREASONS with "Raped, "
If HOWATTACK_i eq 12 fill INPUT_ATT_TRY_THRTREASONS with "Tried to
rape, "
If HOWATTACK_i eq 13 fill INPUT_ATT_TRY_THRTREASONS with "Sex.
assault-not rape, "
If HOWATTACK_i eq 14 fill INPUT_ATT_TRY_THRTREASONS with "Shot, "
If HOWATTACK_i eq 15 fill INPUT_ATT_TRY_THRTREASONS with "Shot
at-missed, "
If HOWATTACK_i eq 16 fill INPUT_ATT_TRY_THRTREASONS with "Hit with gun
in hand, "
If HOWATTACK_i eq 17 fill INPUT_ATT_TRY_THRTREASONS with "Stabbed/cut
w/ knife, "
If HOWATTACK_i eq 18 fill INPUT_ATT_TRY_THRTREASONS with "Atmpt
attack w/ knife, "
If HOWATTACK_i eq 19 fill INPUT_ATT_TRY_THRTREASONS with "Hit by
object in hand, "
If HOWATTACK_i eq 20 fill INPUT_ATT_TRY_THRTREASONS with "Hit by
thrown object, "
If HOWATTACK_i eq 21 fill INPUT_ATT_TRY_THRTREASONS with "Atmpt
attack w/ oth weapon, "
If HOWATTACK_i eq 22 fill INPUT_ATT_TRY_THRTREASONS with "Hit,
knocked down, "
If HOWATTACK_i eq 23 fill INPUT_ATT_TRY_THRTREASONS with
"Grabbed/held, "
If HOWATTACK_i eq 24 fill INPUT_ATT_TRY_THRTREASONS with "Other"
Else leave INPUT_ATT_TRY_THRTREASONS blank.

Fills: SUM_THEFT_ATTTHEFT

Instructions: If THEFT eq 1 fill SUM_THEFT_ATTTHEFT with "STOLE: "
Elseif ATTEMPTTHEFT eq 1 fill SUM_THEFT_ATTTHEFT with "TRIED TO
STEAL: "
Else fill SUM_THEFT_ATTTHEFT with "Nothing taken and no attempt to take
anything"

Fills: SUM_THEFT_ATTTHEFTITEMS

Instructions: If ATTEMPTTHEFTWHAT eq 11 fill SUM_THEFT_ATTTHEFTITEMS with "Cash, "
If ATTEMPTTHEFTWHAT eq 12 fill SUM_THEFT_ATTTHEFTITEMS with "Purse,
"
If ATTEMPTTHEFTWHAT eq 13 fill SUM_THEFT_ATTTHEFTITEMS with "Wallet,
"
If ATTEMPTTHEFTWHAT eq 14 fill SUM_THEFT_ATTTHEFTITEMS with "Credit
cards, "
If ATTEMPTTHEFTWHAT eq 15 fill SUM_THEFT_ATTTHEFTITEMS with "Car, "
If ATTEMPTTHEFTWHAT eq 16 fill SUM_THEFT_ATTTHEFTITEMS with "Other
motor vehicle, "
If ATTEMPTTHEFTWHAT eq 17 fill SUM_THEFT_ATTTHEFTITEMS with "Part of
motor vehicle, "
If ATTEMPTTHEFTWHAT eq 18 fill SUM_THEFT_ATTTHEFTITEMS with
"Gasoline, "
If ATTEMPTTHEFTWHAT eq 19 fill SUM_THEFT_ATTTHEFTITEMS with
"Bicycle, "
If ATTEMPTTHEFTWHAT eq 20 fill SUM_THEFT_ATTTHEFTITEMS with
"TV/DVD/stereo, "
If ATTEMPTTHEFTWHAT eq 21 fill SUM_THEFT_ATTTHEFTITEMS with
"Silver/china, "
If ATTEMPTTHEFTWHAT eq 22 fill SUM_THEFT_ATTTHEFTITEMS with "Other
HHLD furn., "
If ATTEMPTTHEFTWHAT eq 23 fill SUM_THEFT_ATTTHEFTITEMS with
"Personal effects, "
If ATTEMPTTHEFTWHAT eq 24 fill SUM_THEFT_ATTTHEFTITEMS with "Hand
gun, "
If ATTEMPTTHEFTWHAT eq 25 fill SUM_THEFT_ATTTHEFTITEMS with "Other
firearm, "
If ATTEMPTTHEFTWHAT eq 26 fill SUM_THEFT_ATTTHEFTITEMS with "Other, "

Else if WHATWASTAKEN eq 11 fill SUM_THEFT_ATTTHEFTITEMS with "Cash, "
If WHATWASTAKEN eq 12 fill SUM_THEFT_ATTTHEFTITEMS with "Purse, "
If WHATWASTAKEN eq 13 fill SUM_THEFT_ATTTHEFTITEMS with "Wallet, "
If WHATWASTAKEN eq 14 fill SUM_THEFT_ATTTHEFTITEMS with "Credit
cards, "
If WHATWASTAKEN eq 15 fill SUM_THEFT_ATTTHEFTITEMS with "Car, "
If WHATWASTAKEN eq 16 fill SUM_THEFT_ATTTHEFTITEMS with "Other motor
vehicle, "
If WHATWASTAKEN eq 17 fill SUM_THEFT_ATTTHEFTITEMS with "Part of

motor vehicle, "
If WHATWASTAKEN eq 18 fill SUM_THEFT_ATTTHEFTITEMS with "Unattach
mv accessory, "
If WHATWASTAKEN eq 19 fill SUM_THEFT_ATTTHEFTITEMS with "Gasoline, "
If WHATWASTAKEN eq 20 fill SUM_THEFT_ATTTHEFTITEMS with "Bicycle, "
If WHATWASTAKEN eq 21 fill SUM_THEFT_ATTTHEFTITEMS with
"TV/DVD/stereo, "
If WHATWASTAKEN eq 22 fill SUM_THEFT_ATTTHEFTITEMS with "Silver/china,
"
If WHATWASTAKEN eq 23 fill SUM_THEFT_ATTTHEFTITEMS with "Other HHL D
furn., "
If WHATWASTAKEN eq 24 fill SUM_THEFT_ATTTHEFTITEMS with "Portable
electronic gear, "
If WHATWASTAKEN eq 25 fill SUM_THEFT_ATTTHEFTITEMS with
"Clothing/luggage, "
If WHATWASTAKEN eq 26 fill SUM_THEFT_ATTTHEFTITEMS with
"Jewelry/watch/keys, "
If WHATWASTAKEN eq 27 fill SUM_THEFT_ATTTHEFTITEMS with "Collection
of stamps, "
If WHATWASTAKEN eq 28 fill SUM_THEFT_ATTTHEFTITEMS with "Toys/sports
equip., "
If WHATWASTAKEN eq 29 fill SUM_THEFT_ATTTHEFTITEMS with "Other pers.
objects, "
If WHATWASTAKEN eq 30 fill SUM_THEFT_ATTTHEFTITEMS with "Hand gun, "
If WHATWASTAKEN eq 31 fill SUM_THEFT_ATTTHEFTITEMS with "Other
firearm, "
If WHATWASTAKEN eq 32 fill SUM_THEFT_ATTTHEFTITEMS with "Tools, "
If WHATWASTAKEN eq 33 fill SUM_THEFT_ATTTHEFTITEMS with
"Farm/garden produce, "
If WHATWASTAKEN eq 34 fill SUM_THEFT_ATTTHEFTITEMS with
"Animals-pet, "
If WHATWASTAKEN eq 35 fill SUM_THEFT_ATTTHEFTITEMS with "Food or
liquor, "
If WHATWASTAKEN eq 36 fill SUM_THEFT_ATTTHEFTITEMS with "Other, "
Else leave SUM_THEFT_ATTTHEFTITEMS blank

This fill should display all items marked in the field ATTEMPTTHEFTWHAT or
WHATWASTAKEN

Fills: INPUT_THEFT_ATTTHEFT

Instructions: If THEFT_i eq 1 fill INPUT_THEFT_ATTTHEFT with "STOLE: "

Elseif ATTEMPTTHEFT_i eq 1 fill INPUT_THEFT_ATTTHEFT with "TRIED TO
STEAL: "

Else fill INPUT_THEFT_ATTTHEFT with "Nothing taken and no attempt to take
anything"

Fills: INPUT_THEFT_ATTTHEFTITEMS

Instructions: If ATTEMPTTHEFTWHAT_i eq 11 fill INPUT_THEFT_ATTTHEFTITEMS with "Cash, "

If ATTEMPTTHEFTWHAT_i eq 12 fill INPUT_THEFT_ATTTHEFTITEMS with "Purse, "

If ATTEMPTTHEFTWHAT_i eq 13 fill INPUT_THEFT_ATTTHEFTITEMS with "Wallet, "

If ATTEMPTTHEFTWHAT_i eq 14 fill INPUT_THEFT_ATTTHEFTITEMS with "Credit cards, "

If ATTEMPTTHEFTWHAT_i eq 15 fill INPUT_THEFT_ATTTHEFTITEMS with "Car, "

If ATTEMPTTHEFTWHAT_i eq 16 fill INPUT_THEFT_ATTTHEFTITEMS with "Other motor vehicle, "

If ATTEMPTTHEFTWHAT_i eq 17 fill INPUT_THEFT_ATTTHEFTITEMS with "Part of motor vehicle, "

If ATTEMPTTHEFTWHAT_i eq 18 fill INPUT_THEFT_ATTTHEFTITEMS with "Gasoline, "

If ATTEMPTTHEFTWHAT_i eq 19 fill INPUT_THEFT_ATTTHEFTITEMS with "Bicycle, "

If ATTEMPTTHEFTWHAT_i eq 20 fill INPUT_THEFT_ATTTHEFTITEMS with "TV/DVD/stereo, "

If ATTEMPTTHEFTWHAT_i eq 21 fill INPUT_THEFT_ATTTHEFTITEMS with "Silver/china, "

If ATTEMPTTHEFTWHAT_i eq 22 fill INPUT_THEFT_ATTTHEFTITEMS with "Other HHL D furn., "

If ATTEMPTTHEFTWHAT_i eq 23 fill INPUT_THEFT_ATTTHEFTITEMS with "Personal effects, "

If ATTEMPTTHEFTWHAT_i eq 24 fill INPUT_THEFT_ATTTHEFTITEMS with "Hand gun, "

If ATTEMPTTHEFTWHAT_i eq 25 fill INPUT_THEFT_ATTTHEFTITEMS with "Other firearm, "

If ATTEMPTTHEFTWHAT_i eq 26 fill INPUT_THEFT_ATTTHEFTITEMS with "Other, "

Else if WHATWASTAKEN_i eq 11 fill INPUT_THEFT_ATTTHEFTITEMS with "Cash, "

If WHATWASTAKEN_i eq 12 fill INPUT_THEFT_ATTTHEFTITEMS with "Purse, "

If WHATWASTAKEN_i eq 13 fill INPUT_THEFT_ATTTHEFTITEMS with "Wallet, "

If WHATWASTAKEN_i eq 14 fill INPUT_THEFT_ATTTHEFTITEMS with "Credit cards, "

If WHATWASTAKEN_i eq 15 fill INPUT_THEFT_ATTTHEFTITEMS with "Car, "

If WHATWASTAKEN_i eq 16 fill INPUT_THEFT_ATTTHEFTITEMS with "Other motor vehicle, "

If WHATWASTAKEN_i eq 17 fill INPUT_THEFT_ATTTHEFTITEMS with "Part of motor vehicle, "

If WHATWASTAKEN_i eq 18 fill INPUT_THEFT_ATTTHEFTITEMS with "Unattach mv accessory, "

If WHATWASTAKEN_i eq 19 fill INPUT_THEFT_ATTTHEFTITEMS with "Gasoline, "
If WHATWASTAKEN_i eq 20 fill INPUT_THEFT_ATTTHEFTITEMS with "Bicycle, "
If WHATWASTAKEN_i eq 21 fill INPUT_THEFT_ATTTHEFTITEMS with "TV/DVD/stereo, "
If WHATWASTAKEN_i eq 22 fill INPUT_THEFT_ATTTHEFTITEMS with "Silver/china, "
If WHATWASTAKEN_i eq 23 fill INPUT_THEFT_ATTTHEFTITEMS with "Other HHLD furn., "
If WHATWASTAKEN_i eq 24 fill INPUT_THEFT_ATTTHEFTITEMS with "Portable electronic gear, "
If WHATWASTAKEN_i eq 25 fill INPUT_THEFT_ATTTHEFTITEMS with "Clothing/luggage, "
If WHATWASTAKEN_i eq 26 fill INPUT_THEFT_ATTTHEFTITEMS with "Jewelry/watch/keys, "
If WHATWASTAKEN_i eq 27 fill INPUT_THEFT_ATTTHEFTITEMS with "Collection of stamps, "
If WHATWASTAKEN_i eq 28 fill INPUT_THEFT_ATTTHEFTITEMS with "Toys/sports equip., "
If WHATWASTAKEN_i eq 29 fill INPUT_THEFT_ATTTHEFTITEMS with "Other pers. objects, "
If WHATWASTAKEN_i eq 30 fill INPUT_THEFT_ATTTHEFTITEMS with "Hand gun, "
If WHATWASTAKEN_i eq 31 fill INPUT_THEFT_ATTTHEFTITEMS with "Other firearm, "
If WHATWASTAKEN_i eq 32 fill INPUT_THEFT_ATTTHEFTITEMS with "Tools, "
If WHATWASTAKEN_i eq 33 fill INPUT_THEFT_ATTTHEFTITEMS with "Farm/garden produce, "
If WHATWASTAKEN_i eq 34 fill INPUT_THEFT_ATTTHEFTITEMS with "Animals-pet, "
If WHATWASTAKEN_i eq 35 fill INPUT_THEFT_ATTTHEFTITEMS with "Food or liquor, "
If WHATWASTAKEN_i eq 36 fill INPUT_THEFT_ATTTHEFTITEMS with "Other, "
Else leave INPUT_THEFT_ATTTHEFTITEMS blank

This fill should display all items marked in the field ATTEMPTTHEFTWHAT_i or WHATWASTAKEN_i

Fills: INCSUMMARY

Instructions: Fill INCSUMMARY with the incident summary entered into the SUMMARY field for the incident being referenced.

Fills: INPUT_INCSUMMARY

Instructions: Fill INPUT_INCSUMMARY with the incident summary from the input fields

SUMMARY_1_i, SUMMARY_2_i, SUMMARY_3_i, SUMMARY_4_i for the incident being referenced.

Type: Enumerated
Length: 1

Answer List: TYesNo

Value:	Mnemonic:	Description:
1	Yes	Yes
2	No	No

- Don't Know
- Refuse
- Empty

- On Input
- On Output

Store Instructions: If UN DUP_ OLDINC eq 1, store 1 in INC_D (for the incident on the left)
Add 1 to DUPCOUNT

If current incident is a duplicate of the first old incident, store the INTNMBR, L_NO, and 96 (in the last 2 digits) in DUPWHICH

If current incident is a duplicate of the second old incident, store the INTNMBR, L_NO, and 97 (in the last 2 digits) in DUPWHICH

If current incident is a duplicate of the third old incident, store the INTNMBR, L_NO, and 98 (in the last 2 digits) in DUPWHICH

If current incident is a duplicate of the fourth old incident, store the INTNMBR, L_NO, and 99 (in the last 2 digits) in DUPWHICH

Array:

Special Instructions: See prototype for setup.

The form pane for this screen should be a grid that displays the incidents to be compared. The grid rows should consist of the incidents that are "open" or deletable (i.e. the incident that is displayed on the left column in the info pane) and the columns should consist of the incidents displayed on the right, in the info pane (i.e. the incidents from input).

Whenever UN DUP_ OLDINC eq 1 the row incident/the incident in the left column in the info pane is the incident that will be flagged for deletion.

After reviewing an incident (entering 2, "not a dup"), the cursor should move across

the row to the right to review the next incident to the current incident, then when done with that incident/row it should move to the next incident/row and repeat the review of incidents until no more incidents to review.

After reviewing an incident (entering 1 "is a dup"), the cursor should move to the next incident/row and repeat the review of incidents until no more incidents to review (If an incident is flagged as a duplicate incident, it does not need to be reviewed against any remaining old incidents).

02/01/10 updated the fill names in SPIDER for the incidents from input since they reference different variables than the currently reported incidents. The instrument is working correctly, so no new Change Requests were generated for this update.

Skip Instructions: UNDUP_DONE

Field

UNDUP_DONE
BUndup.UNDUP_DONE

Description: Screen that tells the interviewer they are done with the unduplication section for the current respondent

Form Pane Label: Undup Done

SAS Name:

Tag Name: UNDUP_DONE

Inherited Universe: SKIPMID ne 1 and WEBEC ne 1

Universe: UNDUP_CURINC and INTNMBR_i is 'empty' (from the input file RT8502:5) or\
UNDUP_OLDINC (finished reviewing current enumeration incidents against old incidents)

Universe Description:

Question Text: * THIS PERSON DOES NOT HAVE ANY MORE INCIDENTS TO REVIEW,
CONTINUE WITH THE INTERVIEW.

Type: Enumerated

Length: 1

Answer List: Enter_1_ To_Continue

Value:	Mnemonic:	Description:
1		Enter 1 to Continue

- Don't Know
- Refuse
- Empty

- On Input
- On Output

Array:

Skip Instructions: If AGER ge 4 goto JOBLASTWEEK
Else goto NEXTPERSON

CountCompleteIncidents

Field

Description: Counter of in range and valid incidents

Tab Name:

Fly Over Name:

Universe Type: lf

Inherited Universe:

Universe:

Universe Description:

Array:

Instructions: Counter is incremented if IncidentIntro = Continue AND IncidentProbe <> No AND SkipOut <>
1 AND Dup <> 2 AND Dup <> 3

2016 Core change questions

Block

2016 Core change questions

Description: Block includes citizenship, sexual orientation, gender identity, veterans status, employment, and income

Tab Name:

Fly Over Name:

Universe Type: If

Inherited Universe:

Universe:

Universe Description:

Array:

Block Instructions: If the question is not being asked in the current enumeration, output the response from the last time the question was asked in the respective "_I" output variable. If the question was asked at anytime, any subsequent outputs should have that answer until the question is asked again, and the response will be replaced

Field

INTRO_SOCIO_DEMO

2016 Core change questions.INTRO_SOCIO_DEMO

Description: Introduction statement to the 2016 NCVS Socio demographic questions.

Form Pane Label: Intro to socio demo?

SAS Name: INTRO SOCIO DEMO

Tag Name: INTRO_SOCIO_DEMO

Inherited Universe:

Universe: AGER eq 2-9 AND

((INCSAM eq 1 or (INCSAM eq 0 and INTNMBR (RT2501:6-7) eq 1,3,5,7) or (INCSAM eq 0 and REPLCE eq 1)) or (INTNMBR eq 2,4,6 and (DISABILITY_i (RT8501:116) eq empty or CITIZENSHIPSTATUS_i (RT8501:118) eq 5, DK, RF, or empty)))

OR

((AGER eq 2-6 and AGE ge15) or (AGER eq 4-6)) AND
(INTNMBR eq 2,4,6 and INDEPENDENT_i (RT8501:117) eq empty)

OR

(SELFPROXY ne 4 and (AGER eq 4-6)) AND
(INTNMBR (RT2501:6-7) eq 2,4,6 and (((SEX eq 1 and ORIENTMALE_i (RT8501:119) eq empty) or (SEX eq 2, DK, RF and ORIENTFEMALE_i (RT8501:120) eq empty)) or GENID_i (RT8501:121) eq empty))

OR

(INTNMBR (RT2501:6-7) eq 2,4,6 and ((AGER eq 5 and AGE le 39) or (AGER eq 5 and AGERNG eq 5,6,7) and ACTIVEDUTYSTATUS_i (RT8501:123) eq 1) or
INTNMBR (RT2501:6-7) eq 2,4,6 and ((AGER eq 5-6) and ACTIVEDUTYSTATUS_i (RT8501:122) eq DK, RF or empty))

OR

[NO_CRIMES = 1 and AGE ge 16] or
[CRIME_END = 1 and INCCOUNT lt 2 and I_32a_1 is blank and AGE ge 16] or
[UNDUP_DONE and AGE ge 16]

Universe Description:

Question Text: Now we have some questions about ^YOUR_NAME_S demographic characteristics.

Fills: YOUR_NAME_S

Instructions: If SELFPROXY eq 2 fill YOUR_NAME_S with "your" Else fill YOUR_NAME_S with RESPONDENTNAME's. (If SELFPROXY ne 2 the fill should be the respndent's name plus 's)

Type: Enumerated

Length: 1

Answer List: Enter_1_ To_Continue

Value:	Mnemonic:	Description:
1		Enter 1 to Continue

- Don't Know
- Refuse
- Empty

- On Input
- On Output

Array:

Block

Disability

2016 Core change questions.Disability

Description: Disability

Tab Name:

Fly Over Name:

Universe Type: If

Inherited Universe:

Universe: AGER eq 2-9 AND

((INCSAM eq 1 or (INCSAM eq 0 and INTNMBR (RT2501:6-7) eq 1,3,5,7) or
(INCSAM eq 0 and REPLCE eq 1)) or (INTNMBR eq 2,4,6 and DISABILITY_i
(RT8501:116) eq empty))

Universe Description: Ask at interviews 1,3,5,7;
Ask if aged in, HH replaced, or if person is new to HH;
Do not ask if DK/RF at prior interview;
Proxys allowed.
Ages 12+ for disability questions, including DK/RF

Array:

Block Instructions:

HEARING

Field

2016 Core change questions.Disability.HEARING

Description: Hearing impairment

Form Pane Label: Hearing Impaired?

SAS Name: HEARING

Tag Name: HEARING

Inherited Universe: AGER eq 2-9 AND

((INCSAM eq 1 or (INCSAM eq 0 and INTNMBR (RT2501:6-7) eq 1,3,5,7) or
(INCSAM eq 0 and REPLCE eq 1)) or (INTNMBR eq 2,4,6 and DISABILITY_i
(RT8501:116) eq empty))

Universe:

Universe Description:

Question Text: ^ARE_IS ^YOU_NAME deaf or ^DO_DOES ^YOU_HE_SHE have serious
difficulty hearing?

Fills: YOU_NAME

Instructions: If SELFPROXY eq 2 fill YOU_NAME with "you"
Else fill YOU_NAME with ^NAME.

Fills: YOU_HE_SHE

Instructions: If SELFPROXY eq 2 fill YOU_HE_SHE with "you"
Elseif SELFPROXY eq 4 AND SEX eq 1 fill YOU_HE_SHE with "he"
Elseif SELFPROXY eq 4 AND SEX eq 2 fill YOU_HE_SHE with "she"
Elseif SELFPROXY eq 4 AND SEX is blank fill YOU_HE_SHE with ^NAME.

Fills: ARE_IS

Instructions: If SELFPROXY eq 2 fill ARE_IS with "are"
Else fill ARE_IS with "is".

Fills: DO_DOES

Instructions: If SELFPROXY eq 2 fill DO_DOES with "do"
Else fill DO_DOES with "does".

Type: Enumerated

Length: 1

Answer List: TYesNo

Value:	Mnemonic:	Description:
1	Yes	Yes
2	No	No

- Don't Know
- Refuse
- Empty

- On Input
- On Output

Store Instructions: Store HEARING in MHEARING

Array:

Special Instructions: If this question is on path, the input value should not be prefilled in the question or on output. The new value will replace the input value.

If this question is not on path, the input value should be outputted

Skip Instructions: VISION

VISION

Field

2016 Core change questions.Disability.VISION

Description: Vision Impaired

Form Pane Label: Vision Impaired?

SAS Name: VISION

Tag Name: VISION

Inherited Universe: AGER eq 2-9 AND

((INCSAM eq 1 or (INCSAM eq 0 and INTNMBR (RT2501:6-7) eq 1,3,5,7) or
(INCSAM eq 0 and REPLCE eq 1)) or (INTNMBR eq 2,4,6 and DISABILITY_i
(RT8501:116) eq empty))

Universe:

Universe Description:

Question Text: ^ARE_IS ^YOU_NAME blind or ^DO_DOES ^YOU_HE_SHE have serious
difficulty seeing even when wearing glasses?

Fills: YOU_NAME

Instructions: If SELFPROXY eq 2 fill YOU_NAME with "you"
Else fill YOU_NAME with ^NAME.

Fills: YOU_HE_SHE

Instructions: If SELFPROXY eq 2 fill YOU_HE_SHE with "you"
Elseif SELFPROXY eq 4 AND SEX eq 1 fill YOU_HE_SHE with "he"
Elseif SELFPROXY eq 4 AND SEX eq 2 fill YOU_HE_SHE with "she"
Elseif SELFPROXY eq 4 AND SEX is blank fill YOU_HE_SHE with ^NAME.

Fills: ARE_IS

Instructions: If SELFPROXY eq 2 fill ARE_IS with "are"
Else fill ARE_IS with "is".

Fills: DO_DOES

Instructions: If SELFPROXY eq 2 fill DO_DOES with "do"
Else fill DO_DOES with "does".

Type: Enumerated

Length: 1

Answer List: TYesNo

Value:	Mnemonic:	Description:
1	Yes	Yes
2	No	No

- Don't Know
- Refuse
- Empty

- On Input
- On Output

Store Instructions: Store VISION in MBLIND

Array:

Skip Instructions: LEARN_CONCENTRATE

LEARN_CONCENTRATE

Field

2016 Core change questions.Disability.LEARN_CONCENTRATE

Description: Do you have any difficulty - learning/concentrating

Form Pane Label: Learning disorder?

SAS Name: LEARN_CONCENTRATE

Tag Name: LEARN_CONCENTRATE

Inherited Universe: AGER eq 2-9 AND

((INCSAM eq 1 or (INCSAM eq 0 and INTNMBR (RT2501:6-7) eq 1,3,5,7) or
(INCSAM eq 0 and REPLCE eq 1)) or (INTNMBR eq 2,4,6 and DISABILITY_i
(RT8501:116) eq empty))

Universe:

Universe Description:

Question Text: Because of a physical, mental, or emotional condition, ^DO_DOES
^YOU_HE_SHE have serious difficulty:

Concentrating, remembering or making decisions?

Fills: DO_DOES

Instructions: If SELFPROXY eq 2 fill DO_DOES with "do"
Else fill DO_DOES with "does".

Fills: YOU_HE_SHE

Instructions: If SELFPROXY eq 2 fill YOU_HE_SHE with "you"
Elseif SELFPROXY eq 4 AND SEX eq 1 fill YOU_HE_SHE with "he"
Elseif SELFPROXY eq 4 AND SEX eq 2 fill YOU_HE_SHE with "she"
Elseif SELFPROXY eq 4 AND SEX is blank fill YOU_HE_SHE with ^NAME.

Type: Enumerated

Length: 1

Answer List: TYesNo

Value:	Mnemonic:	Description:
1	Yes	Yes
2	No	No

Don't Know

Refuse
 Empty

On Input
 On Output

Store Instructions: Store LEARN_CONCENTRATE in MMEMORY

Array:

Special Instructions: If this question is on path, the input value should not be prefilled in the question or on output. The new value will replace the input value.

If this question is not on path, the input value should be outputted

Skip Instructions: PHYSICAL_LIMIT

PHYSICAL_LIMIT

Field

2016 Core change questions.Disability.PHYSICAL_LIMIT

Description: Do you have any of following long-lasting conditions - physically limiting condition

Form Pane Label: Physical limitation?

SAS Name: PHYSICAL_LIMIT

Tag Name: PHYSICAL_LIMIT

Inherited Universe: AGER eq 2-9 AND

((INCSAM eq 1 or (INCSAM eq 0 and INTNMBR (RT2501:6-7) eq 1,3,5,7) or
(INCSAM eq 0 and REPLCE eq 1)) or (INTNMBR eq 2,4,6 and DISABILITY_i
(RT8501:116) eq empty))

Universe:

Universe Description:

Question Text: Because of a physical, mental, or emotional condition, ^DO_DOES ^YOU_HE_SHE
have serious difficulty:

Walking or climbing stairs?

Fills: DO_DOES

Instructions: If SELFPROXY eq 2 fill DO_DOES with "do"
Else fill DO_DOES with "does".

Fills: YOU_HE_SHE

Instructions: If SELFPROXY eq 2 fill YOU_HE_SHE with "you"
Elseif SELFPROXY eq 4 AND SEX eq 1 fill YOU_HE_SHE with "he"
Elseif SELFPROXY eq 4 AND SEX eq 2 fill YOU_HE_SHE with "she"
Elseif SELFPROXY eq 4 AND SEX is blank fill YOU_HE_SHE with ^NAME.

Type: Enumerated

Length: 1

Answer List: TYesNo

Value:	Mnemonic:	Description:
1	Yes	Yes
2	No	No

Don't Know

Refuse
 Empty

On Input
 On Output

Store Instructions: Store PHYSICAL_LIMIT in MPHYSCOND

Array:

Special Instructions: If this question is on path, the input value should not be prefilled in the question or on output. The new value will replace the input value.

If this question is not on path, the input value should be outputted

Skip Instructions: DRESS_BATH

DRESS_BATH

Field

2016 Core change questions.Disability.DRESS_BATH

Description: Do you have any difficulty - dressing/bathing/mobility in home

Form Pane Label: Dressing/bathing

SAS Name: DRESS_BATH

Tag Name: DRESS_BATH

Inherited Universe: AGER eq 2-9 AND

((INCSAM eq 1 or (INCSAM eq 0 and INTNMBR (RT2501:6-7) eq 1,3,5,7) or
(INCSAM eq 0 and REPLCE eq 1)) or (INTNMBR eq 2,4,6 and DISABILITY_i
(RT8501:116) eq empty))

Universe:

Universe Description:

Question Text: Because of a physical, mental, or emotional condition, ^DO_DOES ^YOU_HE_SHE
have serious difficulty:

Dressing or bathing?

Fills: DO_DOES

Instructions: If SELFPROXY eq 2 fill DO_DOES with "do"
Else fill DO_DOES with "does".

Fills: YOU_HE_SHE

Instructions: If SELFPROXY eq 2 fill YOU_HE_SHE with "you"
Elseif SELFPROXY eq 4 AND SEX eq 1 fill YOU_HE_SHE with "he"
Elseif SELFPROXY eq 4 AND SEX eq 2 fill YOU_HE_SHE with "she"
Elseif SELFPROXY eq 4 AND SEX is blank fill YOU_HE_SHE with ^NAME.

Type: Enumerated

Length: 1

Answer List: TYesNo

Value:	Mnemonic:	Description:
1	Yes	Yes
2	No	No

Don't Know

Refuse
 Empty

On Input
 On Output

Store Instructions: Store DRESS_BATH in MDRESSBATH

Array:

Special Instructions: If this question is on path, the input value should not be prefilled in the question or on output. The new value will replace the input value.

If this question is not on path, the input value should be outputted

DISABILITYJBID

Field

2016 Core change questions.Disability.DISABILITYJBID

Description: James Bond ID of the FR who completed the disability block

Form Pane Label:

SAS Name:

Tag Name: disabilityjbid

Inherited Universe: AGER eq 2-9 AND

((INCSAM eq 1 or (INCSAM eq 0 and INTNMBR (RT2501:6-7) eq 1,3,5,7) or
(INCSAM eq 0 and REPLCE eq 1)) or (INTNMBR eq 2,4,6 and DISABILITY_i
(RT8501:116) eq empty))

Universe:

Universe Description:

Question Text:

Type: Classification

Length: 8

- Don't Know
- Refuse
- Empty

- On Input
- On Output

Store Instructions: If (DRESS_BATH eq entry) AND DISABILITYJBID is empty)
store USERID in DISABILITYJBID

Array:

Block

Independent Living

2016 Core change questions.Independent Living

Description: Independent living

Tab Name:

Fly Over Name:

Universe Type: If

Inherited Universe:

Universe: ((AGER eq 2-6 and AGE ge15) or (AGER eq 4-6)) AND

((INCSAM eq 1 or (INCSAM eq 0 and INTNMBR (RT2501:6-7) eq 1,3,5,7) or
(INCSAM eq 0 and REPLCE eq 1)) or (INTNMBR eq 2,4,6 and INDEPENDENT_i
(RT8501:117) eq empty))

Universe Description: Ask at interviews 1,3,5,7;

Ask if aged in, HH replaced, or if person is new to HH;

Do not ask if DK/RF at prior interview;

Proxys allowed.

Ages 15+ for independent living question

Array:

Block Instructions:

LEAVING_HOME

Field

2016 Core change questions.Independent Living.LEAVING_HOME

Description: Do you have any difficulty - leaving home

Form Pane Label: Leaving home

SAS Name: LEAVING_HOME

Tag Name: LEAVING_HOME

Inherited Universe: ((AGER eq 2-6 and AGE ge15) or (AGER eq 4-6)) AND

((INCSAM eq 1 or (INCSAM eq 0 and INTNMBR (RT2501:6-7) eq 1,3,5,7) or
(INCSAM eq 0 and REPLCE eq 1)) or (INTNMBR eq 2,4,6 and INDEPENDENT_i
(RT8501:117) eq empty))

Universe:

Universe Description: This is the only disability question that requires age of 15+

Question Text: Because of a physical, mental, or emotional condition, ^DO_DOES
^YOU_HE_SHE have difficulty doing errands alone such as visiting a doctor's
office or shopping?

Fills: DO_DOES

Instructions: If SELFPROXY eq 2 fill DO_DOES with "do"
Else fill DO_DOES with "does".

Fills: YOU_HE_SHE

Instructions: If SELFPROXY eq 2 fill YOU_HE_SHE with "you"
Elseif SELFPROXY eq 4 AND SEX eq 1 fill YOU_HE_SHE with "he"
Elseif SELFPROXY eq 4 AND SEX eq 2 fill YOU_HE_SHE with "she"
Elseif SELFPROXY eq 4 AND SEX is blank fill YOU_HE_SHE with ^NAME.

Type: Enumerated

Length: 1

Answer List: TYesNo

Value:	Mnemonic:	Description:
1	Yes	Yes
2	No	No

- Don't Know
 Refuse

Empty

On Input

On Output

Store Instructions: Store LEAVING_HOME in MLEAVEHOME

If HEARING eq 1 or VISION eq 1 or LEARN_CONCENTRATE eq 1 or
PHYSICAL_LIMIT eq 1 or DRESS_BATH eq 1 or LEAVING_HOME eq 1 store 1 in
HAVEDISABILITY

Array:

Special Instructions: If this question is on path, the input value should not be prefilled in the question or on output. The new value will replace the input value.

If this question is not on path, the input value should be outputted

(04/08/09) Left the store instructions in for documentation purposes, but this should be done 1) outside of this field, 2) use the variables that start with an "M" and 3) should be set up to store 'yes' or 'no' in HAVEDISABILITY

{Store instructions should be: If MHEARING eq 1 or MBLIND eq 1 or MMEMORY eq 1 or MPHYSCOND eq 1 or MDRESSBATH eq 1 or MLEAVEHOME eq 1 store 1 in HAVEDISABILITY

Elseif MHEARING and MBLIND and MMEMORY and MPHYSCOND and MDRESSBATH and MLEAVEHOME ne 1 store 0 (or empty) in HAVEDISABILITY}

INDEPENDENTJBID

Field

2016 Core change questions.Independent Living.INDEPENDENTJBID

Description: James Bond ID of the FR who completed the independent living block

Form Pane Label:

SAS Name:

Tag Name: independentjbid

Inherited Universe: ((AGER eq 2-6 and AGE ge15) or (AGER eq 4-6)) AND

((INCSAM eq 1 or (INCSAM eq 0 and INTNMBR (RT2501:6-7) eq 1,3,5,7) or
(INCSAM eq 0 and REPLCE eq 1)) or (INTNMBR eq 2,4,6 and INDEPENDENT_i
(RT8501:117) eq empty))

Universe:

Universe Description:

Question Text:

Type: Classification

Length: 8

- Don't Know
- Refuse
- Empty

- On Input
- On Output

Store Instructions: If (LEAVING_HOME eq entry) AND INDEPENDENTJBID is empty)
store USERID in INDEPENDENTJBID

Array:

Block

Citizenship

2016 Core change questions.Citizenship

Description: Citizenship

Tab Name:

Fly Over Name:

Universe Type: If

Inherited Universe:

Universe: AGER eq 2-9 AND

((INCSAM eq 1 or (INCSAM eq 0 and REPLCE eq 1)) or (INTNMBR eq 2-7 and
CITIZENSHIPSTATUS_i (RT8501:118) eq 5, DK, RF, or empty))

Universe Description: Ask at interview 1;

Ask if aged in, HH replaced, or person is new to HH;

Ask if selected no at prior interview;

Ask if DK/RF at prior interview;

Proxys are allowed.

Ages 12+, including DK/RF birthyears

Array:

Block Instructions:

CITIZENSHIP

Field

2016 Core change questions.Citizenship.CITIZENSHIP

Description: Citizenship status

Form Pane Label: Citizenship

SAS Name: CITIZENSHIP

Tag Name: CITIZENSHIP

Inherited Universe: AGER eq 2-9 AND

((INCSAM eq 1 or (INCSAM eq 0 and REPLCE eq 1)) or (INTNMBR eq 2-7 and
CITIZENSHIPSTATUS_i (RT8501:118) eq 5, DK, RF, or empty))

Universe:

Universe Description:

Question Text: ^ARE_IS_C ^YOU_NAME a citizen of the United States? That is, ^WERE_WAS
^YOU_HE_SHE born in the United States, born in a U.S. territory, born of U.S.
citizen parent(s), or become a citizen of the U.S. through naturalization?

Fills: YOU_NAME

Instructions: If SELFPROXY eq 2 fill YOU_NAME with "you"
Else fill YOU_NAME with ^NAME.

Fills: YOU_HE_SHE

Instructions: If SELFPROXY eq 2 fill YOU_HE_SHE with "you"
Elseif SELFPROXY eq 4 AND SEX eq 1 fill YOU_HE_SHE with "he"
Elseif SELFPROXY eq 4 AND SEX eq 2 fill YOU_HE_SHE with "she"
Elseif SELFPROXY eq 4 AND SEX is blank fill YOU_HE_SHE with ^NAME.

Fills: ARE_IS_C

Instructions: If SELFPROXY eq 2 fill ARE_IS_C with "Are"
Else fill ARE_IS_C with "Is".

Fills: WERE_WAS

Instructions: If SELFPROXY eq 2 fill WERE_WAS with "were"
Else fill WERE_WAS with "was".

Type: Enumerated

Length: 1

Answer List: Citizenship

Value:	Mnemonic:	Description:
1		Yes, born in the United States
2		Yes, born in Puerto Rico, Guam, the U.S. Virgin Islands, or Northern Marianas
3		Yes, born abroad of U.S. citizen parent or parents
4		Yes, U.S. citizen by naturalization
5		No, not a U.S. citizen

- Don't Know
- Refuse
- Empty

- On Input
- On Output

Array:

Special Instructions: If this question is on path, the input value should not be prefilled in the question or on output. The new value will replace the input value.

If this question is not on path, the input value should be outputted

CITIZENSHIPJBID

Field

2016 Core change questions.Citizenship.CITIZENSHIPJBID

Description: James Bond ID of the FR who completed the citizenship block

Form Pane Label:

SAS Name:

Tag Name: citizenshipjbid

Inherited Universe: AGER eq 2-9 AND

((INCSAM eq 1 or (INCSAM eq 0 and REPLCE eq 1)) or (INTNMBR eq 2-7 and
CITIZENSHIPSTATUS_i (RT8501:118) eq 5, DK, RF, or empty))

Universe:

Universe Description:

Question Text:

Type: Classification

Length: 8

- Don't Know
- Refuse
- Empty

- On Input
- On Output

Store Instructions: If (CITIZENSHIP eq entry) AND CITIZENSHIPJBID is empty)
store USERID in CITIZENSHIPJBID

Array:

Block

Sexual Orientation

2016 Core change questions.Sexual Orientation

Description: Sexual orientation

Tab Name:

Fly Over Name:

Universe Type: If

Inherited Universe:

Universe: (SELFPROXY ne 4 and (AGER eq 4-6)) AND

CountCompleteIncidents ge 1 AND

((INCSAM eq 1 or (INCSAM eq 0 and INTNMBR (RT2501:6-7) eq 1,3,5,7) or
(INCSAM eq 0 and REPLCE eq 1)) or (INTNMBR (RT2501:6-7) eq 2,4,6 and ((SEX
eq 1 and ORIENTMALE_i (RT8501:119) eq empty) or (SEX eq 2, DK, RF and
ORIENTFEMALE_i (RT8501:120) eq empty)))

Universe Description: Ask at interviews 1,3,5,7;

Ask if aged in, HH replaced, or if person is new to HH;

Do not ask if DK/RF at prior interview;

No proxys allowed.

Ages 16+

Reported victimization within the reference period

Array:

Block Instructions:

ORIENTATION_MALE

Field

2016 Core change questions.Sexual Orientation.ORIENTATION_MALE

Description: How does respondent think of themselves- male

Form Pane Label: Orientation Male

SAS Name: ORIENTATIONMALE

Tag Name: ORIENTATION_MALE

Inherited Universe: (SELPROXY ne 4 and (AGER eq 4-6)) AND
(CountCompleteIncidents ge 1) AND

((INCSAM eq 1 or (INCSAM eq 0 and INTNMBR (RT2501:6-7) eq 1,3,5,7) or
(INCSAM eq 0 and REPLCE eq 1)) or (INTNMBR (RT2501:6-7) eq 2,4,6 and ((SEX
eq 1 and ORIENTMALE_i (RT8501:119) eq empty) or (SEX eq 2, DK, RF and
ORIENTFEMALE_i (RT8501:120) eq empty)))

Universe: SEX eq 1

Universe Description:

Question Text: <BOOK ICON> Which of the following BEST represents how you think of yourself ?

Type: Enumerated

Length: 1

Answer List: ORIENT_MALE

Value:	Mnemonic:	Description:
1		Gay [BOLD]
2		Straight, that is, not gay [BOLD]
3		Bisexual, or [BOLD]
4		Something else [BOLD]

Don't Know
 Refuse
 Empty

On Input
 On Output

Array:

Special Instructions: If this question is on path, the input value should not be prefilled in the question or on output. The new value will replace the input value.

If this question is not on path, the input value should be outputted

Skip Instructions: goto IDENTITY_BIRTH

ORIENTATION_FEMALE

Field

2016 Core change questions.Sexual Orientation.ORIENTATION_FEMALE

Description: How does respondent think of themselves- female

Form Pane Label: Orientation Female

SAS Name: ORIENTATIONFEMALE

Tag Name: ORIENTATION_FEMALE

Inherited Universe: (SELPROXY ne 4 and (AGER eq 4-6)) AND
(CountCompleteIncidents ge 1 AND)

((INCSAM eq 1 or (INCSAM eq 0 and INTNMBR (RT2501:6-7) eq 1,3,5,7) or
(INCSAM eq 0 and REPLCE eq 1)) or (INTNMBR (RT2501:6-7) eq 2,4,6 and ((SEX
eq 1 and ORIENTMALE_i (RT8501:119) eq empty) or (SEX eq 2, DK, RF and
ORIENTFEMALE_i (RT8501:120) eq empty)))

Universe: SEX = 2, DK, RF

Universe Description:

Question Text: <BOOK ICON> Which of the following BEST represents how you think of yourself?

Type: Enumerated

Length: 1

Answer List: ORIENT_FEMALE

Value:	Mnemonic:	Description:
1		Lesbian or gay [BOLD]
2		Straight, that is, not lesbian or gay [BOLD]
3		Bisexual, or [BOLD]
4		Something else [BOLD]

- Don't Know
- Refuse
- Empty

- On Input
- On Output

Array:

Special Instructions: If this question is on path, the input value should not be prefilled in the question or on output. The new value will replace the input value.

If this question is not on path, the input value should be outputted

Skip Instructions: goto IDENTITY_BIRTH

SEXUALORIENTJBID

Field

2016 Core change questions.Sexual Orientation.SEXUALORIENTJBID

Description: James Bond ID of the FR who completed the sexual orientation block

Form Pane Label:

SAS Name:

Tag Name: sexualorientjbid

Inherited Universe: (SELFPROXY ne 4 and (AGER eq 4-6)) AND
(CountCompleteIncidents ge 1 AND

((INCSAM eq 1 or (INCSAM eq 0 and INTNMBR (RT2501:6-7) eq 1,3,5,7) or
(INCSAM eq 0 and REPLCE eq 1)) or (INTNMBR (RT2501:6-7) eq 2,4,6 and ((SEX
eq 1 and ORIENTMALE_i (RT8501:119) eq empty) or (SEX eq 2, DK, RF and
ORIENTFEMALE_i (RT8501:120) eq empty)))

Universe:

Universe Description:

Question Text:

Type: Classification

Length: 8

- Don't Know
- Refuse
- Empty

- On Input
- On Output

Store Instructions: If (ORIENTATION_MALE or ORIENTATION_FEMALE eq entry) AND
SEXUALORIENTJBID is empty)
store USERID in SEXUALORIENTJBID

Array:

Block

Gender Identity

2016 Core change questions.Gender Identity

Description: Gender identity

Tab Name:

Fly Over Name:

Universe Type: If

Inherited Universe:

Universe: ((SELFPROXY ne 4) and (AGER eq 4-6)) AND
(CountCompleteIncidents ge 1 AND)

((INCSAM eq 1 or (INCSAM eq 0 and INTNMBR (RT2501:6-7) eq 1,3,5,7) or
(INCSAM eq 0 and REPLCE eq 1)) or (INTNMBR (RT2501:6-7) eq 2,4,6 and
GENID_i (RT8501:121) eq empty))

Universe Description: Ask at interviews 1,3,5,7;
Ask if aged in, HH replaced, or person is new to HH;
Do not ask if DK/RF at prior interview;
No proxys allowed.
Ages 16+ and Reported victimization within reference period

Array:

Block Instructions:

GENID_BIRTH

Field

2016 Core change questions.Gender Identity.GENID_BIRTH

Description: What was the respondents identity on their birth certificate

Form Pane Label: Genid Birth

SAS Name: GENIDBIRTH

Tag Name: GENID_BIRTH

Inherited Universe: ((SELFPROXY ne 4) and (AGER eq 4-6)) AND
(CountCompleteIncidents ge 1 AND

((INCSAM eq 1 or (INCSAM eq 0 and INTNMBR (RT2501:6-7) eq 1,3,5,7) or
(INCSAM eq 0 and REPLCE eq 1)) or (INTNMBR (RT2501:6-7) eq 2,4,6 and
GENID_i (RT8501:121) eq empty))

Universe: ORIENTATION_MALE or ORIENTATION_FEMALE eq 1-3, 6 or
ORIENTATION_ELSE eq response or ORIENTATION_DK eq response

Universe Description:

Question Text: <BOOK ICON> What sex was recorded on your original birth certificate?

Type: Enumerated

Length: 1

Answer List: IDENTITY_BIRTH

Value:	Mnemonic:	Description:
1		Male
2		Female
3		Refused
4		Don't know

- Don't Know
- Refuse
- Empty

- On Input
- On Output

Array:

Special Instructions: If this question is on path, the input value should not be prefilled in the question or on output. The new value will replace the input value.

If this question is not on path, the input value should be outputted

Skip Instructions: GENID_DESCRIBE

GENID_DESCRIBE

Field

2016 Core change questions.Gender Identity.GENID_DESCRIBE

Description: How does the respondent currently describe themselves

Form Pane Label: Genid Describe

SAS Name: GENIDDESCRIBE

Tag Name: GENID_DESCRIBE

Inherited Universe: ((SELFPROXY ne 4) and (AGER eq 5-6)) AND
(CountCompleteIncidents ge 1 AND

((INCSAM eq 1 or (INCSAM eq 0 and INTNMBR (RT2501:6-7) eq 1,3,5,7) or
(INCSAM eq 0 and REPLCE eq 1)) or (INTNMBR (RT2501:6-7) eq 2,4,6 and
GENID_i (RT8501:121) eq empty))

Universe:

Universe Description:

Question Text: <BOOK ICON> Do you currently describe yourself as male, female or transgender?

Type: Enumerated

Length: 1

Answer List: IDENTITY_DESCRIBE

Value:	Mnemonic:	Description:
1		Male
2		Female
3		Transgender
4		None of these

Don't Know

Refuse

Empty

On Input

On Output

Array:

Special Instructions: If this question is on path, the input value should not be prefilled in the question or on output. The new value will replace the input value.

If this question is not on path, the input value should be outputted

Skip Instructions: If response eq 1 and GENID_BIRTH eq 2,3,or 4, or
If response eq 2 and GENID_BIRTH eq 1,3,or 4, goto GENID_CONFIRM
Else move to next section

GENID_CONFIRM

Field

2016 Core change questions.Gender Identity.GENID_CONFIRM

Description: Confirming responses for gender identity

Form Pane Label: Genid Confirm

SAS Name: GENIDCONFIRM

Tag Name: GENID_CONFIRM

Inherited Universe: ((SELFPROXY ne 4) and (AGER eq 4-6)) AND
(CountCompleteIncidents ge 1 AND

((INCSAM eq 1 or (INCSAM eq 0 and INTNMBR (RT2501:6-7) eq 1,3,5,7) or
(INCSAM eq 0 and REPLCE eq 1)) or (INTNMBR (RT2501:6-7) eq 2,4,6 and
GENID_i (RT8501:121) eq empty))

Universe: GENID_BIRTH eq 1 and GENID_DESCRIBE eq 2,3 or 4, or GENID_BIRTH eq 2 and
GENID_DESCRIBE eq 1, 3 or 4

Universe Description:

Question Text: Just to confirm, your sex recorded at birth was^MALE_FEMALE and you now describe yourself as^MALE_FEMALE2. Is that correct?

Fills: MALE_FEMALE

Instructions: English: If GENID_BIRTH eq 1 fill with "male", if GENID_BIRTH eq 2 fill with "female"

Spanish: If GENID_BIRTH eq 1 fill with "hombre", if GENID_BIRTH eq 2 fill with "mujer"

Fills: MALE_FEMALE2

Instructions: English: If GENID_DESCRIBE eq 1 fill with "describe yourself as male", if GENID_DESCRIBE eq 2 fill with "describe yourself as female", if GENID_DESCRIBE eq 3 fill with "describe yourself as transgender", if GENID_DESCRIBE eq 4 fill with "do not describe yourself as male, female or transgender",

Spanish: If GENID_DESCRIBE eq 1 fill with "se describe como hombre", if GENID_DESCRIBE eq 2 fill with "se describe como mujer", if GENID_DESCRIBE eq 3 fill with "se describe como transgénero", if GENID_DESCRIBE eq 4 fill with "no se describe como hombre, mujer ni transgénero"

Type: Enumerated

Length: 1

Answer List: YesNoRFDK

Value:	Mnemonic:	Description:
1		Yes
2		No
3		Refused
4		Don't know

- Don't Know
- Refuse
- Empty

- On Input
- On Output

Array:

Special Instructions: If this question is on path, the input value should not be prefilled in the question or on output. The new value will replace the input value.

If this question is not on path, the input value should be outputted

Skip Instructions: If Response eq 2, goto GENID_ERROR
Else go to next section on path

GENID_ERROR

Check

2016 Core change questions.Gender Identity.GENID_ERROR

Description: Hard error if response is no at GENID_CONFIRM

Inherited Universe: ((SELFPROXY ne 4) and (AGER eq 5-6)) AND
(CountCompleteIncidents ge 1 AND)

((INCSAM eq 1 or (INCSAM eq 0 and INTNMBR (RT2501:6-7) eq 1,3,5,7) or
(INCSAM eq 0 and REPLCE eq 1)) or (INTNMBR (RT2501:6-7) eq 2,4,6 and
GENID_i (RT8501:121) eq empty))

Universe: GENID_CONFIRM eq 2

Universe Description: Respondent selected no at GENID_CONFIRM

Text: [✦ You selected that the respondent was either not assigned ^BIRTH at birth or does not currently ^DESCRIBE. Go back to GENID_BIRTH and GENID_DESCRIBE to correct.](#)

Check Instructions: GENID_BIRTH should be the only selection the FR can go back to. This error must be outputted in the data for both "close" and "goto"

1= "close"

2= "goto"

Type: Hard

Skip Instructions: If "close" is selected stay at GENID_CONFIRM

If "goto" is selected go to GENID_BIRTH

Fills: BIRTH

Instructions: If GENID_BIRTH eq 1 fill with "male"

If GENID_BIRTH eq 2 fill with "female"

Fills: DESCRIBE

Instructions: If GENID_DESCRIBE eq 1 fill with "describes themselves as male"

If GENID_DESCRIBE eq 2 fill with "describes themselves as female"

If GENID_DESCRIBE eq 3 fill with "describes themselves as transgender"

If GENID_DESCRIBE eq 4 fill with "does not describe themselves as male, female or transgender"

Field

GENIDJBID

2016 Core change questions.Gender Identity.GENIDJBID

Description: James Bond ID of the FR who completed the gender identification block

Form Pane Label:

SAS Name:

Tag Name: genidjbid

Inherited Universe: ((SELFPROXY ne 4) and (AGER eq 5-6)) AND
(CountCompleteIncidents ge 1 AND

((INCSAM eq 1 or (INCSAM eq 0 and INTNMBR (RT2501:6-7) eq 1,3,5,7) or
(INCSAM eq 0 and REPLCE eq 1)) or (INTNMBR (RT2501:6-7) eq 2,4,6 and
GENID_i (RT8501:121) eq empty))

Universe:

Universe Description:

Question Text:

Type: Classification

Length: 8

- Don't Know
- Refuse
- Empty

- On Input
- On Output

Store Instructions: ((GENID_BIRTH eq response or GENID_DESCRIBE eq response or GENID_CONFIRM
eq response) AND GENIDJBID eq empty) store USERID in GENIDJBID

Array:

Veteran Status

Block

2016 Core change questions.Veteran Status

Description: Veteran status

Tab Name:

Fly Over Name:

Universe Type: If

Inherited Universe:

Universe: (INCSAM eq 1 or (INCSAM eq 0 and REPLCE eq 1) and (AGER eq 5-6)) or

(INTNMBR (RT2501:6-7) eq 2-7 and ((AGER eq 5 and AGE le 39) or (AGER eq 5
and AGERNG eq 5,6,7) and ACTIVE_DUTYSTATUS_i (RT8501:123) eq 1) or

INTNMBR (RT2501:6-7) eq 2-7 and ((AGER eq 5-6) and ACTIVE_DUTYSTATUS_i
(RT8501:122) eq DK, RF or empty)

Universe Description: Ask at interview 1;

Ask if aged in, HH replaced, or new to HH;

Ask if selected no at prior interview to ACTIVE_DUTY;

Ask if DK/RF at prior interview;

Proxys allowed.

Ages 18+

Array:

Block Instructions:

Field

ACTIVE_DUTY

2016 Core change questions.Veteran Status.ACTIVE_DUTY

Description: Did respondent serve on active duty

Form Pane Label: Active Duty

SAS Name: ACTIVEDUTY

Tag Name: ACTIVE_DUTY

Inherited Universe: (INCSAM eq 1 or (INCSAM eq 0 and REPLCE eq 1) and (AGER eq 5-6)) or

(INTNMBR (RT2501:6-7) eq 2-7 and ((AGER eq 5 and AGE le 39) or (AGER eq 5 and AGERNG eq 5,6,7) and ACTIVEDUTYSTATUS_i (RT8501:123) eq 1) or

INTNMBR (RT2501:6-7) eq 2-7 and ((AGER eq 5-6) and ACTIVEDUTYSTATUS_i (RT8501:122) eq DK, RF or empty)

Universe:

Universe Description:

Question Text: ^HAVE_HAS_C ^YOU_NAME ever served on active duty in the U.S. Armed Forces, Reserves, or National Guard?

[+ Mark one box](#)

Fills: YOU_NAME

Instructions: If SELFPROXY eq 2 fill YOU_NAME with "you"
Else fill YOU_NAME with ^NAME.

Fills: HAVE_HAS_C

Instructions: If SELFPROXY eq 2 fill HAVE_HAS_C with "Have"
Else fill HAVE_HAS_C with "Has".

Type: Enumerated

Length: 1

Answer List: ACTIVE_DUTY

Value:	Mnemonic:	Description:
1		Never served in the military
2		Only on active duty for training in the Reserves or National Guard
3		Now on active duty
4		On active duty in the past, but not now

- Don't Know
- Refuse
- Empty

- On Input
- On Output

Array:

Special Instructions: If this question is on path, the input value should not be prefilled in the question or on output. The new value will replace the input value.

If this question is not on path, the input value should be outputted

Skip Instructions: If response eq 3 or 4 goto ACTIVY_DUTYTIME

Field

ACTIVE_DUTYWHEN

2016 Core change questions.Veteran Status.ACTIVE_DUTYWHEN

Description: When was the respondent on active duty

Form Pane Label: Active Duty When

SAS Name: ACTIVE_DUTYWHEN

Tag Name: ACTIVE_DUTYWHEN

Inherited Universe: (INCSAM eq 1 or (INCSAM eq 0 and REPLCE eq 1) and (AGER eq 5-6)) or

(INTNMBR (RT2501:6-7) eq 2-7 and ((AGER eq 5 and AGE le 39) or (AGER eq 5 and AGERNG eq 5,6,7) and ACTIVEDUTYSTATUS_i (RT8501:123) eq 1) or

INTNMBR (RT2501:6-7) eq 2-7 and ((AGER eq 5-6) and ACTIVEDUTYSTATUS_i (RT8501:122) eq DK, RF or empty)

Universe: ACTIVE_DUTY eq 3 or 4

Universe Description:

Question Text: When did ^YOU_NAME serve on active duty in the U.S. Armed Forces?

✦ [Mark all that apply, even if just for part of the time period](#)

✦ [If needed, probe: \(Any other time period?\)](#)

Fills: YOU_NAME

Instructions: If SELFPROXY eq 2 fill YOU_NAME with "you"
Else fill YOU_NAME with ^NAME.

Type: Set

Max Number of Values: 11

Length: 2

Answer List: ACTIVE_DUTYWHEN

Value:	Mnemonic:	Description:
11		September 2001 or later
12		August 1990 to August 2001 (including Persian Gulf War)
13		May 1975 to July 1990
14		Vietnam era (August 1964 to April 1975)
15		February 1955 to July 1964
16		Korean War (July 1950 to January 1955)
17		January 1947 to June 1950

18	World War II (December 1941 to December 1946)
19	November 1941 or earlier

- Don't Know
- Refuse
- Empty

- On Input
- On Output

Array:

Special Instructions: If this question is on path, the input value should not be prefilled in the question or on output. The new value will replace the input value.

If this question is not on path, the input value should be outputted

Field

VETSTATUSJBID

2016 Core change questions.Veteran Status.VETSTATUSJBID

Description: James Bond ID of the FR who completed the veterans status block

Form Pane Label:

SAS Name:

Tag Name: vetstatusjbid

Inherited Universe: (INCSAM eq 1 or (INCSAM eq 0 and REPLCE eq 1) and (AGER eq 5-6)) or

(INTNMBR (RT2501:6-7) eq 2-7 and ((AGER eq 5 and AGE le 39) or (AGER eq 5 and AGERNG eq 5,6,7) and ACTIVE DUTY STATUS_i (RT8501:123) eq 1) or

INTNMBR (RT2501:6-7) eq 2-7 and ((AGER eq 5-6) and ACTIVE DUTY STATUS_i (RT8501:122) eq DK, RF or empty)

Universe:

Universe Description:

Question Text:

Type: Classification

Length: 8

- Don't Know
- Refuse
- Empty

- On Input
- On Output

Store Instructions: If (ACTIVE_DUTY eq 1,2,DK,RF or ACTIVE_DUTYWHEN eq entry) AND VETSTATUSJBID is empty) store USERID in VETSTATUSJBID

Array:

Employment

Block

2016 Core change questions.Employment

Description: Current employment status

Tab Name: Employment Questions

Fly Over Name:

Universe Type: If

Inherited Universe:

Universe: [INCSAM eq 1 or (INCSAM eq 0 and INTNMBR (RT2501:6-7) eq 1-7) or (INCSAM eq 0 and REPLCE eq 1)] and AGER ge 4

Universe Description: Ask at all interviews;
Ask if aged in, HH replaced, or if person is new to HH;
Ask if DK/RF at prior interview;
Proxys allowed.
Ages 16+

Array:

Block Instructions:

Field

JOBLASTWEEK

2016 Core change questions.Employment.JOBLASTWEEK

Description: Did the respondent have a job last week

Form Pane Label: Have a job last week

SAS Name:

Tag Name: JOBLASTWEEK

Inherited Universe: [(INCSAM eq 1 or (INCSAM eq 0 and INTNMBR (RT2501:6-7) eq 1-7) or (INCSAM eq 0 and REPLCE eq 1))] and AGER ge 4

Universe: [NO_CRIMES = 1 and AGE ge 16] or \
[CRIME_END = 1 and INCCOUNT lt 2 and I_32a_1 is blank and AGE ge 16] or\
[UNDUP_DONE and AGE ge 16]

Universe Description: No crimes reported and AGE ge 16 OR\
Finished all incident reports and there is not more than 1 incident reported in the household nor are there any incidents on input file (RT 8500/position 11 is blank) and AGE ge 16 OR\
Finished reviewing incidents in the unduplication section and AGE ge 16

Question Text: Did ^YOU_NAME have a job or work at a business LAST WEEK?

✦ **If necessary:** (Do not include volunteer work or work around the house.)

✦ **If farm or business operator in household, ask about unpaid work.**

Fills: YOU_NAME

Instructions: If SELFPROXY eq 2 fill YOU_NAME with "you"
Else fill YOU_NAME with ^NAME.

Type: Enumerated

Length: 1

Answer List: TYesNo

Value:	Mnemonic:	Description:
1	Yes	Yes
2	No	No

- Don't Know
 Refuse
 Empty

- On Input
- On Output

Array:

Skip Instructions: If JOBLASTWEEK eq 1 goto JOBDESCRIPTION
Else goto JOBDURINGREFPERIOD

Field

JOBDURINGREFPERIOD

2016 Core change questions.Employment.JOBDURINGREFPERIOD

Description: Did the respondent have a job during the last 6 months

Form Pane Label: Have a job last 6 mo.

SAS Name:

Tag Name: JOBDURINGREFPERIOD

Inherited Universe: [(INCSAM eq 1 or (INCSAM eq 0 and INTNMBR (RT2501:6-7) eq 1-7) or (INCSAM eq 0 and REPLCE eq 1))] and AGER ge 4

Universe: JOBLASTWEEK eq 2, RF

Universe Description:

Question Text: [+ Ask or verify:](#)

Did ^YOU_HE_SHE have a job or work at a business DURING THE LAST 6 MONTHS?

Fills: YOU_HE_SHE

Instructions: If SELFPROXY eq 2 fill YOU_HE_SHE with "you"

Elseif SELFPROXY eq 4 AND SEX eq 1 fill YOU_HE_SHE with "he"

Elseif SELFPROXY eq 4 AND SEX eq 2 fill YOU_HE_SHE with "she"

Elseif SELFPROXY eq 4 AND SEX is blank fill YOU_HE_SHE with ^NAME.

Type: Enumerated

Length: 1

Answer List: TYesNo

Value:	Mnemonic:	Description:
1	Yes	Yes
2	No	No

- Don't Know
 Refuse
 Empty

- On Input
 On Output

Store Instructions: If START_CP eq 1 store 1 in PPHONEPV
Elseif START_CP eq 2,3 store 2 in PPHONEPV

Array:

Special Instructions: #All of the store instructions will need to be removed/commented out if we implement the specs in SETPELIG6 since we will only be setting done NCVS interviews in one location now.#

Skip Instructions: If JOBDURINGREFPERIOD eq 1 goto JOBLAST2WEEKS
Elseif RESPLINE and I_PERIOD eq 1,3,5,7 and there are one or more other eligible household members under the age of 18(not including the HHR) goto INFORM_HHR
Elseif RESPLINE and I_PERIOD eq 1,3,5,7 goto HOUSEHOLDINCOME
Elseif RESPLINE and I_PERIOD ne 1,3,5,7 and there are one or more other eligible household members (not including the HHR) goto NEXTPERSON (or BESTTIME, need to verify)
Elseif RESPLINE and I_PERIOD ne 1,3,5,7 goto TELEPHONEINUNIT (need to verify this skip)
Elseif ne RESPLINE and there are one or more other eligible household members (not including the current respondent [var name?]) goto NEXTPERSON
Elseif ne RESPLINE and there are no other eligible household members (not including the CURRENTRESPONDENTLNO) goto ENDMIDDLE [need to verify this skip]

#New possible skip if SETPELIG is instituted...
If JOBDURINGREFPERIOD eq 1 goto JOBLAST2WEEKS
Else goto SETPELIG6#

Field

JOBLAST2WEEKS

2016 Core change questions.Employment.JOBLAST2WEEKS

Description: Did the respondent have a job for 2 or more consecutive weeks

Form Pane Label: Have a job for 2 weeks

SAS Name:

Tag Name: JOBLAST2WEEKS

Inherited Universe: [(INCSAM eq 1 or (INCSAM eq 0 and INTNMBR (RT2501:6-7) eq 1-7) or (INCSAM eq 0 and REPLCE eq 1))] and AGER ge 4

Universe: JOBDURINGREFPERIOD eq 1

Universe Description:

Question Text: Did that (job/work) last 2 consecutive weeks or more?

Type: Enumerated

Length: 1

Answer List: TYesNo

Value:	Mnemonic:	Description:
1	Yes	Yes
2	No	No

- Don't Know
- Refuse
- Empty

- On Input
- On Output

Store Instructions: If START_CP eq 1 store 1 in PPHONEPV
Elseif START_CP eq 2,3 store 2 in PPHONEPV

Array:

Skip Instructions: If JOBLAST2WEEKS eq 1 goto JOBDESCRIPTION
Elseif RESPLINE and INTNMBR_i eq 3, 5, 7 and there are one or more other eligible household members (not including the HHR) goto BInform
Else if RESPLINE and INTNMBR_i eq 3, 5, 7 goto HOUSEHOLDINCOME
Else if RESPLINE and INTNMBR_i ne 3, 5, 7 and there are one or more other eligible household members (not including the HHR) goto BInform
Else if RESPLINE and INTNMBR_i ne 3, 5, 7 goto TELEPHONEINUNIT

JOBDESCRIPTION

Field

2016 Core change questions.Employment.JOBDESCRIPTION

Description: What field was the respondent employed in

Form Pane Label: Job description

SAS Name:

Tag Name: JOBDESCRIPTION

Inherited Universe: [(INCSAM eq 1 or (INCSAM eq 0 and INTNMBR (RT2501:6-7) eq 1-7) or (INCSAM eq 0 and REPLCE eq 1))] and AGER ge 4

Universe: JOBLASTWEEK eq 1 OR JOBLAST2WEEKS eq 1

Universe Description:

Flash Card: H_EMPLOYMENT

Question Text: <BOOK ICON>

✦ Ask or verify:

Which of the following best describes ^YOUR_NAME^NMS job?

^WERE_WAS ^YOU_HE_SHE employed in the --

✦ Read each category until respondent says "yes", then enter appropriate precode.

Fills: YOUR_NAME

Instructions: If SELFPROXY eq 2 fill YOUR_NAME with "your"
Else fill YOUR_NAME with ^NAME.

Fills: NMS

Instructions: If SELFPROXY eq 4 fill NMS with ""s"
Else leave NMS blank.

Fills: WERE_WAS

Instructions: If SELFPROXY eq 2 fill WERE_WAS with "were"
Else fill WERE_WAS with "was".

Fills: YOU_HE_SHE

Instructions: If SELFPROXY eq 2 fill YOU_HE_SHE with "you"
Elseif SELFPROXY eq 4 AND SEX eq 1 fill YOU_HE_SHE with "he"

Elseif SELFPROXY eq 4 AND SEX eq 2 fill YOU_HE_SHE with "she"
Elseif SELFPROXY eq 4 AND SEX is blank fill YOU_HE_SHE with ^NAME.

Type: Enumerated
Length: 2

Answer List: Employment_General_Categories

Value:	Mnemonic:	Description:
11		[bold]Medical Profession?[n]
12		[bold]Mental Health Services Field?[n]
13		[bold]Teaching Profession?[n]
14		[bold]Law Enforcement or Security Field?[n]
15		[bold]Retail Sales?[n]
16		[bold]Transportation Field?[n]
17		[bold]Something else?[n]

- Don't Know
- Refuse
- Empty

- On Input
- On Output

Array:

Skip Instructions: If JOBDESCRIPTION eq 11 goto MEDICALJOB
Elseif JOBDESCRIPTION eq 12 goto MENTALHEALTHJOB
Elseif JOBDESCRIPTION eq 13 goto TEACHINGJOB
Elseif JOBDESCRIPTION eq 14 goto LAWENFORCEJOB
Elseif JOBDESCRIPTION eq 15 goto RETAILSALESJOB
Elseif JOBDESCRIPTION eq 16 goto TRANSPORTJOB
Elseif JOBDESCRIPTION eq 17 goto JOBDESCRIPTIONSPEC
Else goto EMPLOYERTYPECURRENT

JOBDESCRIPTIONSPEC

Field

2016 Core change questions.Employment.JOBDESCRIPTIONSPEC

Description: Write-in entry for a job that does not fit into the 6 categories in JOBDESCRIPTION

Form Pane Label: Some other job - Specify

SAS Name:

Tag Name: JOBDESCRIPTIONSPEC

Inherited Universe: [(INCSAM eq 1 or (INCSAM eq 0 and INTNMBR (RT2501:6-7) eq 1-7) or (INCSAM eq 0 and REPLCE eq 1))] and AGER ge 4

Universe: JOBDESCRIPTION = 17

Universe Description:

Question Text: [+Please specify the job not covered in answer categories 11-16 in JOBDESCRIPTION.](#)

Type: String

Length: 35

- Don't Know
- Refuse
- Empty

- On Input
- On Output

Store Instructions: Store 37 in EJOB

Array:

Skip Instructions: EMPLOYERTYPECURRENT

Field

MEDICALJOB

2016 Core change questions.Employment.MEDICALJOB

Description: What was the respondent's job - Medical profession

Form Pane Label: Medical Profession

SAS Name:

Tag Name: MEDICALJOB

Inherited Universe: [(INCSAM eq 1 or (INCSAM eq 0 and INTNMBR (RT2501:6-7) eq 1-7) or (INCSAM eq 0 and REPLCE eq 1))] and AGER ge 4

Universe: JOBDESCRIPTION = 11

Universe Description:

Question Text: [Employed in the Medical Profession:](#)

[If not in the Medical Profession, back up to JOBDESCRIPTION and change answer.](#)

As a -

[Read each category.](#)

Type: Enumerated

Length: 2

Answer List: Medical_Job

Value:	Mnemonic:	Description:
11		[bold]Physician?[n]
12		[bold]Nurse?[n]
13		[bold]Technician?[n]
14		[bold]Other Medical Profession?[n] - Specify

- Don't Know
- Refuse
- Empty

- On Input
- On Output

Store Instructions: Store MEDICALJOB in EJOB

Array:

Skip Instructions: If MEDICALJOB eq 14 goto MEDICALJOBSPEC

Else goto EMPLOYERTYPECURRENT

Field

MEDICALJOBSPEC

2016 Core change questions.Employment.MEDICALJOBSPEC

Description: Write-in entry for what the respondent was employed as - Medical Profession

Form Pane Label: Medical prof. - Specify

SAS Name:

Tag Name: MEDICALJOBSPEC

Inherited Universe: [(INCSAM eq 1 or (INCSAM eq 0 and INTNMBR (RT2501:6-7) eq 1-7) or (INCSAM eq 0 and REPLCE eq 1))] and AGER ge 4

Universe: MEDICALJOB = 14

Universe Description:

Question Text: [+Please specify employed in the medical profession as a -](#)

Type: String

Length: 35

- Don't Know
- Refuse
- Empty

- On Input
- On Output

Array:

Skip Instructions: EMPLOYERTYPECURRENT

MENTALHEALTHJOB

Field

2016 Core change questions.Employment.MENTALHEALTHJOB

Description: What was the respondent's job - Mental Health Services Field

Form Pane Label: Mental Health Field

SAS Name:

Tag Name: MENTALHEALTHJOB

Inherited Universe: [(INCSAM eq 1 or (INCSAM eq 0 and INTNMBR (RT2501:6-7) eq 1-7) or (INCSAM eq 0 and REPLCE eq 1))] and AGER ge 4

Universe: JOBDESCRIPTION = 12

Universe Description:

Question Text: [✦ Employed in the Mental Health Services Field:](#)

[✦ If not in the Mental Health Services Field, back up to JOBDESCRIPTION and change answer.](#)

Are ^YOUR_HIS_HER^NMS duties -

[✦ Read each category.](#)

Fills: YOUR_HIS_HER

Instructions: If SELFPROXY eq 2 fill YOUR_HIS_HER with "your"

Elseif SELFPROXY eq 4 AND SEX eq 1 fill YOUR_HIS_HER with "his"

Elseif SELFPROXY eq 4 AND SEX eq 2 fill YOUR_HIS_HER with "her"

Elseif SELFPROXY eq 4 AND SEX ne 1 or 2 fill YOUR_HIS_HER with ^NAME.
(fill with the first and last name of L_NO collecting demographic information for)

Fills: NMS

Instructions: If SELFPROXY eq 4 fill NMS with ""s"

Else leave NMS blank.

Type: Enumerated

Length: 2

Answer List: Mental_Health_Job

Value:	Mnemonic:	Description:
15		[bold]Professional (Social worker/psychiatrist)?[n]
16		[bold]Custodial care?[n]

17

[bold]Some other Mental Health Services Profession?[n]- Specify

- Don't Know
- Refuse
- Empty

- On Input
- On Output

Store Instructions: Store MENTALHEALTHJOB in EJOB

Array:

Skip Instructions: If MENTALHEALTHJOB eq 17 goto MENTALHEALTHJOBSPEC
Else goto EMPLOYERTYPECURRENT

MENTALHEALTHJOBSPEC

Field

2016 Core change questions.Employment.MENTALHEALTHJOBSPEC

Description: Write-in entry for what the respondent was employed as - Medical Health Services
Field

Form Pane Label: Mental Health - Specify

SAS Name:

Tag Name: MENTALHEALTHJOBSPEC

Inherited Universe: [(INCSAM eq 1 or (INCSAM eq 0 and INTNMBR (RT2501:6-7) eq 1-7) or (INCSAM eq 0 and REPLCE eq 1))] and AGER ge 4

Universe: MENTALHEALTHJOB = 17

Universe Description:

Question Text: [Please specify duties in the mental health services field.](#)

Type: String

Length: 35

- Don't Know
 Refuse
 Empty

- On Input
 On Output

Array:

Skip Instructions: EMPLOYERTYPECURRENT

Field

TEACHINGJOB

2016 Core change questions.Employment.TEACHINGJOB

Description: What was the respondent's job - Teaching Profession

Form Pane Label: Teaching Profession

SAS Name:

Tag Name: TEACHINGJOB

Inherited Universe: [(INCSAM eq 1 or (INCSAM eq 0 and INTNMBR (RT2501:6-7) eq 1-7) or (INCSAM eq 0 and REPLCE eq 1))] and AGER ge 4

Universe: JOBDESCRIPTION = 13

Universe Description:

Question Text: [♣ Employed in the Teaching Profession:](#)

[♣ If not in the Teaching Profession, back up to JOBDESCRIPTION and change answer.](#)

^WERE_WAS_C ^YOU_HE_SHE employed in a -

[♣ Read each category.](#)

Fills: WERE_WAS_C

Instructions: If SELFPROXY eq 2 fill WERE_WAS_C with "Were"
Else fill WERE_WAS_C with "Was".

Fills: YOU_HE_SHE

Instructions: If SELFPROXY eq 2 fill YOU_HE_SHE with "you"
Elseif SELFPROXY eq 4 AND SEX eq 1 fill YOU_HE_SHE with "he"
Elseif SELFPROXY eq 4 AND SEX eq 2 fill YOU_HE_SHE with "she"
Elseif SELFPROXY eq 4 AND SEX is blank fill YOU_HE_SHE with ^NAME.

Type: Enumerated

Length: 2

Answer List: Teaching_Job

Value:	Mnemonic:	Description:
18		[bold]Preschool?[n]
19		[bold]Elementary school?[n]
20		[bold]Junior high or middle school?[n]

21	[bold]High school?[n]
22	[bold]College or university?[n]
23	[bold]Technical or industrial school?[n]
24	[bold]Special education facility?[n]
25	[bold]Other Teaching Profession?[n] - Specify

- Don't Know
- Refuse
- Empty

- On Input
- On Output

Store Instructions: Store TEACHINGJOB in EJOB

If TEACHINGJOB eq 22 store 1 in COLLEGEEMPLOYER
Else store blank in COLLEGEEMPLOYER

Array:

Skip Instructions: If TEACHINGJOB eq 25 goto TEACHJOBSPEC
Else goto EMPLOYERTYPECURRENT

Field

TEACHJOBSPEC

2016 Core change questions.Employment.TEACHJOBSPEC

Description: Write-in entry for what the respondent was employed as - Teaching Profession

Form Pane Label: Teaching - Specify

SAS Name:

Tag Name: TEACHJOBSPEC

Inherited Universe: [(INCSAM eq 1 or (INCSAM eq 0 and INTNMBR (RT2501:6-7) eq 1-7) or (INCSAM eq 0 and REPLCE eq 1))] and AGER ge 4

Universe: TEACHINGJOB = 25

Universe Description:

Question Text: [+Please specify employed in the teaching profession as a -](#)

Type: String

Length: 35

- Don't Know
- Refuse
- Empty

- On Input
- On Output

Array:

Skip Instructions: EMPLOYERTYPECURRENT

LAWENFORCEJOB

Field

2016 Core change questions.Employment.LAWENFORCEJOB

Description: What was the respondent's job - Law Enforcement or Security Field

Form Pane Label: Law enforce./security

SAS Name:

Tag Name: LAWENFORCEJOB

Inherited Universe: [(INCSAM eq 1 or (INCSAM eq 0 and INTNMBR (RT2501:6-7) eq 1-7) or (INCSAM eq 0 and REPLCE eq 1))] and AGER ge 4

Universe: JOBDESCRIPTION = 14

Universe Description:

Question Text: [Employed in the Law Enforcement or Security Field:](#)

[If not in the Law Enforcement or Security Field, back up to JOBDESCRIPTION and change answer.](#)

^WERE_WAS_C ^YOU_HE_SHE employed as a -

[Read each category.](#)

Fills: WERE_WAS_C

Instructions: If SELFPROXY eq 2 fill WERE_WAS_C with "Were"
Else fill WERE_WAS_C with "Was".

Fills: YOU_HE_SHE

Instructions: If SELFPROXY eq 2 fill YOU_HE_SHE with "you"
Elseif SELFPROXY eq 4 AND SEX eq 1 fill YOU_HE_SHE with "he"
Elseif SELFPROXY eq 4 AND SEX eq 2 fill YOU_HE_SHE with "she"
Elseif SELFPROXY eq 4 AND SEX is blank fill YOU_HE_SHE with ^NAME.

Type: Enumerated

Length: 2

Answer List: Law_Enforce_Job

Value:	Mnemonic:	Description:
26		[bold]Law enforcement officer?[n]
27		[bold]Prison or jail guard?[n]
28		[bold]Security guard?[n]

29

[bold]Other Law Enforcement Profession?[n] - Specify

- Don't Know
- Refuse
- Empty

- On Input
- On Output

Store Instructions: Store LAWENFORCEJOB in EJOB

Array:

Skip Instructions: If LAWENFORCEJOB eq 29 goto LAWENFORCEJOBSPEC
Else goto EMPLOYERTYPECURRENT

LAWENFORCEJOBSPEC

Field

2016 Core change questions.Employment.LAWENFORCEJOBSPEC

Description: Write-in entry for what the respondent was employed as - Law Enforcement or Security Field

Form Pane Label: Law Enforce. - Specify

SAS Name:

Tag Name: LAWENFORCEJOBSPEC

Inherited Universe: [(INCSAM eq 1 or (INCSAM eq 0 and INTNMBR (RT2501:6-7) eq 1-7) or (INCSAM eq 0 and REPLCE eq 1))] and AGER ge 4

Universe: LAWENFORCEJOB = 29

Universe Description:

Question Text: ♦Please specify employed in the law enforcement or security field as a -

Type: String

Length: 35

- Don't Know
- Refuse
- Empty

- On Input
- On Output

Array:

Skip Instructions: EMPLOYERTYPECURRENT

Field

RETAILSALESJOB

2016 Core change questions.Employment.RETAILSALESJOB

Description: What was the respondent's job - Retail Sales

Form Pane Label: Retail Sales

SAS Name:

Tag Name: RETAILSALESJOB

Inherited Universe: [(INCSAM eq 1 or (INCSAM eq 0 and INTNMBR (RT2501:6-7) eq 1-7) or (INCSAM eq 0 and REPLCE eq 1))] and AGER ge 4

Universe: JOBDESCRIPTION = 15

Universe Description:

Question Text: ♦ Employed in Retail Sales:

♦ If not in Retail Sales, back up to JOBDESCRIPTION and change answer.

^WERE_WAS_C ^YOU_HE_SHE employed as a -

♦ Read each category.

Fills: WERE_WAS_C

Instructions: If SELFPROXY eq 2 fill WERE_WAS_C with "Were"
Else fill WERE_WAS_C with "Was".

Fills: YOU_HE_SHE

Instructions: If SELFPROXY eq 2 fill YOU_HE_SHE with "you"
Elseif SELFPROXY eq 4 AND SEX eq 1 fill YOU_HE_SHE with "he"
Elseif SELFPROXY eq 4 AND SEX eq 2 fill YOU_HE_SHE with "she"
Elseif SELFPROXY eq 4 AND SEX is blank fill YOU_HE_SHE with ^NAME.

Type: Enumerated

Length: 2

Answer List: Retail_Sales_Job

Value:	Mnemonic:	Description:
30		[bold]Convenience or liquor store clerk?[n]
31		[bold]Gas station attendant?[n]
32		[bold]Bartender?[n]
33		[bold]Other Retail Sales Profession?[n] - Specify

- Don't Know
- Refuse
- Empty

- On Input
- On Output

Store Instructions: Store RETAILSALSAJOB in EJOB

Array:

Skip Instructions: If RETAILSALSAJOB eq 33 goto RETAILSALSAJOBSSPEC
Else goto EMPLOYERTYPECURRENT

Field

RETAILSALESJOBSPEC

2016 Core change questions.Employment.RETAILSALESJOBSPEC

Description: Write-in entry for what the respondent was employed as - Retail Sales

Form Pane Label: Retail Sales - Specify

SAS Name:

Tag Name: RETAILSALESJOBSPEC

Inherited Universe: [(INCSAM eq 1 or (INCSAM eq 0 and INTNMBR (RT2501:6-7) eq 1-7) or (INCSAM eq 0 and REPLCE eq 1))] and AGER ge 4

Universe: RETAILSALESJOB = 33

Universe Description:

Question Text: [+Please specify employed in retail sales as a -](#)

Type: String

Length: 35

- Don't Know
- Refuse
- Empty

- On Input
- On Output

Array:

Skip Instructions: EMPLOYERTYPECURRENT

TRANSPORTJOB

Field

2016 Core change questions.Employment.TRANSPORTJOB

Description: What was the respondent's job - Transportation Field

Form Pane Label: Transportation Field

SAS Name:

Tag Name: TRANSPORTJOB

Inherited Universe: [(INCSAM eq 1 or (INCSAM eq 0 and INTNMBR (RT2501:6-7) eq 1-7) or (INCSAM eq 0 and REPLCE eq 1))] and AGER ge 4

Universe: JOBDESCRIPTION = 16

Universe Description:

Question Text: [✦ Employed in the Transportation Field:](#)

[✦ If not in the Transportation Field, back up to JOBDESCRIPTION and change answer.](#)

^WERE_WAS_C ^YOU_HE_SHE employed as a -

[✦ Read each category.](#)

Fills: WERE_WAS_C

Instructions: If SELFPROXY eq 2 fill WERE_WAS_C with "Were"
Else fill WERE_WAS_C with "Was".

Fills: YOU_HE_SHE

Instructions: If SELFPROXY eq 2 fill YOU_HE_SHE with "you"
Elseif SELFPROXY eq 4 AND SEX eq 1 fill YOU_HE_SHE with "he"
Elseif SELFPROXY eq 4 AND SEX eq 2 fill YOU_HE_SHE with "she"
Elseif SELFPROXY eq 4 AND SEX is blank fill YOU_HE_SHE with ^NAME.

Type: Enumerated

Length: 2

Answer List: Transport_Job

Value:	Mnemonic:	Description:
34		[bold]Bus driver?[n]
35		[bold]Taxi cab driver?[n]
36		[bold]Other Transportation Field Profession?[n] - Specify

- Don't Know
- Refuse
- Empty

- On Input
- On Output

Store Instructions: Store TRANSPORTJOB in EJOB

Array:

Skip Instructions: If TRANSPORTJOB eq 36 goto TRANSPORTJOBSPEC
Else goto EMPLOYERTYPECURRENT

TRANSPORTJOBSPEC

Field

2016 Core change questions.Employment.TRANSPORTJOBSPEC

Description: Write-in entry for what the respondent was employed as - Transportation Field

Form Pane Label: Transport. Field - Specify

SAS Name:

Tag Name: TRANSPORTJOBSPEC

Inherited Universe: [(INCSAM eq 1 or (INCSAM eq 0 and INTNMBR (RT2501:6-7) eq 1-7) or (INCSAM eq 0 and REPLCE eq 1))] and AGER ge 4

Universe: TRANSPORTJOB = 36

Universe Description:

Question Text: [+Please specify employed in the transportation field as a -](#)

Type: String

Length: 35

- Don't Know
- Refuse
- Empty

- On Input
- On Output

Array:

Skip Instructions: EMPLOYERTYPECURRENT

Field

EMPLOYERTYPECURRENT

2016 Core change questions.Employment.EMPLOYERTYPECURRENT

Description: What industry is the respondent employed in - private business, government, self-employed

Form Pane Label: Employer

SAS Name:

Tag Name: EMPLOYERTYPECURRENT

Inherited Universe: [INCSAM eq 1 or (INCSAM eq 0 and INTNMBR (RT2501:6-7) eq 1-7) or (INCSAM eq 0 and REPLCE eq 1)] and AGER ge 4

Universe: JOBDESCRIPTION

Universe Description:

Question Text: [Ask or verify:](#)

Is ^YOUR_NAME^NMS job with --

[Read each category.](#)

Fills: YOUR_NAME

Instructions: If SELFPROXY eq 2 fill YOUR_NAME with "your"
 Else fill YOUR_NAME with ^NAME.

Fills: NMS

Instructions: If SELFPROXY eq 4 fill NMS with "'s"
 Else leave NMS blank.

Type: Enumerated

Length: 1

Answer List: Employer_Type_Current

Value:	Mnemonic:	Description:
1		[bold]A private company, business, or individual for wages?[n]
2		[bold]The Federal government?[n]
3		[bold]A State, county, or local government?[n]
4		[bold]^YOURSELF_HIMSELF_HERSELF_C (Self-employed) in ^YOUR_HIS_HER^NAMES own business, professional practice, or farm?[n]

- Don't Know
- Refuse
- Empty

- On Input
- On Output

Array:

Skip Instructions: If EJOB eq 22 goto CURRENTJOBMSATYPE
Else goto COLLEGEEMPLOYER

Field

COLLEGEEMPLOYER

2016 Core change questions.Employment.COLLEGEEMPLOYER

Description: Is the respondent employed by a college or university

Form Pane Label: Employed by a college

SAS Name:

Tag Name: COLLEGEEMPLOYER

Inherited Universe: [(INCSAM eq 1 or (INCSAM eq 0 and INTNMBR (RT2501:6-7) eq 1-7) or (INCSAM eq 0 and REPLCE eq 1))] and AGER ge 4

Universe: EMPLOYERTYPECURRENT AND EJOB NE 22

Universe Description:

Question Text: ^ARE_IS_C ^YOU_NAME employed by a college or university?

Fills: ARE_IS_C

Instructions: If SELFPROXY eq 2 fill ARE_IS_C with "Are"
Else fill ARE_IS_C with "Is".

Fills: YOU_NAME

Instructions: If SELFPROXY eq 2 fill YOU_NAME with "you"
Else fill YOU_NAME with ^NAME.

Type: Enumerated

Length: 1

Answer List: TYesNo

Value:	Mnemonic:	Description:
1	Yes	Yes
2	No	No

Don't Know
 Refuse
 Empty

On Input
 On Output

Array:

Skip Instructions: CURRENTJOBMSATYPE

CURRENTJOBMSATYPE

Field

2016 Core change questions.Employment.CURRENTJOBMSATYPE

Description: What kind of area is the job located in - a city, a suburban or rural area

Form Pane Label: Area job is located in

SAS Name:

Tag Name: CURRENTJOBMSATYPE

Inherited Universe: [(INCSAM eq 1 or (INCSAM eq 0 and INTNMBR (RT2501:6-7) eq 1-7) or (INCSAM eq 0 and REPLCE eq 1))] and AGER ge 4

Universe: EMPLOYERTYPECURRENT

Universe Description:

Question Text: While working at ^YOUR_HIS_HER^NAMES job, ^DO_DOES ^YOU_NAME work mostly in --

[* Read each category.](#)

Fills: YOU_NAME

Instructions: If SELFPROXY eq 2 fill YOU_NAME with "you"
Else fill YOU_NAME with ^NAME.

Fills: YOUR_HIS_HER

Instructions: If SELFPROXY eq 2 fill YOUR_HIS_HER with "your"
Elseif SELFPROXY eq 4 AND SEX eq 1 fill YOUR_HIS_HER with "his"
Elseif SELFPROXY eq 4 AND SEX eq 2 fill YOUR_HIS_HER with "her"
Elseif SELFPROXY eq 4 AND SEX ne 1 or 2 fill YOUR_HIS_HER with ^NAME.
(fill with the first and last name of L_NO collecting demographic information for)

Fills: NAMES

Instructions: If SELFPROXY eq 4 AND SEX is blank fill NAMES with ""s"
Else leave NAMES blank.

Fills: DO_DOES

Instructions: If SELFPROXY eq 2 fill DO_DOES with "do"
Else fill DO_DOES with "does".

Type: Enumerated

Length: 1

Answer List: Job_Current_MSA

Value:	Mnemonic:	Description:
1		[bold]A city?[n]
2		[bold]Suburban area?[n]
3		[bold]Rural area?[n]
4	Combination	[bold]Or combination of any of these?[n]

- Don't Know
- Refuse
- Empty

- On Input
- On Output

Store Instructions: If START_CP eq 1 store 1 in PPHONEPV
Elseif START_CP eq 2,3 store 2 in PPHONEPV

Array:

Skip Instructions: If RESPLINE and I_PERIOD eq 3, 5, 7 and there are one or more other eligible household members (not including the HHR) goto BInform
Else if RESPLINE and I_PERIOD eq 3, 5, 7 goto HOUSEHOLDINCOME
Elseif RESPLINE goto TELEPHONEINUNIT

EMPLOYMENTJBID

Field

2016 Core change questions.Employment.EMPLOYMENTJBID

Description: James Bond ID of the FR who completed the Employment block

Form Pane Label:

SAS Name:

Tag Name: employmentjbid

Inherited Universe: [(INCSAM eq 1 or (INCSAM eq 0 and INTNMBR (RT2501:6-7) eq 1-7) or (INCSAM eq 0 and REPLCE eq 1))] and AGER ge 4

Universe:

Universe Description:

Question Text:

Type: Classification

Length: 8

- Don't Know
- Refuse
- Empty

- On Input
- On Output

Store Instructions: If ((JOBDDURINGREFPERIOD eq 2,RF or JOBLAST2WEEKS eq 2,DK,RF or CURRENTJOBMSATYPE eq 1-4,RF) AND EMPLOYMENTJBID is empty) store USERID in EMPLOYMENTJBID

Array:

Field

INTVDONE

2016 Core change questions.INTVDONE

Description: Screen used to set pelig when new demographic screens are done

Form Pane Label: INTVDONE

SAS Name: INTVDONE

Tag Name: INTVDONE

Inherited Universe:

Universe: 1) If AGE eq 12-14 and CITIZENSHIP eq response

Else AGE eq 12-14 and DRESS_BATH eq response

Else AGE eq 12-14 and NO_CRIMES eq 1 or CRIME_END eq 1

2) If AGE eq 15 and CITIZENSHIP eq response

Else AGE eq 15 and LEAVING_HOME eq response

Else AGE eq 15 and NO_CRIMES eq 1 or CRIME_END eq 1

3) If AGER eq 4-9 and (JOB_LAST2WEEKS eq 2, RF) or (CURRENTJOBMSATYE eq response)

HIP eq response or

If AGER eq 4-9 and (JOB_LAST2WEEKS eq 2, RF) or (CURRENTJOBMSATYE eq response) or

Universe Description:

Question Text: * Enter 1 to continue. DO NOT F10 OUT OF THIS SCREEN

Type: Classification

Length: 1

Don't Know

Refuse

Empty

On Input

On Output

Store Instructions: 1) If AGE eq 12-14 and CITIZENSHIP eq response

Else AGE eq 12-14 and DRESS_BATH eq response

Else AGE eq 12-14 and NO_CRIMES eq 1 or CRIME_END eq 1, store 2 in LOCKTOP and 6 in PELIG

2) If AGE eq 15 and CITIZENSHIP eq response

Else AGE eq 15 and LEAVING_HOME eq response

Else AGE eq 15 and NO_CRIMES eq 1 or CRIME_END eq 1, store 2 in LOCKTOP

and 6 in PELIG

3) If AGER eq 4-9 and (JOBLAST2WEEKS eq 2, RF) or (CURRENTJOBMSATYE eq response), store 2 in LOCKTOP and 6 in PELIG

Also, If START_CP eq 1 store 1 in PPHONEPV
Elseif START_CP eq 2,3 store 2 in PPHONEPV

Array:

Special Instructions: PELIG is being set in PRODLASTPELIG

Block

Income
2016 Core change questions.Income

Description: Household's Total Income
(Household Respondent only)

Tab Name: Household Income

Fly Over Name:

Universe Type: If

Inherited Universe:

Universe: L_NO eq SUM_HHRESP and [(INCSAM eq 1 or (INCSAM eq 0 and INTNMBR (RT2501:6-7) eq 1,3,5,7) or (INCSAM eq 0 and REPLCE eq 1))] or [HOUSEHOLDINCOME (RT8500:21-22) eq 98, 99, empty]

Universe Description: Ask at interviews 1,3,5,7;
Ask if HH replaced;
Ask if DK/RF at prior interview;
Ask only of household respondent.

Array:

Block Instructions:

HOUSEHOLDINCOME

Field

2016 Core change questions.Income.HOUSEHOLDINCOME

Description: What is the total combined income for the household

Form Pane Label: Household Income

SAS Name:

Tag Name: HOUSEHOLDINCOME

Inherited Universe: L_NO eq SUM_HHRESP and [INCSAM eq 1 or (INCSAM eq 0 and INTNMBR (RT2501:6-7) eq 1,3,5,7) or (INCSAM eq 0 and REPLCE eq 1)] or [HOUSEHOLDINCOME (RT8500:21-22) eq 98, 99, empty]

Universe: JOBDURINGREFPERIOD and L_NO eq SUM_HHRESP and ((INCSAM eq 1) or (INCSAM eq 0 and REPLCE = 1) or INTNMBR_i eq 3, 5, 7 or 8500.HOUSEHOLDINCOME eq empty)

Universe Description: Talking to the Household Respondent in an incoming case (or a replacement household case) or a TIS 3, 5, or 7 case or the input variable HOUSEHOLDINCOME is empty.\

Flash Card: H_INCOME

Question Text: <BOOK ICON>

^HHLDINCOME the TOTAL combined income of all members of this HOUSEHOLD during the past 12 months? This includes money from jobs, net income from business, farm or rent, pensions, dividends, interest, Social Security payments, and any other money income received by members of this HOUSEHOLD who are 14 years of age or older?

✦ Enter number for range that contains response.

Fills: HHLDINCOME

Instructions: If START_CP eq 1 fill HHLDINCOME with "Which category represents"
Else fill HHLDINCOME with "Which category on this card represents"

Type: Enumerated

Length: 2

Answer List: Income

Value:	Mnemonic:	Description:
11		Less than \$5,000
12		\$5,000 - \$7,499
13		\$7,500 - \$9,999

14	\$10,000 - \$12,499
15	\$12,500 - \$14,999
16	\$15,000 - \$17,499
17	\$17,500 - \$19,999
18	\$20,000 - \$24,999
19	\$25,000 - \$29,999
20	\$30,000 - \$34,999
21	\$35,000 - \$39,999
22	\$40,000 - \$49,999
23	\$50,000 - \$74,999
24	\$75,000 to \$99,999
25	\$100,000 to \$149,999
26	\$150,000 to \$199,999
27	\$200,000 or more

- Don't Know
- Refuse
- Empty

- On Input
- On Output

Array:

Skip Instructions: debriefing

INCOMEJBID

Field

2016 Core change questions.Income.INCOMEJBID

Description: James Bond ID of the FR who completed the Income block

Form Pane Label:

SAS Name:

Tag Name: incomejbid

Inherited Universe: L_NO eq SUM_HHRESP and [INCSAM eq 1 or (INCSAM eq 0 and INTNMBR (RT2501:6-7) eq 1,3,5,7) or (INCSAM eq 0 and REPLCE eq 1)] or [HOUSEHOLDINCOME (RT8500:21-22) eq 98, 99, empty]

Universe:

Universe Description:

Question Text:

Type: Classification

Length: 8

- Don't Know
- Refuse
- Empty

- On Input
- On Output

Store Instructions: If (HOUSEHOLDINCOME eq entry) AND INCOMEJBID is empty)
store USERID in INCOMEJBID

Array:

Block

BInform
BInform

Description: Block with one item informing the HHR that similar questions will be asked of minor household members (and supplement questions will be asked of certain other household members as well during supplement months)

Tab Name:
Fly Over Name:
Universe Type: If

Inherited Universe:

Universe: RESPLINE and there are one or more eligible household members (HHMEMBER eq 1), excluding the RESPLINE, in the household age 12 through 17 (AGER eq 2-4, 8 or 9)

Universe Description: Question for HHR in household where there is one or more other eligible respondents age 12 through 17 (or age is DK/REF)

Array:

Block Instructions:

INFORM_HHR
BInform.INFORM_HHR

Field

Description: Informs the HHR that minors in HH will be asked similar questions

Form Pane Label: Inform HHR

SAS Name:

Tag Name: INFORM_HHR

Inherited Universe: RESPLINE and there are one or more eligible household members (HHMEMBER eq 1), excluding the RESPLINE, in the household age 12 through 17 (AGER eq 2-4, 8 or 9)

Universe:

Universe Description: If a supplement is being conducted where the supplement age covers the RESPLINE, then this will be on path after completing the supplement.

Elseif no supplements are being conducted OR a supplement is being conducted where the supplement age does not cover the RESPLINE, this field is onpath after the HOUSEHOLDINCOME screen during I_PERIOD 3, 5, 7 or INCSAM eq 1

Else when no supplements are being conducted OR a supplement is being conducted where the supplement age does not cover the RESPLINE and I_PERIOD eq 2,4,6, this field is onpath from INTVDONE.

Question Text: I need to interview all other household members age 12 and older and will be asking them the same questions I asked you about crime. ^SUPPTOPIC

Fills: SUPPTOPIC

Instructions: \\ We must use QTYPE to identify when to use the appropriate fills for SUPPTOPIC (7/2014)

\

\ If QTYPE = blank, leave SUPPTOPIC blank.

\

\ Elseif QTYPE = 1 and there are one or more HH members (MEMBER eq 1) and (AGER eq 2-4, 8 or 9) fill SUPPTOPIC with "Additionally, I will be asking household members age 12 through 18 some questions on school-related crime."

\

\ Elseif QTYPE = 2 and there are one or more HH members (MEMBER eq 1) and (AGER eq 4, 8 or 9) fill SUPPTOPIC with "Additionally, I will be asking household members 16 years of age and older the same questions I asked you about contact with the police."

\

\ Elseif QTYPE = 3 and there are one or more HH members (MEMBER eq 1) and (AGER eq 4, 8 or 9) fill SUPPTOPIC with "Additionally, I will be asking household members 16 years of age and older the same questions I asked you

about their experience with identity theft."

\

\ Elseif QTYPE = 4 and there are one or more HH members (MEMBER eq 1) and (AGER eq 4, 8 or 9) fill SUPPTOPIC with "Additionally, I will be asking household members 16 years of age and older the same questions I asked you about times when they may have experienced unwanted contacts or behaviors."

Type: Enumerated

Length: 1

Answer List: Enter_1_ To_Continue

Value:	Mnemonic:	Description:
1		Enter 1 to Continue

- Don't Know
- Refuse
- Empty

- On Input
- On Output

Array:

Skip Instructions: If INCSAM eq 1 goto TELEPHONEINUNIT
Else goto BESTTIME_NOSUNDAY

TELEPHONEACCEPTABLE

Field

BPhoneContactInfo.TELEPHONEACCEPTABLE

Description: Telephone interview acceptable?

Form Pane Label: Phone OK

SAS Name:

Tag Name: TELEPHONEACCEPTABLE

Inherited Universe: SKIPMID ne 1 and WEBEC ne 1 and REPLCE ne 1 and (L_NO=SUM_HHRESP and MODE = 0 AND INCSAM=1 AND INTNMBR ne 7 AND NOCONTACT = 0 and THANK2_FLG = 0 AND (TELEPHONEACCEPTABLE ne 1,2,DK,RF or TELEPHONENUMBERFIRST ne entry,DK,RF)))

Universe: TELEPHONECK eq 2 or\
TELEPHONECK2 eq 2 or\
TELEPHONENUMBERTHIRD

Universe Description:

Question Text: Is a telephone interview acceptable?

Type: Enumerated

Length: 1

Answer List: TYesNo

Value:	Mnemonic:	Description:
1	Yes	Yes
2	No	No

- Don't Know
- Refuse
- Empty

- On Input
- On Output

Store Instructions: If TELEPHONEACCEPTABLE eq 1 store 1 in PHONEOK
Else store 0 in PHONEOK

Array:

Skip Instructions: BESTTIME_NOSUNDAY

Block

BPhone_Lang_PersonLevel

BPhone_Lang_PersonLevel

Description: This block collects a phone number for each NCVS Eligible Household Member and which language their interview was completed in.

Tab Name: Telephone Information for Individual Respondents

Fly Over Name:

Universe Type: If

Inherited Universe:

Universe: SKIPMID ne 1 and WEBEC ne 1 and REPLCE ne 1 and PELIG for L_NO eq 6

Universe Description: Asked of NCVS Eligible Respondents after completing their NCVS interview (person eligibilty flag is 6). \

\

For those respondents with an AGER ge 4 this block will be onpath after the Employment block. For respondents with an AGER eq 2,3 this block will be onpath after they complete CRIME_END (when they reported at least one incident) or NO_CRIMES (when the respondent did not report any incidents).

Array:

Block Instructions:

RESPINTERVIEWLANG

Field

BPhone_Lang_PersonLevel.RESPINTERVIEWLANG

Description: Question to ask if the respondent's interview was just collected in a language other than English

Form Pane Label: Interview language?

SAS Name:

Tag Name: RESPINTERVIEWLANG

Inherited Universe: SKIPMID ne 1 and WEBEC ne 1 and REPLCE ne 1 and PELIG for L_NO eq 6

Universe: L_NO eq SUM_HHRESP and INCSAM eq 1 or\
 L_NO eq SUM_HHRESP and INTNMBR eq 7 or\
 L_NO ne SUM_HHRESP and INTNMBR eq 7 or\
 RESPONDENTPHONENUMBER eq 0 or\
 RESPONDENTPHONETYPE eq 1-8,DK,RF

Universe Description: Essentially all interviewed persons should be asked this question. The universe specs are defined in more detail as this screen should be onpath when:\
 1) talking to the Household Respondent (HHR) in an incoming case (INCSAM eq 1)
 or\
 2) talking to the HHR in a time in sample (TIS) 7 case or\
 3) talking to an individual respondent (IR) in a TIS 7 case or\
 4) RESPONDENTPHONENUMBER eq 0 and talking to the HHR in a TIS 2-6 returning case (INCSAM eq 0) or an IR in a TIS 1-6 case or\
 5) RESPONDENTPHONETYPE eq 1-8,DK,RF and talking to the HHR in a TIS 2-6 returning case (INCSAM eq 0) or an IR in a TIS 1-6 case.

Question Text: [Was this respondent's interview conducted in a language other than English?](#)

Type: Enumerated

Length: 1

Answer List: TYesNo

Value:	Mnemonic:	Description:
1	Yes	Yes
2	No	No

- Don't Know
- Refuse
- Empty

- On Input
- On Output

Array:

Special Instructions: This question should be asked of each respondent after they have completed their interview (PELIG eq 6) and after completing the respondent phone question(s).

Skip Instructions: If RESPONDENTOTHERLANG eq 1 goto WHICH_LANG
Else goto BESTTIME_NOSUNDAY

WHICH_LANG

Field

BPhone_Lang_PersonLevel.WHICH_LANG

Description: Question to ask which (non-English) language was the respondent's interview conducted in.

Form Pane Label: Which language?

SAS Name:

Tag Name: WHICH_LANG

Inherited Universe: SKIPMID ne 1 and WEBEC ne 1 and REPLCE ne 1 and PELIG for L_NO eq 6

Universe: RESPINTERVIEWLANG eq 1

Universe Description:

Question Text: + What language was the respondent's interview conducted in?

Type: Enumerated

Length: 2

Answer List: LANGUAGES_CP

Value:	Mnemonic:	Description:
1		Spanish
2		French
3		Russian
4		German
5		Vietnamese
6		Chinese
7		Korean
8		Tagalog
9		Asian
10		Japanese
11		Germanic
12		Dutch
13		Norwegian
14		Swedish
15		Arabic
16		Greek
17		Italian
18		Polish
19		Portuguese

20	Urdu
21	Other-Specify
22	Don't know

- Don't Know
- Refuse
- Empty

- On Input
- On Output

Array:

Special Instructions: This question should be asked of each respondent after they have completed their interview (PELIG eq 6) and after completing the respondent phone question(s).

Skip Instructions: If WHICH_LANG eq 21 goto LANG_SPEC
Else goto BESTTIME_NOSUNDAY

LANG_SPEC

Field

BPhone_Lang_PersonLevel.LANG_SPEC

Description: Field to specify the other non-English language the respondent's interview was completed in.

Form Pane Label: Specify language

SAS Name:

Tag Name: LANG_SPEC

Inherited Universe: SKIPMID ne 1 and WEBEC ne 1 and REPLCE ne 1 and PELIG for L_NO eq 6

Universe: WHICH_LANG eq 21

Universe Description:

Question Text: [+ Specify the other language spoken.](#)

Type: String

Length: 30

- Don't Know
- Refuse
- Empty

- On Input
- On Output

Array:

Special Instructions: This question should be asked of each respondent after they have completed their interview (PELIG eq 6) and after completing the respondent phone question(s).

Skip Instructions: BESTTIME_NOSUNDAY

Field

Attachment 12: Pilot test – Redesigned interviewer-administered instrument (Condition 2)

NSCS PHP Redesign

NSCS PHP Redesign

Generated: 13-May-2019

NSCS PHP Redesign

Person Characteristics I	3
Police Ask-All Items	9
Community Measures	12
Victimization Screener	18
Vehicle Theft	19
Vehicle Part Theft.....	26
Theft	33
Break-In	42
Vandalism	50
Attack.....	58
Unwanted Sexual Contact.....	67
Catch-All	75
Crime Incident Report (Adults and Youth)	76
Series Crimes	80
What Happened: Module SV – Unwanted Sexual Contact.....	82
What Happened: Module A – Attack/Threatened Attack.....	89
Consequences I: Injury.....	96
What Happened: Module MV – Motor Vehicle Theft/Parts Theft/Attempted Theft	101
What Happened: Module B – Break-ins	104
What Happened: Module T – Theft	106
What Happened: Module V – Vandalism	112
Location Series	114
Presence Series	121
Victim-Offender Relationship	123
Offender Characteristics.....	136
Self-Protection	144
Hate Crimes	150
Police Involvement Series	153
Workplace Violence Series.....	168
Consequences II: Socio-emotional Problems.....	173
Consequences III: Economic Consequences.....	178
Property Damage	182
Lost Work and Wages	185
Victim Services (VS) Series	188
Narrative.....	199
Person Characteristics II	200
Household Characteristics II	213
Closing	216

Person Characteristics I

Box ID: PC_START
<p>Load variables used for routing in this instrument: CONDITION - (2 = Interviewer Administered; 3 = Self-Administered) UT_AGE - age of respondent UT_RESP_GENDER - respondent's gender (1 = Male; 2 = Female; 3 = Other) UT_HHR - household respondent (1 = Yes; 2 = No) UT_HHM_KIDAGE_A - number of children in the household UT_ASKALL - Ask All section to be asked (1 = Police; 2 = Community) SOLO_HHM - lives alone (1 = Yes; 2 = No) SVERSION - interleaving condition (1 = Interleaf; 2 = Non-interleaf) RSTUDENT - regular student (1 = Yes; 2 = No) CSTUDENT - college/campus student (1 = Yes; 2 = No) PC3a - apartment dweller (1 = Apartment; 2 = No) RECORDING - Consent to Record flag (1 = Yes; 2 = No)</p> <p>GLOBAL - Question not asked will return NULL in the data. Missing responses for questions that are asked will return -9 in the data. Missing responses take the path of "No" response unless otherwise noted in the routing instructions. If not a Yes/No question format, respondents route to the next question or programming box unless otherwise noted in the routing instructions.</p>

Box ID: PC_BOX0A
IF CONDITION = 2, GO TO MODE. ELSE, GO TO PC_BOX1.

Question ID: MODE
<p>INTERVIEWER: IS THIS AN IN-PERSON INTERVIEW OR A TELEPHONE INTERVIEW?</p> <p>1 IN PERSON</p> <p>2 TELEPHONE</p> <p>ASK Description: Respondents who completed the interviewer-administered questionnaire.</p> <p>ASK Specification: IF CONDITION = 2.</p>

Question ID: PROXY				
<p>TYPE OF INTERVIEW</p> <table> <tr> <td>0 RESPONDENT INTERVIEW</td> <td>GO TO PC_BOX0B</td> </tr> <tr> <td>1 PROXY INTERVIEW</td> <td>GO TO PROXYREASON</td> </tr> </table> <p>ASK Description: Respondents who completed the interviewer-administered questionnaire.</p> <p>ASK Specification: IF CONDITION = 2.</p> <p>PROGRAM: If PROXY != 0, 1, display error message in red and bold "REQUIRED QUESTION". User should not be permitted to leave PROXY blank.</p>	0 RESPONDENT INTERVIEW	GO TO PC_BOX0B	1 PROXY INTERVIEW	GO TO PROXYREASON
0 RESPONDENT INTERVIEW	GO TO PC_BOX0B			
1 PROXY INTERVIEW	GO TO PROXYREASON			

Question ID: PROXYREASON

ENTER THE REASON FOR THE PROXY INTERVIEW:

- 1 PROXY PERSON IS 12-13 YEARS OLD AND PARENT REFUSED PERMISSION FOR SELF-INTERVIEW
- 2 PROXY PERSON IS PHYSICALLY/MENTALLY UNABLE TO ANSWER
- 3 PROXY PERSON IS TEMPORARILY ABSENT AND WON'T RETURN BEFORE CLOSEOUT

ASK Description: Proxy respondents who completed the interviewer-administered questionnaire.

ASK Specification: IF CONDITION = 2 AND PROXY = 1.

PROGRAM: If PROXYREASON != 1,2,3 display error message in red and bold "REQUIRED QUESTION". User should not be permitted to leave PROXYREASON blank.

Box ID: PC_BOX0B

IF CONDITION = 2 AND MODE = 1 and RECORDING = 1 (YES), GO TO CONFRECORD.
ELSE, GO TO PC_BOX1.

Question ID: CONFRECORD

You've consented to participate in this interview as well as to have the interview recorded for quality control purposes. I am going to turn on the recording now and ask you to confirm that permission to record.

[START RECORDING. THEN STATE:]

Today's date is [STATE: LOCAL DATE and TIME including AM/PM]. To confirm, you have given your permission to record this interview for quality control purposes. Is that correct?

- | | |
|------------------|------------------|
| 1 CONTINUE | GO TO PC_BOX1 |
| 2 STOP RECORDING | GO TO PC_RECORD2 |

ASK Description: Respondents who completed the interviewer-administered questionnaire in-person and consented to record their interview.

ASK Specification: IF CONDITION = 2 AND MODE = 1 AND RECORDING = 1.

Question ID: PC_RECORD2

[STOP RECORDING. THEN STATE:]

That's fine. The interview will not be recorded.

ASK Description: Respondents who did not give permission to record the interview.

ASK Specification: IF CONFRECORD = 2.

Box ID: PC_BOX1

IF UT_HHR = 1 and CONDITION = 2, GO TO PC1_INTRO.
ELSE, GO TO PC1_PREINTRO.

Question ID: PC1_PREINTRO

Thank you for participating in the National Survey of Crime and Safety sponsored by the Bureau of Justice Statistics at the US Department of Justice. { READ AS NEEDED: } The survey questions asks for information about people's perceptions of community safety, their local police, and their experiences with victimization and crime in the past year. The results will be used to help improve the way the government measures crime.

{On each screen, you will be asked about experiences that have happened to you recently. Click on your answer or type in an answer, and then click the NEXT button to continue to the next screen. You can skip any question you don't know the answer to or prefer not to answer by leaving the question blank and clicking the NEXT button.

If you need to change an answer, you can click the PREVIOUS button to go back to an earlier screen. Do not click the "Back" button in your browser.}

ASK Description: Respondents who are completing the self-administered questionnaire or non household respondents who are completing the interviewer-administered questionnaire.

ASK Specification: IF CONDITION = 3 OR (CONDITION = 2 AND UT_HHR != 1).

Question ID: PC1_INTRO

{I want to remind you that you can skip any question you don't know the answer to or prefer not to answer.} {Next/First} are some questions just about you.

Question ID: PC1

How long have you lived at this address?

1 |__|__| Years

2 |__|__| If less than one year, enter the number of months

ASK Description: All respondents.

PROGRAM: Allow entry for both months and years. Allow 2 digits for each field.

CREATE THE FOLLOING DERIVED VARIABLE:

PC1_YEARS:

PC1_YEARS = 0;

IF PC1_YR != -9, SET PC1_YEARS = PC1_YEARS + PC1_YR;

IF PC1_MO != -9, SET PC1_YEARS = PC1_YEARS + PC1_MO / 12;

Box ID: PC_BOX2

IF Respondent did not report the number of months or number of years they have lived at their address, GO TO PC2.
 ELSE, respondent has been at the address for less than 1 year, GO TO PC3.
 ELSE, respondent has been at the address for less than 5 years, GO TO PC4.
 ELSE, GO TO BOX PC_BOX3.

IF PC1_YR = -9 AND PC1_MO = -9, GO TO PC2.
 ELSE, IF PC1_YEARS < 1, GO TO PC3.
 ELSE, IF PC1_YEARS < 5, GO TO PC4.
 ELSE, GO TO BOX PC_BOX3.

Question ID: PC2

Have you lived at this address. . .

- | | | |
|---|---|-----------|
| 1 | Less than 6 months | GO TO PC3 |
| 2 | At least 6 months, but less than 1 year | GO TO PC3 |
| 3 | At least 1 year, but less than 5 years | GO TO PC4 |
| 4 | 5 years or more | GO TO PC5 |

ASK Description: Respondents who did not report the number of months or number of years they have lived at their address.

ASK Specification: IF PC1_YR = -9 AND PC1_MO = -9.

Question ID: PC3

Have you been homeless or without a regular place to stay at any time in the past 12 months, that is, since {DATE 12 MONTHS AGO}?

- 1 Yes
- 2 No

ASK Description: Respondents who have lived at their address for less than one year or did not report how long they have lived at their current address.

ASK Specification: IF ((PC1_YR != -9 OR PC1_MO != -9) AND PC1_YEARS < 1) OR (PC1_YR = -9 AND PC1_MO = -9 AND PC2 = 1, 2, -9).

Question ID: PC4

How many times have you moved in the past 5 years, that is, since {CURRENT MONTH AND CURRENT YEAR MINUS 5}?

1 |__|__|

ASK Description: Respondents who have lived at their address for less than 5 years or did not report how long they have lived at their address.

ASK Specification: IF ((PC1_YR != -9 OR PC1_MO != -9) AND PC1_YEARS < 5) OR (PC1_YR = -9 AND PC1_MO = -9 AND PC2 = 1, 2, 3, -9).

PROGRAM: Allow 2 digits.

Box ID: PC_BOX3

IF respondent's age >= 16 (UT_AGE >= 16), GO TO PC5.
ELSE, GO TO PC_BOX4.

Question ID: PC5

In the past 7 days, did you have a job or work at a business? *Do not include volunteer work or work around the house.*

- | | | |
|---|-----|------------|
| 1 | Yes | GO TO PC6A |
| 2 | No | GO TO PC6 |

ASK Description: Respondents who are 16 years or older.

ASK Specification: IF UT_AGE >= 16.

Question ID: PC6

AT ANY TIME during the past 12 months, that is, since {DATE 12 MONTHS AGO}, did you have a job or work at a business?

- | | | |
|---|-----|---------------|
| 1 | Yes | GO TO PC6a |
| 2 | No | GO TO PC_BOX4 |

ASK Description: Respondents who are 16 years or older and did not have a job or work at a business in the past 7 days.

ASK Specification: IF UT_AGE >= 16 AND PC5 = 2, -9.

Question ID: PC6A

Have you worked at this same job for all of the past 12 months?

- | | | |
|---|-----|---------------|
| 1 | Yes | GO TO PC_BOX4 |
| 2 | No | GO TO PC7 |

ASK Description: Respondents who are 16 years or older and have had a job or worked at a business in the past 12 months.

ASK Specification: IF UT_AGE >= 16 AND (PC5 = 1 OR (PC5 = 2, -9 AND PC6 = 1)).

Question ID: PC7

At any time in the past 12 months, have you been unemployed?

- 1 Yes
- 2 No

ASK Description: Respondents who are 16 years or older and had a job or worked at a business in the past 12 months and have not worked the same job for all of the past 12 months.

ASK Specification: IF UT_AGE >= 16 AND (PC5 = 1 OR (PC5 = 2, -9 AND PC6 = 1)) AND PC6A = 2, -9.

Box ID: PC_BOX4

If UT_ASKALL=1, GO TO PQ_START.
If UT_ASKALL=2, GO TO CA_START.

Police Ask-All Items

Box ID: PQ_START

Programmer note: If UT_ASKALL = 1, GO TO PQ_BOX1. ELSE, GO TO CA_START.

Box ID: PQ_BOX1

For PQ1a-b, display a 'Yes' and 'No' column with options for each response category.

Question ID: PQ1

Next are some questions about experiences you may have had with the police in your area during the past 12 months, that is, since {DATE 12 MONTHS AGO}. Please include experiences with police officers, sheriff's deputies, state troopers, or school resource officers, but not with guards or other security personnel who are not part of the police.

- 1 During the past 12 months, have you contacted the police in your area to report a crime, disturbance or suspicious activity?
- 2 During the past 12 months, have you contacted the police in your area to report something else, such as a traffic accident or medical emergency?

ASK Description: Respondents who were selected to answer questions about the police in their area.

ASK Specification: IF UT_ASKALL = 1.

Box ID: PQ_BOX2

For PQ2a-c, display a 'Yes' and 'No' column with options for each response category.

Question ID: PQ2

During the past 12 months, that is, since {DATE 12 MONTHS AGO} have you...

- 1 been stopped by the police when you were driving or when you were a passenger in a motor vehicle?
- 2 been stopped or approached by the police for some other reason?
- 3 been at a community meeting, neighborhood watch, or other activities where the police took part?

ASK Description: Respondents who were selected to answer questions about the police in their area.

ASK Specification: IF UT_ASKALL = 1.

Question ID: PQ3a

The next questions ask for your views of the police in your area{ even though you may not have had direct contact with them recently}.

Please draw on everything you know about them and give your best judgments when you respond to these questions.

How respectfully do you think the police in your area treat people?

- 1 Very respectfully
- 2 Somewhat respectfully
- 3 Neither respectfully nor disrespectfully
- 4 Somewhat disrespectfully
- 5 Very disrespectfully

ASK Description: Respondents who were selected to answer questions about the police in their area.

ASK Specification: IF UT_ASKALL = 1.

Question ID: PQ3b

In your opinion, how much time and attention do the police in your area give to what people have to say?

- 1 A great deal of time
- 2 A lot of time
- 3 A moderate amount of time
- 4 A little time
- 5 No time at all

ASK Description: Respondents who were selected to answer questions about the police in their area.

ASK Specification: IF UT_ASKALL = 1.

Question ID: PQ3c

In your opinion, how fairly do the police in your area treat people?

- 1 Very fairly
- 2 Somewhat fairly
- 3 Neither fairly nor unfairly
- 4 Somewhat unfairly
- 5 Very unfairly

ASK Description: Respondents who were selected to answer questions about the police in their area.

ASK Specification: IF UT_ASKALL = 1.

Question ID: PQ3d

How effective are the police at preventing crime in your area?

- 1 Very effective
- 2 Somewhat effective
- 3 Neither effective nor ineffective
- 4 Somewhat ineffective
- 5 Very ineffective

ASK Description: Respondents who were selected to answer questions about the police in their area.

ASK Specification: IF UT_ASKALL = 1.

Question ID: PQ3e

How much do you trust the police in your area?

- 1 Trust completely
- 2 Somewhat trust
- 3 Neither trust nor distrust
- 4 Somewhat distrust
- 5 Distrust completely

ASK Description: Respondents who were selected to answer questions about the police in their area.

ASK Specification: IF UT_ASKALL = 1.

Question ID: PQ3f

Taking everything into account, how would you rate the job the police in your area are doing?

- 1 A very good job
- 2 A somewhat good job
- 3 Neither a good nor a bad job
- 4 A somewhat bad job
- 5 A very bad job

ASK Description: Respondents who were selected to answer questions about the police in their area.

ASK Specification: IF UT_ASKALL = 1.

Community Measures

Box ID: CA_START

Programmer note: If UT_ASKALL = 2, GO TO CA1_INTRO. ELSE, GO TO S_INTRO_2.

Question ID: CA1_INTRO

Next are some questions about your local area.

ASK Description: Respondents who were selected to answer questions about their local area.

ASK Specification: IF UT_ASKALL = 2.

Box ID: CA_BOX1

Display questions CA1a through CA1d using the expanded stem-leaf screen. The introduction text from CA1a is the stem. Show all leaves on the screen at once.

Question ID: CA1a

How worried are you about {each of the following:/. . .}

Being mugged or robbed in your local area?

- 1 Extremely worried
- 2 Very worried
- 3 Somewhat or moderately worried
- 4 Slightly worried
- 5 Not at all worried

ASK Description: Respondents who were selected to answer questions about their local area.

ASK Specification: IF UT_ASKALL = 2.

Question ID: CA1b

{(How worried are you about) being/Being} threatened or attacked in your local area?

- 1 Extremely worried
- 2 Very worried
- 3 Somewhat or moderately worried
- 4 Slightly worried
- 5 Not at all worried

ASK Description: Respondents who were selected to answer questions about their local area.

ASK Specification: IF UT_ASKALL = 2.

Question ID: CA1c

{(How worried are you about) having/Having} something stolen from inside your home?

- 1 Extremely worried
- 2 Very worried
- 3 Somewhat or moderately worried
- 4 Slightly worried
- 5 Not at all worried

ASK Description: Respondents who were selected to answer questions about their local area.

ASK Specification: IF UT_ASKALL = 2.

Question ID: CA1d

{(How worried are you about) having/Having} something stolen from your porch, lawn, garage, or other part of your property?

- 1 Extremely worried
- 2 Very worried
- 3 Somewhat or moderately worried
- 4 Slightly worried
- 5 Not at all worried

ASK Description: Respondents who were selected to answer questions about their local area.

ASK Specification: IF UT_ASKALL = 2.

Question ID: CA_1

Is there any place within a mile of your home where you would be afraid to walk alone at night?

- 1 Yes
- 2 No

ASK Description: Respondents who were selected to answer questions about their local area.

ASK Specification: IF UT_ASKALL = 2.

Question ID: CA2

How often does concern about crime prevent you from doing things you would like to do?

- 1 Every day
- 2 Several times a week
- 3 Several times a month
- 4 Once a month or less
- 5 Never

ASK Description: Respondents who were selected to answer questions about their local area.

ASK Specification: IF UT_ASKALL = 2.

Box ID: CA_BOX2

Display questions CA3a through CA3d using the expanded stem-leaf screen. The introduction text from CA3a is the stem. Show all leaves on the screen at once.

Question ID: CA3a

In your local area, how common a problem is { . . ./each of the following: }

Vandalism, graffiti or other deliberate damage to property

- 1 Extremely common
- 2 Very common
- 3 Somewhat or moderately common
- 4 Not too common
- 5 Not common at all

ASK Description: Respondents who were selected to answer questions about their local area.

ASK Specification: IF UT_ASKALL = 2.

Question ID: CA3b

People being drunk or rowdy in public places

- 1 Extremely common
- 2 Very common
- 3 Somewhat or moderately common
- 4 Not too common
- 5 Not common at all

ASK Description: Respondents who were selected to answer questions about their local area.

ASK Specification: IF UT_ASKALL = 2.

Question ID: CA3c

Burned, abandoned or boarded-up buildings

- 1 Extremely common
- 2 Very common
- 3 Somewhat or moderately common
- 4 Not too common
- 5 Not common at all

ASK Description: Respondents who were selected to answer questions about their local area.

ASK Specification: IF UT_ASKALL = 2.

Question ID: CA3d

People using or dealing drugs illegally

- 1 Extremely common
- 2 Very common
- 3 Somewhat or moderately common
- 4 Not too common
- 5 Not common at all

ASK Description: Respondents who were selected to answer questions about their local area.

ASK Specification: IF UT_ASKALL = 2.

Question ID: CA4

If children or teenagers in your local area were skipping school and hanging out on a street corner, how likely is it that any of your neighbors would do something about it?

- 1 Very likely
- 2 Somewhat likely
- 3 Neither likely nor unlikely
- 4 Somewhat unlikely
- 5 Very unlikely

ASK Description: Respondents who were selected to answer questions about their local area.

ASK Specification: IF UT_ASKALL = 2.

Question ID: CA5

If children or teenagers were damaging others' property, how likely is it any of your neighbors would do something about it?

- 1 Very likely
- 2 Somewhat likely
- 3 Neither likely nor unlikely
- 4 Somewhat unlikely
- 5 Very unlikely

ASK Description: Respondents who were selected to answer questions about their local area.

ASK Specification: IF UT_ASKALL = 2.

Question ID: CA6

If there was a crime in your local area, how likely is it that any of your neighbors would call the police?

- 1 Very likely
- 2 Somewhat likely
- 3 Neither likely nor unlikely
- 4 Somewhat unlikely
- 5 Very unlikely

ASK Description: Respondents who were selected to answer questions about their local area.

ASK Specification: IF UT_ASKALL = 2.

Box ID: CA_BOX3

Display questions CA7a and CA7b using the expanded stem-leaf screen. The introduction text from CA7a is the stem. Show all leaves on the screen at once.

Question ID: CA7a

Please {tell me/mark} how much you agree or disagree with each of the following statements about your local area.

People around here are willing to help their neighbors.

- 1 Strongly agree
- 2 Somewhat agree
- 3 Neither agree nor disagree
- 4 Somewhat disagree
- 5 Strongly disagree

ASK Description: Respondents who were selected to answer questions about their local area.

ASK Specification: IF UT_ASKALL = 2.

Question ID: CA7b

People in this local area can be trusted.

- 1 Strongly agree
- 2 Somewhat agree
- 3 Neither agree nor disagree
- 4 Somewhat disagree
- 5 Strongly disagree

ASK Description: Respondents who were selected to answer questions about their local area.

ASK Specification: IF UT_ASKALL = 2.

Victimization Screener

Question ID: S_INTRO_2

The next questions{ will} ask about things that may have happened to you in the past 12 months, that is, since {TODAY'S DATE ONE YEAR AGO}. The questions will cover theft,{ break-ins, vandalism,} physical attacks, and unwanted sexual contact.

ASK Description: All respondents.

PROGRAM: ROUTING INSTRUCTIONS: If UT_HHR = 1 (household respondent), go to S_01. Else, go to S_03.

Vehicle Theft

Question ID: S_01

At any point in the past 12 months, have you or someone you live with owned a car, van, truck, motorcycle, or other motor vehicle?

- 1 Yes
- 2 No

ASK Description: Household respondents.

ASK Specification: If UT_HHR = 1.

PROGRAM: ROUTING INSTRUCTIONS: If S_01 = 1,-9, go to S_01A. Else, go to S_03.

Question ID: S_01A

How many motor vehicles have you or someone you live with owned over the past 12 months? Please include any that are no longer owned by you or someone you live with.

- 1 Number of motor vehicles: |_ _|

ASK Description: Respondents who have owned or lived with someone who owned a car, van, truck, motorcycle, or other motor vehicle in the past 12 months or who did not indicate they have owned or lived with someone who owned a car, van, truck, motorcycle, or other motor vehicle in the past 12 months.

ASK Specification: IF S_01 = 1,-9.

PROGRAM: ROUTING INSTRUCTIONS: If S_01A = 0, -9, go to S_03. Else go to S_01BOX1.

Box ID: S_01BOX1

For S_01B, display a 'Yes' and 'No' column with options for each response category.

Question ID: S_01B

These first questions ask just about vehicle theft. In the past 12 months ...

- 1 {Did anyone steal the vehicle or use it without permission?/Did anyone steal any of these vehicles or use it without permission?}
- 2 Did anyone TRY to steal {the vehicle/any of these vehicles} but not actually steal it?

ASK Description: Respondents who have owned or lived with someone who owned a car, van, truck, motorcycle, or other motor vehicle in the past 12 months.

ASK Specification: IF S_01 = 1 and S_01A > 0.

PROGRAM: ROUTING INSTRUCTIONS: If S_01B1 = 1 or S_01B2 = 1, go to S_01C1. Else, go to S_02.

Question ID: S_01C1

In the past 12 months, how many times {was a vehicle stolen or used without permission/did someone try to steal a vehicle/was a vehicle stolen or used without permission or did someone try to steal a vehicle}?

- 1 Once
- 2 Two or more times {How many times: |_ _|}

ASK Description: Respondents who had a vehicle stolen, used without permission, or was attempted stolen in the past 12 months.

ASK Specification: IF S_01 = 1 AND (S_01B1 = 1 OR S_01B2 = 1).

PROGRAM: ROUTING INSTRUCTIONS: If S_01C1 = -9 or (S_01C1 = 2 and S_01C1_NUM = -9), go to S_01C1A.

Else, if S_01C1 = 2 and S_01C1_NUM >= 4, go to S_01C2.

Else, if S_01C1 = 2 and S_01C1_NUM = 2, 3, go to S_01D_INTRO.

Else, if S_01C1 = 1 or (S_01C1 = 2 and S_01C1_NUM = 1), go to S_01BOX2.

Else, go to S_02.

Question ID: S_01C1A

You did not enter how many times this happened in the past 12 months. Please select one of the following.

- 1 I really meant to answer
- 2 I don't know the answer

ASK Description: Respondents who had a vehicle stolen, used without permission, or was attempted stolen in the past 12 months and did not enter how many times this happened in the past 12 months.

ASK Specification: IF S_01 = 1 AND (S_01B1 = 1 OR S_01B2 = 1) AND (S_01C1 = -9 OR (S_01C1 = 2 AND S_01C1_NUM = -9)).

PROGRAM: If S_01C1A = 2, -9, set S_MV = 1 and create 1 CIR.

ROUTING INSTRUCTIONS: If S_01C1A = 1, go to S_01C1.

Else, go to S_01BOX2.

Question ID: S_01C2

Do you recall enough details about each incident to be able to distinguish them from each other?

- 1 Yes
- 2 No GO TO S_01BOX2

ASK Description: Respondents who had a vehicle stolen, used without permission, or was attempted stolen in the past 12 months and reported four or more vehicle theft incidents in the past 12 months.

ASK Specification: IF S_01 = 1 AND (S_01B1 = 1 OR S_01B2 = 1) AND S_01C1 = 2 AND S_01C1_NUM >= 4.

PROGRAM: If S_01C2 = 2, set SERIES = 1.

Question ID: S_01D_INTRO

{I will ask/On the next screens, you are going to be asked} about {each of these/the four most recent} incidents, starting with the most recent{ time this happened. Please click NEXT to continue.}

ASK Description: Respondents who had a vehicle stolen, used without permission, or was attempted stolen in the past 12 months and reported less than four vehicle theft incidents in the last 12 months or reported four or more vehicle theft incidents in the past 12 months and recalled enough details about each incident to be able to distinguish them from each other.

ASK Specification: IF S_01 = 1 AND (S_01B1 = 1 OR S_01B2 = 1) AND S_01C1 = 2 AND (S_01C1_NUM = 2, 3 OR (S_01C1_NUM >= 4 AND S_01C2 = 1)).

Box ID: S_01BOX2

If S_01C1 = 2 and (S_01C1_NUM = 2, 3 or (S_01C1_NUM >= 4 and S_01C2 = 1)), repeat S_01D through S_01G up to 4 times for each vehicle theft incident reported in S_01C1_NUM. Ask all items from S_01D through S_01G (as appropriate) for most recent incident, then move to next most recent incident, and so on.

Else, if S_01C1 = 1 or S_01C1_NUM = 1 or (S_01C1_NUM >= 4 and S_01C2 = 2) or S_01C1A = 2, -9, ask only about most recent incident in S_01D.

Question ID: S_01D

{You said that someone{ stole a vehicle or used it without permission}{ or}{ tried to steal a vehicle} {FILL ANSWER FROM S_01C1} times in the past 12 months.} In what month did the {MOST RECENT/SECOND MOST RECENT/THIRD MOST RECENT/FOURTH MOST RECENT} incident happen? If you don't remember the exact month, please give your best estimate.

- 1 Before {CURRENT MONTH MINUS 12}
- 2 {CURRENT MONTH MINUS 12}
- 3 {CURRENT MONTH MINUS 11}
- 4 {CURRENT MONTH MINUS 10}
- 5 {CURRENT MONTH MINUS 9}
- 6 {CURRENT MONTH MINUS 8}
- 7 {CURRENT MONTH MINUS 7}
- 8 {CURRENT MONTH MINUS 6}
- 9 {CURRENT MONTH MINUS 5}
- 10 {CURRENT MONTH MINUS 4}
- 11 {CURRENT MONTH MINUS 3}
- 12 {CURRENT MONTH MINUS 2}
- 13 {CURRENT MONTH MINUS 1}
- 14 {CURRENT MONTH}

ASK Description: Respondents who had a vehicle stolen or used without permission or had a vehicle that someone attempted to steal once in the past 12 months or did not know how many times this incident happened in the past 12 months.

ASK Specification: IF (S_01B1 = 1 OR S_01B2 = 1) AND (S_01C1 = 1 OR (S_01C1 = 2 AND S_01C1_NUM >= 1) OR S_01C1A = 2, -9).

PROGRAM: ROUTING INSTRUCTIONS: If DATE PROVIDED IN S_01D IS CURRENT MONTH MINUS 12 OR S_01D = -9, go to S_01D1.

Else, if DATE PROVIDED IN S_01D IS CURRENT MONTH MINUS 6, go to S_01D2.

Else, if DATE PROVIDED IN S_01D IS BEFORE CURRENT MONTH MINUS 12, go to S_02.

Else, go to S_01BOX3.

Question ID: S_01D1

Did this incident happen before, after, or on {12-MO ANCHORDATE}?

- 1 It happened before {12-MO ANCHORDATE}
- 2 It happened after or on {12-MO ANCHORDATE}
- 3 I don't know when it happened / can't remember

ASK Description: Respondents who had a vehicle stolen or used without permission or had a vehicle that someone attempted to steal but did not provide a date when this happened or said it happened 12 months ago.

ASK Specification: IF DATE PROVIDED IN S_01D IS CURRENT MONTH MINUS 12 OR S_01D = -9.

PROGRAM: ROUTING INSTRUCTIONS: If S_01D = -9 and S_01D1 = 2, go to S01D2.
Else, if DATE PROVIDED IN S_01D IS CURRENT MONTH MINUS 12 and S_01D1 = 2, go to S_01BOX3.

Else, if S_01D1 = 3, -9, go to S_01BOX5.

Else, if S_01D1 = 1, go to S_02.

Question ID: S_01D2

Did this incident happen before, after, or on {6-MO ANCHORDATE}?

- 1 It happened before {6-MO ANCHORDATE}
- 2 It happened after or on {6-MO ANCHORDATE}
- 3 I don't know

ASK Description: Respondents who had a vehicle stolen or used without permission or had a vehicle that someone attempted to steal 6 months ago or on or after 12 months ago.

ASK Specification: IF DATE PROVIDED IN S_01D IS CURRENT MONTH MINUS 6 OR (S_01D = -9 AND S_01D1 = 2).

Box ID: S_01BOX3

For each incident that happened within the past 12 months, set S_MV = 1.

If interleaving condition, go to S_01E.

Else, go to S_01BOX5.

IF DATE PROVIDED IN S_01D IS WITHIN THE PAST 12 MONTHS OR S_01D1 = 2, set S_MV = 1.

If SVERSION = 1, go to S_01E.

Else, go to S_01BOX5.

Question ID: S_01E

Still thinking about this {most recent/second most recent/third most recent/fourth most recent/S_01D: MONTH, YEAR} incident when someone{ stole a vehicle or used it without permission}{ or}{ tried to steal a vehicle}, was anything stolen from the vehicle, such as a cell phone, money, or anything else in the vehicle?

- 1 Yes
- 2 No

ASK Description: Respondents who had a vehicle stolen or used without permission or had a vehicle that someone attempted to steal in the past 12 months or did not know how many times this incident happened in the past 12 months.

ASK Specification: IF SVERSION = 1 AND (S_01C1 = 1 OR S_01C1_NUM >= 1 OR S_01C1A = 2, -9) AND (DATE PROVIDED IN S_01D IS WITHIN THE PAST 12 MONTHS OR S_01D1 = 2).

PROGRAM: If S_01E = 1, set S_T=1.

Question ID: S_01F

Still thinking about this {most recent/second most recent/third most recent/fourth most recent/S_01D: MONTH, YEAR} incident when someone{ stole a vehicle or used it without permission}{ or}{ tried to steal a vehicle}, were you physically attacked, or threatened with a weapon during this incident?

- 1 Yes GO TO S_01G
- 2 No GO TO S_01BOX5

ASK Description: Respondents who had a vehicle stolen or used without permission or had a vehicle that someone attempted to steal in the past 12 months or did not know how many times this incident happened in the past 12 months.

ASK Specification: IF SVERSION = 1 AND (S_01C1 = 1 OR S_01C1_NUM >= 1 OR S_01C1A = 2, -9) AND (DATE PROVIDED IN S_01D IS WITHIN THE PAST 12 MONTHS OR S_01D1 = 2).

PROGRAM: If S_01F = 1, set S_ATA=1.

Question ID: S_01G

Still thinking about this {most recent/second most recent/third most recent/fourth most recent/S_01D: MONTH, YEAR} incident when someone{ stole a vehicle or used it without permission}{ or}{ tried to steal a vehicle}, did anyone have, or try to have, sexual contact with you that you DID NOT CONSENT TO and that YOU DID NOT WANT to happen?

- 1 Yes
- 2 No

ASK Description: Respondents who had a vehicle stolen or used without permission or had a vehicle that someone attempted to steal in the past 12 months or did not know how many times this incident happened in the past 12 months and were physically attacked, or threatened with a weapon during this incident.

ASK Specification: IF SVERSION = 1 AND (S_01C1 = 1 OR S_01C1_NUM >= 1 OR S_01C1A = 2, -9) AND (DATE PROVIDED IN S_01D IS WITHIN THE PAST 12 MONTHS OR S_01D1 = 2) AND S_01F = 1.

PROGRAM: If S_01G = 1, set S_SA=1.

Box ID: S_01BOX5

If data has been collected for the four most recent dates in S_01D where N = S_01C1_NUM, go to S_02.
Else, go to S_01D for incident (N+1).

Vehicle Part Theft

Box ID: S_02BOX1

For S_02A, display 'Yes' and 'No' columns with options for each response category.

Question ID: S_02A

In the past 12 months ...

- 1 Did anyone steal any vehicle parts such as a tire, car stereo, GPS, hubcap, or battery from {the vehicle/any of these vehicles}?
- 2 Did anyone steal any gas from {the vehicle/any of these vehicles}?
- 3 Did anyone TRY to steal vehicle parts from {the vehicle/any of these vehicles}?

ASK Description: Household respondents who have owned or lived with someone who owned a car, van, truck, motorcycle, or other motor vehicle in the past 12 months and reported whether or not someone stole a vehicle or used it without permission or attempted to steal a vehicle.

ASK Specification: IF UT_HHR = 1 AND S_01 = 1 AND (S_01B1 = 1, 2 OR S_01B2 = 1, 2).

PROGRAM: ROUTING INSTRUCTIONS: If S_02A1 = 1 or S_02A2 = 1 or S_02A3 = 1, go to S_02B1. Else, go to S_03.

Question ID: S_02B1

{Thinking about the times when someone stole or tried to steal vehicle parts or gas,}How many times did {this happen/any of these things happen} in the past 12 months?

- 1 Once
- 2 Two or more times {How many times: |_ _|}

ASK Description: Respondents who had any vehicle parts or gas stolen from their vehicle or someone tried to steal vehicle parts.

ASK Specification: IF S_02A1 = 1 OR S_02A2 = 1 OR S_02A3 = 1.

PROGRAM: ROUTING INSTRUCTIONS: If S_02B1 = -9 or (S_02B1 = 2 and S_02B1_NUM = -9), go to S_02B1A.

Else, if S_02B1 = 2 and S_02B1_NUM >= 4, go to S_02B2.

Else, if S_02B1 = 2 and S_02B1_NUM = 2, 3, go to S_02C_INTRO.

Else, if S_02B1 = 1 or (S_02B1 = 2 and S_02B1_NUM = 1), go to S_02BOX2.

Else, go to S_03.

Question ID: S_02B1A

You did not enter how many times this happened in the past 12 months. Please select one of the following.

- 1 I really meant to answer
- 2 I don't know the answer

ASK Description: Respondents who had any vehicle parts or gas stolen from their vehicle or someone tried to steal vehicle parts and did not enter how many times this happened in the past 12 months.

ASK Specification: IF (S_02A1 = 1 OR S_02A2 = 1 OR S_02A3 = 1) AND (S_02B1 = -9 OR (S_02B1 = 2 AND S_02B1_NUM = -9)).

PROGRAM: If S_02B1A = 2, -9, set S_MVP = 1 and create 1 CIR.

ROUTING INSTRUCTIONS: If S_02B1A = 1, go to S_02B1.

Else, go to S_02BOX2.

Question ID: S_02B2

Do you recall enough details about each incident to be able to distinguish them from each other?

- 1 Yes
- 2 No

ASK Description: Respondents who had any vehicle parts or gas stolen from their vehicle or someone tried to steal vehicle parts four or more times in the last 12 months.

ASK Specification: IF S_02B1 = 2 AND S_02B1_NUM >= 4.

PROGRAM: If S_02B2 = 2, set SERIES = 1.

ROUTING INSTRUCTIONS: If S_02B2 = 1, go to S_02C_INTRO.

Else, go to S_02BOX2.

Question ID: S_02C_INTRO

{I will ask/On the next screens, you are going to be asked} about {each of these/the four most recent} incidents, starting with the most recent{ time this happened. Please click NEXT to continue.}

ASK Description: Respondents who had any vehicle parts or gas stolen from their vehicle or someone tried to steal vehicle parts two or more times in the last 12 months and recalled enough details about each incident to be able to distinguish them from each other.

ASK Specification: IF (S_02B1 = 2 AND S_02B1_NUM >= 4 AND S_02B2 = 1) OR (S_02B1 = 2 AND S_02B1_NUM = 2, 3).

Box ID: S_02BOX2

If S_02B1 = 2 and (S_02B1_NUM = 2, 3 or (S_02B1_NUM >= 4 and S_02B2 = 1)), repeat S_02C through S_02G up to four most recent dates in S_02C where N = S_02B1_NUM. Ask all items from S_02C through S_02G (as appropriate) for most recent incident, then move to next most recent incident, and so on.

Else, if S_02B1 = 1 or (S_02B1 = 2 and (S_02B1_NUM = 1 or (S_02B1_NUM >= 4 and S_02B2 = 2))) OR S_02B1A = 2, -9, ask only about most recent incident in S_02C.

Question ID: S_02C

{You said that someone {stole} {or} {tried to steal} vehicle parts or gas {FILL ANSWER FROM S_02B1 times} in the past 12 months.} In what month did the {MOST RECENT/SECOND MOST RECENT/THIRD MOST RECENT/FOURTH MOST RECENT} incident happen? If you don't remember the exact month, please give your best estimate.

- 1 Before {CURRENT MONTH MINUS 12}
- 2 {CURRENT MONTH MINUS 12}
- 3 {CURRENT MONTH MINUS 11}
- 4 {CURRENT MONTH MINUS 10}
- 5 {CURRENT MONTH MINUS 9}
- 6 {CURRENT MONTH MINUS 8}
- 7 {CURRENT MONTH MINUS 7}
- 8 {CURRENT MONTH MINUS 6}
- 9 {CURRENT MONTH MINUS 5}
- 10 {CURRENT MONTH MINUS 4}
- 11 {CURRENT MONTH MINUS 3}
- 12 {CURRENT MONTH MINUS 2}
- 13 {CURRENT MONTH MINUS 1}
- 14 {CURRENT MONTH}

ASK Description: Respondents who had any vehicle parts or gas stolen from their vehicle or someone tried to steal vehicle parts two or more times in the last 12 months and recalled enough details about each incident to be able to distinguish them from each other or did not know how many times this incident happened in the past 12 months.

ASK Specification: IF (S_02A1 = 1 OR S_02A2 = 1 OR S_02A3 = 1) AND (S_02B1 = 1 OR (S_02B1 = 2 AND S_02B1_NUM >= 1) OR S_02B1A = 2, -9).

PROGRAM: ROUTING INSTRUCTIONS: If DATE PROVIDED IN S_02C IS CURRENT MONTH MINUS 12 OR S_02C = -9, go to S_02C1.

Else, if DATE PROVIDED IN S_02C IS CURRENT MONTH MINUS 6, go to S_02C2.

Else, if DATE PROVIDED IN S_02C IS BEFORE CURRENT MONTH MINUS 12, go to S_03.

Else, go to S_02BOX2B.

Question ID: S_02C1

Did this incident happen before, after, or on {12-MO ANCHORDATE}?

- 1 It happened before {12-MO ANCHORDATE}
- 2 It happened after or on {12-MO ANCHORDATE}
- 3 I don't know when it happened / can't remember

ASK Description: Respondents who had any vehicle parts or gas stolen from their vehicle or someone tried to steal vehicle parts a year or more ago.

ASK Specification: FOR S_02C1: IF DATE PROVIDED IN S_02C IS CURRENT MONTH MINUS 12 OR S_02C = -9.

PROGRAM: ROUTING INSTRUCTIONS: If S_02C = -9 and S_02C1 = 2, go to S_02C2.
Else, if DATE PROVIDED IN S_02C IS CURRENT MONTH MINUS 12 and S_02C1 = 2, go to S_02BOX2B.

Else, if S_02C1 = 3, -9, go to S_02BOX5.

Else, if S_02C1 = 1, go to S_03.

Question ID: S_02C2

Did this incident happen before, after, or on {6-MO ANCHORDATE}?

- 1 It happened before {6-MO ANCHORDATE}
- 2 It happened after or on {6-MO ANCHORDATE}
- 3 I don't know

ASK Description: Respondents who had any vehicle parts or gas stolen from their vehicle or someone tried to steal vehicle parts six months ago.

ASK Specification: IF DATE PROVIDED IN S_02C IS CURRENT MONTH MINUS 6 OR (S_02C = -9 AND S_02C1 = 2).

PROGRAM: ROUTING INSTRUCTIONS: If S_02C = -9 AND S_02C1 = 2 AND S_02C2 = 3, -9, go to S_02BOX5.

Else, go to S_02BOX2B.

Box ID: S_02BOX2B

Respondents who had any vehicle parts or gas stolen from their vehicle or someone tried to steal vehicle parts in the past 12 months and the MONTH/YEAR of the current incident matches the MONTH/YEAR of any previously reported incidents, or no date was provided for the current incident and the current incident was confirmed to have happened on or after anchor date and there are any previously reported incidents for which a date was not collected that were confirmed to have happened on or after anchor date, go to S_02DD2.

Else, go to box S_02BOX3.

IF (DATE PROVIDED IN S_02C IS WITHIN THE PAST 12 MONTHS AND S_02C MATCHES A DATE PROVIDED IN S_01D) OR (S_02C = -9 AND S_02C1 = 2 AND (S_01D = -9 AND S_01D1 = 2 FOR ANY INCIDENT IN S_01D)), GO TO S_02DD2.

ELSE, GO TO S_02BOX3.

Question ID: S_02DD2

Is this incident part of any other incident you have already mentioned?

- 1 Yes GO TO S_02DD3
- 2 No GO TO S_02BOX3

ASK Description: Respondents who had any vehicle parts or gas stolen from their vehicle or someone tried to steal vehicle parts in the past 12 months and the MONTH/YEAR of the current incident matches the MONTH/YEAR of any previously reported incidents, or no date was provided for the current incident and the current incident was confirmed to have happened on or after anchor date and there are any previously reported incidents for which a date was not collected that were confirmed to have happened on or after anchor date.

ASK Specification: IF (DATE PROVIDED IN S_02C IS WITHIN THE PAST 12 MONTHS AND S_02C MATCHES A DATE PROVIDED IN S_01D) OR (S_02C = -9 AND S_02C1 = 2 AND (S_01D = -9 AND S_01D1 = 2 FOR ANY INCIDENT IN S_01D)).

Question ID: S_02DD3

Which incident was this part of?

- 0 {Incident 1}
- 1 {Incident 2}
- 2 {Incident 3}
- 3 {Incident 4}
- 8 This is a separate incident

ASK Description: Respondents who had any vehicle parts or gas stolen from their vehicle or someone tried to steal vehicle parts that occurred as part of another incident.

ASK Specification: IF S_02DD2 = 1.

Box ID: S_02BOX3

If S_02DD3 = 0, 1, 2, 3, set S_MVP = 1 for the incident selected in S_02DD3.
 Else, if DATE PROVIDED IN S_02C IS WITHIN THE PAST 12 MONTHS or S_02C1 = 2 AND (S_02DD2 != 1 OR S_02DD3 = -8, -9), set S_MVP = 1.
 ROUTING INSTRUCTIONS: If SVERSION = 1 AND (S_02DD2 != 1 OR S_02DD3 = -8, -9), go to S_02E.
 Else, go to S_02BOX5.

Question ID: S_02E

Still thinking about this {most recent/second most recent/third most recent/fourth most recent/MONTH, YEAR} incident in which someone {stole}{ or}{tried to steal vehicle parts or gas}, other than the vehicle parts or gas, was anything else stolen from the vehicle, such as a cell phone, money, or anything else in the vehicle?

- 1 Yes
- 2 No

ASK Description: Respondents who had any vehicle parts or gas stolen from their vehicle or someone tried to steal vehicle parts at least once in the past 12 months or did not know how many times this incident happened in the past 12 months.

ASK Specification: IF SVERSION = 1 AND (S_02A1 = 1 OR S_02A2 = 1 OR S_02A3 = 1) AND (S_02B1 = 1 OR (S_02B1 = 2 AND S_02B1_NUM >= 1) OR S_02B1A = 2, -9) AND (DATE PROVIDED IN S_02C IS WITHIN THE PAST 12 MONTHS OR S_02C1 = 2) AND (S_02DD2 != 1 OR S_02DD3 = -8, -9).

PROGRAM: If S_02E = 1, set S_T = 1.

Question ID: S_02F

Still thinking about this {most recent/second most recent/third most recent/fourth most recent/MONTH, YEAR} incident in which someone {stole}{ or}{tried to steal vehicle parts or gas}, were you physically attacked, or threatened with a weapon during this incident?

- 1 Yes GO TO S_02G
- 2 No GO TO S_02BOX5

ASK Description: Respondents who had any vehicle parts or gas stolen from their vehicle or someone tried to steal vehicle parts at least once in the past 12 months or did not know how many times this incident happened in the past 12 months.

ASK Specification: IF SVERSION = 1 AND (S_02A1 = 1 OR S_02A2 = 1 OR S_02A3 = 1) AND (S_02B1 = 1 OR (S_02B1 = 2 AND S_02B1_NUM >= 1) OR S_02B1A = 2, -9) AND (DATE PROVIDED IN S_02C IS WITHIN THE PAST 12 MONTHS OR S_02C1 = 2) AND (S_02DD2 != 1 OR S_02DD3 = -8, -9).

PROGRAM: If S_02F = 1, set S_ATA = 1.

Question ID: S_02G

Still thinking about this {most recent/second most recent/third most recent/fourth most recent/MONTH, YEAR} incident in which someone {stole}{ or}{tried to steal vehicle parts or gas}, did anyone have, or try to have, sexual contact with you that you DID NOT CONSENT TO and that YOU DID NOT WANT to happen as part of this incident?

- 1 Yes
- 2 No

ASK Description: Respondents who had any vehicle parts or gas stolen from their vehicle or someone tried to steal vehicle parts at least once in the past 12 months or did not know how many times this incident happened in the past 12 months and were physically attacked, or threatened with a weapon during this incident.

ASK Specification: IF SVERSION = 1 AND (S_02A1 = 1 OR S_02A2 = 1 OR S_02A3 = 1) AND (S_02B1 = 1 OR (S_02B1 = 2 AND S_02B1_NUM >= 1) OR S_02B1A = 2, -9) AND (DATE PROVIDED IN S_02C IS WITHIN THE PAST 12 MONTHS OR S_02C1 = 2) AND (S_02DD2 != 1 OR S_02DD3 = -8, -9) AND S_02F = 1.

PROGRAM: If S_02G = 1, set S_SA = 1.

Box ID: S_02BOX5

If data has been collected for the four most recent dates in S_02C where N = S_02B1_NUM, go to S_03.
Else, go to S_02C for incident (N+1).

Theft

Box ID: S_03BOX1

For S_03, display 'Yes' and 'No' columns with options for each response category.

Question ID: S_03A

The {next }questions {below }ask about different things that might have been stolen from you. This may have happened to you while you were at home,{ at work or} school, or somewhere else.

{Other than the thefts or attempted thefts you have mentioned already, in/In} the past 12 months did anyone...

- 1 Steal something that you carry, like a cell phone, money, a wallet, purse, or backpack?
- 2 Steal something that you wear, like clothing, jewelry, or shoes?
- 3 Steal something in your home, like a TV, computer, tools, or guns?
- 4 Steal something from your porch, lawn, garage, or other part of your property, such as a bicycle, garden hose or lawn furniture?
- 5 Steal something out of a vehicle, such as a package or groceries?
- 6 {Steal something belonging to the children who live here?}
- 7 Steal anything else that belongs to you, including things that were stolen from you at work or at school?

ASK Description: All respondents.

Question ID: S_03B

{Other than what you have already mentioned,} In the past 12 months, did anyone TRY to steal anything that belongs to you {or the children who live with you}, but not actually steal it?

- 1 Yes
- 2 No

ASK Description: All respondents

Box ID: S_03BOX2

If S_03A1 = 1 or S_03A2 = 1 or S_03A3 = 1 or S_03A4 = 1 or S_03A5 = 1 or S_03A6 = 1 or S_03A7 = 1 or S_03B = 1, go to S_03C1. Else, go to S_04.

Question ID: S_03C1

{You just said yes to more than one of these questions about theft. Altogether,} How many times did someone{ steal}{ or}{ try to steal} something in the past 12 months?

- 1 Once
- 2 Two or more times {How many times: |_ _|}

ASK Description: Respondents who had something stolen or attempted stolen from them.

ASK Specification: IF S_03A1 = 1 OR S_03A2 = 1 OR S_03A3 = 1 OR S_03A4 = 1 OR S_03A5 = 1 OR S_03A6 = 1 OR S_03A7 = 1 OR S_03B = 1.

PROGRAM: ROUTING INSTRUCTIONS: If S_03C1 = -9 OR (S_03C1 = 2 AND S_03C1_NUM = -9), go to S_03C1A.

Else, if S_03C1 = 2 and S_03C1_NUM >= 4, go to S_03C2.

Else, if S_03C1 = 2 and S_03C1_NUM = 2, 3, go to S_03D_INTRO.

Else, if S_03C1 = 1 or (S_03C1 = 2 and S_03C1_NUM = 1), go to S_03BOX2.

Else, go to S_04.

Question ID: S_03C1A

You did not enter how many times this happened in the past 12 months. Please select one of the following.

- 1 I really meant to answer
- 2 I don't know the answer

ASK Description: Respondents who had something stolen or attempted stolen from them and did not enter how many times this happened in the past 12 months.

ASK Specification: IF (S_03A1 = 1 OR S_03A2 = 1 OR S_03A3 = 1 OR S_03A4 = 1 OR S_03A5 = 1 OR S_03A6 = 1 OR S_03A7 = 1 OR S_03B = 1) AND (S_03C1 = -9 OR (S_03C1 = 2 AND S_03C1_NUM = -9)).

PROGRAM: If S_03C1A = 2, -9, create 1 CIR.

ROUTING INSTRUCTIONS: If S_03C1A = 1, go to S_03C1.

Else, go to S_03BOX2A.

Question ID: S_03C2

Do you recall enough details about each incident to be able to distinguish them from each other?

- 1 Yes
- 2 No

ASK Description: Respondents who had something stolen from them four or more times in the past 12 months.

ASK Specification: IF S_03C1 = 2 AND S_03C1_NUM >= 4.

PROGRAM: If S_03C2 = 2, set SERIES = 1

ROUTING INSTRUCTIONS: If S_03C2 = 2, go to S_03BOX2.

Else, go to S_03D_INTRO.

Question ID: S_03D_INTRO

{I will ask/On the next screens, you are going to be asked} about {each of these/the four most recent} incidents, starting with the most recent{ time this happened. Please click NEXT to continue.}

ASK Description: Respondents who had something stolen or attempted stolen from them more than once in the past 12 months.

ASK Specification: IF (S_03C1 = 2 AND S_03C1_NUM = 2, 3) OR (S_03C1 = 2 AND S_03C1_NUM >= 4 AND S_03C2 = 1).

Box ID: S_03BOX2A

If S_03C1 = 2 and (S_03C1_NUM = 2, 3 or (S_03C1_NUM >= 4 and S_03C2 = 1)), repeat S_03D through S_03G for up to four most recent dates in S_03C1 where N = S_03C1_NUM. Ask all items from S_03D through S_04G (as appropriate) for most recent incident, then move to next most recent incident, and so on.

Else, if S_03C1 = 1 or (S_03C1 = 2 and (S_03C1_NUM = 1 or (S_03C1_NUM >= 4 and S_03C2 = 2) or S_03C1A = 2, -9, ask only about most recent incident in S_03D.

Question ID: S_03D

{You said that someone { stole}{ or}{ tried to steal} something {FILL ANSWER FROM S_01C1 times} in the past 12 months.} In what month did the {MOST RECENT/SECOND MOST RECENT/THIRD MOST RECENT/FOURTH MOST RECENT} incident happen? If you don't remember the exact month, please give your best estimate.

- 1 Before {CURRENT MONTH MINUS 12}
- 2 {CURRENT MONTH MINUS 12}
- 3 {CURRENT MONTH MINUS 11}
- 4 {CURRENT MONTH MINUS 10}
- 5 {CURRENT MONTH MINUS 9}
- 6 {CURRENT MONTH MINUS 8}
- 7 {CURRENT MONTH MINUS 7}
- 8 {CURRENT MONTH MINUS 6}
- 9 {CURRENT MONTH MINUS 5}
- 10 {CURRENT MONTH MINUS 4}
- 11 {CURRENT MONTH MINUS 3}
- 12 {CURRENT MONTH MINUS 2}
- 13 {CURRENT MONTH MINUS 1}
- 14 {CURRENT MONTH}

ASK Description: Respondent had something stolen or attempted stolen from them in the past 12 months or did not know how many times this incident happened in the past 12 months.

ASK Specification: IF (S_03A1 = 1 OR S_03A2 = 1 OR S_03A3 = 1 OR S_03A4 = 1 OR S_03A5 = 1 OR S_03A6 = 1 OR S_03A7 = 1 OR S_03B = 1) AND (S_03C1 = 1 OR (S_03C1 = 2 AND S_03C1_NUM >= 1) OR S_03C1A = 2, -9).

PROGRAM: ROUTING INSTRUCTIONS: If DATE PROVIDED IN S_03D IS CURRENT MONTH MINUS 12 OR S_03D = -9, go to S_03D1.

Else, if DATE PROVIDED IN S_03D IS CURRENT MONTH MINUS 6, go to S_03D2.

Else, if UT_HHR = 1 and DATE PROVIDED IN S_03D IS BEFORE CURRENT MONTH MINUS 12, go to S_04.

Else, if DATE PROVIDED IN S_03D IS BEFORE CURRENT MONTH MINUS 12, go to S_06.

Else, go to S_03BOX2B.

Question ID: S_03D1

Did this incident happen before, after, or on {12-MO ANCHORDATE}?

- 1 It happened before {12-MO ANCHORDATE}
- 2 It happened after or on {12-MO ANCHORDATE}
- 3 I don't know when it happened / can't remember

ASK Description: Respondents who had something stolen or attempted stolen from them 12 months ago or did not report the month and year that this incident occurred.

ASK Specification: IF DATE PROVIDED IN S_03D IS CURRENT MONTH MINUS 12 OR S_03D = -9.

PROGRAM: ROUTING INSTRUCTIONS: If S_03D = -9 and S_03D1 = 2, go to S_03D2.
Else, if DATE PROVIDED IN S_03D IS CURRENT MONTH MINUS 12 and S_03D1 = 2, go to S_03BOX2B.
Else, if S_03D1 = 3, -9, go to S_03BOX5.
Else, if UT_HHR = 1 and S_03D1 = 1, go to S_04.
Else, go to S_06.

Question ID: S_03D2

Did this incident happen before, after, or on {6-MO ANCHORDATE}?

- 1 It happened before {6-MO ANCHORDATE}
- 2 It happened after or on {6-MO ANCHORDATE}
- 3 I don't know

ASK Description: Respondents who had something stolen from them six months ago or did not report the month and year of the incident and confirmed it happened in the past 12 months.

ASK Specification: IF DATE PROVIDED IN S_03D IS CURRENT MONTH MINUS 6 OR (S_03D = -9 AND S_03D1 = 2).

PROGRAM: ROUTING INSTRUCTIONS: If S_03D = -9 AND S_03D1 = 2 AND S_03D2 = 3, -9, go to S_03BOX5.
Else, go to S_03BOX2B.

Box ID: S_03BOX2B

Respondents who had something stolen from them in the past 12 months and the MONTH/YEAR of the current incident matches the MONTH/YEAR of any previously reported incidents, or no date was provided for the current incident and the current incident was confirmed to have happened on or after anchor date and there are any previously reported incident for which a date was not collected that were confirmed to have happened on or after anchor date, go to S_03DD2.

Else, respondents who reported anyone tried to steal anything that belongs to them but did not actually steal it and someone stole something from them in the past 12 months, go to S_03AT. Else, go to S_03BOX3.

IF (DATE PROVIDED IN S_03D IS WITHIN THE PAST 12 MONTHS AND (S_03D MATCHES A DATE PROVIDED IN S_01D OR S_02C)) OR (S_03D = -9 AND S_03D1 = 2 AND ((S_01D = -9 AND S_01D1 = 2 FOR ANY INCIDENT IN S_01D) OR (S_02C = -9 AND S_02C1 = 2 FOR ANY INCIDENT IN S_02C))), GO TO S_03DD2.

ELSE, IF S_03B = 1, -9 AND (S_03A1 = 1 OR S_03A2 = 1 OR S_03A3 = 1 OR S_03A4 = 1 OR S_03A5 = 1 OR S_03A6 = 1 OR S_03A7 = 1) AND (DATE PROVIDED IN S_03D IS WITHIN THE PAST 12 MONTHS OR (DATE PROVIDED IN S_03D IS CURRENT MONTH MINUS 12 OR S_03D = -9 AND S_03D1 = 2)), GO TO S_03AT.

ELSE, GO TO S_03BOX3.

Question ID: S_03DD2

Is this incident part of any other incident you have already mentioned?

- 1 Yes
- 2 No

ASK Description: Respondents who had something stolen or attempted stolen in the past 12 months and the MONTH/YEAR of the current incident matches the MONTH/YEAR of any previously reported incidents, or no date was provided for the current incident and the current incident was confirmed to have happened on or after anchor date and there are any previously reported incident for which a date was not collected.

ASK Specification: IF (DATE PROVIDED IN S_03D IS WITHIN THE PAST 12 MONTHS AND S_03D MATCHES A DATE PROVIDED IN S_01D OR S_02C) OR (S_03D = -9 AND S_03D1 = 2 AND ((S_01D = -9 AND S_01D1 = 2 FOR ANY INCIDENT IN S_01D) OR (S_02C = -9 AND S_02C1 = 2 FOR ANY INCIDENT IN S_02C))).

PROGRAM: ROUTING INSTRUCTIONS: IF S_03DD2 = 1, GO TO S_03DD3.

ELSE, IF S_03B = 1, -9 AND (S_03A1 = 1 OR S_03A2 = 1 OR S_03A3 = 1 OR S_03A4 = 1 OR S_03A5 = 1 OR S_03A6 = 1 OR S_03A7 = 1) AND (DATE PROVIDED IN S_03D IS WITHIN THE PAST 12 MONTHS OR (DATE PROVIDED IN S_03D IS CURRENT MONTH MINUS 12 OR S_03D = -9 AND S_03D1 = 2)), GO TO S_03AT.

ELSE, GO TO S_03BOX3.

Question ID: S_03DD3

Which incident was this part of?

- 0 {Incident 1}
- 1 {Incident 2}
- 2 {Incident 3}
- 3 {Incident 4}
- 4 {Incident 5}
- 5 {Incident 6}
- 6 {Incident 7}
- 7 {Incident 8}
- 8 This is a separate incident

ASK Description: Respondents who had something stolen from them as part of another incident.

ASK Specification: IF S_03DD2 = 1.

PROGRAM: IF S_03DD3 != -8, -9 AND S_03A1 != 1 AND S_03A2 != 1 AND S_03A3 != 1 AND S_03A4 != 1 AND S_03A5 != 1 AND S_03A6 != 1 AND S_03A7 != 1 AND S_03B = 1, SET S_AT = 1 FOR THE INCIDENT SELECTED IN S_03DD3.

ELSE, IF S_03DD3 != -8, -9, SET S_T = 1 FOR THE INCIDENT SELECTED IN S_03DD3.

ROUTING INSTRUCTIONS: IF S_03B = 1, -9 AND (S_03A1 = 1 OR S_03A2 = 1 OR S_03A3 = 1 OR S_03A4 = 1 OR S_03A5 = 1 OR S_03A6 = 1 OR S_03A7 = 1) AND (DATE PROVIDED IN S_03D IS WITHIN THE PAST 12 MONTHS OR (DATE PROVIDED IN S_03D IS CURRENT MONTH MINUS 12 OR S_03D = -9 AND S_03D1 = 2)) AND S_03DD3 = -8, -9, GO TO S_03AT.

Else, go to S_03BOX3.

Question ID: S_03AT

You said someone stole or tried to steal something from you during {this/the} incident {MONTH/in the past 12 months}. Did the offender actually steal something or did they only TRY to steal something?

- 1 The offender actually stole something
- 2 The offender only tried to steal something

ASK Description: Respondents who reported anyone tried to steal anything that belongs to them but did not actually steal it and someone stole something from them in the past 12 months.

ASK Specification: IF S_03B = 1, -9 AND (S_03A1 = 1 OR S_03A2 = 1 OR S_03A3 = 1 OR S_03A4 = 1 OR S_03A5 = 1 OR S_03A6 = 1 OR S_03A7 = 1) AND (DATE PROVIDED IN S_03D IS WITHIN THE PAST 12 MONTHS OR (DATE PROVIDED IN S_03D IS CURRENT MONTH MINUS 12 OR S_03D = -9 AND S_03D1 = 2)) AND (S_03DD2 != 1 OR S_03DD3 = -8, -9).

Box ID: S_03BOX3

If (DATE PROVIDED IN S_03D IS WITHIN THE PAST 12 MONTHS OR S_03D1 = 2) AND S_03DD3 = 0, 1, 2, 3, 4, 5, 6, 7, set S_T = 1 for the incident selected in S_03DD3.
 Else, if (DATE PROVIDED IN S_03D IS WITHIN THE PAST 12 MONTHS OR S_03D1 = 2) AND ((S_03B != 1 AND (S_03A1 = 1 OR S_03A2 = 1 OR S_03A3 = 1 OR S_03A4 = 1 OR S_03A5 = 1 OR S_03A6 = 1 OR S_03A7 = 1)) OR S_03AT = 1) AND (S_03DD2 != 1 OR S_03DD3 = -8, -9), set S_T = 1.
 Else, if (DATE PROVIDED IN S_03D IS WITHIN THE PAST 12 MONTHS OR S_03D1 = 2) AND ((S_03B = 1 AND (S_03A1 != 1 AND S_03A2 != 1 AND S_03A3 != 1 AND S_03A4 != 1 AND S_03A5 != 1 AND S_03A6 != 1 AND S_03A7 != 1)) OR S_03AT = 2) AND (S_03DD2 != 1 OR S_03DD3 = -8, -9), set S_AT = 1.

ROUTING INSTRUCTIONS: If SVERSION = 1 AND (S_03DD2 != 1 OR S_03DD3 = -8, -9), go to S_03E.
 Else, go to S_03BOX5.

Question ID: S_03E

Still thinking about this {most recent/second most recent/third most recent/fourth most recent/ S_03D: MONTH, YEAR} incident when someone {stole}{ or}{ tried to steal} something, did anyone break in, or try to break in, to your home or another building on your property as part of this incident?

- 1 Yes
- 2 No

ASK Description: Respondents who had something stolen or someone tried to steal from them in the past 12 months or did not know how many times this incident happened in the past 12 months.

ASK Specification: IF SVERSION = 1 AND (S_03A1 = 1 OR S_03A2 = 1 OR S_03A3 = 1 OR S_03A4 = 1 OR S_03A5 = 1 OR S_03A6 = 1 OR S_03A7 = 1 OR S_03B = 1) AND (S_03C1 = 1 OR (S_03C1 = 2 AND S_03C1_NUM >= 1) OR S_03C1A = 2, -9) AND (DATE PROVIDED IN S_03D IS WITHIN THE PAST 12 MONTHS OR S_03D1 = 2) AND (S_03DD2 != 1 AND S_03DD3 = -8, -9).

PROGRAM: If S_03E = 1, set S_BI = 1.

Question ID: S_03F

Still thinking about this {most recent/second most recent/third most recent/fourth most recent/
S_03D: MONTH, YEAR} incident when someone {stole}{ or}{ tried to steal} something, were
you physically attacked, or threatened with a weapon, during this incident?

- 1 Yes GO TO S_03G
- 2 No GO TO S_03BOX5

ASK Description: Respondents who had something stolen or someone tried to steal from them in
the past 12 months or did not know how many times this incident happened in the past 12
months.

ASK Specification: IF SVERSION = 1 AND (S_03A1 = 1 OR S_03A2 = 1 OR S_03A3 = 1 OR
S_03A4 = 1 OR S_03A5 = 1 OR S_03A6 = 1 OR S_03A7 = 1 OR S_03B = 1) AND (S_03C1 = 1
OR (S_03C1 = 2 AND S_03C1_NUM >= 1) OR S_03C1A = 2, -9) AND (DATE PROVIDED IN
S_03D IS WITHIN THE PAST 12 MONTHS OR S_03D1 = 2) AND (S_03DD2 != 1 AND S_03DD3
= -8, -9).

PROGRAM: If S_03F = 1, set S_ATA = 1.

Question ID: S_03G

Still thinking about this {most recent/second most recent/third most recent/fourth most recent/
S_03D: MONTH, YEAR} incident when someone {stole}{ or}{ tried to steal} something, did
anyone have, or try to have, sexual contact with you that you DID NOT CONSENT TO and that
YOU DID NOT WANT to happen as part of this incident?

- 1 Yes
- 2 No

ASK Description: Respondents who had something stolen or someone tried to steal from them in
the past 12 months or did not know how many times this incident happened in the past 12
months and were physically attacked, or threatened with a weapon, during this incident.

ASK Specification: IF SVERSION = 1 AND (S_03A1 = 1 OR S_03A2 = 1 OR S_03A3 = 1 OR
S_03A4 = 1 OR S_03A5 = 1 OR S_03A6 = 1 OR S_03A7 = 1 OR S_03B = 1) AND (S_03C1 = 1
OR (S_03C1 = 2 AND S_03C1_NUM >= 1) OR S_03C1A = 2, -9) AND (DATE PROVIDED IN
S_03D IS WITHIN THE PAST 12 MONTHS OR S_03D1 = 2) AND (S_03DD2 != 1 AND S_03DD3
= -8, -9) AND S_03F = 1.

PROGRAM: If S_03G = 1, set S_SA = 1.

Box ID: S_03BOX5

If data has been collected for the four most recent dates in S_03D where N = S_03C1_NUM, go
to S_04.
Else, go to S_03D for incident (N+1).

Break-In

Box ID: S_04START

ROUTING INSTRUCTIONS: IF UT_HHR = 1, go to S_04BOX1. Else, GO TO S_06

Box ID: S_04BOX1

For S_04A1 through S_04A3, display a 'Yes' and 'No' column with options for each response category.

Question ID: S_04A

The next few questions ask about break-ins. {Other than break-in(s) you have mentioned already, } in the past 12 months, did anyone...

- 1 Break in or try to break into your home by forcing a door or window, pushing past someone, jimmying a lock, cutting a screen, or coming through an open door or window?
- 2 Break in or try to break into your garage, shed, or storage room?
- 3 Break in or try to break into a hotel or motel room or vacation home where you were staying?

ASK Description: All household respondents.

ASK Specification: IF UT_HHR = 1.

PROGRAM: ROUTING INSTRUCTIONS: If S_04A1 = 1 or S_04A2 = 1 or S_04A3 = 1, go to S_04B1. Else, go to S_05.

Question ID: S_04B1

How many times did someone break in or try to break in during the past 12 months?

- 1 Once
- 2 Two or more times {How many times: |_ _|}

ASK Description: Respondents who reported a break-in or attempted break-in in the past 12 months.

ASK Specification: IF S_04A1 = 1 OR S_04A2 = 1 OR S_04A3 = 1.

PROGRAM: ROUTING INSTRUCTIONS: If S_04B1 = -9 OR (S_04B1 = 2 AND S_04B1_NUM = -9), go to S_04B1A.

Else, if S_04B1 = 1 or (S_04B1 = 2 and S_04B1_NUM = 1), go to S_04 BOX1.

Else, if S_04B1 = 2 and S_04B1_NUM = 2, 3, go to S_04C_INTRO.

Else, if S_04B1 = 2 and S_04B1_NUM >= 4, go to S_04B2.

Question ID: S_04B1A

You did not enter how many times this happened in the past 12 months. Please select one of the following.

- 1 I really meant to answer
- 2 I don't know the answer

ASK Description: Respondents who reported a break-in or attempted break-in in the past 12 months and did not enter how many times this happened in the past 12 months.

ASK Specification: IF (S_04A1 = 1 OR S_04A2 = 1 OR S_04A3 = 1) AND (S_04B1 = -9 OR (S_04B1 = 2 AND S_04B1_NUM = -9)).

PROGRAM: If S_04B1A = 2, -9, set S_BI = 1 and create 1 CIR.

ROUTING INSTRUCTIONS: If S_04B1A = 1, go to S_04B1.

Else, go to S_04BOX2.

Question ID: S_04B2

Do you recall enough details about each incident to be able to distinguish them from each other?

- 1 Yes
- 2 No

ASK Description: Respondents who reported a break-in or attempted break-in four or more times in the last 12 months.

ASK Specification: IF S_04B1 = 2 AND S_04B1_NUM >= 4.

PROGRAM: If S_04B2, set SERIES = 1.

ROUTING INSTRUCTIONS: If S_04B2 = 2, go to S_04C. Else, go to S_04C_INTRO.

Question ID: S_04C_INTRO

{I will ask/On the next screens, you are going to be asked} about {each of these/the four most recent} incidents, starting with the most recent{ time this happened. Please click NEXT to continue.}

ASK Description: Respondents who reported a break-in or attempted break-in more than once in the last 12 months.

ASK Specification: IF S_04B1 = 2 AND (S_04B1_NUM = 2, 3 OR (S_04B1 = 2 AND S_04B1_NUM >= 4 AND S_04B2 = 1)).

Box ID: S_04BOX2

If S_04B1 = 2 and (S_04B1_NUM = 2, 3 or (S_04B1_NUM >= 4 and S_04B2 = 1), repeat S_04C through S_04G for up to four most recent dates in S_04C where N = S_04B1_NUM. Ask all items from S_04C through S_041G (as appropriate) for most recent incident, then move to next most recent incident, and so on.

Else, if S_04B1 = 1 or (S_04B1 = 2 and (S_04B1_NUM = 1 or (S_04B1_NUM >= 4 and S_04B2 = 2))) or S_04B1A = 2, -9, ask only about most recent incident in S_04C.

Question ID: S_04C

{You said that someone broke in or tried to break in {FILL ANSWER FROM S_04B1 times} in the past 12 months.} In what month did the {MOST RECENT/SECOND MOST RECENT/THIRD MOST RECENT/FOURTH MOST RECENT} incident happen? If you don't remember the exact month, please give your best estimate.

- 1 Before {CURRENT MONTH MINUS 12}
- 2 {CURRENT MONTH MINUS 12}
- 3 {CURRENT MONTH MINUS 11}
- 4 {CURRENT MONTH MINUS 10}
- 5 {CURRENT MONTH MINUS 9}
- 6 {CURRENT MONTH MINUS 8}
- 7 {CURRENT MONTH MINUS 7}
- 8 {CURRENT MONTH MINUS 6}
- 9 {CURRENT MONTH MINUS 5}
- 10 {CURRENT MONTH MINUS 4}
- 11 {CURRENT MONTH MINUS 3}
- 12 {CURRENT MONTH MINUS 2}
- 13 {CURRENT MONTH MINUS 1}
- 14 {CURRENT MONTH}

ASK Description: Respondents who reported a break-in or attempted break-in in the last 12 months or did not know how many times this incident happened in the past 12 months.

ASK Specification: IF (S_04A1 = 1 OR S_04A2 = 1 OR S_04A3 = 1) AND (S_04B1 = 1 OR (S_04B1 = 2 AND S_04B1_NUM >= 1) OR S_04B1A = 2, -9).

PROGRAM: ROUTING INSTRUCTIONS: If DATE PROVIDED IN S_04C IS CURRENT MONTH MINUS 12 OR S_04C = -9, go to S_04C1.

Else, if DATE PROVIDED IN S_04C IS CURRENT MONTH MINUS 6, go to S_04C2.

Else, if DATE PROVIDED IN S_04C IS BEFORE CURRENT MONTH MINUS 12, go to S_05.

Else, go to S_04BOX2B.

Question ID: S_04C1

Did this incident happen before, after, or on {12-MO ANCHORDATE}?

- 1 It happened before {12-MO ANCHORDATE}
- 2 It happened after or on {12-MO ANCHORDATE}
- 3 I don't know when it happened / can't remember

ASK Description: Respondents who reported a break-in or attempted break-in 12 months ago or did not report the month and year that this incident occurred.

ASK Specification: IF DATE PROVIDED IN S_04C IS CURRENT MONTH MINUS 12 OR S_04C = -9.

PROGRAM: ROUTING INSTRUCTIONS: If S_04C = -9 and S_04C1 = 2, go to S_04C2.
Else, if DATE PROVIDED IN S_04C IS CURRENT MONTH MINUS 12 and S_04C1 = 2, go to S_04BOX2B.
Else, if S_04C1 = 3, -9, go to S_04BOX5.
Else, go to S_05.

Question ID: S_04C2

Did this incident happen before, after, or on {6-MO ANCHORDATE}?

- 1 It happened before {6-MO ANCHORDATE}
- 2 It happened after or on {6-MO ANCHORDATE}
- 3 I don't know

ASK Description: Respondents who reported a break-in or attempted break-in six months ago or did not report the month and year of the incident and confirmed it happened in the past 12 months.

ASK Specification: IF DATE PROVIDED IN S_04C IS CURRENT MONTH MINUS 6 OR (S_04C = -9 AND S_04C1 = 2).

PROGRAM: ROUTING INSTRUCTIONS: If S_04C = -9 AND S_04C1 = 2 AND S_04C2 = 3, -9, go to S_04BOX5.
Else, go to S_04BOX2B.

Box ID: S_04BOX2B

Respondents who reported a break-in or attempted break-in in the past 12 months and the MONTH/YEAR of the current incident matches the MONTH/YEAR of any previously reported incidents, or no date was provided for the current incident and the current incident was confirmed to have happened on or after anchor date and there are any previously reported incidents for which a date was not that were confirmed to have happened on or after anchor date, go to S_04DD2.
Else, go to S_04BOX3.

IF (DATE PROVIDED IN S_04C IS WITHIN THE PAST 12 MONTHS AND (S_04C MATCHES A DATE PROVIDED IN S_01D OR S_02C OR S_03D)) OR (S_04C = -9 AND S_04C1 = 2 AND ((S_01D = -9 AND S_01D1 = 2 FOR ANY INCIDENT IN S_01D) OR (S_02C = -9 AND S_02C1 = 2 FOR ANY INCIDENT IN S_02C) OR (S_03D = -9 AND S_03D1 = 2 FOR ANY INCIDENT IN S_03D))), GO TO S_04DD2.
ELSE, GO TO S_04BOX3.

Question ID: S_04DD2

Is this incident part of any other incident you have already mentioned?

- | | |
|-------|----------------|
| 1 Yes | GO TO S_04DD3 |
| 2 No | GO TO S_04BOX3 |

ASK Description: Respondents who reported a break-in or attempted break-in in the past 12 months and the MONTH/YEAR of the current incident matches the MONTH/YEAR of any previously reported incidents, or no date was provided for the current incident and the current incident was confirmed to have happened on or after anchor date and there are any previously reported incidents for which a date was not that were confirmed to have happened on or after anchor date.

ASK Specification: IF (DATE PROVIDED IN S_04C IS WITHIN THE PAST 12 MONTHS AND (S_04C MATCHES A DATE PROVIDED IN S_01D OR S_02C OR S_03D)) OR (S_04C = -9 AND S_04C1 = 2 AND ((S_01D = -9 AND S_01D1 = 2 FOR ANY INCIDENT IN S_01D) OR (S_02C = -9 AND S_02C1 = 2 FOR ANY INCIDENT IN S_02C) OR (S_03D = -9 AND S_03D1 = 2 FOR ANY INCIDENT IN S_03D))).

Question ID: S_04DD3

Which incident was this part of?

- 0 {Incident 1}
- 1 {Incident 2}
- 2 {Incident 3}
- 3 {Incident 4}
- 4 {Incident 5}
- 5 {Incident 6}
- 6 {Incident 7}
- 7 {Incident 8}
- 8 {Incident 9}
- 9 {Incident 10}
- 10 {Incident 11}
- 11 {Incident 12}
- 8 This is a separate incident

ASK Description: Respondents who reported a break-in or attempted break-in that was part of another incident.

ASK Specification: IF S_04DD2 = 1.

Box ID: S_04BOX3

If (DATE PROVIDED IN S_04C IS WITHIN THE PAST 12 MONTHS OR S_04C1 = 2) AND S_04DD3 = 0, 1, 2, 3, 4, 5, 6, 7, 8, 9, 10, 11, set S_BI for the incident selected in S_04DD3.

Else, if DATE PROVIDED IN S_04C IS WITHIN THE PAST 12 MONTHS OR S_04C1 = 2 AND (S_04DD2 != 1 OR S_04DD3 = -8, -9), set S_BI = 1.

ROUTING INSTRUCTIONS: If SVERSION = 1 AND (S_04DD2 != 1 OR S_04DD3 = -8, -9), go to S_04E.

Else, go to S_04BOX5.

Question ID: S_04E

Still thinking about this {most recent/second most recent/third most recent/fourth most recent/S_04C: MONTH, YEAR} incident when someone broke in or tried to break in, was anything stolen as part of this incident?

- 1 Yes
- 2 No

ASK Description: Respondents who reported a break-in or attempted break-in in the past 12 months or did not know how many times this incident happened in the past 12 months.

ASK Specification: IF SVERSION = 1 AND (S_04A1 = 1 OR S_04A2 = 1 OR S_04A3 = 1) AND (S_04B1 = 1 OR (S_04B1 = 2 AND S_04B1_NUM >= 1) OR S_04B1A = 2, -9) AND (DATE PROVIDED IN S_04C IS WITHIN THE PAST 12 MONTHS OR S_04C1 = 2) AND (S_04DD2 != 1 OR S_04DD3 = -8, -9).

PROGRAM: If S_04E = 1, set S_T = 1.

Question ID: S_04F

Still thinking about this {most recent/second most recent/third most recent/fourth most recent/S_04C: MONTH, YEAR} incident when someone broke in or tried to break in, were you physically attacked, or threatened with a weapon, during this incident?

- 1 Yes GO TO S_04G
- 2 No GO TO S_04BOX5

ASK Description: Respondents who reported a break-in or attempted break-in in the past 12 months or did not know how many times this incident happened in the past 12 months.

ASK Specification: IF SVERSION = 1 AND (S_04A1 = 1 OR S_04A2 = 1 OR S_04A3 = 1) AND (S_04B1 = 1 OR (S_04B1 = 2 AND S_04B1_NUM >= 1) OR S_04B1A = 2, -9) AND (DATE PROVIDED IN S_04C IS WITHIN THE PAST 12 MONTHS OR S_04C1 = 2) AND (S_04DD2 != 1 OR S_04DD3 = -8, -9).

PROGRAM: If S_04F = 1, set S_ATA = 1.

Question ID: S_04G

Still thinking about this {most recent/second most recent/third most recent/fourth most recent/S_04C: MONTH, YEAR} incident when someone broke in or tried to break in, did anyone have, or try to have, sexual contact with you that you DID NOT CONSENT TO and that YOU DID NOT WANT to happen as part of this incident?

- 1 Yes
- 2 No

ASK Description: Respondents who reported a break-in or attempted break-in in the past 12 months or did not know how many times this incident happened in the past 12 months and were physically attacked, or threatened with a weapon, during this incident.

ASK Specification: IF SVERSION = 1 AND (S_04A1 = 1 OR S_04A2 = 1 OR S_04A3 = 1) AND (S_04B1 = 1 OR (S_04B1 = 2 AND S_04B1_NUM >= 1) OR S_04B1A = 2, -9) AND (DATE PROVIDED IN S_04C IS WITHIN THE PAST 12 MONTHS OR S_04C1 = 2) AND (S_04DD2 != 1 OR S_04DD3 = -8, -9) AND S_04F = 1.

PROGRAM: If S_04G = 1, set S_SA = 1.

Box ID: S_04BOX5

If data has been collected for the four most recent dates in S_04C where N = S_04B1_NUM, go to S_05.

Else, go to S_04C for incident (N+1).

Vandalism

Question ID: S_05A1

Vandalism is when someone deliberately damages or destroys something belonging to you. Examples are breaking windows, slashing tires, or painting graffiti on walls. In the past 12 months, has anyone vandalized your home, car, or something else that belongs to you or someone else living here?

- 1 Yes
- 2 No

ASK Description: All household respondents.

ASK Specification: IF UT_HHR = 1.

Question ID: S_05A2

In the past 12 months, did someone deliberately injure or kill an animal, such as a pet or livestock, that belonged to you or someone you live with?

- 1 Yes
- 2 No

ASK Description: All household respondents.

ASK Specification: IF UT_HHR = 1.

PROGRAM: ROUTING INSTRUCTIONS: If S_05A1 = 1 or S_05A2 = 1, go to S_05B1. Else, go to S_06A.

Question ID: S_05B1

In the past 12 months, how many times did someone vandalize something that belonged to you or someone you live with?

{Please also count times when an animal was injured or killed.}

- 1 Once
- 2 Two or more times {How many times: |_ _|}

ASK Description: Respondents who had their home, car, or something else vandalized or had an animal deliberately injured or killed in the past 12 months.

ASK Specification: IF S_05A1 = 1 OR S_05A2 = 1.

PROGRAM: ROUTING INSTRUCTIONS: If S_05B1 = -9 OR (S_05B1 = 2 AND S_05B1_NUM = -9), go to S_05B1A.

Else, if S_05B1 = 2 and S_05B1_NUM = 2, 3, go to S_05C_INTRO.

Else, if S_05B1 = 2 and S_05B1_NUM >= 4, go to S_05B2.

Else, if S_05B1 = 1 or (S_05B1 = 2 and S_05B1_NUM = 1), go to S_05BOX1.

Question ID: S_05B1A

You did not enter how many times this happened in the past 12 months. Please select one of the following.

- 1 I really meant to answer
- 2 I don't know the answer

ASK Description: Respondents who had their home, car, or something else vandalized or had an animal deliberately injured or killed in the past 12 months and did not enter how many times this happened in the past 12 months.

ASK Specification: IF (S_05A1 = 1 OR S_05A2 = 1) AND (S_05B1 = -9 OR (S_05B1 = 2 AND S_05B1_NUM = -9)).

PROGRAM: If S_05B1A = 2, -9, set S_V = 1 and create 1 CIR.

ROUTING INSTRUCTIONS: If S_05B1A = 1, go to S_05B1.

Else, go to S_05BOX1.

Question ID: S_05B2

Do you recall enough details about each incident to be able to distinguish them from each other?

- 1 Yes
- 2 No

ASK Description: Respondents who had their home, car, or something else vandalized or had an animal deliberately injured or killed four or more times in the past 12 months.

ASK Specification: IF S_05B1 = 2 AND S_05B1_NUM >= 4.

PROGRAM: If S_05B2 = 2, set SERIES = 1.

ROUTING INSTRUCTIONS: If S_05B2 = 2, go to S_05BOX1.

Else, go to S_05C_INTRO.

Question ID: S_05C_INTRO

{I will ask/On the next screens, you are going to be asked} about {each of these/the four most recent} incidents, starting with the most recent{ time this happened. Please click NEXT to continue.}

ASK Description: Respondents who had their home, car, or something else vandalized or had an animal deliberately injured or killed more than once within the last 12 months.

ASK Specification: IF (S_05B1 = 2 AND S_05B1_NUM = 2, 3) OR (S_05B1 = 2 AND S_05B1_NUM >= 4 AND S_05B2 = 1).

Box ID: S_05BOX1

If S_05B1 = 2 and (S_05B1_NUM = 2, 3 or (S_05B1_NUM >= 4 and S_05B2 = 1), repeat S_05C through S_05G for up to four most recent dates in S_05C where N = S_05B1_NUM. Ask all items from S_05C through S_05G (as appropriate) for most recent incident, then move to next most recent incident, and so on.

Else, if S_05B1 = 1 or (S_05B1 = 2 and (S_05B1_NUM = 1 or (S_05B1_NUM >= 4 and S_05B2 = 2))) or S_05B1A = 2, -9, ask only about most recent incident in S_05C.

Question ID: S_05C

{You said that {something was vandalized}{ and}{ someone deliberately injured or killed an animal} {FILL ANSWER FROM S_05B1 times} in the past 12 months.} In what month did the {MOST RECENT/SECOND MOST RECENT/THIRD MOST RECENT/FOURTH MOST RECENT} incident happen? If you don't remember the exact month, please give your best estimate.

- 1 Before {CURRENT MONTH MINUS 12}
- 2 {CURRENT MONTH MINUS 12}
- 3 {CURRENT MONTH MINUS 11}
- 4 {CURRENT MONTH MINUS 10}
- 5 {CURRENT MONTH MINUS 9}
- 6 {CURRENT MONTH MINUS 8}
- 7 {CURRENT MONTH MINUS 7}
- 8 {CURRENT MONTH MINUS 6}
- 9 {CURRENT MONTH MINUS 5}
- 10 {CURRENT MONTH MINUS 4}
- 11 {CURRENT MONTH MINUS 3}
- 12 {CURRENT MONTH MINUS 2}
- 13 {CURRENT MONTH MINUS 1}
- 14 {CURRENT MONTH}

ASK Description: Respondents who had their home, car, or something else vandalized or had an animal deliberately injured or killed in the past 12 months or did not know how many times this incident happened in the past 12 months.

ASK Specification: IF (S_05A1 = 1 OR S_05A2 = 1) AND (S_05B1 = 1 OR (S_05B1 = 2 AND S_05B1_NUM >= 1) OR S_05B1A = 2, -9).

PROGRAM: ROUTING INSTRUCTIONS: If DATE PROVIDED IN S_05C IS CURRENT MONTH MINUS 12 OR S_05C = -9, go to S_05C1.

Else, if DATE PROVIDED IN S_05C IS CURRENT MONTH MINUS 6, go to S_05C2.

Else, if DATE PROVIDED IN S_05C IS BEFORE CURRENT MONTH MINUS 12, go to S_06.

Else, go to S_05BOX2B.

Question ID: S_05C1

Did this incident happen before, after, or on {12-MO ANCHORDATE}?

- 1 It happened before {12-MO ANCHORDATE}
- 2 It happened after or on {12-MO ANCHORDATE}
- 3 I don't know when it happened / can't remember

ASK Description: Respondents who had something vandalized or had an animal deliberately injured or killed 12 months ago or did not report the month and year of the incident.

ASK Specification: IF DATE PROVIDED IN S_05C IS CURRENT MONTH MINUS 12 OR S_05C = -9.

PROGRAM: ROUTING INSTRUCTIONS: If S_05C = -9 and S_05C1 = 2, go to S_05C2.
Else, if DATE PROVIDED IN S_05C IS CURRENT MONTH MINUS 12 and S_05C1 = 2, go to S_05BOX2B.
Else, if S_05C1 = 3, -9, go to S_05BOX5.
Else, go to S_06.

Question ID: S_05C2

Did this incident happen before, after, or on {6-MO ANCHORDATE}?

- 1 It happened before {6-MO ANCHORDATE}
- 2 It happened after or on {6-MO ANCHORDATE}
- 3 I don't know

ASK Description: Respondents who had something vandalized or had an animal deliberately injured or killed six months ago or did not report the month and year of the incident and confirmed it happened in the past 12 months.

ASK Specification: IF DATE PROVIDED IN S_05C IS CURRENT MONTH MINUS 6 OR (S_05C = -9 AND S_05C1 = 2).

PROGRAM: ROUTING INSTRUCTIONS: If S_05C = -9 AND S_05C1 = 2 AND S_05C2 = 3, -9, go to S_05BOX5.
Else, go to S_05BOX2B.

Box ID: S_05BOX2B

Respondents who had their home, car, or something else vandalized or had an animal deliberately injured or killed in the past 12 months and the MONTH/YEAR of the current incident matches the MONTH/YEAR of any previously reported incidents, or no date was provided for the current incident and the current incident was confirmed to have happened on or after anchor date and there are any previously reported incidents for which a date was not collected that were confirmed to have happened on or after anchor date, go to S_05DD2.
Else, go to S_05BOX3.

IF (DATE PROVIDED IN S_05C IS WITHIN THE PAST 12 MONTHS AND (S_05C MATCHES A DATE PROVIDED IN S_01D OR S_02C OR S_03D OR S_04C)) OR (S_05C = -9 AND S_05C1 = 2 AND ((S_01D = -9 AND S_01D1 = 2 FOR ANY INCIDENT IN S_01D) OR (S_02C = -9 AND S_02C1 = 2 FOR ANY INCIDENT IN S_02C) OR (S_03D = -9 AND S_03D1 = 2 FOR ANY INCIDENT IN S_03D) OR (S_04C = -9 AND S_04C1 = 2 FOR ANY INCIDENT IN S_04C))), GO TO S_05DD2.
ELSE, GO TO S_05BOX3.

Question ID: S_05DD2

Is this incident part of any other incident you have already mentioned?

- | | |
|-------|----------------|
| 1 Yes | GO TO S_05DD3 |
| 2 No | GO TO S_05BOX3 |

ASK Description: Respondents who had their home, car, or something else vandalized or had an animal deliberately injured or killed in the past 12 months and the MONTH/YEAR of the current incident matches the MONTH/YEAR of any previously reported incidents, or no date was provided for the current incident and the current incident was confirmed to have happened on or after anchor date and there are any previously reported incidents for which a date was not collected that were confirmed to have happened on or after anchor date.

ASK Specification: IF (DATE PROVIDED IN S_05C IS WITHIN THE PAST 12 MONTHS AND S_05C MATCHES A DATE PROVIDED IN S_01D OR S_02C OR S_03D OR S_04C) OR (S_05C = -9 AND S_05C1 = 2 AND ((S_01D = -9 AND S_01D1 = 2 FOR ANY INCIDENT IN S_01D) OR (S_02C = -9 AND S_02C1 = 2 FOR ANY INCIDENT IN S_02C) OR (S_03D = -9 AND S_03D1 = 2 FOR ANY INCIDENT IN S_03D) OR (S_04C = -9 AND S_04C1 = 2 FOR ANY INCIDENT IN S_04C))).

Question ID: S_05DD3

Which incident was this part of?

- 0 {Incident 1}
- 1 {Incident 2}
- 2 {Incident 3}
- 3 {Incident 4}
- 4 {Incident 5}
- 5 {Incident 6}
- 6 {Incident 7}
- 7 {Incident 8}
- 8 {Incident 9}
- 9 {Incident 10}
- 10 {Incident 11}
- 11 {Incident 12}
- 12 {Incident 13}
- 13 {Incident 14}
- 14 {Incident 15}
- 15 {Incident 16}
- 8 This is a separate incident

ASK Description: Respondents who had something vandalized or had an animal deliberately injured or killed that was part of another incident.

ASK Specification: IF S_05DD2 = 1.

Box ID: S_05BOX3

IF (DATE PROVIDED IN S_05C IS WITHIN THE PAST 12 MONTHS OR S_05C1 = 2) AND S_05DD3 = 0, 1, 2, 3, 4, 5, 6, 7, 8, 9, 10, 11, 12, 13, 14, 15, set S_V = 1 for the incident selected in S_05DD3.

Else, if (DATE PROVIDED IN S_05C IS WITHIN THE PAST 12 MONTHS OR S_05C1 = 2) AND (S_05DD2 != 1 OR S_05DD3 = -8, -9), set S_V = 1.

ROUTING INSTRUCTIONS: If SVERSION = 1 AND (S_05DD2 != 1 OR S_05DD3 = -8, -9), go to S_05E.

Else, go to S_05BOX5.

Question ID: S_05E

Still thinking about this {most recent/second most recent/third most recent/fourth most recent/S_05C: MONTH, YEAR} incident when {something was vandalized}{ or}{ someone deliberately injured or killed an animal}, was anything stolen as part of the incident?

- 1 Yes
- 2 No

ASK Description: Respondents who had something vandalized or had an animal deliberately injured or killed in the past 12 months or did not know how many times this incident happened in the past 12 months.

ASK Specification: IF SVERSION = 1 AND (S_05A1 = 1 OR S_05A2 = 1) AND (S_05B1 = 1 OR (S_05B1 = 2 AND S_05B1_NUM >= 1) OR S_05B1A = 2, -9) AND (DATE PROVIDED IN S_05C IS WITHIN THE PAST 12 MONTHS OR S_05C1 = 2) AND (S_05DD2 != 1 OR S_05DD3 = -8, -9).

PROGRAM: If S_05E = 1, set S_T = 1.

Question ID: S_05F

Still thinking about this {most recent/second most recent/third most recent/fourth most recent/S_05C: MONTH, YEAR} incident when {something was vandalized}{ or}{ someone deliberately injured or killed an animal}, were you physically attacked, or threatened with a weapon, during this incident?

- 1 Yes GO TO S_05G
- 2 No GO TO S_05BOX5

ASK Description: Respondents who had something vandalized or had an animal deliberately injured or killed in the past 12 months or did not know how many times this incident happened in the past 12 months.

ASK Specification: IF SVERSION = 1 AND (S_05A1 = 1 OR S_05A2 = 1) AND (S_05B1 = 1 OR (S_05B1 = 2 AND S_05B1_NUM >= 1) OR S_05B1A = 2, -9) AND (DATE PROVIDED IN S_05C IS WITHIN THE PAST 12 MONTHS OR S_05C1 = 2) AND (S_05DD2 != 1 OR S_05DD3 = -8, -9).

PROGRAM: If S_05F = 1, set S_ATA = 1.

Question ID: S_05G

Still thinking about this {most recent/second most recent/third most recent/fourth most recent/S_05C: MONTH, YEAR} incident when {something was vandalized}{ or}{ someone deliberately injured or killed an animal}, did anyone have, or try to have, sexual contact with you that you DID NOT CONSENT TO and that YOU DID NOT WANT to happen as part of this incident?

- 1 Yes
- 2 No

ASK Description: Respondents who had something vandalized or had an animal deliberately injured or killed in the past 12 months or did not know how many times this incident happened in the past 12 months and were physically attacked, or threatened with a weapon, during this incident.

ASK Specification: IF SVERSION = 1 AND (S_05A1 = 1 OR S_05A2 = 1) AND (S_05B1 = 1 OR (S_05B1 = 2 AND S_05B1_NUM >= 1) OR S_05B1A = 2, -9) AND (DATE PROVIDED IN S_05C IS WITHIN THE PAST 12 MONTHS OR S_05C1 = 2) AND (S_05DD2 != 1 OR S_05DD3 = -8, -9) AND S_05F = 1.

PROGRAM: If S_05G = 1, set S_SA = 1.

Box ID: S_05BOX5

If data has been collected for the four most recent dates in S_05C where N = S_05B1_NUM, go to S_06.
Else, go to S_05C for incident (N+1).

Attack

Box ID: S_06

For S_06A1 through S_06A5, display 'Yes' and 'No' columns with options for each response category.

Question ID: S_06A

The next few questions ask about any physical attacks against you personally. These may have happened at your home or while you were{ at work,} at school, or away from home.

{Other than the attacks or threatened attacks you have already mentioned, in/In} the past 12 months, did anyone attack or try to attack you...

- 1 With a weapon, such as a gun or knife
- 2 With something else used as a weapon, like a baseball bat, scissors, or a stick?
- 3 By throwing something at you, such as a rock or bottle?
- 4 By hitting, slapping, grabbing, kicking, punching, or choking you?
- 5 In the past 12 months, did anyone attack or try to attack you or use force against you in any other way? Please mention it even if you are not certain it was a crime.

ASK Description: All respondents.

Question ID: S_06A6

In the past 12 months, did anyone THREATEN to attack you, but not actually do it? {Do not include incidents you have already mentioned.}

- 1 Yes
- 2 No

ASK Description: All respondents.

Question ID: S_06A8

People sometimes don't think of attacks by someone they know, like {a current or former spouse or partner/a boyfriend or girlfriend}, someone {at work or at school/at school}, a friend, a family member, a neighbor, or any other person you've met or known.

{Other than what you have already mentioned,} In the past 12 months, has anyone you know used any kind of physical force against you? Examples are if someone you know choked you, slapped you, hit you, attacked you with a weapon, or otherwise physically hurt you.

- 1 Yes
- 2 No

ASK Description: All respondents.

Box ID: S_06BOX2

If S_06A1 = 1 or S_06A2 = 1 or S_06A3 = 1 or S_06A4 = 1 or S_06A5 = 1 or S_06A6 = 1 or S_06A8 = 1, go to S_06B1.
Else, go to S_07.

Question ID: S_06B1

{You just said yes to more than one of these questions about physical attacks. Altogether,} In the past 12 months, how many times did someone {attack you or try to attack you}{ or}{ threaten to attack you}?

- 1 Once
- 2 Two or more times {How many times: |_ _|}

ASK Description: Respondents who reported they were attacked or someone tried to attack them or were threatened with attack in the past 12 months.

ASK Specification: IF S_06A1 = 1 OR S_06A2 = 1 OR S_06A3 = 1 OR S_06A4 = 1 OR S_06A5 = 1 OR S_06A6 = 1 OR S_06A8 = 1.

PROGRAM: ROUTING INSTRUCTIONS: If S_06B1 = -9 OR (S_06B1 = 2 AND S_06B1_NUM = -9), go to S_06B1A.

Else, if S_06B1 = 2 and S_06B1_NUM >= 4, go to S_06B2.

Else, if S_06B1 = 2 and S_06B1_NUM = 2, 3, go to S_06C_INTRO.

Else, if S_06B1 = 1 or (S_06B1 = 2 and S_06B1_NUM = 1), go to S_06C.

Question ID: S_06B1A

You did not enter how many times this happened in the past 12 months. Please select one of the following.

- 1 I really meant to answer
- 2 I don't know the answer

ASK Description: Respondents who reported they were attacked or someone tried to attack them or were threatened with attack in the past 12 months and did not enter how many times this happened the past 12 months.

ASK Specification: IF (S_06A1 = 1 OR S_06A2 = 1 OR S_06A3 = 1 OR S_06A4 = 1 OR S_06A5 = 1 OR S_06A6 = 1 OR S_06A8 = 1) AND (S_06B1 = -9 OR (S_06B1 = 2 AND S_06B1_NUM = -9)).

PROGRAM: If (S_06A1 = 1 OR S_06A2 = 1 OR S_06A3 = 1 OR S_06A4 = 1 OR S_06A5 = 1 OR S_06A8 = 1) AND S_06B1A = 2, -9, set S_A = 1 and create 1 CIR.

ROUTING INSTRUCTIONS: If S_06B1A = 1, go to S_06B1.
Else, go to S_06BOX3.

Question ID: S_06B2

Do you recall enough details about each incident to be able to distinguish them from each other?

- 1 Yes
- 2 No

ASK Description: Respondents who were attacked or someone tried to attack or were threatened with attack four or more times in the past 12 months.

ASK Specification: IF S_06B1 = 2 AND S_06B1_NUM >= 4.

PROGRAM: If S_06B2 = 2, set SERIES = 1.

ROUTING INSTRUCTIONS: If S_06B2 = 2, go to S_06C.
Else, go to S_06C_INTRO.

Question ID: S_06C_INTRO

{I will ask/On the next screens, you are going to be asked} about {each of these/the four most recent} incidents, starting with the most recent{ time this happened. Please click NEXT to continue.}

ASK Description: Respondents who were attacked or someone tried to attack or were threatened with attack more than once in the past 12 months.

ASK Specification: IF (S_06B1 = 2 and S_06B1_NUM = 2, 3) OR (S_06B1 = 2 AND S_06B1_NUM >= 4 AND S_06B2 = 1).

Box ID: S_06BOX3

If S_06B1 = 2 and (S_06B1_NUM = 2, 3 or (S_06B1_NUM >= 4 and S_06B2 = 1), repeat S_06C through S_06F for up to four most recent dates in S_06C where N = S_06B1_NUM. Ask all items from S_06C through S_06F (as appropriate) for most recent incident, then move to next most recent incident, and so on.
 Else, if S_06B1 = 1 or (S_06B1 = 2 and (S_06B1_NUM = 1 or (S_06B1_NUM >= 4 and S_06B2 = 2))) or S_06B1A = 2, -9, ask only about most recent incident in S_06C.

Question ID: S_06C

{You said that {someone attacked you or tried to attack you}{ and}{ someone threatened to attack you} {FILL ANSWER FROM S_06B1 times} in the past 12 months.} When did the {MOST RECENT/SECOND MOST RECENT/THIRD MOST RECENT/FOURTH MOST RECENT} incident happen? If you don't remember the exact month, please give your best estimate.

- 1 Before {CURRENT MONTH MINUS 12}
- 2 {CURRENT MONTH MINUS 12}
- 3 {CURRENT MONTH MINUS 11}
- 4 {CURRENT MONTH MINUS 10}
- 5 {CURRENT MONTH MINUS 9}
- 6 {CURRENT MONTH MINUS 8}
- 7 {CURRENT MONTH MINUS 7}
- 8 {CURRENT MONTH MINUS 6}
- 9 {CURRENT MONTH MINUS 5}
- 10 {CURRENT MONTH MINUS 4}
- 11 {CURRENT MONTH MINUS 3}
- 12 {CURRENT MONTH MINUS 2}
- 13 {CURRENT MONTH MINUS 1}
- 14 {CURRENT MONTH}

ASK Description: Respondents who were attacked or someone tried to attack or were threatened with attack in the past 12 months or did not know how many times this incident happened in the past 12 months.

ASK Specification: IF (S_06A1 = 1 OR S_06A2 = 1 OR S_06A3 = 1 OR S_06A4 = 1 OR S_06A5 = 1 OR S_06A6 = 1 OR S_06A8 = 1) AND (S_06B1 = 1 OR (S_06B1 = 2 AND S_06B1_NUM >= 1) OR S_06B1A = 2, -9).

PROGRAM: ROUTING INSTRUCTIONS: If DATE PROVIDED IN S_06C IS CURRENT MONTH MINUS 12 OR S_06C = -9, go to S_06C1.
 Else, if DATE PROVIDED IN S_06C IS CURRENT MONTH MINUS 6, go to S_06C2.
 Else, if DATE PROVIDED IN S_06C IS BEFORE CURRENT MONTH MINUS 12, go to S_07.
 Else, go to S_06BOX3B.

Question ID: S_06C1

Did this incident happen before, after, or on {12-MO ANCHORDATE}?

- 1 It happened before {12-MO ANCHORDATE}
- 2 It happened after or on {12-MO ANCHORDATE}
- 3 I don't know when it happened / can't remember

ASK Description: Respondents who were attacked or someone tried to attack or were threatened with attack in the past 12 months.

ASK Specification: IF DATE PROVIDED IN S_06C IS CURRENT MONTH MINUS 12 OR S_06C = -9.

PROGRAM: ROUTING INSTRUCTIONS: If S_06C = -9 and S_06C1 = 2, go to S_06C2. Else, if DATE PROVIDED IN S_06C IS CURRENT MONTH MINUS 12 and S_06C1 = 2, go to S_06BOX3B.

Else, if S_06C1 = 3, -9, go to S_06BOX5.

Else, go to S_07.

Question ID: S_06C2

Did this incident happen before, after, or on {6-MO ANCHORDATE}?

- 1 It happened before {6-MO ANCHORDATE}
- 2 It happened after or on {6-MO ANCHORDATE}
- 3 I don't know

ASK Description: Respondents who were attacked or someone tried to attack or were threatened with attack six months ago or did not report the month and year of the incident and confirmed it happened in the past 12 months.

ASK Specification: IF DATE PROVIDED IN S_06C IS CURRENT MONTH MINUS 6 OR (S_06C = -9 AND S_06C1 = 2).

PROGRAM: ROUTING INSTRUCTIONS: If S_06C = -9 AND S_06C1 = 2 AND S_06C2 = 3, -9, go to S_06BOX5.

Else, go to S_06BOX3B.

Box ID: S_06BOX3B

Respondents who were attacked or someone tried to attack or were threatened with attack in the past 12 months and the MONTH/YEAR of the current incident matches the MONTH/YEAR of any previously reported incidents, or no date was provided for the current incident and the current incident was confirmed to have happened on or after anchor date and there are any previously reported incidents for which a date was not collected that were confirmed to have happened on or after anchor date, go to S_06DD2.
Else, go to S_06BOX3C.

IF (DATE PROVIDED IN S_06C IS WITHIN THE PAST 12 MONTHS AND (S_06C MATCHES A DATE PROVIDED IN S_01D OR S_02C OR S_03D OR S_04C OR S_05C)) OR (S_06C = -9 AND S_06C1 = 2 AND ((S_01D = -9 AND S_01D1 = 2 FOR ANY INCIDENT IN S_01D) OR (S_02C = -9 AND S_02C1 = 2 FOR ANY INCIDENT IN S_02C) OR (S_03D = -9 AND S_03D1 = 2 FOR ANY INCIDENT IN S_03D) OR (S_04C = -9 AND S_04C1 = 2 FOR ANY INCIDENT IN S_04C) OR (S_05C = -9 AND S_05C1 = 2 FOR ANY INCIDENT IN S_05C))), GO TO S_06DD2.
ELSE, GO TO S_06BOX3C.

Question ID: S_06DD2

Is this incident part of any other incident you have already mentioned?

- | | |
|-------|-----------------|
| 1 Yes | GO TO S_06DD3 |
| 2 No | GO TO S_06BOX3C |

ASK Description: Respondents who were attacked or someone tried to attack or were threatened with attack in the past 12 months and the MONTH/YEAR of the current incident matches the MONTH/YEAR of any previously reported incidents, or no date was provided for the current incident and the current incident was confirmed to have happened on or after anchor date and there are any previously reported incidents for which a date was not collected that were confirmed to have happened on or after anchor date.

ASK Specification: IF (DATE PROVIDED IN S_06C IS WITHIN THE PAST 12 MONTHS AND S_06C MATCHES A DATE PROVIDED IN S_01D OR S_02C OR S_03D OR S_04C OR S_05C) OR (S_06C = -9 AND S_06C1 = 2 AND ((S_01D = -9 AND S_01D1 = 2 FOR ANY INCIDENT IN S_01D) OR (S_02C = -9 AND S_02C1 = 2 FOR ANY INCIDENT IN S_02C) OR (S_03D = -9 AND S_03D1 = 2 FOR ANY INCIDENT IN S_03D) OR (S_04C = -9 AND S_04C1 = 2 FOR ANY INCIDENT IN S_04C) OR (S_05C = -9 AND S_05C1 = 2 FOR ANY INCIDENT IN S_05C))).

Question ID: S_06DD3

Which incident was this part of?

- 0 {Incident 1}
- 1 {Incident 2}
- 2 {Incident 3}
- 3 {Incident 4}
- 4 {Incident 5}
- 5 {Incident 6}
- 6 {Incident 7}
- 7 {Incident 8}
- 8 {Incident 9}
- 9 {Incident 10}
- 10 {Incident 11}
- 11 {Incident 12}
- 12 {Incident 13}
- 13 {Incident 14}
- 14 {Incident 15}
- 15 {Incident 16}
- 16 {Incident 17}
- 17 {Incident 18}
- 18 {Incident 19}
- 19 {Incident 20}
- 8 This is a separate incident

ASK Description: Respondents who were attacked or someone tried to attack or were threatened with attack that was part of another incident.

ASK Specification: IF S_06DD2 = 1.

Box ID: S_06BOX3C

IF (DATE PROVIDED IN S_06C IS WITHIN THE PAST 12 MONTHS OR S_06C1 = 2) AND S_06DD3 = 0, 1, 2, 3, 4, 5, 6, 7, 8, 9, 10, 11, 12, 13, 14, 15, 16, 17, 18, 19, set S_ATA = 1 for the incident selected in S_06DD3.

Else, if (DATE PROVIDED IN S_06C IS WITHIN THE PAST 12 MONTHS OR S_06C1 = 2), set S_ATA = 1.

Box ID: S_06BOX4

Respondents who were attacked or someone tried to attack and were threatened with attack in the past 12 months, go to S_06D.
 Else, respondents who were threatened with attack but not actually attacked or attempted to be attacked in the past 12 months, go to S_06E.
 Else, respondents who were attacked or someone tried to attack or were threatened with attack face to face in the last 12 months, go to S_06F.
 Else, go to S_06BOX5.

IF S_06A6 = 1 AND (S_06A1 = 1 OR S_06A2 = 1 OR S_06A3 = 1 OR S_06A4 = 1 OR S_06A5 = 1) AND (S_06B1 = 1 OR (S_06B1 = 2 AND S_06B1_NUM >= 1)) AND (DATE PROVIDED IN S_06C IS WITHIN THE PAST 12 MONTHS OR S_06C1 = 2) AND (S_06DD2 != 1 OR S_06DD3 = -8, -9), GO TO S_06D.
 ELSE, IF S_06A6 = 1 AND S_06A1 != 1 AND S_06A2 != 1 AND S_06A3 != 1 AND S_06A4 != 1 AND S_06A5 != 1 AND (S_06B1 = 1 OR (S_06B1 = 2 AND S_06B1_NUM >= 1)) AND (DATE PROVIDED IN S_06C IS WITHIN THE PAST 12 MONTHS OR S_06C1 = 2) AND (S_06DD2 != 1 OR S_06DD3 = -8, -9), GO TO S_06E.
 ELSE, IF SVERSION = 1 AND (S_06A1 = 1 OR S_06A2 = 1 OR S_06A3 = 1 OR S_06A4 = 1 OR S_06A5 = 1 OR S_06A6 = 1 OR S_06A8 = 1) AND (S_06B1 = 1 OR (S_06B1 = 2 AND S_06B1_NUM >= 1)) AND (DATE PROVIDED IN S_06C IS WITHIN THE PAST 12 MONTHS OR S_06C1 = 2) AND (S_06DD2 != 1 OR S_06DD3 = -8, -9), GO TO S_06F.
 ELSE, GO TO S_06BOX5.

Question ID: S_06D

In this {most recent/second most recent/third most recent/fourth most recent} incident, did someone actually attack or try to attack you, OR did they threaten to attack you?

- 1 Attacked / Tried to attack
- 2 Threatened to attack

ASK Description: Respondents who were attacked or someone tried to attack and were threatened with attack in the past 12 months.

ASK Specification: IF S_06A6 = 1 AND (S_06A1 = 1 OR S_06A2 = 1 OR S_06A3 = 1 OR S_06A4 = 1 OR S_06A5 = 1) AND (S_06B1 = 1 OR (S_06B1 = 2 AND S_06B1_NUM >= 1)) AND (DATE PROVIDED IN S_06C IS WITHIN THE PAST 12 MONTHS OR S_06C1 = 2) AND (S_06DD2 != 1 OR S_06DD3 = -8, -9).

PROGRAM: If S_06D = 1, set S_A = 1.

ROUTING INSTRUCTIONS: If S_06D = 2, go to S_06E.

Else, IF SVERSION = 1 AND (S_06A1 = 1 OR S_06A2 = 1 OR S_06A3 = 1 OR S_06A4 = 1 OR S_06A5 = 1 OR S_06A6 = 1 OR S_06A8 = 1) AND (S_06B1 = 1 OR (S_06B1 = 2 AND S_06B1_NUM >= 1)) AND (DATE PROVIDED IN S_06C IS WITHIN THE PAST 12 MONTHS OR S_06C1 = 2) AND (S_06DD2 != 1 OR S_06DD3 = -8, -9), go to S_06F.
 Else, go to S_06BOX5.

Question ID: S_06E

How were you threatened? *(Mark all that apply.)*

- 1 Face to face
- 2 By phone or text
- 3 Online (email or social media)
- 4 Some other way Specify: _____

ASK Description: Respondents who were threatened with attack but not actually attacked or attempted to be attacked in the past 12 months or did not know how many times this incident happened in the past 12 months.

ASK Specification: IF ((S_06A6 = 1 AND (S_06A1 != 1 AND S_06A2 != 1 AND S_06A3 != 1 AND S_06A4 != 1 AND S_06A5 != 1)) OR S_06D = 2) AND (S_06B1 = 1 OR (S_06B1 = 2 AND S_06B1_NUM >= 1) OR S_06B1A = 2, -9) AND (DATE PROVIDED IN S_06C IS WITHIN THE PAST 12 MONTHS OR S_06C1 = 2) AND (S_06DD2 != 1 OR S_06DD3 = -8, -9).

PROGRAM: Display text box and allow 250 character text response.

If S_06E = 1, set S_TA = 1.

ROUTING INSTRUCTIONS: If SVERSION = 1 AND S_06E = 1, go to S_06F.

Else, go to S_06BOX5.

Question ID: S_06F

Still thinking about this {most recent/second most recent/third most recent/fourth most recent/S_06C: MONTH, YEAR} incident when {someone attacked you or tried to attack you}{ or}{ someone threatened to attack you}, did anyone have, or try to have, sexual contact with you that you DID NOT CONSENT TO and that YOU DID NOT WANT to happen as part of this incident?

- 1 Yes
- 2 No

ASK Description: Respondents who were attacked or someone tried to attack or were threatened with attack in the last 12 months or did not know how many times this incident happened in the past 12 months.

ASK Specification: IF SVERSION = 1 AND (S_06A1 = 1 OR S_06A2 = 1 OR S_06A3 = 1 OR S_06A4 = 1 OR S_06A5 = 1 OR S_06A6 = 1 OR S_06A8 = 1) AND (S_06B1 = 1 OR (S_06B1 = 2 AND S_06B1_NUM >= 1) OR S_06B1A = 2, -9) AND (DATE PROVIDED IN S_06C IS WITHIN THE PAST 12 MONTHS OR S_06C1 = 2) AND (S_06DD2 != 1 OR S_06DD3 = -8, -9).

PROGRAM: If S_06F = 1, set S_SA = 1.

Box ID: S_06BOX5

If data has been collected for the four most recent dates in S_06C where N = S_06B1_NUM, go to S_07BOX1.

Else, go to S_06C for incident (N+1).

Unwanted Sexual Contact

Box ID: S_07BOX1

For S_07A1 through S_07A4, display 'Yes' and 'No' columns with options for each response category.

Question ID: S_07A

The next questions are about any sexual contact in the past 12 months that you DID NOT CONSENT TO and that YOU DID NOT WANT to happen. The information you provide is confidential.

{Sexual contact includes touching of your sexual body parts, or any type of sexual penetration with a body part or object. It also includes making you touch or penetrate someone else. This could have been done by someone you knew well, someone you casually knew, or a stranger and can happen to both men and women./Sexual contact includes someone touching your private parts, unwanted sex, or making you do these kinds of things to them. This could have been done by someone you know well, someone you casually know, or a stranger and can happen to both boys and girls.}

{Other than the unwanted sexual contact you have already mentioned,} in the past 12 months...

- 1 Did anyone touch, grab, or kiss your {sexual body parts against your will/private parts when you didn't want them to} - or TRY to do this?
- 2 Did anyone force you to have sexual contact by holding you down with his or her body, pinning your arms, hitting or kicking you, or using some other type of force - or TRY to do this?
- 3 Did anyone threaten to physically hurt you or someone close to you if you did not have sexual contact?
- 4 Did anyone have sexual contact with you - or try to have sexual contact with you - while you were passed out, unconscious, asleep, or unable to consent because you were drunk or high?

ASK Description: All respondents.

PROGRAM: ROUTING INSTRUCTIONS: If S_07A1 = 1 or S_07A2 = 1 or S_07A3 = 1 or S_07A4 = 1, go to S_07B1.
Else, go to S_08.

Question ID: S_07B1

In the past 12 months, how many times did someone have or try to have these types of sexual contact with you?

- 1 Once
- 2 Two or more times {How many times: |_ _|}

ASK Description: Respondents who had unwanted sexual contact in the past 12 months.

ASK Specification: IF S_07A1 = 1 OR S_07A2 = 1 OR S_07A3 = 1 OR S_07A4 = 1 OR S_07Y1 = 1 OR S_07Y2 = 1 OR S_07Y3 = 1 OR S_07Y4 = 1.

PROGRAM: ROUTING INSTRUCTIONS: If S_07B1 = -9 OR (S_07B1 = 2 AND S_07B1_NUM = -9), go to S_07B1A.

Else, if S_07B1 = 2 and S_07B1_NUM >= 4, go to S_07B2.

Else, if S_07B1 = 2 and S_07B1_NUM = 2, 3, go to S_07C_INTRO.

Else, if S_07B1 = 1 or (S_07B1 = 2 and S_07B1_NUM = 1), go to S_07C.

Question ID: S_07B1A

You did not enter how many times this happened in the past 12 months. Please select one of the following.

- 1 I really meant to answer
- 2 I don't know the answer

ASK Description: Respondents who had unwanted sexual contact in the past 12 months and did not enter how many times this happened the past 12 months.

ASK Specification: IF (S_07A1 = 1 OR S_07A2 = 1 OR S_07A3 = 1 OR S_07A4 = 1 OR S_07Y1 = 1 OR S_07Y2 = 1 OR S_07Y3 = 1 OR S_07Y4 = 1) AND (S_07B1 = -9 OR (S_07B1 = 2 AND S_07B1_NUM = -9)).

PROGRAM: If S_07B1A = 2, -9, set S_SA = 1 and create 1 CIR.

ROUTING INSTRUCTIONS: If S_07B1A = 1, go to S_07B1.

Else, go to S_07BOX3.

Question ID: S_07B2

Do you recall enough details about each incident to be able to distinguish them from each other?

- 1 Yes
- 2 No

ASK Description: Respondents who had unwanted sexual contact four or more times in the past 12 months.

ASK Specification: IF S_07B1 = 2 AND S_07B1_NUM >= 4.

PROGRAM: If S_07B2 = 2, set SERIES = 1.

ROUTING INSTRUCTIONS: If S_07B2 = 2, go to S_07C.

Else, go to S_07C_INTRO.

Question ID: S_07C_INTRO

{I will ask/On the next screens, you are going to be asked} about {each of these/the four most recent} incidents, starting with the most recent{ time this happened. Please click NEXT to continue.}

ASK Description: Respondents who had unwanted sexual contact more than once in the past 12 months.

ASK Specification: IF (S_07B1 = 2 AND S_07B1_NUM = 2, 3) OR (S_07B1 = 2 AND S_07B1_NUM >= 4 AND S_07B2 = 1).

Box ID: S_07BOX3

If S_07B1 = 2 and (S_07B1_NUM = 2, 3 or (S_07B1_NUM >= 4 and S_07B2 = 1)), repeat S_07C through S_07DD2 for up to four most recent dates in S_07C where N = S_07B1_NUM. Ask all items from S_07C through S_07DD2 (as appropriate) for most recent incident, then move to next most recent incident, and so on.

Else, if S_06B1 = 1 or (S_06B1 = 2 and (S_06B1_NUM = 1 or (S_06B1_NUM >= 4 and S_07B2 = 2))) or S_06B1A = 2, -9, ask only about most recent incident in S_07C.

Question ID: S_07C

{You said that someone had, or tried to have these types of sexual contact with you {FILL ANSWER FROM S_07B1 times} in the past 12 months.} In what month did the {MOST RECENT/SECOND MOST RECENT/THIRD MOST RECENT/FOURTH MOST RECENT} incident happen? If you don't remember the exact month, please give your best estimate.

- 1 Before {CURRENT MONTH MINUS 12}
- 2 {CURRENT MONTH MINUS 12}
- 3 {CURRENT MONTH MINUS 11}
- 4 {CURRENT MONTH MINUS 10}
- 5 {CURRENT MONTH MINUS 9}
- 6 {CURRENT MONTH MINUS 8}
- 7 {CURRENT MONTH MINUS 7}
- 8 {CURRENT MONTH MINUS 6}
- 9 {CURRENT MONTH MINUS 5}
- 10 {CURRENT MONTH MINUS 4}
- 11 {CURRENT MONTH MINUS 3}
- 12 {CURRENT MONTH MINUS 2}
- 13 {CURRENT MONTH MINUS 1}
- 14 {CURRENT MONTH}

ASK Description: Respondents who had unwanted sexual contact in the past 12 months or did not know how many times this incident happened in the past 12 months.

ASK Specification: IF (S_07A1 = 1 OR S_07A2 = 1 OR S_07A3 = 1 OR S_07A4 = 1 OR S_07Y1 = 1 OR S_07Y2 = 1 OR S_07Y3 = 1 OR S_07Y4 = 1) AND (S_07B1 = 1 OR (S_07B1 = 2 AND S_07B1_NUM >= 1) OR S_07B1A = 2, -9).

PROGRAM: ROUTING INSTRUCTIONS: If DATE PROVIDED IN S_07C IS CURRENT MONTH MINUS 12 OR S_07C = -9, go to S_07C1.

Else, if DATE PROVIDED IN S_07C IS CURRENT MONTH MINUS 6, go to S_07C2.

Else, if DATE PROVIDED IN S_07C IS BEFORE CURRENT MONTH MINUS 12, go to S_08.

Else, go to S_07BOX3B.

Question ID: S_07C1

Did this incident happen before, after, or on {12-MO ANCHORDATE}?

- 1 It happened before {12-MO ANCHORDATE}
- 2 It happened after or on {12-MO ANCHORDATE}
- 3 I don't know when it happened / can't remember

ASK Description: Respondents who had unwanted sexual contact 12 months ago or did not report when they had unwanted sexual contact.

ASK Specification: IF DATE PROVIDED IN S_07C IS CURRENT MONTH MINUS 12 OR S_07C = -9.

PROGRAM: ROUTING INSTRUCTIONS: If S_07C = -9 and S_07C1 = 2, go to S_07C2.
 Else, if DATE PROVIDED IN S_07C IS CURRENT MONTH MINUS 12 and S_07C1 = 2, go to S_07BOX3B.
 Else, if S_07C1 = 3, -9, go to S_07BOX4.
 Else, go to S_08.

Question ID: S_07C2

Did this incident happen before, after, or on {6-MO ANCHORDATE}?

- 1 It happened before {6-MO ANCHORDATE}
- 2 It happened after or on {6-MO ANCHORDATE}
- 3 I don't know

ASK Description: Respondents who had unwanted sexual contact six months ago or did not report the month and year of the incident and confirmed it happened in the past 12 months.

ASK Specification: IF DATE PROVIDED IN S_07C IS CURRENT MONTH MINUS 6 OR (S_07C = -9 AND S_07C1 = 2).

PROGRAM: ROUTING INSTRUCTIONS: If S_07C = -9 AND S_07C1 = 2 AND S_07C2 = 3, -9, go to S_07BOX4.
 Else, go to S_07BOX3B.

Box ID: S_07BOX3B

Respondents who had unwanted sexual contact in the past 12 months and the MONTH/YEAR of the current incident matches the MONTH/YEAR of any previously reported incidents, or no date was provided for the current incident and the current incident was confirmed to have happened on or after anchor date and there are any previously reported incidents for which a date was not collected that were confirmed to have happened on or after anchor date, go to S_07DD2. Else, go to S_07BOX4.

IF (DATE PROVIDED IN S_07C IS WITHIN THE PAST 12 MONTHS AND (S_07C MATCHES A DATE PROVIDED IN S_01D OR S_02C OR S_03D OR S_04C OR S_05C OR S_06C)) OR (S_07C = -9 AND S_07C1 = 2 AND ((S_01D = -9 AND S_01D1 = 2 FOR ANY INCIDENT IN S_01D) OR (S_02C = -9 AND S_02C1 = 2 FOR ANY INCIDENT IN S_02C) OR (S_03D = -9 AND S_03D1 = 2 FOR ANY INCIDENT IN S_03D) OR (S_04C = -9 AND S_04C1 = 2 FOR ANY INCIDENT IN S_04C) OR (S_05C = -9 AND S_05C1 = 2 FOR ANY INCIDENT IN S_05C) OR (S_06C = -9 AND S_06C1 = 2 FOR ANY INCIDENT IN S_06C))), GO TO S_07DD2. ELSE, GO TO S_07BOX4.

Question ID: S_07DD2

Is this incident part of any other incident you have already mentioned?

- | | |
|-------|----------------|
| 1 Yes | GO TO S_07DD3 |
| 2 No | GO TO S_07BOX4 |

ASK Description: Respondents who had unwanted sexual contact in the past 12 months and the MONTH/YEAR of the current incident matches the MONTH/YEAR of any previously reported incidents, or no date was provided for the current incident and the current incident was confirmed to have happened on or after anchor date and there are any previously reported incidents for which a date was not collected that were confirmed to have happened on or after anchor date.

ASK Specification: IF (DATE PROVIDED IN S_07C IS WITHIN THE PAST 12 MONTHS AND (S_07C MATCHES A DATE PROVIDED IN S_01D OR S_02C OR S_03D OR S_04C OR S_05C OR S_06C)) OR (S_07C = -9 AND S_07C1 = 2 AND ((S_01D = -9 AND S_01D1 = 2 FOR ANY INCIDENT IN S_01D) OR (S_02C = -9 AND S_02C1 = 2 FOR ANY INCIDENT IN S_02C) OR (S_03D = -9 AND S_03D1 = 2 FOR ANY INCIDENT IN S_03D) OR (S_04C = -9 AND S_04C1 = 2 FOR ANY INCIDENT IN S_04C) OR (S_05C = -9 AND S_05C1 = 2 FOR ANY INCIDENT IN S_05C) OR (S_06C = -9 AND S_06C1 = 2 FOR ANY INCIDENT IN S_06C))),

Question ID: S_07DD3

Which incident was this part of?

- 0 {Incident 1}
- 1 {Incident 2}
- 2 {Incident 3}
- 3 {Incident 4}
- 4 {Incident 5}
- 5 {Incident 6}
- 6 {Incident 7}
- 7 {Incident 8}
- 8 {Incident 9}
- 9 {Incident 10}
- 10 {Incident 11}
- 11 {Incident 12}
- 12 {Incident 13}
- 13 {Incident 14}
- 14 {Incident 15}
- 15 {Incident 16}
- 16 {Incident 17}
- 17 {Incident 18}
- 18 {Incident 19}
- 19 {Incident 20}
- 20 {Incident 21}
- 21 {Incident 22}
- 22 {Incident 23}
- 23 {Incident 24}
- 8 This is a separate incident

ASK Description: Respondents who had unwanted sexual contact that was part of another incident.

ASK Specification: IF S_07DD2 = 1.

Box ID: S_07BOX4

IF (DATE PROVIDED IN S_07C IS WITHIN THE PAST 12 MONTHS OR S_07C1 = 2) AND S_07DD3 = 0, 1, 2, 3, 4, 5, 6, 7, 8, 9, 10, 11, 12, 13, 14, 15, 16, 17, 18, 19, 20, 21, 22, 23, set S_SA = 1 for the incident selected in S_07DD3.

ELSE, IF (DATE PROVIDED IN S_07C IS WITHIN THE PAST 12 MONTHS OR S_07C1 = 2) AND (S_07DD2 != 1 OR S_07DD3 = -8, -9), set S_SA = 1.

If data has been collected for the four most recent dates in S_07C where N = S_07B1_NUM, go to S_08.

Else, go to S_07C for incident (N+1).

Catch-All

Question ID: S_08

To make sure this survey has captured everything that has happened to you, is there anything else that you might think of as a crime that happened to you, personally, in the past 12 months, that is, since {DATE 12 MONTHS AGO} that you haven't mentioned? It could be something you called the police about, or something you didn't consider reporting to the police.

- 1 Yes
- 2 No

ASK Description: All respondents.

PROGRAM: ROUTING INSTRUCTIONS: If S_08 = 1, go to S_08a.
Else, go to CIR_START.

Question ID: S_08a

Please describe what else happened to you since {ANCHOR DATE}.

- 1 OPEN-ENDED VERBATIM RESPONSE FOR
PURPOSES OF FIELD TEST

ASK Description: Respondents who have another crime to report that has happened to them within the last 12 months.

ASK Specification: IF S_08 = 1.

PROGRAM: Allow 1000 characters for text response.

Crime Incident Report (Adults and Youth)

Box ID: CIR_START

PROGRAMMER NOTE: BEGIN CIR LOOP (CIR_START through NA_BOX3). Prioritize most serious incident first, then the most recent incident within most serious. If some incidents with dates are provided and others are missing a date, prioritize those with a date first. CONTINUE LOOPING THROUGH CIRs UNTIL ALL INCIDENTS HAVE BEEN ASKED ABOUT.

PRIORITIZATION OF SERIOUSNESS

S_SA - Unwanted sexual contact
 S_A - Attack
 S_ATA - Attack or threatened attack
 S_TA - Threatened Attack
 S_BI - Break in
 S_MV - Motor vehicle theft
 S_T - Theft
 S_MVP - Motor vehicle part or gas theft
 S_V - Vandalism

NOTE: IF S_AT IS THE ONLY FLAG SET FOR AN INCIDENT, ONLY NARRATIVE WILL BE COLLECTED. AN INCIDENT REPORTED IN S_08A, DOES NOT QUALIFY FOR A CIR.

ROUTING INSTRUCTIONS: If no CIR exists, go to PC9_INTRO. Else, go to IN1.

Display text on each screen in CIR for this incident in bold, including month/year and short text description of screener item: Display format - Incident: April, 2018 ⇒ { Description}

Display Description as follows and use comma separators and "or" as needed:

If S_MV = 1, display "Motor vehicle theft or attempted theft".
 If S_MVP = 1, display "Motor vehicle parts or gas theft or attempted theft".
 If S_ATA = 1 and S_A != 1 and S_TA != 1, display "An attack, attempted attack, or threatened attack".
 If S_A = 1 and S_TA != 1 and S_ATA != 1, display "An attack or attempted attack".
 If S_TA = 1 and S_A != 1 and S_ATA != 1, display "Threatened attack".
 If S_A = 1 and S_TA = 1 and S_ATA != 1, display "An attack or threatened attack".
 If S_T = 1, display "Theft".
 If S_AT = 1, display "Attempted theft".
 If S_BI = 1, display "Break-in".
 If S_V = 1, display "Vandalism".
 If S_SA = 1, display "Unwanted sexual contact".

Question ID: IN1

The next questions are about the incident in {MONTH/YEAR} that involved: {DESCRIPTION OF INCIDENT FEATURES BASED ON CRIME FLAGS}

{If you don't recall particular details, or don't want to answer, you can skip any question by letting me know./The heading at the top of the screen will help remind you of the incident that the next questions ask about.

If you don't recall particular details, or don't want to answer, you can skip any questions by clicking the NEXT button.}

ASK Description: All respondents who reported an incident.

ASK Specification: IF (S_MV = 1 OR S_MVP = 1 OR S_T = 1 OR S_AT = 1 OR S_BI = 1 OR S_V = 1 OR (S_A = 1 OR S_TA = 1 OR S_ATA = 1) OR S_SA = 1).

Box ID: CIR_BOX1

If SVERSION = 1 and S_AT = 1 and S_SA != 1 and S_A != 1 and S_TA != 1 and S_ATA != 1 and S_BI != 1 and S_T != 1 and S_MV != 1 and S_MVP != 1 and S_V != 1, go to NA_BOX1.
 Else if SVERSION = 1, go to CIRINTRO.
 Else, go to CIR_BOX1B.

Box ID: CIR_BOX1B

For CIR2A - CIR2H, display 'Yes' and 'No' columns with options for each response category.

Question ID: CIR2

Just to confirm, did any of the following other things also happen as part of this incident {MONTH/YEAR OF INCIDENT}?

- 1 {Someone stole or tried to steal a vehicle}
- 2 {Someone stole or tried to steal vehicle parts or gas}
- 3 {Someone stole something{ else}}
- 4 {Someone tried to steal something{ else} but did not steal it}
- 5 {Someone broke in, or tried to break in to your property}
- 6 {Someone vandalized something of yours}
- 7 {Someone attacked or threatened to attack you}
- 8 {Someone had or tried to have sexual contact with you that you did not agree to and did not want to happen}

ASK Description: All respondents who reported an incident.

ASK Specification: IF SVERSION != 1 AND (S_MV = 1 OR S_MVP = 1 OR S_T = 1 OR S_AT = 1 OR S_BI = 1 OR S_V = 1 OR S_A = 1 OR S_TA = 1 OR S_ATA = 1 OR S_SA = 1).

PROGRAM: If CIR2A = 1, set S_MV = 1.

If CIR2B = 1, set S_MVP = 1.

If CIR2C = 1, set S_T = 1.

If CIR2D = 1, set S_AT = 1.

If CIR2E = 1, set S_BI = 1.

If CIR2F = 1, set S_V = 1.

If CIR2G = 1, set S_ATA = 1.

If CIR2H = 1, set S_SA = 1.

Box ID: CIR_BOX2

Programmer note: Refresh headers after setting new flags in CIR2.

Display text on each screen in CIR for this incident in bold, including month/year and short text description of screener item: Display format - Incident: April, 2018 ⇒ { Description}

Display Description as follows and use comma separators and "or" as needed:

If S_MV = 1, display "Motor vehicle theft or attempted theft".

If S_MVP = 1, display "Motor vehicle parts or gas theft or attempted theft".

If S_ATA = 1 and S_A != 1 and S_TA != 1, display "An attack, attempted attack, or threatened attack".

If S_A = 1 and S_TA != 1 and S_ATA != 1, display "An attack or attempted attack".

If S_TA = 1 and S_A != 1 and S_ATA != 1, display "Threatened attack".

If S_A = 1 and S_TA = 1 and S_ATA != 1, display "An attack or threatened attack".

If S_T = 1, display "Theft".

If S_AT = 1, display "Attempted theft".

If S_BI = 1, display "Break-in".

If S_V = 1, display "Vandalism".

If S_SA = 1, display "Unwanted sexual contact".

ROUTING INSTRUCTIONS:

If SVERSION = 2 and S_AT = 1 and S_SA != 1 and S_A != 1 and S_TA != 1 and S_ATA != 1 and S_BI != 1 and S_T != 1 and S_MV != 1 and S_MVP != 1 and S_V != 1, go to NA_BOX1.

Else if SVERSION = 2, GO TO CIRINTRO.

Question ID: CIRINTRO

Some of the next questions will refer to the "offender(s)," which means the person or people who did this to you.

ASK Description: All respondents who reported an incident.

ASK Specification: IF S_MV = 1 OR S_MVP = 1 OR S_T = 1 OR S_AT = 1 OR S_BI = 1 OR S_V = 1 OR (S_A = 1 OR S_TA = 1 OR S_ATA = 1) OR S_SA = 1.

Series Crimes

Box ID: SC_START

If SERIES = 1 FOR THIS INCIDENT, ASK SC1.
Else, go to SC_BOX1.

Question ID: SC1

Earlier, you said this type of thing happened to you more than once in the past 12 months.

{Did all of these incidents happen in the same place, did some of them happen in the same place, or did they all happen in different places?/Did all, some, or none of these incidents happen in the same place?}

- 1 All in the same place
- 2 Some in the same place
- 3 All in different places

ASK Description: Respondents who reported this type of incident more than once in the past 12 months.

ASK Specification: IF SERIES = 1.

Question ID: SC2

Were all of these incidents {done by the same offender, were some of them done by the same offender, or were they all done by different offenders/, some of them, or none of them done by the same offender(s)}?

- 1 All by same offender
- 2 Some by same offender
- 3 {All by different offenders/None by same offender}

ASK Description: Respondents who reported this type of incident more than once in the past 12 months.

ASK Specification: IF SERIES = 1.

Question ID: SC3

The rest of the questions will now ask you to focus on the most recent time this happened{, in {MONTH/YEAR}}.

ASK Description: Respondents who reported this type of incident more than once in the past 12 months.

ASK Specification: IF SERIES = 1.

Box ID: SC_BOX1

If this incident involved unwanted sexual contact, go to SA_START.
 Else, if this incident involved an attack or threatened attack with or without a weapon, go to A_START.
 Else, if this incident involved theft or attempted theft of a motor vehicle, go to MV_START.
 Else, if this incident involved a break-in or attempted break-in, go to BI_START.
 Else, if this incident involved theft, go to T_START.
 Else, if this incident did not involve theft or attempted theft of a motor vehicle but involved theft or attempted theft of a motor vehicle parts or gas, go to MV_START.
 Else, if this incident involved vandalized property, go to V_START.

IF S_SA = 1, GO TO SA_START.
 ELSE, IF S_A = 1 OR S_TA = 1 OR S_ATA = 1, GO TO A_START.
 ELSE, IF S_MV = 1, GO TO MV_START.
 ELSE, IF S_BI = 1, GO TO BI_START.
 ELSE, IF S_T = 1, GO TO T_START.
 ELSE, IF S_MV != 1 AND S_MVP = 1, GO TO MV_START.
 ELSE, IF S_V = 1, GO TO V_START.

What Happened: Module SV – Unwanted Sexual Contact

Box ID: SA_START
Respondents with S_SA = 1 are asked this module.

Question ID: PNSA1a
<p>Earlier, you said someone had or tried to have unwanted sexual contact with you during the incident {in {MONTH/YEAR}/in the past 12 months}.</p> <p>These questions are about what specific things you did not want to happen during the incident. It may seem like you've already answered these questions, but we want to understand clearly what happened. Some of the language is explicit; it's important that the questions be asked this way so that you understand what we mean.</p> <p>ASK Description: Respondents who reported unwanted sexual contact in this incident.</p> <p>ASK Specification: IF S_SA = 1.</p>

Question ID: SA_0
<p>In this incident, did someone have unwanted sexual contact with you, such as touching, groping, or penetration, including making you do these things to them?</p> <p>1 Yes</p> <p>2 No</p> <p>ASK Description: Respondents who reported unwanted sexual contact in this incident.</p> <p>ASK Specification: IF S_SA = 1.</p> <p>PROGRAM: ROUTING INSTRUCTIONS: If SA_0 = 1, go to SA_1. Else, if SA_0 = 2, go to SA_BOX3. Else, go to A_START.</p>

Box ID: SA_BOX1
For SA_1A – SA_1D, display 'Yes' and 'No' columns with options for each response category.

Question ID: SA_1

In this particular incident, ...

- 1 Did you have unwanted vaginal sex{ with a woman}?
- 2 Did you have unwanted oral or anal sex? ({READ IF NEEDED: }Oral sex means that someone put their mouth or tongue on a vagina, anus or penis. Anal sex is a man or boy putting his penis in someone else's anus.)
- 3 Was there unwanted penetration of sexual body parts with a finger or object?
- 4 Was there unwanted sexual contact, such as touching or kissing of sexual body parts, or grabbing, fondling, or rubbing up against you in a sexual way?

ASK Description: Respondents who reported unwanted sexual contact in this incident.

ASK Specification: IF SA_0 = 1.

PROGRAM: ROUTING INSTRUCTIONS: If SA_1A = 1 or SA_1B = 1 or SA_1C = 1 or SA_1D = 1, go to SA_1F.
Else, go to SA_BOX2B.

Question ID: SA_1F

You said that there was {unwanted vaginal sex}{,} {unwanted oral or anal sex}{,} {unwanted penetration with a finger or object} {and} {unwanted sexual touching} that you did not want to happen. Did the offender penetrate or touch your sexual body parts, were you forced to penetrate or touch the offender's sexual body parts, or did both happen?

- 1 The offender penetrated or touched you
- 2 You were forced to penetrate or touch the offender
- 3 Both

ASK Description: Respondents who reported any unwanted vaginal, oral or anal sex, unwanted penetration with a finger or object, or unwanted sexual touching as part of this incident.

ASK Specification: IF SA_1A = 1 OR SA_1B = 1 OR SA_1C = 1 OR SA_1D = 1.

Box ID: SA_BOX2

For SA_2A – SA_2D, display 'Yes' and 'No' columns with options for each response category.

Question ID: SA_2

During {this/the} incident...

- 1 Did the offender use physical force, such as holding or pinning you, hitting or kicking you, or using a weapon?
- 2 Did the offender threaten to physically hurt you or someone close to you?
- 3 Were you blacked out, unconscious, or asleep?
- 4 Were you unable to consent because you were too drunk or high?

ASK Description: Respondents who reported any unwanted vaginal, oral or anal sex, unwanted penetration with a finger or object, or unwanted kissing or sexual touching as part of this incident.

ASK Specification: IF SA_1A = 1 OR SA_1B = 1 OR SA_1C = 1 OR SA_1D = 1.

PROGRAM: ROUTING INSTRUCTIONS: If (SA_1A = 1 or SA_1B = 1 or SA_1C = 1) and (SA_2A = 2, -9 and SA_2B = 2, -9 and SA_2C = 2, -9 and SA_2D = 2, -9), go to SA_2F.

Else, if (SA_1A = 1 or SA_1B = 1 or SA_1C = 1) and (SA_2A = 1 or SA_2B = 1 or SA_2C = 1 or SA_2D = 1), go to A_START.

Else, if SA_1D = 1 and SA_2A = 2, -9 and SA_2B = 2, -9 and SA_2C = 2, -9, go to SA_2E.

Else, go to SA_BOX3.

Question ID: SA_2E

During {this/the} incident, did the offender forcibly touch or kiss your sexual body parts, or forcibly touch, grab, fondle, or rub up against you in a sexual way?

- 1 Yes
- 2 No

ASK Description: Respondents who reported unwanted kissing or sexual touching, without force or threats, while conscious.

ASK Specification: IF SA_1A = 2, -9 AND SA_1B = 2, -9 AND SA_1C = 2, -9 AND SA_1D = 1.

PROGRAM: ROUTING INSTRUCTIONS: If SA_2A = 2, -9 and SA_2B = 2, -9 and SA_2C = 2, -9 and SA_2D = 2, -9 and SA_2E = 2, -9, go to SA_2F.

Else, go to SA_BOX2B.

Question ID: SA_2F

Did the offender use some other type of pressure, such as threatening to cause financial or other problems for you, threatening to break up with you, threatening to hurt your reputation, or promising rewards?

- 1 Yes
- 2 No

ASK Description: Respondents who reported unwanted kissing or sexual touching, without force.

ASK Specification: IF (SA_1A = 1 OR SA_1B = 1 OR SA_1C = 1 OR SA_1D = 1) AND SA_2A = 2, -9 AND SA_2B = 2, -9 AND SA_2C = 2, -9 AND SA_2D = 2, -9 AND SA_2E != 1.

Box ID: SA_BOX2B

Respondents who reported unwanted vaginal sex, unwanted oral sex, or unwanted penetration of sexual body parts with a finger or object in this incident, go to A_START. Else, go to SA_BOX3.

IF SA_1A = 1 or SA_1B = 1 or SA_1C = 1, go to A_START. Else, go to SA_BOX3.

Box ID: SA_BOX3

For SA_3A – SA_3D, display 'Yes' and 'No' columns with options for each response category.

Question ID: SA_3

Did the offender physically TRY to do, or make you do, any of the following, BUT NOT ACTUALLY DO IT?

- 1 {Have vaginal sex{ with a woman}{?}}
- 2 {Did the offender physically try to, or make you, have oral or anal sex?/Have oral or anal sex} {{READ IF NEEDED: }Oral sex means that someone put their mouth or tongue on a vagina, anus or penis. Anal sex is a man or boy putting his penis in someone else's anus.)}
- 3 {Did the offender physically try to sexually penetrate you with a finger or object or make you penetrate them with your finger or an object?/Sexually penetrate you with a finger or object or make you penetrate them with your finger or an object}
- 4 {Did the offender physically try to, or make you, touch or kiss sexual body parts?/Touch or kiss sexual body parts}

ASK Description: Respondents who reported that someone did not have unwanted sexual contact with them as part of this incident, or reported the incident did not involve unwanted vaginal sex, unwanted oral or anal sex, or unwanted penetration of sexual body parts with a finger or object.

ASK Specification: IF SA_0 = 2 OR (SA_1A != 1 AND SA_1B != 1 AND SA_1C != 1).

PROGRAM: ROUTING INSTRUCTIONS: If SA_3A = 1 or SA_3B = 1 or SA_3C = 1, go to SA_BOX4.

Else, go to SA_3E.

Question ID: SA_3E

Did the offender verbally THREATEN to have vaginal sex, have oral or anal sex, or have sexual penetration with a finger or object when you did not want it to happen?

- 1 Yes
- 2 No

ASK Description: Respondents who did NOT report that the offender tried to perform unwanted vaginal sex, oral or anal sex, or penetration with finger or object.

ASK Specification: IF SA_3A = 2, -9 AND SA_3B = 2, -9 AND SA_3C = 2, -9.

PROGRAM: ROUTING INSTRUCTIONS: IF SA_3D = 2, -9 AND SA_3E = 2, -9, GO TO SA_3F. ELSE, GO TO SA_BOX4.

Question ID: SA_3F

Did the offender threaten to, or threaten to make you, touch or kiss sexual body parts when you did not want it to happen?

- 1 Yes
- 2 No

ASK Description: Respondents who did NOT report that the offender tried to perform unwanted vaginal sex, oral or anal sex, penetration with finger or object, or groping/touching and did not report a verbal threat of penetration.

ASK Specification: IF SA_3A = 2, -9 AND SA_3B = 2, -9 AND SA_3C = 2, -9 AND SA_3D = 2, -9 AND SA_3E = 2, -9.

PROGRAM: ROUTING INSTRUCTIONS: IF SA_3F = 2, -9 GO TO SA_4D.
ELSE, GO TO SA_BOX4.

Box ID: SA_BOX4

For SA_4A_a - SA_4A_c, display 'Yes' and 'No' columns with options for each response category.

Question ID: SA_4A

You said that the offender {tried to/threatened to} have unwanted sexual contact with you when you did not want it to happen.

- 1 Did the offender use physical force, such as holding or pinning you, hitting or kicking you, or using a weapon, in doing this?
- 2 Did the offender threaten to physically hurt you or someone close to you?
- 3 Did the offender {try/threaten} to do it while you were blacked out, asleep, unconscious, or unable to consent because you were high on alcohol or drugs?

ASK Description: Respondents who reported the offender tried or threatened unwanted vaginal sex, oral or anal sex, penetration with finger or object, or kissing or sexual touching.

ASK Specification: IF SA_3A = 1 OR SA_3B = 1 OR SA_3C = 1 OR SA_3D = 1 OR SA_3E = 1 OR SA_3F = 1.

PROGRAM: ROUTING INSTRUCTIONS: If SA_3E = 1 or SA_3F = 1 or (SA_4a_b = 1 and SA_4A_a != 1 and SA_4A_c != 1), go to SA_4C.

Else, if SA_4A_a = 2, -9 and SA_4A_b = 2, -9 and SA_4A_c = 2, -9, go to SA_4D.

Else, go to A_START.

Question ID: SA_4C

At the time, how likely did you think it was that the offender would actually act on their threat during {this/the} incident?

- 1 Very likely
- 2 Somewhat likely
- 3 Somewhat unlikely
- 4 Very unlikely

ASK Description: Respondents who reported the offender threatened unwanted vaginal sex, oral or anal sex, penetration with finger or object, or kissing or sexual touching and threatened to hurt someone but did not use physical force or try to do it when the respondent was unable to consent.

ASK Specification: IF SA_3E = 1 OR SA_3F = 1 OR (SA_4A_b = 1 and SA_4A_a != 1 and SA_4A_c != 1).

Question ID: SA_4Ca

Were you threatened face to face, by phone or text, online (such as by email or social media), or in some other way? *(Mark all that apply.)*

- 1 Face to face
- 2 By phone or text
- 3 Online (email or social media)
- 4 Some other way

ASK Description: Respondents who reported the offender threatened unwanted vaginal sex, oral or anal sex, penetration with finger or object, or kissing or sexual touching and threatened to hurt someone but did not use physical force or try when the respondent was unable to consent.

ASK Specification: IF SA_3E = 1 OR SA_3F = 1 OR (SA_4A_b = 1 AND SA_4A_a = 2, -9 AND SA_4A_c = 2, -9).

PROGRAM: ROUTING INSTRUCTIONS:

If SA_4Ca1 != 1 and S_A != 1 and S_TA != 1 and S_ATA = 1 and S_MV != 1 and S_MVP != 1 and S_T != 1 and S_AT != 1 and S_BI != 1 and S_V != 1, go to NA_BOX1.
Else, go to A_START.

Question ID: SA_4D

How did the offender [try/threaten] to do something to you?

- 1 TEXT RESPONSE _____

ASK Description: Respondents who did not report or refused to report whether the offender threatened to touch or kiss sexual body parts or threatened unwanted vaginal sex, oral or anal sex, penetration with finger or object, or kissing or sexual touching without using physical force, threatening to hurt someone, or try when the respondent was unable to consent.

ASK Specification: IF SA_3F = 2, -9 OR (SA_4A_a = 2, -9 AND SA_4A_b = 2, -9 AND SA_4A_c = 2, -9).

PROGRAM: Display text field, max character length = 1000.

What Happened: Module A – Attack/Threatened Attack

Box ID: A_START

Respondents with S_A = 1 or S_TA = 1 or S_ATA = 1 or S_SA=1 are asked this module.

ROUTING INSTRUCTIONS: IF S_SA=1, GO TO SA11.
ELSE IF S_06D = NULL AND (S_TA= 1 OR S_ATA = 1), go to A0.
Else, go to A1.

Question ID: A0

Did someone actually attack you, try to attack you, or threaten to attack you during this incident?

- 1 Attacked / Tried to attack
- 2 Threatened to attack

ASK Description: Respondents who reported being attacked, with or without a weapon, or threatened with attack, and did not report unwanted sexual contact for this incident.

ASK Specification: IF S_06D = NULL AND (S_TA = 1 OR S_ATA = 1).

PROGRAM: If A0 = 1, set S_A = 1.

ROUTING INSTRUCTIONS: If A0 = 2, go to A8. Else, if A0 = 1, go to A1.
Else, go to CI_START.

Question ID: A8

{Were you threatened face to face, by phone or text, online (such as by email or social media), or in some other way/How were you threatened}? (Mark all that apply.)

- 1 Face to face
- 2 By phone or text
- 3 Online (email or social media)
- 4 Some other way Specify: _____

ASK Description: Respondents who reported being threatened with attack, with or without a weapon, or threatened with attack, or reported unwanted sexual contact for this incident.

ASK Specification: IF A0 = 2.

PROGRAM: Display text box and allow 250 character text response.

If A8a = 1, set S_TA = 1.

ROUTING INSTRUCTIONS: If A8a = 1, go to A1.

Else, If A8a !=1 and (S_MV != 1 and S_MVP != 1 and S_T != 1 and S_BI != 1 and S_V != 1), go to NA_BOX1.

Else, go to CI_START.

Question ID: SA11

The next questions ask whether a weapon was used during this incident.

ASK Description: Respondents who reported unwanted sexual contact as part of this incident.

ASK Specification: IF S_SA = 1.

Question ID: A1

{You said someone {attacked or tried to attack you}{threatened to attack you} during {this/the} incident {in {MONTH}}/{in the past 12 months}.} {Just to confirm, did/Did} the offender(s) have a weapon such as a gun or knife, or something to use as a weapon, such as a baseball bat, scissors, or a stick?

- 1 Yes
- 2 No

ASK Description: Respondents who reported being attacked or threatened with attack or unwanted sexual contact as part of this incident.

ASK Specification: IF A0 = 1 OR A8a = 1 OR S_SA=1.

PROGRAM: ROUTING INSTRUCTIONS: If A1 = 1, go to A2.
 Else if A1 != 1 and (SA_2A = 1 or SA_2E = 1 or SA_4A_a = 1), go to A_BOX3.
 Else if S_SA=1 and (S_T = 1 or S_AT = 1), go to CI_START.
 Else if S_SA=1 and S_T != 1 and S_AT != 1, go to A10.
 Else, go to A3.

Question ID: A2

What was the weapon? (*Mark all that apply.*)

- 1 A GUN
- 2 A KNIFE
- 3 SOME OTHER SHARP OBJECT, SUCH AS SCISSORS
OR AN AXE
- 4 A BLUNT OBJECT, SUCH AS A ROCK OR BAT
- 5 SOMETHING ELSE - Specify - _____

ASK Description: Respondents who reported being attacked or threatened with attack with a weapon.

ASK Specification: IF A1 = 1.

PROGRAM: Display text box and allow 250 character text response.
 ROUTING INSTRUCTIONS: If A2_1 = 1, go to A2a.
 Else if A2_2 = 1 or A2_3 = 1, go to A_BOX2.
 Else if (SA_2A !=1 and SA_2E != 1 and SA_4A_a != 1 and S_A !=1 and S_TA !=1) and (S_T = 1 or S_AT = 1), go to CI_START.
 Else if (SA_2A !=1 and SA_2E != 1 and SA_4A_a != 1 and S_A !=1 and S_TA !=1) and S_T != 1 and S_AT != 1, go to A10.
 Else, go to A3.

Question ID: A2a

Was it a handgun or some other kind of gun, such as a rifle or shotgun?

- 1 Hand gun/pistol/revolver
- 2 Some other kind of gun/rifle/shotgun

ASK Description: Respondents who reported being attacked or threatened with attack with a gun.

ASK Specification: IF A2_1 = 1.

Box ID: A_BOX1

For A2b_a – A2b_d, display 'Yes' and 'No' columns with options for each response category.

Question ID: A2b

Did the offender(s):

- 1 Shoot you
- 2 Shoot at you, but miss
- 3 Hit you with the gun
- 4 Show you a gun or point a gun at you

ASK Description: Respondents who reported being attacked or threatened with attack with a gun.

ASK Specification: IF A2_1 = 1.

PROGRAM: ROUTING INSTRUCTIONS: If (A2b_a = 1 or A2b_c = 1) and (S_T = 1 or S_AT = 1), go to CI_START.

Else if (A2b_a = 1 or A2b_c = 1) and S_T != 1 and S_AT != 1, go to A10.

Else if A2_2 = 1 or A2_3 = 1, go to A_BOX2.

Else if (SA_2A != 1 and SA_2E != 1 and SA_4A_a != 1 and S_A != 1 and S_TA != 1) and (S_T = 1 or S_AT = 1), go to CI_START.

Else if (SA_2A != 1 and SA_2E != 1 and SA_4A_a != 1 and S_A != 1 and S_TA != 1) and S_T != 1 and S_AT != 1, go to A10.

Else, go to A3.

Box ID: A_BOX2

For A2c_a – A2c_b, display 'Yes' and 'No' columns with options for each response category.

Question ID: A2c

You said the offender(s) had a knife or other sharp object. Did the offender(s):

- 1 Stab or cut you?
- 2 Try to stab or cut you?

ASK Description: Respondents who reported being attacked or threatened with attack with a weapon that was not a gun.

ASK Specification: IF A2_2 = 1 or A2_3 = 1.

PROGRAM: ROUTING INSTRUCTIONS: If A2c_a = 1 and (S_T = 1 or S_AT = 1), go to CI_START.

Else if A2c_a = 1 and S_T != 1 and S_AT != 1, go to A10.

Else if SA_2A = 1 or SA_2E = 1 or SA_4A_a = 1, go to A_BOX3.

Else if (SA_2A != 1 and SA_2E != 1 and SA_4A_a != 1 and S_A != 1 and S_TA != 1) and (S_T = 1 or S_AT = 1), go to CI_START.

Else if (SA_2A != 1 and SA_2E != 1 and SA_4A_a != 1 and S_A != 1 and S_TA != 1) and S_T != 1 and S_AT != 1, go to A10.

Else, go to A3.

Question ID: A3

{In addition to trying to {shoot}/{stab or cut} you, did the offender(s) hit you, grab you, knock you down or attack you in any other way?/Did the offender(s) hit you, grab you, knock you down or attack you in any way?}

- 1 Yes
- 2 No

ASK Description: Respondents who reported being attacked or threatened with attack, with or without a weapon.

ASK Specification: IF (A0 = 1 OR A8a = 1) AND A2b_a != 1 AND A2b_c != 1 AND A2c_a != 1.

PROGRAM: ROUTING INSTRUCTIONS: If A3 = 1, go to A_BOX3.

Else, if A3 = 2 and (A2b_b = 1 or A2c_b = 1) and (S_T = 1 or S_AT = 1), go to CI_START.

Else, if A3 = 2 and (A2b_b = 1 or A2c_b = 1) and S_T != 1 and S_AT != 1, go to A10.

Else, go to A4.

Question ID: A4

Did the offender(s) TRY to hit you, grab you, knock you down or try to attack you in any way?

- | | |
|-------|----------|
| 1 Yes | GO TO A7 |
| 2 No | GO TO A5 |

ASK Description: Respondents who reported being attacked or threatened with attack and not being hit, grabbed, or knocked to the ground.

ASK Specification: IF A3 = 2 AND (A2b_b != 1 AND A2c_b != 1).

Question ID: A5

Did the offender(s) THREATEN to hit you, grab you, knock you down or threaten to attack you in any way?

- | | | |
|---|-----|----------|
| 1 | Yes | GO TO A7 |
| 2 | No | GO TO A6 |

ASK Description: Respondents who reported being attacked or threatened with attack and the offender(s) not trying to hit, grab, or knock the respondent to the ground.

ASK Specification: IF A4 = 2.

Question ID: A6

What did the offender do? {Anything else?} (*Mark all that apply.*)

- 1 Took something without your permission
- 2 Tried to or threatened to take something
- 3 Argued with you or used abusive language
- 4 Broke in or tried to break in to your home
- 5 Broke in or tried to break in to your vehicle
- 6 Damaged or destroyed your property
- 7 Something else _____

ASK Description: Respondents who reported being attacked or threatened with attack and the offender(s) not threatening to hit, grab, or knock the respondent to the ground.

ASK Specification: IF A5 = 2.

PROGRAM: Display text box and allow 250 character text response.

ROUTING INSTRUCTIONS: If (S_T = 1 or S_AT = 1), go to CI_START.

Else if S_T != 1 and S_AT != 1, go to A10.

Question ID: A7

{Did/How did} the offender(s) TRY or THREATEN to attack you{ by.../?} (Mark all that apply.)

- 1 Saying they would attack or kill you
- 2 {Threatening you with a weapon}
- 3 {Trying to attack you with a weapon other than gun, knife or sharp object}}
- 4 Throwing something at you
- 5 Following you or surrounding you
- 6 Trying to choke you
- 7 Trying to hit, slap, knock down, grab, hold, trip, jump, or push you
- 8 Something else _____

ASK Description: Respondents who reported being attacked or threatened with attack.

ASK Specification: IF A4 = 1 OR A5 = 1.

PROGRAM: Display text box and allow 250 character text response.

ROUTING INSTRUCTIONS: If (S_T= 1 or S_AT= 1), go to CI_START.

Else if S_T != 1 and S_AT != 1, go to A10.

Box ID: A_BOX3

For A9A - A9G, display 'Yes' and 'No' columns with options for each response category.

Question ID: A9

{Earlier you said the offender used physical force{ and had a weapon} during the incident.} Did the offender(s) {also} do any of the following?

- 1 Hit you, slap you, or knock you down
- 2 Grab, hold, trip, jump, or push you
- 3 Hit you with an object other than a gun
- 4 Throw something at you
- 5 Choke you
- 6 Do something else to attack you? Specify:

ASK Description: Respondent reported being attacked, with or without a weapon, or used force in having or trying to have sexual contact with them.

ASK Specification: IF (A2b_a != 1 AND A2b_c != 1 AND A2c_a != 1) AND ((SA_2A = 1 OR SA_2E = 1 OR SA_4A_a = 1) OR ((A2_2 = 1 OR A2_3 = 1) AND A2c_a != 1 AND (SA_2A = 1 OR SA_2E = 1 OR SA_4A_a = 1))) OR A3 = 1).

PROGRAM: Display text box and allow 250 character text response.

ROUTING INSTRUCTIONS: If (S_T= 1 or S_AT= 1), go to CI_START.

Else if S_T != 1 and S_AT != 1, go to A10.

Question ID: A10

Did the offender steal or try to steal something that belonged to you during {this/the} incident?

- 1 Yes, stole something
- 2 Yes, tried to steal something
- 3 No

ASK Description: Respondents with a sexual attack, attack, attempted attack, or face-to-face threatened attack who did not already report a theft or attempted theft.

ASK Specification: IF (S_A = 1 OR S_ATA = 1 OR S_TA = 1 OR S_SA = 1) AND (S_T != 1 AND S_AT != 1)

PROGRAM: If A10 = 1, set S_T = 1. If A10 = 2, set S_AT = 1.

Consequences I: Injury

Box ID: CI_START

Respondents with S_A = 1 or S_TA = 1 or S_ATA = 1 or S_SA = 1 are asked this module.

Question ID: CI_INTRO

{The next questions ask/This section asks} about any injuries you may have had during this incident.

ASK Description: Respondents who reported being attacked or someone tried to have unwanted sexual contact with them.

ASK Specification: IF S_A = 1 OR S_TA = 1 OR S_ATA = 1 OR S_SA = 1.

Question ID: CI1

During {this/the} incident, {besides being} {shot} {and/or} {stabbed}, were you physically injured in any {other} way? Injuries include things such as bruises, black eyes, cuts, broken bones or more serious injuries.

- 1 Yes
- 2 No

ASK Description: Respondents who reported being attacked or someone tried to have unwanted sexual contact with them.

ASK Specification: IF S_A = 1 OR S_TA = 1 OR S_ATA = 1 OR S_SA = 1.

PROGRAM: ROUTING INSTRUCTIONS: IF CI1 = 1, go to CI_BOX0.
Else, go to CI_BOX1.

Box ID: CI_BOX0

Go to CI2.

Question ID: CI2

{How were you injured? Any other injury?/Were you injured in any of these ways?} (Mark all that apply.)

- 1 Broken or cracked bones
- 2 Broken nose
- 3 Dislocated joints
- 4 A concussion
- 5 Knocked unconscious
- 6 {Injury from sexual intercourse, such as to vagina or anus}
- 7 {Other internal injuries, such as internal bleeding or damage to internal organs}
- 8 Some other way Specify:

ASK Description: Respondents who reported being injured during the incident.

ASK Specification: IF CI1 = 1.

PROGRAM: Display text box and allow 250 character text response.

ROUTING INSTRUCTIONS: If CI2_8 = 1 or (CI2_1 = -9 and CI2_2 = -9 and CI2_3 = -9 and CI2_4 = -9 and CI2_5 = -9 and CI2_6 = -9 and CI2_7 = -9 and CI2_8 = -9), go to CI2a.

Else, if 12 <= UT_AGE <= 55 and CI1 = 1 and (A3 = 1 or SA_1A = 1 or SA_1B = 1 or SA_1C = 1 or SA_1D = 1 or SA_1E = 1), go to CI3.

Else, go to CI6.

Question ID: CI2a

Were you injured in any of these other ways? (Mark all that apply.)

- 1 Bruising, swelling, welts, black eye
- 2 Bite mark or bite wound
- 3 Cuts or scratches
- 4 Sore muscles, sprains, strains, pulls
- 5 Burns
- 6 Nose bleed or bloody lip
- 7 Broken, chipped, or lost teeth
- 8 Other (specify) _____

ASK Description: Respondents who reported being injured during the incident and reported being injured in some other way.

ASK Specification: IF CI1 = 1 AND (CI2_8 = 1 OR (CI2_1 = -9 AND CI2_2 = -9 AND CI2_3 = -9 AND CI2_4 = -9 AND CI2_5 = -9 AND CI2_6 = -9 AND CI2_7 = -9 AND CI2_8 = -9)).

PROGRAM: Display text box and allow 250 character text response.

Question ID: CI3

Did you face any other physical consequences as a result of this victimization?

- 1 Yes (Specify) _____
- 2 No

ASK Description: Respondents who reported being injured during the incident and reported being injured in some other way.

ASK Specification: IF CI1 = 1 AND (CI2_8 = 1 OR (CI2_1 = -9 AND CI2_2 = -9 AND CI2_3 = -9 AND CI2_4 = -9 AND CI2_5 = -9 AND CI2_6 = -9 AND CI2_7 = -9 AND CI2_8 = -9)).

PROGRAM: Display text box and allow 250 character text response.

ROUTING INSTRUCTIONS: If UT_RESP_GENDER = 2 and 12 <= UT_AGE <= 55 and CI1 = 1 and (A3 = 1 or SA_1A = 1 or SA_1B = 1 or SA_1C = 1 or SA_1D = 1 or SA_1E = 1), go to CI3a.

Else, go to CI6.

Question ID: CI3a

Were you pregnant at the time?

- 1 Yes
- 2 No

ASK Description: Female respondents between ages 12 and 55 who reported being attacked or unwanted sexual contact.

ASK Specification: IF UT_RESP_GENDER = 2 AND 12 <= UT_AGE <= 55 and CI1 = 1 and (A3 = 1 or SA_1A = 1 or SA_1B = 1 or SA_1C = 1 or SA_1D = 1 or SA_1E = 1).

Question ID: CI6

Did you receive any care from a medical or dental professional as a result of {this/the} incident?

- 1 Yes GO TO CI7
- 2 No GO TO CI_BOX1

ASK Description: Respondents who reported being injured during this incident.

ASK Specification: IF CI1 = 1.

Question ID: CI7

Did you receive this care at the location where the incident happened, somewhere else, or both?

- 1 Only where the incident happened GO TO CI_BOX1
- 2 Only somewhere else GO TO CI7a
- 3 Both GO TO CI7a

ASK Description: Respondents who reported they received care from a medical or dental professional as a result of this incident.

ASK Specification: IF CI6 = 1.

Question ID: CI7a

Where did you receive this care? *(Mark all that apply.)*

- 1 AT YOUR HOME OR THE HOME OF A RELATIVE, FRIEND, OR NEIGHBOR
- 2 AT A HOSPITAL EMERGENCY ROOM (ER) OR AN EMERGENCY CLINIC
- 3 AT SOME OTHER KIND OF MEDICAL OR DENTAL PLACE
- 4 SOMEWHERE ELSE (specify) _____

ASK Description: Respondents who reported they received care from a medical or dental professional somewhere other than where the incident took place.

ASK Specification: IF CI7 = 2, 3.

PROGRAM: Display text box and allow 250 character text response.

ROUTING INSTRUCTIONS: If CI7aB = 1 or CI7aC = 1 or CI7aD = 1, go to CI8.

Else, go to CI_BOX1.

Question ID: CI8

Did you stay overnight in the hospital?

- 1 Yes
- 2 No

ASK Description: Respondents who reported they received care for the incident at a hospital emergency room or clinic, or some other kind of medical/dental place, or somewhere else.

ASK Specification: IF CI7aB = 1 OR CI7aC = 1 OR CI7aD = 1.

PROGRAM: ROUTING INSTRUCTIONS: IF CI8 = 1, go to CI9.

Else, if CI6 = 1, go to CI10.

Else, go to CI_BOX1.

Question ID: CI9

How many nights did you stay in the hospital?

- 1 |__|__| nights

ASK Description: Respondents who stayed overnight at the hospital.

ASK Specification: IF CI8 = 1.

PROGRAM: ROUTING INSTRUCTIONS: If CI6 = 1, go to CI10.

Else, go to CI_BOX1.

Question ID: CI10

Have you had any out-of-pocket expenses for your medical or dental care that you do not expect to get paid back from insurance or some other source?

- | | | |
|---|------------|---------------|
| 1 | Yes | GO TO CI11 |
| 2 | No | GO TO CI_BOX1 |
| 3 | Don't know | GO TO CI_BOX1 |

ASK Description: Respondents who received care for the incident and stayed at the hospital overnight.

ASK Specification: IF CI6 = 1 AND CI8 = 1.

Question ID: CI11

How much were these out-of-pocket expenses?

- 1 Less than \$100
- 2 \$100 to less than \$500
- 3 \$500 to less than \$1000
- 4 \$1000 to less than \$5000
- 5 \$5000 or more

ASK Description: Respondents who reported out of pocket expenses for this incident.

ASK Specification: IF CI10 = 1.

Box ID: CI_BOX1

If this incident involved theft or attempted theft of a motor vehicle, go to MV_START.
 Else, if this incident involved a break-in or attempted break-in, go to BI_START.
 Else, if this incident involved theft or attempted theft, go to T_START.
 Else, if this incident did not involve theft or attempted theft of a motor vehicle but involved theft or attempted theft of motor vehicle parts or gas, go to MV_START.
 Else, if this incident involved vandalized property, go to V_START.

IF S_MV = 1, GO TO MV_START.
 ELSE, IF S_BI = 1, GO TO BI_START.
 ELSE, IF S_T = 1 OR S_AT = 1, GO TO T_START.
 ELSE, IF S_MV != 1 AND S_MVP = 1, GO TO MV_START.
 ELSE, IF S_V = 1, GO TO V_START.

What Happened: Module MV – Motor Vehicle Theft/Parts Theft/Attempted Theft

Box ID: MV_START

Respondents with S_MV = 1 or S_MVP = 1 are asked this module.

If S_MV = 1 and (S_01B1 = 1 and S_01B2 = 1), go to MV1a.

Else, if S_MV = 1, go to MV2a.

Else, if S_MVP = 1 and (S_02A1 = 1 OR S_02A2 = 1) and S_02A3 = 1, go to MV1b.

Else, if S_MVP = 1, go to MV2b.

Else, go to MV_BOX1.

Question ID: MV1a

You said someone stole or tried to steal a vehicle or used it without permission during {this/the} incident{ in {MONTH}}. Did the offender(s) actually take the vehicle?

1 Yes

2 No

ASK Description: Respondents who reported someone stole or tried to steal a vehicle.

ASK Specification: IF S_MV = 1 AND (S_01B1 = 1 AND S_01B2 = 1).

PROGRAM: ROUTING INSTRUCTIONS: If MV1a = -9, go to MV_BOX1.

Question ID: MV2a

{You said someone {stole a vehicle or used it without permission/tried to steal a vehicle} during {this/the} incident{ in {MONTH}}.} Who did the vehicle belong to?

1 You

2 Someone else you live with

3 Both you and someone else you live with

4 Someone you don't live with

5 Other _____

ASK Description: Respondents who reported someone stole or tried to steal a vehicle.

ASK Specification: IF S_MV = 1 OR MV1a = 1, 2.

PROGRAM: Display text box and allow 250 character text response.

ROUTING INSTRUCTIONS:

If S_MVP = 2 and (S_02A1 = 1 or S_02A2 = 1) and S_02A3 = 1, go to MV1b.

Else, if S_MVP = 2, go to MV2b.

Else, if S_MV = 1 and MV1a != 2, go to MV3.

Else, go to MV_BOX1.

Question ID: MV1b

You said someone stole or tried to steal vehicle parts or gas during {this/the} incident{ in {MONTH}}. Did the offender(s) actually take any vehicle parts or gas?

- 1 Yes
- 2 No

ASK Description: Respondents who reported someone stole or tried to steal vehicle parts.

ASK Specification: IF S_MVP = 1 AND (S_02A1 = 1 OR S_02A2 = 1) AND S_02A3 = 1.

Question ID: MV2b

{You said someone stole or tried to steal vehicle parts or gas during {this/the} incident{ in {MONTH}}.} Who did the vehicle parts or gas belong to?

- 1 You
- 2 Someone else you live with
- 3 Both you and someone else you live with
- 4 Someone you don't live with
- 5 Other _____

ASK Description: Respondents who reported someone stole or tried to steal vehicle parts.

ASK Specification: IF S_MVP = 1.

PROGRAM: Display text box and allow 250 character text response.

ROUTING INSTRUCTIONS:

If S_MV = 1 and (MV1a = 1 or MV1a = NULL (was not asked)), go to MV3.

Else, go to MV_BOX1.

Question ID: MV3

Did anyone ever tell the offender(s) they could use the vehicle?

- 1 Yes GO TO MV4
- 2 No GO TO MV_BOX1

ASK Description: Respondents who reported someone stole or tried to steal a vehicle and did not report the vehicle was not actually stolen or refuse to report whether or not the vehicle was actually stolen.

ASK Specification: IF S_MV = 1 AND MV1a != 2,-9.

Question ID: MV4

Did the offender(s) return the vehicle?

- 1 Yes
- 2 No

ASK Description: Respondents who reported anyone told the offender they could use the vehicle.

ASK Specification: IF MV3 = 1.

PROGRAM: ROUTING INSTRUCTIONS: If MV4 = 1 and S_MV = 1 and S_MVP != 1 and S_T != 1 and S_BI != 1 and S_V != 1 and S_A != 1 and S_TA != 1 and S_ATA != 1 and S_SA != 1, go to NA_BOX1.

Else, go to MV_BOX1.

Box ID: MV_BOX1

If this incident involved a break-in or attempted break-in and the break in module has not yet been completed, go to BI_START.

Else, if this incident involved theft and the theft module has not yet been completed, go to T_START.

Else, if this incident involved vandalized property, go to V_START.

Else, go to LO_INTRO.

IF S_BI = 1 AND BI1a = NULL, GO TO BI_START.

ELSE, IF S_T = 1 AND T2a_1 = NULL, GO TO T_START.

ELSE, IF S_V = 1, GO TO V_START.

ELSE, GO TO LO_INTRO.

What Happened: Module B – Break-ins

Box ID: BI_START

Respondents with S_BI = 1 are asked this module.

Box ID: BI_BOX1

For BI1a – BI1f, display 'Yes' and 'No' columns with options for each response category.

Question ID: BI1

You said someone broke in or tried to break in during {this/the} incident{ in {MONTH}}. Did someone break in or try to break into any of the following during this incident?

- 1 Your home?
- 2 A garage, shed, or other detached building on your property?
- 3 A second home or vacation home?
- 4 A hotel or motel room where you or someone you live with was staying?
- 5 A car or motor vehicle?
- 6 Some other place? Specify:

ASK Description: Respondents who reported a break-in.

ASK Specification: IF S_BI = 1.

PROGRAM: ROUTING INSTRUCTIONS: If BI1a = 1 OR BI1b = 1 OR BI1c = 1 OR BI1d = 1 OR BI1f = 1, go to BI2.
Else, go to BI_BOX2.

Question ID: BI2

{Excluding the motor vehicle, did/Did} the offender(s) actually get inside {any of these places}?

- 1 Yes
- 2 No

ASK Description: Respondents who reported a break-in of something other than a motor vehicle.

ASK Specification: IF BI1a = 1 OR BI1b = 1 OR BI1c = 1 OR BI1d = 1 OR BI1f = 1.

Question ID: BI3

Were there any signs that the offender(s) got in or tried to get in by force? *Signs of force include things like broken locks or windows.*

- | | |
|-------|---------------|
| 1 Yes | GO TO BI4 |
| 2 No | GO TO BI_BOX2 |

ASK Description: Respondents who reported a break-in of something other than a motor vehicle.

ASK Specification: IF BI1a = 1 OR BI1b = 1 OR BI1c = 1 OR BI1d = 1 OR BI1f = 1.

Question ID: BI4

What were these signs?{ Anything else?} (Mark all that apply.)

- 1 A window was damaged
- 2 A window screen was damaged or removed
- 3 A lock on a window was damaged or tampered with
- 4 There was some other damage to a window
- 5 A door was damaged
- 6 A screen door was damaged or removed
- 7 A lock or a door handle was damaged or tampered with
- 8 There was some other damage to a door
- 9 Something else _____

ASK Description: Respondents who reported a break-in with signs of force.

ASK Specification: IF BI3 = 1.

PROGRAM: Display text box and allow 250 character text response.

Box ID: BI_BOX2

If this incident involved theft, go to T_START.

Else, if this incident did not involve theft or attempted theft of a motor vehicle but involved theft or attempted theft of a motor vehicle parts or gas, go to MV_START.

Else, if this incident involved vandalized property, go to V_START.

Else, go to LO_INTRO.

IF S_T = 1, GO TO T_START.

ELSE, IF S_MV != 1 AND S_MVP = 1, GO TO MV_START.

ELSE, IF S_V = 1, GO TO V_START.

ELSE, GO TO LO_INTRO.

What Happened: Module T – Theft

Box ID: T_START

Respondents with S_T = 1 are asked this module.

Box ID: T_BOX1A

Go to T2a.

Question ID: T2a

You said someone stole something from you during {this/the} incident{ in {MONTH}}. What was stolen?{ Anything else?} (Mark all that apply.)

- 1 {CASH}
- 2 {CREDIT CARDS, A CHECK, OR BANK CARDS}
- 3 {A PURSE OR WALLET}
- 4 {A BACKPACK, BRIEFCASE, OR LUGGAGE}
- 5 {A CELL PHONE}
- 6 {A TABLET, A LAPTOP, OR OTHER PERSONAL ELECTRONICS}
- 7 {CLOTHING, FURS, OR SHOES}
- 8 {JEWELRY, A WATCH, OR KEYS}
- 9 {A TV, A COMPUTER, OR APPLIANCES}
- 10 {OTHER HOME FURNISHINGS, SUCH AS CHINA OR RUGS}
- 11 {A HANDGUN OR OTHER FIREARM}
- 12 {TOOLS, MACHINES, OR OFFICE EQUIPMENT}
- 13 {A BICYCLE OR BICYCLE PARTS}
- 14 {A GARDEN HOSE OR LAWN FURNITURE}
- 15 {TOYS, OR SPORTS AND RECREATION EQUIPMENT}
- 16 {SOMETHING YOU KEPT IN YOUR VEHICLE, SUCH AS A GPS DEVICE OR A PHONE CHARGER}
- 17 {A PACKAGE OR GROCERIES}
- 18 SOMETHING ELSE

ASK Description: Respondents who reported someone stole something.

ASK Specification: IF S_T = 1.

PROGRAM: ROUTING INSTRUCTIONS:

If T2a_18 = 1, go to T2b.

Else, if T2a_1 = 1 or T2a_3 = 1, go to T_BOX3.

Else, go to T4.

Question ID: T2b

You said someone stole or tried to steal something else from you during {this/the} incident{ in {MONTH}}}. What was stolen? (Mark all that apply.)

- 1 {CASH}
- 2 {CREDIT CARDS, CHECK, BANK CARDS}
- 3 {PURSE/WALLET}
- 4 {BACKPACK, BRIEFCASE, LUGGAGE}
- 5 {CELL PHONE}
- 6 {OTHER PERSONAL AND PORTABLE ELECTRONICS}
- 7 {CLOTHING, FURS, SHOES}
- 8 {JEWELRY, WATCH, KEYS}
- 9 {TV, COMPUTER, APPLIANCES}
- 10 {OTHER HOME FURNISHINGS (SILVER, CHINA, ART OBJECTS, FURNITURE, RUGS, ETC.)}
- 11 {HANDGUN OR OTHER FIREARM}
- 12 {TOOLS, MACHINES, OFFICE EQUIPMENT}
- 13 {BICYCLE OR PARTS}
- 14 {GARDEN HOSE OR LAWN FURNITURE}
- 15 {TOYS, SPORTS, RECREATION EQUIPMENT}
- 16 {UNATTACHED MOTOR VEHICLE ACCESSORIES (GPS DEVICE, PHONE CHARGERS, ETC.)}
- 17 {A PACKAGE OR GROCERIES}
- 18 SOMETHING ELSE Specify: _____

ASK Description: Respondents who reported someone stole something else.

ASK Specification: IF T2a_18 = 1.

PROGRAM: Display text box and allow 250 character text response.

ROUTING INSTRUCTIONS: If T2a_1 = 1 or T2a_3 = 1 or T2b_1 = 1 or T2b_3 = 1, go to T_BOX3.

Else, go to T4.

Box ID: T_BOX3

If respondent is less than 18 years old, go to T3a.

If respondent is 18 years old or older, go to T3b.

If UT_AGE < 18, go to T3a.

If UT_AGE >= 18, go to T3b.

Question ID: T3a

How much cash was taken? {READ RESPONSES UNTIL R SAYS YES.}

- 1 Less than 10 dollars
- 2 \$10 or more, but less than \$20
- 3 \$20 or more, but less than \$30
- 4 \$30 or more, but less than \$50
- 5 \$50 or more

ASK Description: Respondents who are less than 18 years old and reported cash or a wallet/purse was stolen.

ASK Specification: IF UT_AGE < 18 and (T2a_1 = 1 OR T2a_3 = 1 OR T2b_1 = 1 OR T2b_3 = 1 OR T2c_1 = 1 OR T2c_3 = 1).

Question ID: T3b

How much cash was taken? {READ RESPONSES UNTIL R SAYS YES.}

- 1 Less than 10 dollars
- 2 \$10 or more, but less than \$50
- 3 \$50 or more, but less than \$200
- 4 \$200 or more, but less than \$500
- 5 \$500 or more, but less than \$1,000
- 6 \$1,000 or more

ASK Description: Respondents who are 18 years old or older and reported cash or a wallet/purse was stolen.

ASK Specification: IF UT_AGE >= 18 and (T2a_1 = 1 OR T2a_3 = 1 OR T2b_1 = 1 OR T2b_3 = 1 OR T2c_1 = 1 OR T2c_3 = 1).

Question ID: T4

Who did the stolen property or money belong to?

- 1 {RESPONDENT/You}
- 2 {SOMEONE RESPONDENT LIVES WITH/Someone else you live with}
- 3 {BOTH RESPONDENT AND SOMEONE ELSE S/HE LIVES WITH/Both you and someone else you live with}
- 4 {SOMEONE RESPONDENT DOESN'T LIVE WITH/Someone you don't live with}
- 5 {OTHER/OTHER Specify: _____}

ASK Description: Respondents who reported someone stole or tried to steal something.

ASK Specification: IF S_T = 1 or S_AT = 1.

PROGRAM: Display text box and allow 250 character text response.

ROUTING INSTRUCTIONS: If T4 = 4 and S_SA != 1 and S_A != 1 and S_MV != 1 and S_MVP != 1 and S_TA != 1 and S_ATA != 1 and S_V != 1 and S_BI != 1, go to NA_BOX1.

Else, if T4 != 4 and (T2a_1 = 1 or T2a_3 = 1 or T2a_5 = 1 or T2b_1 = 1 or T2b_3 = 1 or T2b_5 = 1 or T2c_1 = 1 or T2c_3 = 1 or T2c_5 = 1), go to T5.

Else, if T4 != 4, go to T6.

Else, go to T_BOX2.

Question ID: T5

Was the {cash} {or} {purse or wallet} {or} {cell phone} on your person, such as in a pocket or being held?

- 1 Yes
- 2 No

ASK Description: Respondents who reported cash, a purse or wallet, or cell phone stolen.

ASK Specification: IF T4 != 4 AND (T2a_1 = 1 OR T2a_3 = 1 OR T2a_5 = 1 or T2b_1 = 1 or T2b_3 = 1 or T2b_5 = 1 or T2c_1 = 1 or T2c_3 = 1 or T2c_5 = 1).

Question ID: T6

Was there anything {else} the offender(s) took directly from you, such as from your pocket or hands, or something that you were wearing?

- 1 Yes
- 2 No

ASK Description: Respondents who reported someone stole something that does belong the respondent or someone the respondent live with.

ASK Specification: IF T4 != 4.

Box ID: T_BOX2

If this incident did not involve theft or attempted theft of a motor vehicle but involved theft or attempted theft of a motor vehicle parts or gas, go to MV_START.
Else, if this incident involved vandalized property, go to V_START.
Else, go to LO_INTRO.

IF S_MV != 1 AND S_MVP = 1, GO TO MV_START.
ELSE, IF S_V = 1, GO TO V_START.
ELSE, GO TO LO_INTRO.

What Happened: Module V – Vandalism

Box ID: V_START

Respondents with S_V = 1 (but no other screener flags = 1) are asked this module.

ROUTING INSTRUCTIONS: If S_V = 1 and S_A != 1 and S_TA != 1 and S_T != 1 and S_BI != 1 and S_SA != 1 and S_MV != 1 and S_MVP != 1 AND S_05A1 = 1, go to V1.
 Else, if S_V = 1 and S_A != 1 and S_TA != 1 and S_T != 1 and S_BI != 1 and S_SA != 1 and S_MV != 1 and S_MVP != 1 AND SOLO_HHM != 1, go to V3.
 Else, go to LO_INTRO.

Question ID: V1

You said someone damaged or destroyed your property during {this/the} incident{ in {MONTH}}. What kind of property did the offender damage or destroy?{ Anything else?}(Mark all that apply.)

- 1 A vehicle (including parts)
- 2 Something inside your home or apartment
- 3 A mailbox
- 4 Something outside of your home or apartment, such as doors, windows, or walls
- 5 Fences, walls, gates or items in a garden
- 6 A garage, shed, greenhouse or other structure on your property
- 7 An animal such as a pet or livestock
- 8 Other _____

ASK Description: Respondents who reported their property was damaged or destroyed and did not report any other incident type.

ASK Specification: IF S_V = 1 and S_A != 1 and S_TA != 1 and S_T != 1 and S_BI != 1 and S_SA != 1 and S_MV != 1 and S_MVP != 1 AND S_05A1 = 1.

PROGRAM: Display text box and allow 250 character text response.

Question ID: V2

What kind of damage did the offender do? *(Mark all that apply.)*

- 1 Broke glass, such as a window or mirror
- 2 Defaced something, such as painting graffiti, or keyed a car
- 3 Burned something
- 4 Drove into or ran over something with a vehicle
- 5 Broke or destroyed something else
- 6 {Injured or killed animals}
- 7 Other _____

ASK Description: Respondents who reported their property was damaged or destroyed and did not report any other incident type.

ASK Specification: IF S_V = 1 and S_A != 1 and S_TA != 1 and S_T != 1 and S_BI != 1 and S_SA != 1 and S_MV != 1 and S_MVP != 1 AND S_05A1 = 1.

PROGRAM: Display text box and allow 250 character text response.

Question ID: V3

{You said someone injured or killed an animal during {this/the} incident{ in {MONTH}}.} Did the offender attack or threaten anyone (else) who was living with you during {this/the} incident?

- 1 Yes
- 2 No

ASK Description: Respondents who reported their property was damaged or destroyed or someone injured or killed an animal and did not report any other incident type and is not in a single person household.

ASK Specification: IF S_V = 1 and S_A != 1 and S_TA != 1 and S_T != 1 and S_BI != 1 and S_SA != 1 and S_MV != 1 and S_MVP != 1 AND S_05A1 != 1 AND SOLO_HHM != 1.

Question ID: V4

Did the offender steal or try to steal something that belonged to anyone (else) who lived with you during {this/the} incident?

- 1 Yes
- 2 No

ASK Description: Respondents who reported their property was damaged or destroyed or someone injured or killed an animal and did not report any other incident type and is not in a single person household.

ASK Specification: IF S_V = 1 and S_A != 1 and S_TA != 1 and S_T != 1 and S_BI != 1 and S_SA != 1 and S_MV != 1 and S_MVP != 1 AND S_05A1 != 1 AND SOLO_HHM != 1.

Location Series

Question ID: LO_INTRO

The next questions ask about when and where {this/the} incident{ in {MONTH}} took place.

ASK Description: Respondents who reported an incident.

ASK Specification: IF S_MV = 1 or S_MVP = 1 or S_T = 1 or S_BI = 1 or S_V = 1 or S_A = 1 or S_TA = 1 or S_ATA = 1 or S_SA = 1.

Question ID: LO_T

About what time did the incident happen?

- 1 After 6am - 12 noon
- 2 After 12 noon - 3pm
- 3 After 3pm - 6pm
- 4 After 6pm - 9pm
- 5 After 9pm - midnight
- 6 After 12 midnight - 6am
- 7 During the day, but don't know what time
- 8 During the night, but don't know what time
- 9 Don't know whether day or night

ASK Description: Respondents who reported an incident.

ASK Specification: IF S_MV = 1 or S_MVP = 1 or S_T = 1 or S_BI = 1 or S_V = 1 or S_A = 1 or S_TA = 1 or S_ATA = 1 or S_SA = 1.

Box ID: LO_BOX1

Respondents who have lived at their current address less than 6 months, at least 6 months, but less than 1 year, or did not report how long they have lived at their current address, go to CIR1A.

Else, go to LO_BOX2.

If PC2 = 1, 2, -9 or PC1_YR < 1, go to CIR1A.

Else, go to LO_BOX2.

Question ID: CIR1A

Did this incident happen while you were living at your current address, or before you moved to this address?

- 1 While living at current address
- 2 Before moving to this address

ASK Description: Respondents who have lived at their current address less 6 months, at least 6 months, but less than 1 year, or did not report how long they have lived at their current address.

ASK Specification: IF PC2 = 1, 2, -9 or PC1_YR < 1.

Box ID: LO_BOX2

Respondents who reported a break in at a second home, a hotel or motel room, or some other place, go to LO_BOX4.
 Else, respondents who reported someone broke into or vandalized their vehicle, go to LO_1.
 Else, go to LO_BOX3.

If BI1c = 1 or BI1d = 1 or BI1f = 1, go to LO_BOX4.
 Else, if BI1e = 1 or V1_1 = 1 or S_MV = 1 or S_MVP = 1, go to LO_1.
 Else, go to LO_BOX3.

Question ID: LO_1

Where was the vehicle when this happened?{ (READ UNTIL RESPONDENT PICKS ONE)}

- 1 On your property, such as your driveway or garage
- 2 {In your building's garage or parking lot}
- 3 In some other garage or parking lot
- 4 On the street near where you live
- 5 On the street but not near where you live
- 6 Somewhere else

ASK Description: Respondents who reported someone broke into or vandalized their vehicle.

ASK Specification: IF BI1e = 1 OR V1_1 = 1 OR S_MV = 1 OR S_MVP = 1.

Box ID: LO_BOX3

If (LO_1 = 1, 2, 4 and CIR1A = 2) or LO_1 = 3, 5, 6, go to LO_BOX4.
 Else, if LO_1 = 1, 2, 4, go to PR_INTRO.
 Else, if S_MV != 1 and S_MVP != 1 and (S_T = 1 or S_BI = 1 or S_V = 1 or S_A = 1 or S_TA = 1 or S_ATA = 1 or S_SA = 1), go to LO_3.
 Else, go to PR_INTRO.

Question ID: LO_3

Where did {this/the} incident happen?

- 1 Inside your home
- 2 {In a common area where you live, such as a stairwell, hallway, or storage area}
- 3 On your porch, lawn, garage, or other part of {your/your building's} property
- 4 Inside somewhere else where you were staying overnight or longer
- 5 {At your place of work}
- 6 {At school, on school property, or on a school bus}
- 7 {In a campus building such as a classroom or a lab}
- 8 Somewhere else

ASK Description: Respondents whose incident does not involve theft of a motor vehicle or theft of motor vehicle parts.

ASK Specification: IF S_MV != 1 AND S_MVP != 1 AND (S_T = 1 or S_BI = 1 or S_V = 1 or S_A = 1 or S_TA = 1 or S_ATA = 1 or S_SA = 1).

Box ID: LO_BOX4

If LO_3 = 1, 2, 3 and CIR1A = 2, go to LO1_1.
 Else, if LO_3 = 1, 2, 3 and CSTUDENT = 1, go to LO_5a.
 Else, if LO_3 = 1, 2, 3, go to PR_INTRO.
 Else, go to LO1_1.

Question ID: LO1_1

Did this happen in the city, town or village where you live (now)?

- 1 Yes
- 2 No

ASK Description: Respondents who reported this incident occurred outside of their home or vehicle.

ASK Specification: If (LO_3 = 1, 2, 3 and CIR1A = 2) OR LO_3 != 1, 2, 3.

Box ID: LO_BOX5

If LO1_1 = 1 and LO_1 = 1, 2, 3, 4 and CSTUDENT = 1, go to LO_5a.
 Else, if LO1_1 = 1 and (LO_1 = 1, 2, 3, 4 or LO_3 = 1, 2, 3, 5), go to LO8.
 Else, if LO1_1 = 1 and LO_3 = 6, go to LO_BOX7.
 Else, if LO1_1 = 1 and LO_3 = 4, 8, go to LO2.
 Else, if LO1_1 = 1 and LO_3 = 7, go to LO_5a.
 Else, go to LO1_1a.

Question ID: LO1_1a

Did this happen in the U.S. or in another country?

- | | |
|----------------------|----------------|
| 1 In the U.S. | GO TO LO1_1b |
| 2 In another country | GO TO PR_INTRO |

ASK Description: Respondents who reported this incident did not happen in their home town.

ASK Specification: IF LO1_1 != 1.

Question ID: LO1_1b

Did this happen on an American Indian Reservation or on American Indian Lands?

- 1 Yes
- 2 No

ASK Description: Respondents who reported the incident occurred within the U.S.

ASK Specification: IF LO1_1a = 1.

Box ID: LO_BOX6

If LO_1 = 1, 2, 3, 4 and CSTUDENT = 1, go to LO_5a.
 Else, if LO_1 = 1, 2, 3, 4 or LO_3 = 1, 2, 3, 5, go to LO8.
 Else, if LO_3 = 6, go to LO3.
 Else, go to LO2.

Question ID: LO2

Which of the following BEST describes where this happened . . . { READ UNTIL RESPONDENT PICKS ONE.}

- 1 At, in, or near someone else's home
- 2 At a business, such as a store, restaurant, bar, or office building
- 3 At a public building, such as a hospital or library
- 4 In a parking lot or garage
- 5 In an open area, on the street, or on public transportation
- 6 Or somewhere else? (specify) _____

ASK Description: Respondents who reported this incident did not happen at home or at school.

ASK Specification: IF LO_1 != 1, 2, 3, 4 AND LO_3 != 1, 2, 3, 5, 6.

PROGRAM: Display text box and allow 250 character text response.

ROUTING INSTRUCTIONS: If LO2 = 2, go to LO2e.

Else, if (12 <= UT_AGE = 18 or CSTUDENT = 1) and LO_3 != 6, 7, go to LO_4.

Else, go to LO_BOX7.

Question ID: LO_4

Did {this/the} incident occur when you were on the way to or from school?

- | | |
|-------|-----------|
| 1 Yes | GO TO LO8 |
| 2 No | GO TO LO8 |

ASK Description: Respondents who are aged 12 to 18 or are a student and reported this incident did not happen at school or on campus.

ASK Specification: IF LO_1 != 1, 2, 3, 4 AND LO_3 != 1, 2, 3, 5, 6, 7 AND (12 <= UT_AGE = 18 OR CSTUDENT = 1).

Question ID: LO_2e

At what type of a business did {this/the} incident happen?

- | | | |
|---|------------------------------|-----------|
| 1 | A restaurant, bar, nightclub | GO TO LO8 |
| 2 | A bank | GO TO LO8 |
| 3 | A gas station | GO TO LO8 |
| 4 | A store or shopping mall | GO TO LO8 |
| 5 | An office | GO TO LO8 |
| 6 | A factory or warehouse | GO TO LO8 |
| 7 | Other (specify) _____ | GO TO LO8 |

ASK Description: Respondents who reported this incident happened at a business.

ASK Specification: IF LO2 = 2.

PROGRAM: Display text box and allow 250 character text response.

Box ID: LO_BOX7

If LO_3 = 6 and S_MV != 1, go to LO3.
Else, go to LO8.

Question ID: LO3

You said this happened at school. Did this happen inside a school building or somewhere else on school property (school parking area, play area, school bus, etc)?

- | | | |
|---|--|-----------|
| 1 | Inside a school building | GO TO LO4 |
| 2 | On school property outside the school building
(school parking area, play area, school bus, etc.) | GO TO LO8 |
| 3 | Other (specify) _____ | GO TO LO8 |

ASK Description: Respondents who reported this incident happened at school and did not involve a motor vehicle theft.

ASK Specification: IF S_MV != 1 AND LO_3 = 6.

PROGRAM: Display text box and allow 250 character text response.

Question ID: LO4

Was it your school?

- | | | |
|---|-----|-----------|
| 1 | Yes | GO TO LO8 |
| 2 | No | GO TO LO8 |

ASK Description: Respondents who reported the incident occurred inside a school building.

ASK Specification: IF LO3 = 1.

Question ID: LO_5a

Did this happen on a college or university campus?

- 1 Yes
- 2 No

ASK Description: Respondents who are students and reported their vehicle was broken into or vandalized on their property, in their building's garage or parking lot, in some other garage or parking lot, or on the street where they live or reported the incident occurred in their home, in a common area, or on their property.

ASK Specification: IF CSTUDENT = 1 AND (LO_1 = 1, 2, 3, 4 OR LO_3 = 1, 2, 3).

PROGRAM: ROUTING INSTRUCTIONS: If LO_5a = 1, go to LO_5.

Else, if (LO_3 = 1, 2, 3 and CIR1A = 2) or LO_3 != 1, 2, 3, go to LO8.

Else, go to PR_BOX1.

Question ID: LO_5

Where did this happen?

- 1 In or on the property of a residence hall or dorm
- 2 In or on the property of a fraternity or sorority house
- 3 In or on the property of other residential housing around the university
- 4 Somewhere else on campus

ASK Description: Respondents who reported this incident occurred on a college or university campus.

ASK Specification: IF CSTUDENT = 1 AND (LO_1 = 1, 2, 3, 4 OR LO_3 = 1, 2, 3) AND LO_5a = 1.

Question ID: LO8

How far from your home was it . . .

- 1 A mile or less
- 2 More than a mile up to five miles
- 3 More than 5 miles up to fifty miles
- 4 More than 50 miles

ASK Description: Respondents who reported this incident occurred outside of their home or vehicle.

ASK Specification: IF (LO_3 = 1, 2, 3 and CIR1A = 2) OR LO_3 != 1, 2, 3.

Presence Series

Box ID: PR_BOX1

Respondents who reported an incident that involved unwanted sexual contact or an attack of any kind, go to VO_INTRO.
Else, go to PR_INTRO.

If S_SA = 1 or S_A = 1 or S_AT = 1 or S_ATA = 1, go to VO_INTRO.
Else, go to PR_INTRO.

Question ID: PR_INTRO

The next questions ask about who was there when {this/the} incident{ in {MONTH}} took place.

ASK Description: Respondents who did not report an incident that involved unwanted sexual contact or an attack of any kind.

ASK Specification: IF S_SA != 1 AND S_A != 1 AND S_AT != 1 AND S_ATA != 1.

Question ID: PR1

Did you{ or anyone you live with} see, hear, or have any contact with the offender(s) as the incident was happening?

- 1 Yes
- 2 No

ASK Description: Respondents who did not report an incident that involved unwanted sexual contact or an attack of any kind.

ASK Specification: IF S_SA != 1 AND S_A != 1 AND S_AT != 1 AND S_ATA != 1.

PROGRAM: ROUTING INSTRUCTIONS: If PR1 = 1 and SOLO_HHM != 1, go to PR2.
Else, go to VO_INTRO.

Question ID: PR2

Who saw, heard, or had contact with the offender(s) as the incident was happening? (*Mark all that apply.*)

- 1 {RESPONDENT/You}
- 2 {ONLY SOMEONE RESPONDENT LIVES WITH/Someone you live with}
- 3 {SOMEONE RESPONDENT DOES NOT LIVE WITH/Someone you do not live with}

ASK Description: Respondents who reported anyone in their household saw, heard, or had any contact with the offender(s) as the incident was happening.

ASK Specification: IF PR1 = 1 AND SOLO_HHM != 1.

PROGRAM: ROUTING INSTRUCTIONS: IF PR2a = 1, go to PR3.
Else, go to VO_INTRO.

Question ID: PR3

Did the offender(s) have a weapon such as a gun or knife, or something to use as a weapon, such as a baseball bat, scissors, or a stick?

- 1 Yes
- 2 No

ASK Description: Respondents who reported that they saw, heard, or had contact with the offender(s) as the incident was happening.

ASK Specification: IF PR2a = 1.

Victim-Offender Relationship

Question ID: VO_INTRO

This section asks what you know about the offender(s).

ASK Description: Respondents who reported an incident.

ASK Specification: IF S_MV = 1 OR S_MVP = 1 OR S_T = 1 OR S_BI = 1 OR S_V = 1 OR S_A = 1 OR S_TA = 1 OR S_ATA = 1 OR S_SA = 1.

Question ID: VO1

{To the best of your knowledge, was/Was} the incident committed by only one or by more than one offender?

- 1 One
- 2 More than one
- 3 {Don't know}

ASK Description: Respondents who reported an incident.

ASK Specification: IF S_MV = 1 OR S_MVP = 1 OR S_T = 1 OR S_BI = 1 OR S_V = 1 OR S_A = 1 OR S_TA = 1 OR S_ATA = 1 OR S_SA = 1.

PROGRAM: ROUTING INSTRUCTIONS: If VO1 = -9, go to VO1a.

Else, if VO1 = 3, go to VO2.

Else, go to VO1b.

Question ID: VO1a

To the best of your knowledge, was the incident committed by only one or by more than one offender?

- 1 One
- 2 More than one
- 3 Don't know

ASK Description: Respondents who did not answer whether the incident was committed by only one or by more than one offender.

ASK Specification: IF VO1 = -9.

PROGRAM: ROUTING INSTRUCTIONS: If VO1a = 3,-9, go to VO2.

Else, go to VO1b.

Question ID: VO1b

Do you know who {the offender was/the offenders were}?

- 1 Yes
- 2 No

ASK Description: Respondents who reported there were one or more offender(s).

ASK Specification: IF VO1 = 1, 2 OR VO1a = 1, 2.

PROGRAM: ROUTING INSTRUCTIONS: If VO1b = 2, go to VO2.
Else, go to VO_BOX1.

Question ID: VO2

Do you know anything about {the offender/any of the offenders}, such as whether they were young or old, male or female, etc.?

- 1 Yes
- 2 No

ASK Description: Respondents who reported an incident.

ASK Specification: IF S_MV = 1 OR S_MVP = 1 OR S_T = 1 OR S_BI = 1 OR S_V = 1 OR S_A = 1 OR S_TA = 1 OR S_ATA = 1 OR S_SA = 1.

PROGRAM: ROUTING INSTRUCTIONS: If VO2 = 1, go to VO_BOX1.
Else, if VO2 = 2,-9, go to OC_BOX1.

Box ID: VO_BOX1

IF S_A = 1 or S_TA = 1 or S_ATA = 1 or S_SA = 1, go to VO_BOX2.
Else, go to VO3.

Question ID: VO3

{How did you learn what you know about the offender{s}?/How did you find out who the {offender was/offenders were}??} (Mark all that apply.)

- 1 You saw or heard the offender(s)
- 2 Someone you live with saw or heard the offender(s)
- 3 Someone else saw or heard the offender(s)
- 4 You figured it out yourself
- 5 The police told you
- 6 The offender(s) admitted it
- 7 The offender(s) had threatened to do it, or had done it before
- 8 {The stolen item(s) were found on the offender(s) or at the offender(s) home}
- 9 Other - specify _____

ASK Description: Respondents who reported they know something about the offender(s) and did not report an attack, threatened attack, attack with a weapon, or unwanted sexual contact as part of this incident.

ASK Specification: IF VO2 = 1 AND S_A != 1 AND S_TA != 1 AND S_ATA != 1 AND S_SA != 1.

PROGRAM: Display text box and allow 250 character text response.

Box ID: VO_BOX2

If VO1 = 1 or VO1a = 1, go to VO6.
 If VO1 = 2 or VO1a = 2, go to VO14.
 Else, go to Offender Characteristics module, OC_BOX1.

Question ID: VO6

Was the offender someone you knew, even slightly, or a complete stranger?

- | | |
|---------------------|-----------|
| 1 Someone you knew | GO TO VO8 |
| 2 Complete stranger | GO TO VO7 |

ASK Description: Respondents who reported there was one offender and know something about the offender.

ASK Specification: IF (VO1 = 1 OR VO1a = 1) AND VO2 = 1.

Question ID: VO7

Would you be able to recognize the offender if you saw him/her?

- | | |
|-----------------------|------------|
| 1 Yes | GO TO VO9 |
| 2 Not sure (possibly) | GO TO VO9 |
| 3 No | GO TO VO11 |

ASK Description: Respondents who reported there was one offender and know something about the offender and the offender was a complete stranger.

ASK Specification: IF (VO1 = 1 OR VO1a = 1) AND VO2 = 1 AND VO6 = 2.

Question ID: VO8

Was the offender someone you knew by sight only, a casual acquaintance, or someone you knew well?

- 1 Knew by sight only
- 2 Someone you knew, but not well
- 3 Someone you knew well

ASK Description: Respondents who reported there was one offender and know something about the offender and the offender was someone they knew.

ASK Specification: IF (VO1 = 1 OR VO1a = 1) AND VO2 = 1 AND VO6 = 1.

PROGRAM: ROUTING INSTRUCTIONS: If VO8 = 1, -9, go to VO9.
Else, if VO8 = 2, 3, go to VO_BOX2A.

Question ID: VO9

Did you know how the offender might be found, for instance, where he/she lived, worked, went to school, or spent time?

- 1 Yes
- 2 No

ASK Description: All Respondents.

PROGRAM: ROUTING INSTRUCTIONS: Go to VO11.

Box ID: VO_BOX2A

Go to VO10.

Question ID: VO10

At the time of the incident, {which of the following BEST describes }how {did }you {know/knew} the offender?{ For example, was the offender a friend, cousin, etc.?.}

- 1 {A spouse or ex-spouse}
- 2 Someone you were romantically involved with, dating, or casually seeing at the time of the incident
- 3 {An ex-boyfriend, ex-girlfriend,{ former fiancé(e),} or someone you were no longer dating or seeing}
- 4 A relative
- 5 Someone else

ASK Description: Respondents who reported the offender was a casual acquaintance or someone they knew well.

ASK Specification: IF VO8 = 2, 3.

PROGRAM: ROUTING INSTRUCTIONS: If VO10 = -9, go to VO13. Else, go to VO10a.

Question ID: VO10a

Specifically, how did you know the offender at the time of the incident?

- 1 {A HUSBAND OR WIFE}
- 2 {AN EX-HUSBAND OR EX-WIFE}
- 3 {A LIVE-IN PARTNER}
- 4 {A FIANCÉ(E)}
- 5 {A BOYFRIEND, GIRLFRIEND, OR DATING PARTNER}
- 6 {SOMEONE YOU WERE CASUALLY SEEING}
- 7 {AN EX-BOYFRIEND, EX-GIRLFRIEND, OR FORMER FIANCÉ(E)/AN EX-BOYFRIEND OR EX-GIRLFRIEND}
- 8 {SOMEONE YOU WERE NO LONGER DATING OR SEEING}
- 9 {A PARENT OR STEP-PARENT}
- 10 {A CHILD OR STEP-CHILD}
- 11 {A BROTHER, SISTER, STEP-BROTHER, OR STEP-SISTER}
- 12 {SOME OTHER RELATIVE _____}
- 13 {A FRIEND OR EX-FRIEND}
- 14 {AN ACQUAINTANCE OR A FRIEND OF A FRIEND}
- 15 {A ROOMMATE OR BOARDER}
- 16 {A SCHOOLMATE}
- 17 {A NEIGHBOR}
- 18 {A CUSTOMER OR CLIENT}
- 19 {A PATIENT}
- 20 {A SUPERVISOR OR FORMER SUPERVISOR}
- 21 {AN EMPLOYEE OR CO-WORKER OR FORMER EMPLOYEE OR CO-WORKER}
- 22 {A TEACHER OR SCHOOL STAFF}
- 23 {SOME OTHER NON-RELATIVE _____}

ASK Description: Respondents who reported the offender was a casual acquaintance or someone they knew well.

ASK Specification: IF VO8 = 2, 3 AND VO10 != -9.

PROGRAM: Display text boxes and allow 250 character text response.

ROUTING INSTRUCTIONS: If VO10a = 3, 15, go to VO13.

Else, go to VO12.

Question ID: VO11

What was your connection, if any, to this person?

- 1 A friend of a friend
- 2 A schoolmate
- 3 A neighbor
- 4 {A customer or client}
- 5 {A patient}
- 6 {Someone who worked at the same place as you}
- 7 A teacher or school staff
- 8 Other - specify _____
- 9 A stranger/or someone of whom you have no knowledge

ASK Description: Respondents who reported the offender was a complete stranger or knew the offender by sight only.

ASK Specification: IF VO6 = 2 OR VO8 = 1.

PROGRAM: Display text box and allow 250 character text response.

ROUTING INSTRUCTIONS: Go to OC_BOX1.

Question ID: VO12

Had you ever lived with this person?

- 1 Yes GO TO VO13
- 2 No GO TO OC_BOX1

ASK Description: Respondents who reported the offender was someone other than a live-in partner or roommate or boarder.

ASK Specification: IF VO8 = 2, 3 AND VO10a != 3, 15.

Question ID: VO13

Were you living with this person at the time of {this/the} incident {in {MONTH/YEAR}}?

- 1 Yes GO TO OC_BOX1
- 2 No GO TO OC_BOX1

ASK Description: Respondents who reported the offender was a live-in partner, roommate, or boarder of have ever lived with the offender.

ASK Specification: IF VO10a = 3, 15 OR VO12 = 1.

Question ID: VO14

How many offenders were there?

1 |__|__|

ASK Description: Respondents who reported there were two or more offenders and know something about the offender(s).

ASK Specification: IF (VO1 = 2 OR VO1a = 2) AND VO2 = 1.

PROGRAM: Display checkbox with label "Don't know number of offenders" below numeric field. Allow user to only allow entering in the numeric field or selecting the checkbox, not both.

Question ID: VO15

Were any of the offenders someone you knew, even slightly, or were all of them complete strangers?

- 1 At least one was someone you knew
- 2 All were complete strangers

ASK Description: Respondents who reported there were two or more offenders and know something about the offender(s).

ASK Specification: IF (VO1 = 2 OR VO1a = 2) AND VO2 = 1.

PROGRAM: If VO15 = 1, go to VO17.
Else, if VO15 = 2,-9, go to VO16.

Question ID: VO16

Would you be able to recognize any of them if you saw them?

- | | |
|-----------------------|---------------|
| 1 Yes | GO TO VO18 |
| 2 Not sure (possibly) | GO TO VO18 |
| 3 No | GO TO VO_BOX3 |

ASK Description: Respondents who reported that all of the offenders were complete strangers or did not report whether they knew any of the offenders or not.

ASK Specification: IF VO15 = 2, -9.

Question ID: VO17

Were any of the offenders someone you knew by sight only, someone you knew, but not well, or someone you knew well? (*Mark all that apply.*)

- 1 Knew by sight only
- 2 Knew, but not well
- 3 Someone you knew well

ASK Description: Respondents who reported at least one of the offenders was someone they knew.

ASK Specification: IF VO15 = 1.

PROGRAM: ROUTING INSTRUCTIONS: If (VO17_1 = 1 and VO17_2 != 1 and VO17_3 != 1) or (VO17_1 = -9 and VO17_2 = -9 and VO17_3 = -9), go to VO18.
Else, if VO17_2 = 1 or VO17_3 = 1, go to VO_BOX2B.

Question ID: VO18

Did you know how any of the offenders might be found, for instance, where they lived, worked, went to school, or spent time?

- 1 Yes
- 2 No

ASK Description: Respondents who would be able to or possibly be able to recognize any of the offenders if they saw them or only knew the offenders by sight only or did not report whether they knew any of the offenders by sight only, knew any of the offenders but not well, or any of the offenders were someone they knew well.

ASK Specification: IF VO16 = 1, 2 OR (VO17_1 = 1 AND VO17_2 != 1 AND VO17_3 != 1) OR (VO17_1 = -9 AND VO17_2 = -9 AND VO17_3 = -9).

PROGRAM: ROUTING INSTRUCTIONS: Go to VO_BOX3.

Box ID: VO_BOX2B

Go to VO19.

Question ID: VO19

At the time of the incident, did you know any of the offenders in any way of the following ways?

- 1 {A spouse or ex-spouse}
- 2 Someone you were romantically involved with, dating, or casually seeing at the time of the incident, but not a spouse or ex-spouse
- 3 An ex-boyfriend, ex-girlfriend, former fiancé(e), or someone you were no longer dating or seeing
- 4 A relative
- 5 Someone else

ASK Description: Respondents who reported that any of the offenders were someone they knew, but not well or were someone they knew well.

ASK Specification: IF VO17_2 = 1 OR VO17_3 = 1.

Question ID: VO19a

Specifically, how did you know them? *(Mark all that apply.)*

- 1 {A HUSBAND OR WIFE}
- 2 {AN EX-HUSBAND OR EX-WIFE}
- 3 {A LIVE-IN PARTNER}
- 4 {A FIANCÉ(E)}
- 5 {A BOYFRIEND, GIRLFRIEND, OR DATING PARTNER}
- 6 {SOMEONE YOU WERE CASUALLY SEEING}
- 7 {AN EX-BOYFRIEND, EX-GIRLFRIEND, OR FORMER FIANCÉ(E)/AN EX-BOYFRIEND OR EX-GIRLFRIEND}
- 8 {SOMEONE YOU WERE NO LONGER DATING OR SEEING}
- 9 {A PARENT OR STEP-PARENT}
- 10 {A CHILD OR STEP-CHILD}
- 11 {A BROTHER, SISTER, STEP-BROTHER, OR STEP-SISTER}
- 12 {SOME OTHER RELATIVE _____}
- 13 {A FRIEND OR EX-FRIEND}
- 14 {AN ACQUAINTANCE OR A FRIEND OF A FRIEND}
- 15 {A ROOMMATE OR BOARDER}
- 16 {A SCHOOLMATE}
- 17 {A NEIGHBOR}
- 18 {A CUSTOMER OR CLIENT}
- 19 {A PATIENT}
- 20 {A SUPERVISOR OR FORMER SUPERVISOR}
- 21 {AN EMPLOYEE OR CO-WORKER OR FORMER EMPLOYEE OR CO-WORKER}
- 22 {A TEACHER OR SCHOOL STAFF}
- 23 {SOME OTHER NON-RELATIVE_____}

ASK Description: Respondents who reported that any of the offenders were someone they knew, but not well or were someone they knew well.

ASK Specification: IF VO17_2 = 1 OR VO17_3 = 1.

PROGRAM: Display text boxes and allow 250 character text response.

ROUTING INSTRUCTIONS: If VO19a_3 = 1 OR VO19a_15 = 1, go to VO22.

Else, go to VO21.

Box ID: VO_BOX3

If VO15 = 1 or (VO17_1 = 1 and VO17_2 != 1 and VO17_3 != 1), go to VO20.
Else, go to OC_BOX1.

Question ID: VO20

What was your connection, if any, to the offender(s)? *(Mark all that apply.)*

- 1 A friend of a friend
- 2 A schoolmate
- 3 A neighbor
- 4 {A customer or client}
- 5 {A patient}
- 6 {Someone who worked at the same place as you}
- 7 A teacher or school staff
- 8 Other - specify _____
- 9 A stranger/or someone of whom you have no knowledge

ASK Description: Respondents who reported at least one of the offenders were someone they knew or knew any of the offenders by sight only.

ASK Specification: IF VO15 = 1 OR (VO17_1 = 1 AND VO17_2 != 1 AND VO17_3 != 1).

PROGRAM: Display text box and allow 250 character text response.

ROUTING INSTRUCTIONS: Go to OC_BOX1.

Question ID: VO21

Had you ever lived with any of them?

- 1 Yes GO TO VO22
- 2 No GO TO OC_BOX1

ASK Description: Respondents who reported that any of the offenders were someone they knew, but not well or were someone they knew well and that none of the offenders were a live-in partner, roommate, or boarder.

ASK Specification: IF (VO17_2 = 1 OR VO17_3 = 1) AND VO19a_3 != 1 AND VO19a_15 != 1.

Question ID: VO22

Were you living with any of them at the time of {this/the} incident?

- 1 Yes
- 2 No

ASK Description: Respondents who have ever lived with any of the offenders.

ASK Specification: IF VO19a = 3, 15 OR VO21 = 1.

Offender Characteristics

Box ID: OC_BOX1

Respondents who reported the crime was committed by only one offender, go to OCINTRO.
 Else, respondents who reported the crime was committed by more than one offender, go to OCINTRO_MULT.
 Else, respondents who saw, heard, or had contact with the offender(s) as the incident was happening or someone the respondent does not live with had contact with the offender(s) as the incident was happening, go to OCINTRO.
 Else, respondents who did not know or did not report how many offenders the crime was committed by but knew something about the offender(s), go to OCINTRO.Else, go to SP_BOX1.

IF VO1 = 1 OR VO1a = 1, GO TO OCINTRO.
 ELSE, IF VO1 = 2 OR VO1a = 2, GO TO OCINTRO_MULT.
 ELSE, IF PR2a = 1 OR PR2c = 1, GO TO OCINTRO.
 ELSE, IF VO1 = 3, -9 AND VO2 = 1, GO TO OCINTRO.ELSE, GO TO SP_BOX1.

Question ID: OCINTRO

This section asks for details about the offender.

ASK Description: Respondents who reported the crime was committed by only one offender, or respondents who saw, heard, or had contact with the offender(s) as the incident was happening or someone the respondent does not live with had contact with the offender(s) as the incident was happening, or respondents who did not know or did not report how many offenders the crime was committed by but knew something about the offender(s).

ASK Specification: IF VO1 = 1 OR VO1a = 1 OR (VO1 != 2 AND VO1a != 2 AND (PR2a = 1 OR PR2c = 1 OR (VO1 = 3, -9 AND VO2 = 1))).

Question ID: OC1

Was the offender male or female?

- 1 Male
- 2 Female
- 3 {Don't know}

ASK Description: Respondents who reported the crime was committed by only one offender, or respondents who saw, heard, or had contact with the offender(s) as the incident was happening or someone the respondent does not live with had contact with the offender(s) as the incident was happening, or respondents who did not know or did not report how many offenders the crime was committed by but knew something about the offender(s).

ASK Specification: IF VO1 = 1 OR VO1a = 1 OR (VO1 != 2 AND VO1a != 2 AND (PR2a = 1 OR PR2c = 1 OR (VO1 = 3, -9 AND VO2 = 1))).

Question ID: OC2

How old would you say the offender was?{ (USE CATEGORIES AS PROBES IF NEEDED.)}

- 1 Under 18
- 2 18 to 24
- 3 25 to 34
- 4 35 to 54
- 5 55 or older
- 6 {Don't know}

ASK Description: Respondents who reported the crime was committed by only one offender, or respondents who saw, heard, or had contact with the offender(s) as the incident was happening or someone the respondent does not live with had contact with the offender(s) as the incident was happening, or respondents who did not know or did not report how many offenders the crime was committed by but knew something about the offender(s).

ASK Specification: IF VO1 = 1 OR VO1a = 1 OR (VO1 != 2 AND VO1a != 2 AND (PR2a = 1 OR PR2c = 1 OR (VO1 = 3, -9 AND VO2 = 1))).

PROGRAM: ROUTING INSTRUCTIONS: IF OC2 = 1, GO TO OC2a.
ELSE, GO TO OC3.

Question ID: OC2a

Would you say the offender was...

- 1 Under 12
- 2 12 to 14
- 3 15 to 17
- 4 {Don't know}

ASK Description: Respondents who reported the offender was under 18 years old.

ASK Specification: IF OC2 = 1.

Question ID: OC3

Was the offender Hispanic or Latino?

- 1 Yes
- 2 No
- 3 {Don't know}

ASK Description: Respondents who reported the crime was committed by only one offender, or respondents who saw, heard, or had contact with the offender(s) as the incident was happening or someone the respondent does not live with had contact with the offender(s) as the incident was happening, or respondents who did not know or did not report how many offenders the crime was committed by but knew something about the offender(s).

ASK Specification: IF VO1 = 1 OR VO1a = 1 OR (VO1 != 2 AND VO1a != 2 AND (PR2a = 1 OR PR2c = 1 OR (VO1 = 3, -9 AND VO2 = 1))).

Question ID: OC4

What race or races was the offender? You may select more than one. *(Mark all that apply.)*

- 1 White
- 2 Black or African American
- 3 American Indian or Alaska Native
- 4 Asian
- 5 Native Hawaiian or Other Pacific Islander
- 6 {Don't know}

ASK Description: Respondents who reported the crime was committed by only one offender, or respondents who saw, heard, or had contact with the offender(s) as the incident was happening or someone the respondent does not live with had contact with the offender(s) as the incident was happening, or respondents who did not know or did not report how many offenders the crime was committed by but knew something about the offender(s).

ASK Specification: IF VO1 = 1 OR VO1a = 1 OR (VO1 != 2 AND VO1a != 2 AND (PR2a = 1 OR PR2c = 1 OR (VO1 = 3, -9 AND VO2 = 1))).

Question ID: OC5

Was the offender a member of a street gang, or don't you know?

- 1 Yes
- 2 No
- 3 Don't know

ASK Description: Respondents who reported the crime was committed by only one offender, or respondents who saw, heard, or had contact with the offender(s) as the incident was happening or someone the respondent does not live with had contact with the offender(s) as the incident was happening, or respondents who did not know or did not report how many offenders the crime was committed by but knew something about the offender(s).

ASK Specification: IF VO1 = 1 OR VO1a = 1 OR (VO1 != 2 AND VO1a != 2 AND (PR2a = 1 OR PR2c = 1 OR (VO1 = 3, -9 AND VO2 = 1))).

Question ID: OC6

Was the offender drinking or on drugs at the time of the incident{, or don't you know}?

- 1 Yes, the offender was drinking or on drugs GO TO SP_BOX1
- 2 No, the offender was not drinking or on drugs GO TO SP_BOX1
- 3 Don't know GO TO SP_BOX1

ASK Description: All Respondents.

Question ID: OCINTRO_MULT

This section asks for more details about the offenders.

ASK Description: Respondents who reported the crime was committed by more than one offender.

ASK Specification: IF VO1 != 1 AND VO1a != 1 AND (VO1 = 2 OR VO1a = 2).

Question ID: OC9

Were the offenders male or female?

- 1 All were male
- 2 All were female
- 3 They were both male and female
- 4 {Don't know}

ASK Description: Respondents who reported the crime was committed by more than one offender.

ASK Specification: IF VO1 != 1 AND VO1a != 1 AND (VO1 = 2 OR VO1a = 2).

PROGRAM: ROUTING INSTRUCTIONS: If OC9 = 1, 2 or VO14 = 2, go to OC11.
ELSE, GO TO OC10.

Question ID: OC10

Were most of the offenders male or were most of them female?

- 1 Most were male
- 2 Most were female
- 3 They were evenly divided
- 4 {Don't know}

ASK Description: Respondents who reported the crime was committed by more than one offender and did not report the offenders were all one gender and did not report there were two offenders.

ASK Specification: IF VO1 != 1 AND VO1a != 1 AND (VO1 = 2 OR VO1a = 2) AND OC9 != 1, 2 AND VO14 != 2.

Question ID: OC11

How old would you say the youngest was?{ (USE CATEGORIES AS PROBES IF NEEDED.)}

- 1 Under 18
- 2 18 to 24
- 3 25 to 34
- 4 35 to 54
- 5 55 or older
- 6 {Don't know}

ASK Description: Respondents who reported the crime was committed by more than one offender.

ASK Specification: IF VO1 != 1 AND VO1a != 1 AND (VO1 = 2 OR VO1a = 2).

PROGRAM: ROUTING INSTRUCTIONS: IF OC11 = 1, GO TO OC11A.
ELSE, GO TO OC12.

Question ID: OC11a

Would you say the youngest offender was...

- 1 Under 12
- 2 12 to 14
- 3 15 to 17
- 4 {Don't know}

ASK Description: Respondents who reported the crime was committed by more than one offender and reported the youngest offender was under the age of 18.

ASK Specification: IF VO1 != 1 AND VO1a != 1 AND (VO1 = 2 OR VO1a = 2) AND OC11 = 1.

Question ID: OC12

How old would you say the oldest was?{ (USE CATEGORIES AS PROBES IF NEEDED.)}

- 1 Under 18
- 2 18 to 24
- 3 25 to 34
- 4 35 to 54
- 5 55 or older
- 6 {Don't know}

ASK Description: Respondents who reported the crime was committed by more than one offender.

ASK Specification: IF VO1 != 1 AND VO1a != 1 AND (VO1 = 2 OR VO1a = 2).

PROGRAM: ROUTING INSTRUCTIONS: IF OC12 = 1, GO TO OC12A.
ELSE, GO TO OC13.

Question ID: OC12a

Would you say the oldest offender was...

- 1 Under 12
- 2 12 to 14
- 3 15 to 17
- 4 {Don't know}

ASK Description: Respondents who reported the crime was committed by more than one offender and reported the oldest offender was under the age of 18.

ASK Specification: IF VO1 != 1 AND VO1a != 1 AND (VO1 = 2 OR VO1a = 2) AND OC12 = 1.

Question ID: OC13

Were any of the offenders Hispanic or Latino?

- | | |
|----------------|------------|
| 1 Yes | GO TO OC14 |
| 2 No | GO TO OC15 |
| 3 {Don't know} | GO TO OC15 |

ASK Description: Respondents who reported the crime was committed by more than one offender.

ASK Specification: IF VO1 != 1 AND VO1a != 1 AND (VO1 = 2 OR VO1a = 2).

Question ID: OC14

Were most of the offenders Hispanic, non-Hispanic, or were roughly an equal number Hispanic and non-Hispanic?

- 1 Most of the offenders were Hispanic
- 2 Most of the offenders were non-Hispanic
- 3 A roughly equal number were Hispanic and non-Hispanic
- 4 {Don't know}

ASK Description: Respondents who reported the crime was committed by more than one offender and reported any of the offenders were Hispanic or Latino.

ASK Specification: IF VO1 != 1 AND VO1a != 1 AND (VO1 = 2 OR VO1a = 2) AND OC14 = 1.

Question ID: OC15

Were the offenders... (*Mark all that apply.*)

- 1 White?
- 2 Black or African American?
- 3 American Indian or Alaska Native?
- 4 Asian?
- 5 Native Hawaiian or Other Pacific Islander?
- 6 {Don't know}

ASK Description: Respondents who reported the crime was committed by more than one offender.

ASK Specification: IF VO1 != 1 AND VO1a != 1 AND (VO1 = 2 OR VO1a = 2).

PROGRAM: ROUTING INSTRUCTIONS: IF 2 OR MORE ARE SELECTED FROM OC15_1, OC15_2, OC15_3, OC15_4, OR OC15_5, GO TO OC16. ELSE, GO TO OC17.

Question ID: OC16

What race were most of the offenders?

- 1 {MOST WERE WHITE}
- 2 {MOST WERE BLACK OR AFRICAN AMERICAN}
- 3 {MOST WERE AMERICAN INDIAN OR ALASKA NATIVE}
- 4 {MOST WERE ASIAN}
- 5 {MOST WERE NATIVE HAWAIIAN OR OTHER PACIFIC ISLANDER}
- 6 ROUGHLY EQUAL NUMBERS OF TWO OR MORE RACES
- 7 {DON'T KNOW}

ASK Description: Respondents who reported one or more of the offenders were at least two of the following: white, black or African American, Asian, Native Hawaiian or other Pacific islander, or American Indian or Alaska native.

ASK Specification: IF 2 OR MORE ARE SELECTED FROM OC15_1, OC15_2, OC15_3, OC15_4, OR OC15_5.

Question ID: OC17

Were any of the offenders a member of a street gang, or don't you know?

- 1 Yes (a member of a street gang)
- 2 No (not a member of a street gang)
- 3 Don't know (if a member of a street gang)

ASK Description: Respondents who reported the crime was committed by more than one offender.

ASK Specification: IF VO1 != 1 AND VO1a != 1 AND (VO1 = 2 OR VO1a = 2).

Question ID: OC18

Were any of the offenders drinking or on drugs at the time of the incident{, or don't you know}?

- 1 Yes, some or all of the offenders were drinking or on drugs
- 2 No, none were drinking or on drugs
- 3 Don't know

ASK Description: Respondents who reported the crime was committed by more than one offender.

ASK Specification: IF VO1 != 1 AND VO1a != 1 AND (VO1 = 2 OR VO1a = 2).

Self-Protection

Box ID: SP_BOX1

GLOBAL – IF VO1=1, USE "OFFENDER" IN THIS SERIES. IF VO1=2, USE "OFFENDERS".
If the crime involved an attack of any kind or unwanted sexual contact or the respondent had contact with the offender(s) as the incident was happening, go to SPINTRO. Else, go to HC2.

If S_A = 1 OR S_TA = 1 OR S_ATA = 1 OR S_SA = 1 or PR2a = 1, go to SPINTRO. Else, go to HC2.

Question ID: SPINTRO

These next questions are about what you did when {this/the} incident{ in {MONTH}} occurred.

People may react differently to certain situations and there's not a wrong or right way to react. Everyone is different and every situation is different.

ASK Description: Respondents who reported the crime involved an attack of any kind or unwanted sexual contact or the respondent had contact with the offender(s) as the incident was happening.

ASK Specification: IF S_A = 1 OR S_TA = 1 OR S_ATA = 1 OR S_SA = 1 OR PR2a = 1.

Question ID: SP1

Which of the following describes how you reacted during the incident? (*Mark all that apply.*)

- 1 Did you do what the person told you to do?
- 2 Did you not do anything, freeze or not move?
- 3 Did you do something or try to do something to protect yourself or your belongings?
- 4 Did you do or try to do something else during the incident?

ASK Description: Respondents who reported the crime involved an attack of any kind or unwanted sexual contact or the respondent had contact with the offender(s) as the incident was happening.

ASK Specification: IF S_A = 1 OR S_TA = 1 OR S_ATA = 1 OR S_SA = 1 OR PR2a = 1.

PROGRAM: ROUTING INSTRUCTIONS: If SP1_3 = 1 or SP1_4 = 1, go to SP2. Else, go to SP_BOX3.

Question ID: SP2

You said that you took some action during the incident. What did you do?{ Anything else?}
(Mark all that apply.)

- 1 You threatened or attacked the offender{s}
- 2 You ducked or tried to avoid the offender{s}
- 3 You chased or warned the offender{s} off
- 4 You argued, reasoned, or pleaded with the offender{s}
- 5 You got away or tried to get away, hid, or locked a door
- 6 You called the police or a guard
- 7 You tried to get someone else's attention
- 8 You held onto your belongings
- 9 You stalled or distracted the offender{s}
- 10 Something else

ASK Description: Respondents who reacted during the incident by doing something to protect themselves or their belongings or tried to do something else during the incident.

ASK Specification: IF SP1_3 = 1 or SP1_4 = 1.

PROGRAM: If SP2_1 = 1, go to SP2A.
Else, go to SP_BOX2.

Question ID: SP2A

What did you do to attack or threaten the offender{s}? (Mark all that apply.)

- 1 You attacked the offender{s} with a gun or fired a gun
- 2 You attacked the offender{s} with another weapon
- 3 You hit, kicked, or attacked the offender{s} in some other way
- 4 You threatened the offender{s} with a gun
- 5 You threatened the offender{s} with another weapon
- 6 You threatened the offender{s} in some other way
- 7 Something else _____

ASK Description: Respondents who took action during the incident by threatening or attacking the offender(s).

ASK Specification: IF SP2_1 = 1.

PROGRAM: Display text box and allow 250 character text response.

Box ID: SP_BOX2

If SP2_10 = 1, go to SP2b.
Else, go to SP_BOX3.

Question ID: SP2b

What other actions did you take during the incident?

- 1 TEXT RESPONSE

ASK Description: Respondents who took action during the incident by doing something else.

ASK Specification: IF SP2_10 = 1.

PROGRAM: DISPLAY TEXT FIELD, MAX CHARACTER LENGTH = 256.

Box ID: SP_BOX3

Respondents who were physically injured in any way during the incident, go to SP3A.
Else, go to SP3B.

If CI1 = 1, GO TO SP3A.
Else, go to SP3B.

Question ID: SP3A

Did you {take that action/take any of these actions} {before you were injured, after you were injured, or at the same time you were injured?/...} *(Mark all that apply.)*

- 1 Before you were injured
- 2 After you were injured
- 3 At the same time you were injured

ASK Description: Respondents who reported the crime involved an attack of any kind or unwanted sexual contact or the respondent had contact with the offender(s) as the incident was happening and were physically injured in any way during the incident.

ASK Specification: IF (S_A = 1 OR S_TA = 1 OR S_ATA = 1 OR S_SA = 1 OR PR2a = 1) AND CI1 = 1.

Question ID: SP3b

Overall, do you think that what you did helped the situation, made it worse, or had no impact?

- 1 Helped the situation
- 2 Made the situation worse
- 3 Had no impact on the situation

ASK Description: Respondents who reported the crime involved an attack of any kind or unwanted sexual contact or the respondent had contact with the offender(s) as the incident was happening.

ASK Specification: IF S_A = 1 OR S_TA = 1 OR S_ATA = 1 OR S_SA = 1 OR PR2a = 1.

Box ID: SP_BOX4

Respondents who reported someone else saw, heard, or had contact with the offender(s), go to SP5. Else, go to SP4.

If PR2b = 1 OR PR2c = 1, go to SP5. Else, go to SP4.

Question ID: SP4

Besides you and the offender{s}, was anyone ELSE present during the incident? (Only include those ages 12 or older)?

- | | |
|-------|-----------|
| 1 Yes | GO TO SP5 |
| 2 No | GO TO HC2 |

ASK Description: Respondents who reported the crime involved an attack of any kind or unwanted sexual contact and did not report that someone else saw, heard, or had contact with the offender(s).

ASK Specification: IF (S_A = 1 OR S_TA = 1 OR S_ATA = 1 OR S_SA = 1) AND PR2b != 1 AND PR2c != 1.

Question ID: SP5

Did anyone else do or try to do anything to help you while the incident was going on?

- | | |
|-------|---------------|
| 1 Yes | GO TO SP6 |
| 2 No | GO TO SP_BOX5 |

ASK Description: Respondents who reported the crime involved an attack of any kind or unwanted sexual contact or the respondent had contact with the offender(s) as the incident was happening or reported someone other than themselves and the offender(s) were present during the incident.

ASK Specification: IF S_A = 1 OR S_TA = 1 OR S_ATA = 1 OR S_SA = 1 OR PR2a = 1 OR SP4 = 1.

Question ID: SP6

Who took these actions? (Mark all that apply.)

- 1 Someone who was with you
- 2 Someone who was with the offender{s}
- 3 Someone else

ASK Description: Respondents who reported that someone else did or tried to do anything to help them while the incident was going on.

ASK Specification: IF SP6 = 1.

Question ID: SP7

What did the person or people try to do to help you? *(Mark all that apply.)*

- 1 They attacked or tried to attack the offender{s}
- 2 They defended you or your property without physically attacking the offender{s}
- 3 They chased or warned off the offender{s}
- 4 They argued, reasoned, pleaded or bargained with the offender{s}
- 5 They tried to get help
- 6 They did something else (specify) _____

ASK Description: Respondents who reported that someone else did or tried to do anything to help them while the incident was going on.

ASK Specification: IF SP6 = 1.

PROGRAM: Display text box and allow 250 character text response.

Question ID: SP8

Overall, did the actions of this person or people help the situation, make it worse, or have no impact?

- 1 Helped the situation
- 2 Made the situation worse
- 3 Had no impact on the situation

ASK Description: Respondents who reported that someone else did or tried to do anything to help them while the incident was going on.

ASK Specification: IF SP6 = 1.

Box ID: SP_BOX5

If PR2b = 1 or PR2c = 1 or SP4 = 1, GO TO SP9. Else, go to HC2.

Question ID: SP9

{Not including the offender{s}, were/Were} anyone who was there during the incident under the age of 12?

- 1 Yes
- 2 No

ASK Description: Respondents who reported the crime involved an attack of any kind or unwanted sexual contact and reported that someone else saw, heard, or had contact with the offender(s).

ASK Specification: IF (S_A = 1 OR S_TA = 1 OR S_ATA = 1 OR S_SA = 1) AND (PR2b = 1 OR PR2c = 1 OR SP4 = 1).

Question ID: SP9a

Not counting yourself, {or }the offender{s}{, or children under 12}, were any other people harmed, threatened with harm, or have any belongings taken or damaged in {this/the} incident?

- 1 Yes {How many? |_|_|}
- 2 No

ASK Description: Respondents who reported the crime involved an attack of any kind or unwanted sexual contact and reported that someone else saw, heard, or had contact with the offender(s).

ASK Specification: IF (S_A = 1 OR S_TA = 1 OR S_ATA = 1 OR S_SA = 1) AND (PR2b = 1 OR PR2c = 1 OR SP4 = 1).

PROGRAM: If SP9a = 1, display "How many?" and an open response field. Allow 2 digits.

ROUTING INSTRUCTIONS: If SP9a = 1, go to SP10.

Else, if SP9a = 2, -9, go HC2.

Question ID: SP10

{Of these {SP9A_NUM} people, how many of them live with you now?/Thinking just about the other persons who were present during the incident who were harmed, threatened with harm, or had property taken or damaged ... How many of these persons live with you now? (Do not include yourself, the offender{s} or children under 12 years of age.)}

- 1 |_|_|

ASK Description: Respondents who reported that someone other than themselves were harmed, threatened with harm, or had belongings taken or damaged in this incident.

ASK Specification: IF SP9a = 1.

PROGRAM: Allow 2 digits.

Hate Crimes

Question ID: HC2

A hate crime is a crime of prejudice or bigotry that occurs when an offender targets someone because of one or more of their characteristics or religious beliefs, such as:

- Race
- Religion
- Ethnic background or national origin
- A disability
- Sex
- Sexual orientation or gender identity

This could happen even if the offender falsely thinks you have certain characteristics or religious beliefs.

Do you think that this was a hate crime targeted at you?

- | | |
|-------|---------------|
| 1 Yes | GO TO HC_BOX1 |
| 2 No | GO TO HC3 |

ASK Description: Respondents who reported an incident.

ASK Specification: IF S_MV = 1 OR S_MVP = 1 OR S_T = 1 OR S_BI = 1 OR S_V = 1 OR S_A = 1 OR S_TA = 1 OR S_ATA = 1 OR S_SA = 1.

Box ID: HC_BOX1

For HC2a_1 – HC2a_6, display a 'Yes' and 'No' column with options for each response category.

Question ID: HC2a

Do you think prejudice or bigotry towards any of the following was a reason you were targeted, even if the offender falsely thought something about you?

- 1 Because of your race?
- 2 Because of your religion?
- 3 Because of your ethnic background or national origin?
- 4 Because of any disability you may have?
- 5 Because of your sex?
- 6 Because of your sexual orientation or gender identity - by this we mean gay, lesbian, bisexual, straight, transgender, or gender non-conforming?

ASK Description: Respondents who suspect that this incident was a hate crime targeted at them.

ASK Specification: IF HC2 = 1.

PROGRAM: ROUTING INSTRUCTIONS: Go to HC4.

Question ID: HC3

Do you think this was a hate crime targeted at any of the people you spend time with?

- | | |
|-------|----------------|
| 1 Yes | GO TO HC4 |
| 2 No | GO TO PI_INTRO |

ASK Description: Respondents who do not suspect that this incident was a hate crime targeted at them.

ASK Specification: IF HC2 = 2.

Question ID: HC4

Did the offender(s) say something, write something, or leave something behind at the crime scene that made you think it was a hate crime?

- | | |
|-------|----------------|
| 1 Yes | GO TO HC_BOX2 |
| 2 No | GO TO PI_INTRO |

ASK Description: Respondents who suspect that this incident was a hate crime targeted at them or any of the people they spend time with.

ASK Specification: IF HC2 = 1 OR (HC2 = 2 AND HC3 = 1).

Box ID: HC_BOX2

For HC5a – HC5g, display a 'Yes' and 'No' column with options for each response category.

Question ID: HC5

Did any of the following things happen?

- 1 The offender(s) used hurtful or abusive language referring to your sex, religion, race or ethnicity, sexual orientation or gender identity, or a disability
- 2 There was something at the scene, such as a swastika or a burning cross, that made you think this was a hate crime
- 3 The police told you that this was a hate crime
- 4 From what you know, the offender(s) had committed similar hate crimes in the past
- 5 The incident happened around a holiday, event, or place commonly associated with a specific group
- 6 Other hate crimes had occurred in your local area or neighborhood
- 7 Something else happened that would suggest it was a hate crime Specify: _____

ASK Description: Respondents who reported the offenders said, wrote, or left anything behind at the crime scene that suggested the incident was a hate crime.

ASK Specification: IF HC4 = 1.

PROGRAM: Display text box and allow 250 character text response.

Police Involvement Series

Question ID: PI_INTRO

The next questions ask about whether the police got involved in {this/the} incident{ in {MONTH}}.

ASK Description: Respondents who reported an incident.

ASK Specification: IF S_MV = 1 OR S_MVP = 1 OR S_T = 1 OR S_BI = 1 OR S_V = 1 OR S_A = 1 OR S_TA = 1 OR S_ATA = 1 OR S_SA = 1.

Question ID: PI1

Did the police find out about {this/the} incident?

- 1 Yes
- 2 No

ASK Description: Respondents who reported an incident.

ASK Specification: IF S_MV = 1 OR S_MVP = 1 OR S_T = 1 OR S_BI = 1 OR S_V = 1 OR S_A = 1 OR S_TA = 1 OR S_ATA = 1 OR S_SA = 1.

PROGRAM: ROUTING INSTRUCTIONS: If PI1 = 1, go to PI4.
Else, if PI1 = 2, go to PI2a.
Else, go to PI24.

Question ID: PI2a

Why did you decide not to contact the police? *(Mark all that apply.)*

- 1 You didn't think it was important enough to report
- 2 You didn't think the police would do anything about it
- 3 You weren't sure who did it
- 4 It was too personal to report
- 5 {You told a parent or other adult relative}
- 6 You took care of it yourself
- 7 You reported it to an official other than the police
- 8 You didn't think the police would believe you
- 9 You didn't want to get into trouble with the police
- 10 You didn't want the offender to get in trouble or face harsh consequences
- 11 You were worried the offender might get back at you
- 12 You weren't sure it was a crime
- 13 Some other reason

ASK Description: Respondents who reported the police did not find out about this incident.

ASK Specification: IF PI1 = 2.

PROGRAM: ROUTING INSTRUCTIONS: If PI2a_13 = 1, go to PI2b.
Else, go to PI_BOX1.

Question ID: PI2b

What was the other reason why you did not contact the police? *(Mark all that apply.)*

- 1 You didn't trust the police
- 2 You didn't find out until it was too late to report
- 3 It would have been too much trouble to report it
- 4 You thought someone else would contact the police
- 5 Some other reason _____

ASK Description: Respondents who reported the police did not find out about this incident for some other reason.

ASK Specification: IF PI2a_13 = 1.

PROGRAM: Display text box and allow 250 character text response.

Box ID: PI_BOX1

If more than one reason marked in PI2a and PI2b (excluding PI2a_13), go to PI3.
Else, respondents who reported the incident happened at school, on school property, or on a school bus and reported the incident to an official other than police, go to PI2C.
Else, respondents who reported the incident happened at school, on school property, or on a school bus and did not report the incident to an official other than police, go to PI16a.
Else, go to PI17.

IF PI2a[_1/.../_12] = 1 OR PI2b[_1/.../_5] = 1 FOR TWO OR MORE REASONS, go to PI3.
Else, if PI2a_7 = 1 and LO_3 = 6, go to PI2C.
Else, if PI2a_7 != 1 AND LO_3 = 6, go to PI16a.
Else, go to PI17.

Question ID: PI3

Which of these would you say was the most important reason why you did not contact the police?

- 1 {You didn't think it was important enough to report}
- 2 {You didn't think the police would do anything about it}
- 3 {You weren't sure who did it}
- 4 {It was too personal to report}
- 5 {You told a parent or other adult relative}
- 6 {You took care of it yourself}
- 7 {You reported it to an official other than the police}
- 8 {You didn't think the police would believe you}
- 9 {You didn't want to get into trouble with the police}
- 10 {You didn't want the offender to get in trouble or face harsh consequences}
- 11 {You were worried the offender might get back at you}
- 12 {You weren't sure it was a crime}
- 13 {You didn't trust the police}
- 14 {You didn't find out until it was too late to report}
- 15 {It would have been too much trouble to report it}
- 16 {You thought someone else would contact the police}
- 17 {FILL DISPLAY FROM PI2b_5_SPECIFY}
- 18 NO ONE REASON IS MOST IMPORTANT

ASK Description: Respondents who reported the police did not find out about this incident for multiple reasons.

ASK Specification: IF PI2a[_1/.../_12] = 1 OR PI2b[_1/.../_5] = 1 FOR TWO OR MORE REASONS.

PROGRAM: ROUTING INSTRUCTIONS: If PI2a_7 = 1 and LO_3=6, go to PI2c.

Else, if PI2a_7 != 1 and LO_3 = 6, go to PI16a.

Else, go to PI17.

Question ID: PI2c

Did you report the incident to a school official or School Resource Officer?

- 1 Yes GO TO PI17
- 2 No

ASK Description: Respondents who reported the incident happened at school, on school property, or on a school bus and reported the incident to an official other than police.

ASK Specification: If LO_3 = 6 and PI2a_7 = 1.

Question ID: PI2d

Why did you decide not to contact a school official or School Resource Officer?{ Any other reasons?} (Mark all that apply.)

- 1 You didn't think it was important enough to report
- 2 You didn't think the official or school resource officer would do anything about it
- 3 You weren't sure who did it
- 4 It was too personal to report
- 5 You took care of it yourself
- 6 You didn't think the police would believe you
- 7 You didn't want to get into trouble
- 8 You didn't want the offender or his/her family to get in trouble or face harsh consequences
- 9 You were worried the offender might get back at you
- 10 You weren't sure it was a crime
- 11 Some other reason

ASK Description: Respondents who reported the incident happened at school, on school property, or on a school bus and reported the incident to an official other than police and did not report the incident to a school official or School Resource Officer.

ASK Specification: If LO_3 = 6 and PI2a_7 = 1 AND PI2c = 2.

PROGRAM: ROUTING INSTRUCTIONS: GO TO PI17.

Question ID: PI4

Who informed the police? If more than one person, choose the first response that applies.

- 1 You informed the police yourself
- 2 Someone you live with
- 3 {A school employee or School Resource Officer}
- 4 Someone such as a security guard or a building manager
- 5 The police were at scene
- 7 Someone else told the police {Who?/Specify:}

ASK Description: Respondents who reported the police found out about the incident.

ASK Specification: IF PI1 = 1.

PROGRAM: Display text box and allow 250 character text response.

ROUTING INSTRUCTIONS: If HC2 = 1 or HC3 = 1, go to PI16b.

Else if PI4 = 1, 2, 3, 4, 7, go to PI5.

Else if PI4 = 5 or -9, go to PI17.

Question ID: PI16b

Did you tell the police that you believe the incident was a hate crime?

- 1 Yes
- 2 No

ASK Description: Respondents who reported the police found out about the incident and suspect that this incident was a hate crime targeted at them or any of the people they spend time with.

ASK Specification: IF PI1 = 1 AND (HC2 = 1 OR HC3 = 1).

PROGRAM: ROUTING INSTRUCTIONS: If PI4 = 1, 2, 3, 4, 7, go to PI5.

Else if PI4 = 5 or -9, go to PI17.

Question ID: PI5

How did {you first/they} notify the police?

- 1 {You/They} called the police
- 2 {You/They} approached an officer or police car
- 3 {You/They} went to the police station
- 4 {You/They} used the internet or a social media app
- 5 Some other way - specify _____
- 6 {Don't Know}

ASK Description: Respondents who reported the police found out about the incident through the respondent, someone they live with, a school employee or School Resource Officer, a security guard or building manager, or someone else.

ASK Specification: IF PI4 = 1, 2, 3, 4, 7.

PROGRAM: Display text box and allow 250 character text response.

ROUTING INSTRUCTIONS: If PI5 = 1, 2, 3, go to PI9.

If PI5 = 4, 5, 6, go to PI_BOX2.

Question ID: PI9

Which of the following BEST describes when the police were first contacted?{ (READ RESPONSES UNTIL R SAYS YES.)}

- 1 While the incident was happening
- 2 Within 10 minutes after the incident occurred
- 3 Within an hour after the incident occurred
- 4 Within 24 hours of the incident
- 5 Longer than a day after the incident occurred

ASK Description: Respondents who reported the police were notified by phone call, approaching an officer, or by going to the police station.

ASK Specification: IF PI5 = 1, 2, 3.

Box ID: PI_BOX2

IF PI5 = 1, 4, 5, GO TO PI_BOX2A.
ELSE, GO TO PI_BOX3.

Box ID: PI_BOX2A

Go to PI10.

Question ID: PI10

What did the police do when they found out about the incident? *(Mark all that apply.)*

- 1 Come to you
- 2 Tell you to go to a police station
- 3 Take a report over the phone
- 4 Deal with it through the mail
- 5 Deal with it through the Internet or a social media app
- 6 Something else_____
- 7 {IF R VOLUNTEERS: THE POLICE DID NOTHING/The police did nothing}

ASK Description: Respondents who reported the police were contacted by phone, using the internet or social media app, or some other way.

ASK Specification: IF PI5 = 1, 4, 5.

PROGRAM: Display text box and allow 250 character text response.

ROUTING INSTRUCTIONS: Go to PI_BOX3.

Box ID: PI_BOX3

Respondents who reported the police came to them when they found out about the incident, go to PI13.

Else, respondents who gave the police a report over the phone, go to PI11.

Else, go to PI_BOX4.

If PI10_1 = 1, go to PI13.

Else, if PI10_3 = 1, go to PI11.

Else, go to PI_BOX4.

Question ID: PI11

How satisfied were you with how the phone report was taken{ . . ./?}

- 1 Completely satisfied
- 2 Mostly satisfied
- 3 Equally satisfied and dissatisfied
- 4 Mostly dissatisfied
- 5 Completely dissatisfied
- 6 {Or do you not have an opinion?/Don't know}

ASK Description: Respondents who gave the police a report over the phone.

ASK Specification: IF PI10_3 = 1.

Box ID: PI_BOX4

Respondents who reported the police told them to go to a police station, or took a report over the phone, or dealt with it through the mail, or dealt with it through the internet or social media app, or did something else, or did nothing, go to PI12.
Else, go to PI_BOX6.

If PI10_2 = 1 OR PI10_3 = 1 OR PI10_4 = 1 OR PI10_5 = 1 OR PI10_6 = 1 OR PI10_7 = 1, go to PI12.
Else, go to PI_BOX6.

Question ID: PI12

Do you think the police should have come to you when they were contacted?

- 1 Yes
- 2 No

ASK Description: Respondents who reported the police told them to go to a police station, or took a report over the phone, or dealt with it through the mail, or dealt with it through the internet or social media app, or did something else, or did nothing.

ASK Specification: IF PI10_2 = 1 OR PI10_3 = 1 OR PI10_4 = 1 OR PI10_5 = 1 OR PI10_6 = 1 OR PI10_7 = 1.

PROGRAM: Go to PI17.

Question ID: PI13

How satisfied were you with the time it took the police to get to you after they were contacted?

- 1 Completely satisfied
- 2 Mostly satisfied
- 3 Equally satisfied and dissatisfied
- 4 Mostly dissatisfied
- 5 Completely dissatisfied
- 6 {Don't Know Or do you not have an opinion?/Don't Know}

ASK Description: Respondents who reported the police came to them when they found out about incident.

ASK Specification: IF PI10_1 = 1.

Box ID: PI_BOX5

Respondents who reported the police came to them when they found out about incident and reported that the police were not already at the scene and the police were not contacted by approaching an officer or police car, go to PI14.
Else, go to PI_BOX5A.

IF PI10_1 = 1 AND PI4 != 5 AND PI5 != 2, GO TO PI14.
Else, go to PI_BOX5A.

Question ID: PI14

Had the police told {you/the person who contacted them} how long it would take them to get there?

- 1 Yes
- 2 No
- 3 {Don't know}

ASK Description: Respondents who reported the police came to them when they found out about incident and reported that the police were not already at the scene and the police were not contacted by approaching an officer or police car.

ASK Specification: IF PI10_1 = 1 AND PI4 != 5 AND PI5 != 2.

Box ID: PI_BOX5A

Go to PI15.

Question ID: PI15

{What did/Did} the police do{ any of the following} while they were there?{ Anything else?}
(Mark all that apply.)

- 1 They asked you questions about what happened
- 2 They questioned other witnesses or suspects
- 3 They looked around
- 4 They took evidence, such as fingerprints
- 5 They made a list of what was taken
- 6 They promised to watch over the crime scene
- 7 They promised to investigate
- 8 They made one or more arrests
- 9 They did not do any of these things

ASK Description: Respondents who reported the police came to them when they found out about incident.

ASK Specification: IF PI10_1 = 1.

Question ID: PI16

Did the police do any of the following other things while they were there? *(Mark all that apply.)*

- 1 They calmed people down
- 2 They resolved the conflict
- 3 They gave advice about insurance
- 4 They gave information about your rights as a victim
- 5 They gave information about services that could help you as a victim
- 6 They contacted victim services on your behalf
- 7 They contacted emergency medical services
- 8 They did something else to help Specify: _____
- 9 {RECORD IF VOLUNTEERED: }They did not do anything {else} to help

ASK Description: Respondents who reported the police came to them when they found out about incident.

ASK Specification: IF PI10_1 = 1.

PROGRAM: Display text box and allow 250 character text response.

Box ID: PI_BOX6

Respondents who reported the incident happened at school, on school property, or on a school bus and did not report the incident to an official other than police, go to PI16a.
Else, go to PI17.

If PI2a_7 != 1 and LO_3 = 6, go to PI16a.
Else go to PI17.

Question ID: PI16a

Did anyone report the incident to a school official or School Resource Officer (SRO)?

- 1 Yes
- 2 No

ASK Description: Respondents who reported the incident happened at school, on school property, or on a school bus and did not report the incident to an official other than police.

ASK Specification: IF PI2a_7 != 1 AND LO_3 = 6.

Question ID: PI17

Did you (or anyone you live with) have any later contact with the police about the incident?

- 1 Yes
- 2 No

ASK Description: Respondents who reported whether or not the police found out about the incident.

ASK Specification: IF PI1 = 1, 2.

PROGRAM: ROUTING INSTRUCTIONS: If PI17 = 1, go to PI18.
Else, if PI17 = 2 and PI1 = 1, go to PI20.
Else, go to PI24.

Question ID: PI18

Thinking about these later contacts, did the police get in touch with you or did you get in touch with them?

- 1 Police contacted you (or someone else you live with)
- 2 You (or someone else you live with) contacted the police
- 3 BOTH

ASK Description: Respondents who reported they or anyone they live with had any later contact with the police about the incident.

ASK Specification: IF PI17 = 1.

Question ID: PI19

What did the police do to follow up on {this/the} incident?{ Anything else?} (*Mark all that apply.*)

- 1 They took a report on what happened
- 2 They questioned other witnesses or suspects
- 3 They watched over or promised to watch over the crime scene
- 4 {They got some or all of your belongings back}
- 5 They made one or more arrests
- 6 They stayed in touch
- 7 They contacted victim services on your behalf
- 8 They did something else (specify) _____
- 9 They did not do anything to your knowledge

ASK Description: Respondents who reported they or anyone they live with had any later contact with the police about the incident.

ASK Specification: IF PI17 = 1.

PROGRAM: Display text box and allow 250 character text response.

Question ID: PI20

Next are some questions about how you feel the police handled {this/the} incident. If more than one officer was involved, please think about how you would rate them as a group.

How respectfully did the police treat you?

- 1 Very respectfully
- 2 Somewhat respectfully
- 3 Neither respectfully or disrespectfully
- 4 Somewhat disrespectfully
- 5 Very disrespectfully
- 6 {Does not apply}

ASK Description: Respondents who reported they or anyone they live with had any later contact with the police about the incident or reported they or anyone they live with did not have any later contact with the police but the police did find out about the incident.

ASK Specification: IF PI17 = 1 OR (PI17 = 2 AND PI1 = 1).

Question ID: PI21

How satisfied were you with the amount of time the police gave you to tell your story?

- 1 Completely satisfied
- 2 Mostly satisfied
- 3 Equally satisfied and dissatisfied
- 4 Mostly dissatisfied
- 5 Completely dissatisfied
- 6 {Does not apply}

ASK Description: Respondents who reported they or anyone they live with had any later contact with the police about the incident or reported they or anyone they live with did not have any later contact with the police but the police did find out about the incident.

ASK Specification: IF PI17 = 1 OR (PI17 = 2 AND PI1 = 1).

Question ID: PI22

How satisfied were you that the police did everything they could . . .

- 1 Completely satisfied
- 2 Mostly satisfied
- 3 Equally satisfied and dissatisfied
- 4 Mostly dissatisfied
- 5 Completely dissatisfied

ASK Description: Respondents who reported they or anyone they live with had any later contact with the police about the incident or reported they or anyone they live with did not have any later contact with the police but the police did find out about the incident.

ASK Specification: IF PI17 = 1 OR (PI17 = 2 AND PI1 = 1).

Question ID: PI23

Taking the whole experience into account, how effectively did the police handle the incident?

- 1 Very effectively
- 2 Somewhat effectively
- 3 Neither effectively nor ineffectively
- 4 Somewhat ineffectively
- 5 Very ineffectively

ASK Description: Respondents who reported they or anyone they live with had any later contact with the police about the incident or they or anyone they live with did not have any later contact with the police but the police did find out about the incident.

ASK Specification: IF PI17 = 1 OR (PI17 = 2 AND PI1 = 1).

Question ID: PI24

At the time, did you consider this incident to be a crime?

- 1 Yes
- 2 No

ASK Description: Respondents who did not report whether or not the police found out about the incident or they or anyone they live with did not have any later contact with the police and the police found out about the incident.

ASK Specification: IF PI1 = -9 OR (PI17 = 2 AND PI1 = 2).

Question ID: PI25

Now, looking back, do you consider this incident to be a crime?

- 1 Yes
- 2 No

ASK Description: Respondents who did not report whether or not the police found out about the incident or they or anyone they live with did not have any later contact with the police and the police found out about the incident.

ASK Specification: IF PI1 = -9 OR (PI17 = 2 AND PI1 = 2).

Workplace Violence Series

Box ID: WV_BOX1

Respondents who had a job or worked at a business in the past 7 days or past 12 months and reported this incident involved an attack, threatened attack, attack with a weapon, or unwanted sexual contact, go to WV1.
Else, go to CS1.

If (PC5 = 1 or PC6 = 1) and (S_A = 1 OR S_TA = 1 OR S_ATA = 1 OR S_SA = 1), go to WV1.
Else, go to CS1.

Question ID: WV1

Did {this/the} incident occur while you were working or on duty?

1 Yes

GO TO WV_BOX3

2 No

ASK Description: Respondents who had a job or worked at a business in the past 7 days or past 12 months and reported this incident involved an attack, threatened attack, attack with a weapon, or unwanted sexual contact.

ASK Specification: IF (PC5 = 1 OR PC6 = 1) AND (S_A = 1 OR S_TA = 1 OR S_ATA = 1 OR S_SA = 1).

Box ID: WV_BOX2

Respondents who reported the incident did not occur on their own property, inside their home, or at their place of work, go to WV2.
Else, go to CS1.

IF LO_1 != 1 AND LO_3 != 1, 3, 5, go to WV2.
Else, go to CS1.

Question ID: WV2

Did {this/the} incident happen when you were on your way to or from work?

- 1 Yes
- 2 No

ASK Description: Respondents who had a job or worked at a business in the past 7 days or past 12 months and reported this incident involved an attack, threatened attack, attack with a weapon, or unwanted sexual contact and reported the incident did not occur on their own property, inside their home, or at their place of work.

ASK Specification: IF (PC5 = 1 OR PC6 = 1) AND (S_A = 1 OR S_TA = 1 OR S_ATA = 1 OR S_SA = 1) AND LO_1 != 1 AND LO_3 != 1, 3, 5.

Box ID: WV_BOX3

Respondents who reported the incident occurred at their place of work or reported the incident occurred while they were working or on duty or reported the incident happened on when they were on their way to or from work, go to WV3.

Else, go to CS1.

IF LO_3 = 5 or WV1 = 1 or WV2 = 1, GO TO WV3.
ELSE, GO TO CS1.

Question ID: WV3

The next questions are about the job you had at the time of {this/the} incident. Were you employed by . . .

- 1 A private company, business, or individual for wages
- 2 The Federal government
- 3 A State, county, or local government
- 4 Yourself (self-employed) in your own business, professional practice, or farm
- 5 A private not-for-profit, tax-exempt, or charitable organization?

ASK Description: Respondents who had a job or worked at a business in the past 7 days or past 12 months and reported this incident involved an attack, threatened attack, attack with a weapon, or unwanted sexual contact and reported the incident occurred at their place of work or reported the incident occurred while they were working or on duty or reported the incident happened on when they were on their way to or from work.

ASK Specification: IF (PC5 = 1 OR PC6 = 1) AND (S_A = 1 OR S_TA = 1 OR S_ATA = 1 OR S_SA = 1) AND (LO_3 = 5 OR WV1 = 1 OR WV2 = 1).

Question ID: WV5

What is the name of the (company/government agency/business/non-profit organization) where you were working at the time of {this/the} incident? *Remember, all answers to this survey are confidential, and you may skip any question that you don't want to answer.*

1 TEXT RESPONSE

ASK Description: Respondents who had a job or worked at a business in the past 7 days or past 12 months and reported this incident involved an attack, threatened attack, attack with a weapon, or unwanted sexual contact and reported the incident occurred at their place of work or reported the incident occurred while they were working or on duty or reported the incident happened on when they were on their way to or from work.

ASK Specification: IF (PC5 = 1 OR PC6 = 1) AND (S_A = 1 OR S_TA = 1 OR S_ATA = 1 OR S_SA = 1) AND (LO_3 = 5 OR WV1 = 1 OR WV2 = 1).

PROGRAM: DISPLAY TEXT FIELD, MAX CHARACTER LENGTH = 1000.

Question ID: WV6

What kind of business or industry is this? What do they make or do where you were working at the time of {this/the} incident?

1 TEXT RESPONSE

ASK Description: Respondents who had a job or worked at a business in the past 7 days or past 12 months and reported this incident involved an attack, threatened attack, attack with a weapon, or unwanted sexual contact and reported the incident occurred at their place of work or reported the incident occurred while they were working or on duty or reported the incident happened on when they were on their way to or from work.

ASK Specification: IF (PC5 = 1 OR PC6 = 1) AND (S_A = 1 OR S_TA = 1 OR S_ATA = 1 OR S_SA = 1) AND (LO_3 = 5 OR WV1 = 1 OR WV2 = 1).

PROGRAM: DISPLAY TEXT FIELD, MAX CHARACTER LENGTH = 1000.

Question ID: WV7

{Is this mainly.../Which of these categories best describes the business or industry?}{ TURN LAPTOP SCREEN TO RESPONDENT/ READ UNTIL RESPONSE PROVIDED.}

- 1 Agriculture
- 2 Forestry
- 3 Construction
- 4 Healthcare and Social Assistance
- 5 Manufacturing
- 6 Mining
- 7 Oil and Gas Extraction
- 8 Public Safety
- 9 Services
- 10 Transportation
- 11 Warehousing
- 12 Utilities
- 13 Retail trade
- 14 Wholesale trade
- 15 Something else Specify: _____

ASK Description: Respondents who had a job or worked at a business in the past 7 days or past 12 months and reported this incident involved an attack, threatened attack, attack with a weapon, or unwanted sexual contact and reported the incident occurred at their place of work or reported the incident occurred while they were working or on duty or reported the incident happened on when they were on their way to or from work.

ASK Specification: IF (PC5 = 1 OR PC6 = 1) AND (S_A = 1 OR S_TA = 1 OR S_ATA = 1 OR S_SA = 1) AND (LO_3 = 5 OR WV1 = 1 OR WV2 = 1).

PROGRAM: Display text box and allow 250 character text response.

Question ID: WV8

What kind of work were you doing at this job at the time of {this/the} incident, that is, what was your occupation? (For example: registered nurse, personnel manager, supervisor of order department, secretary, accountant)

1 TEXT RESPONSE

ASK Description: Respondents who had a job or worked at a business in the past 7 days or past 12 months and reported this incident involved an attack, threatened attack, attack with a weapon, or unwanted sexual contact and reported the incident occurred at their place of work or reported the incident occurred while they were working or on duty or reported the incident happened on when they were on their way to or from work.

ASK Specification: IF (PC5 = 1 OR PC6 = 1) AND (S_A = 1 OR S_TA = 1 OR S_ATA = 1 OR S_SA = 1) AND (LO_3 = 5 OR WV1 = 1 OR WV2 = 1).

PROGRAM: DISPLAY TEXT FIELD, MAX CHARACTER LENGTH = 1000.

Question ID: WV9

What were your usual activities or duties at this job? (For example: patient care, directing hiring policies, supervising order clerks, typing and filing, reconciling financial records)

1 TEXT RESPONSE

ASK Description: Respondents who had a job or worked at a business in the past 7 days or past 12 months and reported this incident involved an attack, threatened attack, attack with a weapon, or unwanted sexual contact and reported the incident occurred at their place of work or reported the incident occurred while they were working or on duty or reported the incident happened on when they were on their way to or from work.

ASK Specification: IF (PC5 = 1 OR PC6 = 1) AND (S_A = 1 OR S_TA = 1 OR S_ATA = 1 OR S_SA = 1) AND (LO_3 = 5 OR WV1 = 1 OR WV2 = 1).

PROGRAM: DISPLAY TEXT FIELD, MAX CHARACTER LENGTH = 1000.

Consequences II: Socio-emotional Problems

Question ID: CS1

Being a victim of crime affects people in different ways. The next questions are about how {this/the} incident may have affected you.

Did {this/the} incident lead you to have serious problems with your{ job or} schoolwork, or trouble with people{ at work or} at school?

- 1 Yes
- 2 No

ASK Description: Respondents who reported an incident.

ASK Specification: IF S_MV = 1 or S_MVP = 1 or S_T = 1 or S_BI = 1 or S_V = 1 or S_A = 1 or S_TA = 1 or S_ATA = 1 or S_SA = 1.

Question ID: CS2

Did {this/the} incident lead you to have serious problems with family members or friends, such as having more arguments with them, losing trust in them, or feeling more distant from them?

- 1 Yes
- 2 No

ASK Description: Respondents who reported an incident.

ASK Specification: IF S_MV = 1 or S_MVP = 1 or S_T = 1 or S_BI = 1 or S_V = 1 or S_A = 1 or S_TA = 1 or S_ATA = 1 or S_SA = 1.

Question ID: CS3

How upsetting has {this/the} incident been to you?

- 1 Not at all upsetting
- 2 Mildly upsetting
- 3 Moderately upsetting
- 4 Severely upsetting

ASK Description: Respondents who reported an incident.

ASK Specification: IF S_MV = 1 or S_MVP = 1 or S_T = 1 or S_BI = 1 or S_V = 1 or S_A = 1 or S_TA = 1 or S_ATA = 1 or S_SA = 1.

Box ID: CS_BOX1

Respondents who had serious problems with their job or schoolwork, or trouble with people at work or school, or had serious problems with family members or friends, or reported this incident was moderately upsetting or severely upsetting to them, go to CS_BOX2. Else, go to CE_BOX1.

If CS1 = 1 or CS2 = 1 or CS3 = 3, 4, go to CS_BOX2. Else, go to CE_BOX1.

Box ID: CS_BOX2

Display questions CS4_A through CS4_H using the expanded stem-leaf screen. The introduction text from CS4_A is the stem. Show all leaves on the screen at once.

Question ID: CS4_A

{I am going to read/Here is} a list of things you may have felt because of the incident. For each, please {tell me/mark} whether you didn't feel this way at all, you felt this way for less than a month, or you felt this way for a month or longer.

Angry

- 1 Didn't feel this way
- 2 Yes, for less than 1 month
- 3 Yes, for 1 month or more

ASK Description: Respondents who had serious problems with their job or schoolwork, or trouble with people at work or school, or had serious problems with family members or friends, or reported this incident was moderately upsetting or severely upsetting to them.

ASK Specification: IF CS1 = 1 OR CS2 = 1 OR CS3 = 3, 4.

Question ID: CS4_B

Shocked

- 1 Didn't feel this way
- 2 Yes, for less than 1 month
- 3 Yes, for 1 month or more

ASK Description: Respondents who had serious problems with their job or schoolwork, or trouble with people at work or school, or had serious problems with family members or friends, or reported this incident was moderately upsetting or severely upsetting to them.

ASK Specification: IF CS1 = 1 OR CS2 = 1 OR CS3 = 3, 4.

Question ID: CS4_C

Fearful

- 1 Didn't feel this way
- 2 Yes, for less than 1 month
- 3 Yes, for 1 month or more

ASK Description: Respondents who had serious problems with their job or schoolwork, or trouble with people at work or school, or had serious problems with family members or friends, or reported this incident was moderately upsetting or severely upsetting to them.

ASK Specification: IF CS1 = 1 OR CS2 = 1 OR CS3 = 3, 4.

Question ID: CS4_D

Depressed

- 1 Didn't feel this way
- 2 Yes, for less than 1 month
- 3 Yes, for 1 month or more

ASK Description: Respondents who had serious problems with their job or schoolwork, or trouble with people at work or school, or had serious problems with family members or friends, or reported this incident was moderately upsetting or severely upsetting to them.

ASK Specification: IF CS1 = 1 OR CS2 = 1 OR CS3 = 3, 4.

Question ID: CS4_E

Anxious or panicked

- 1 Didn't feel this way
- 2 Yes, for less than 1 month
- 3 Yes, for 1 month or more

ASK Description: Respondents who had serious problems with their job or schoolwork, or trouble with people at work or school, or had serious problems with family members or friends, or reported this incident was moderately upsetting or severely upsetting to them.

ASK Specification: IF CS1 = 1 OR CS2 = 1 OR CS3 = 3, 4.

Question ID: CS4_F

Less confident

- 1 Didn't feel this way
- 2 Yes, for less than 1 month
- 3 Yes, for 1 month or more

ASK Description: Respondents who had serious problems with their job or schoolwork, or trouble with people at work or school, or had serious problems with family members or friends, or reported this incident was moderately upsetting or severely upsetting to them.

ASK Specification: IF CS1 = 1 OR CS2 = 1 OR CS3 = 3, 4.

Question ID: CS4_G

Sad

- 1 Didn't feel this way
- 2 Yes, for less than 1 month
- 3 Yes, for 1 month or more

ASK Description: Respondents who had serious problems with their job or schoolwork, or trouble with people at work or school, or had serious problems with family members or friends, or reported this incident was moderately upsetting or severely upsetting to them.

ASK Specification: IF CS1 = 1 OR CS2 = 1 OR CS3 = 3, 4.

Question ID: CS4_H

Annoyed

- 1 Didn't feel this way
- 2 Yes, for less than 1 month
- 3 Yes, for 1 month or more

ASK Description: Respondents who had serious problems with their job or schoolwork, or trouble with people at work or school, or had serious problems with family members or friends, or reported this incident was moderately upsetting or severely upsetting to them.

ASK Specification: IF CS1 = 1 OR CS2 = 1 OR CS3 = 3, 4.

Question ID: CS5a

Did you have difficulty sleeping because of the incident?

- 1 No
- 2 Yes, for less than one month
- 3 Yes, for one month or more

ASK Description: Respondents who had serious problems with their job or schoolwork, or trouble with people at work or school, or had serious problems with family members or friends, or reported this incident was moderately upsetting or severely upsetting to them.

ASK Specification: IF CS1 = 1 OR CS2 = 1 OR CS3 = 3, 4.

Question ID: CS6

Have you talked to a psychologist, psychiatrist, counselor, or other mental health professional about {this/the} incident?

- | | |
|-------|---------------|
| 1 Yes | GO TO CS7 |
| 2 No | GO TO CE_BOX1 |

ASK Description: Respondents who had serious problems with their job or schoolwork, or trouble with people at work or school, or had serious problems with family members or friends, or reported this incident was moderately upsetting or severely upsetting to them.

ASK Specification: IF CS1 = 1 OR CS2 = 1 OR CS3 = 3, 4.

Question ID: CS7

Did you have any out-of-pocket expenses for your mental health care, that is, expenses that you do not expect to get paid back from insurance or some other source?

- | | |
|--------------|---------------|
| 1 Yes | GO TO CS8 |
| 2 No | GO TO CE_BOX1 |
| 3 Don't know | GO TO CE_BOX1 |

ASK Description: Respondents who had serious problems with their job or schoolwork, or trouble with people at work or school, or had serious problems with family members or friends, or reported this incident was moderately upsetting or severely upsetting to them.

ASK Specification: IF CS1 = 1 OR CS2 = 1 OR CS3 = 3, 4.

Question ID: CS8

How much were these out-of-pocket expenses?{ READ CATEGORIES AS NEEDED.}

- 1 Less than \$100
- 2 \$100 to less than \$500
- 3 \$500 to less than \$1000
- 4 \$1000 to less than \$5000
- 5 \$5000 or more

ASK Description: Respondents who had serious problems with their job or schoolwork, or trouble with people at work or school, or had serious problems with family members or friends, or reported this incident was moderately upsetting or severely upsetting to them.

ASK Specification: IF CS1 = 1 OR CS2 = 1 OR CS3 = 3, 4.

Consequences III: Economic Consequences

Box ID: CE_BOX1

Respondents who confirmed their vehicle was actually stolen as part of this incident, go to CE1.
 Else, respondents who had anything stolen as part of this incident or had vehicle parts or gas stolen during the incident, go to CE5.
 Else, respondents who reported someone vandalized their home, car, or something else that belongs to them or someone they live with or someone killed an animal that belonged to them as part of this incident, go to CE13.
 Else, go to CE_BOX5.

If MV1a = 1, go to CE1.
 Else, if S_T = 1 or MV1b = 1, go to CE5.
 Else, if S_V = 1, go to CE13.
 Else, go to CE_BOX5.

Question ID: CE1

What would you estimate was the value of the vehicle that was stolen or taken without permission?{ READ CATEGORIES AS NEEDED.}

- 1 Less than \$500
- 2 \$500 to less than \$1,000
- 3 \$1,000 to less than \$5,000
- 4 \$5,000 to less than \$10,000
- 5 \$10,000 or more

ASK Description: Respondents who confirmed their vehicle was actually stolen as part of this incident.

ASK Specification: IF MV1a = 1.

Question ID: CE2

Did you get the vehicle back?

- 1 Yes GO TO CE3
- 2 No GO TO CE_BOX2

ASK Description: Respondents who confirmed their vehicle was actually stolen as part of this incident.

ASK Specification: IF MV1a = 1.

Question ID: CE3

Was the vehicle damaged in any way?

- 1 Yes, it was damaged beyond repair
- 2 Yes, there was some damage
- 3 No, there was no damage

ASK Description: Respondents who confirmed their vehicle was actually stolen as part of this incident and got the vehicle back.

ASK Specification: IF MV1a = 1 AND CE2 = 1

Box ID: CE_BOX2

Respondents who reported anything was stolen from their vehicle, go to CE4.
Else, go to CE_BOX3.

If S_01E = 1, go to CE4.
Else, go to CE_BOX3.

Question ID: CE4

Earlier you said some items were stolen along with the vehicle. What was the value of these other items, including the value of anything you got back?{ READ CATEGORIES AS NEEDED.}

- 1 Less than \$25
- 2 \$25 to less than \$50
- 3 \$50 to less than \$100
- 4 \$100 to less than \$500
- 5 \$500 or more

ASK Description: Respondents who confirmed their vehicle was actually stolen as part of this incident and reported anything was stolen from their vehicle .

ASK Specification: IF MV1a = 1 AND S_01E = 1

PROGRAM: ROUTING INSTRUCTIONS: Go to CE_BOX4.

Box ID: CE_BOX3

Respondents who had anything stolen as part of this incident or had vehicle parts or gas stolen during the incident and did not actually have their vehicle stolen, go to CE5.

If (S_T = 1 or MV1b = 1) and MV1a != 1, GO TO CE5.
Else, go to CE_BOX4.

Question ID: CE5

(Including cash) what would you estimate was the total value of the stolen items, including the value of anything you got back?{ READ CATEGORIES AS NEEDED.}

- 1 Less than \$25
- 2 \$25 to less than \$50
- 3 \$50 to less than \$100
- 4 \$100 to less than \$500
- 5 \$500 to less than \$1,000
- 6 \$1,000 or more

ASK Description: Respondents who had anything stolen as part of this incident or had vehicle parts or gas stolen during the incident and did not actually have their vehicle stolen

ASK Specification: IF (S_T = 1 OR MV1b = 1) AND MV1a != 1.

Box ID: CE_BOX4

Respondents who reported their vehicle was actually stolen or reported the offender(s) actually took vehicle parts or gas or reported the offender actually stole something or had anything stolen as part of this incident, go to CE6.
Else, go to CE_BOX5.

IF MV1a = 1 OR MV1b = 1 OR S_03AT = 1 OR S_T = 1, GO TO CE6.
Else, go to CE_BOX5.

Question ID: CE6

{Apart from the stolen vehicle did/Did} you get any of the stolen {money }{or } {items }back?

- 1 Yes, you got all of it back GO TO CE_BOX5
- 2 Yes, you got some of it back GO TO CE7
- 3 No, you got none of it back GO TO CE_BOX5

ASK Description: Respondents who reported their vehicle was actually stolen or reported the offender(s) actually took vehicle parts or gas or reported the offender actually stole something or had anything stolen as part of this incident.

ASK Specification: IF MV1a = 1 OR MV1b = 1 OR S_03AT = 1 OR S_T = 1.

Question ID: CE7

{Apart from the cost of the vehicle, what/ What} would you estimate was the total value of the { other} items you got back?{ READ CATEGORIES AS NEEDED.}

- 1 Less than \$25
- 2 \$25 to less than \$50
- 3 \$50 to less than \$100
- 4 \$100 to less than \$500
- 5 \$500 to less than \$1,000
- 6 \$1,000 or more

ASK Description: Respondents who got any of their stolen money or items back.

ASK Specification: IF CE6 = 2.

Property Damage

Box ID: CE_BOX5

Respondents who did not report someone vandalized their home, car, or something else that belongs to them or someone they live with or someone killed an animal that belonged to them as part of this incident, go to CE8.
Else, go to CE13.

If S_V != 1, go to CE8.
Else, go to CE13.

Question ID: CE8

{Other than any stolen property was/Was} anything that belonged to you or someone you live with damaged or destroyed in {this/the} incident?

- | | |
|-------|---------------|
| 1 Yes | GO TO CE9 |
| 2 No | GO TO CE_BOX9 |

ASK Description: Respondents who reported an incident that did not involve someone vandalizing their home, car, or something else that belongs to them or someone they live with or someone killing an animal that belonged to them.

ASK Specification: IF S_V != 1 AND (S_MV = 1 OR S_MVP = 1 OR S_T = 1 OR S_BI = 1 OR S_A = 1 OR S_TA = 1 OR S_ATA = 1 OR S_SA = 1).

Question ID: CE9

What was damaged or destroyed{ other than any stolen property}??{ Anything else??} (*Mark all that apply.*)

- 1 A vehicle (including parts)
- 2 Something inside your home or apartment
- 3 A mailbox
- 4 Something outside of your home or apartment, such as doors, windows, or walls
- 5 Fences, walls, gates or items in a garden
- 6 A garage, shed, greenhouse or other structure on your property
- 7 An animal such as a pet or livestock
- 8 Other Specify _____

ASK Description: Respondents who had anything that belonged to them or someone they live with was damaged or destroyed in this incident.

ASK Specification: IF CE8 = 1.

PROGRAM: Display text box and allow 250 character text response.

Box ID: CE_BOX6

Respondents who had a vehicle damaged or destroyed during this incident, go to CE10.
Else, go to CE_BOX7.

If CE9_1 = 1, go to CE10.
Else, go to CE_BOX7.

Question ID: CE10

Was any of the damage a result of the offender trying to get into the vehicle?

- 1 Yes
- 2 No

ASK Description: Respondents who had a vehicle damaged or destroyed during this incident.

ASK Specification: IF CE9_1 = 1.

Box ID: CE_BOX7

Respondents who had a mailbox or something outside of their home damaged or destroyed during this incident, go to CE11.
Else, go to CE_BOX8.

If CE9_3 = 1 or CE9_4 = 1, go to CE11.
Else, go to CE_BOX8.

Question ID: CE11

Was any of the damage to your house or apartment a result of the offender trying to get inside?

- 1 Yes
- 2 No

ASK Description: Respondents who had a mailbox or something outside of their home damaged or destroyed during this incident

ASK Specification: IF CE9_3 = 1 OR CE9_4 = 1.

Box ID: CE_BOX8

Respondents who had a garage, shed, greenhouse or other structure on their property damaged or destroyed during this incident, go to CE12.
Else, go to CE13.

If CE9_6 = 1, go to CE12.
Else, go to CE13.

Question ID: CE12

Was any of the damage to your garage, shed, greenhouse or other structure on your property a result of the offender trying to get into the structure?

- 1 Yes
- 2 No

ASK Description: Respondents who had a garage, shed, greenhouse or other structure on their property damaged or destroyed during this incident.

ASK Specification: IF CE9_6 = 1.

Question ID: CE13

{Excluding any costs you have already mentioned, what/What} was the total value of the damage done{ in this vandalism}? *If you don't know the exact amount, please give your best estimate.*{ READ CATEGORIES AS NEEDED.}

- 1 Less than \$100
- 2 \$100 to less than \$500
- 3 \$500 to less than \$1,000
- 4 \$1,000 to less than \$5,000
- 5 \$5,000 or more

ASK Description: Respondents who reported someone vandalized their home, car, or something else that belongs to them or someone they live with or someone killed an animal that belonged to them as part of this incident or had anything that belonged to them or someone they live with was damaged or destroyed in this incident.

ASK Specification: IF S_V = 1 OR CE8 = 1.

Question ID: CE14

Did you need to stay somewhere else or move to a new home as a result of {this/the} incident?

- 1 Yes
- 2 No

ASK Description: Respondents who reported someone vandalized their home, car, or something else that belongs to them or someone they live with or someone killed an animal that belonged to them as part of this incident or had anything that belonged to them or someone they live with was damaged or destroyed in this incident.

ASK Specification: IF S_V = 1 OR CE8 = 1.

Lost Work and Wages

Box ID: CE_BOX9

Respondents who had a job or worked at a business at any time in the past 12 months or are a regular student or are a college/campus student, go to CE15.
Else, go to VS_BOX1.

If PC5 = 1 OR PC6 = 1 or RStudent = 1 or CStudent = 1, go to CE15.
Else, go to VS_BOX1.

Question ID: CE15

Have you taken any time off from work or school because of {this/the} incident?

- | | | |
|---|---|---------------|
| 1 | Yes, time off from work | GO TO CE16 |
| 2 | Yes, time off from school | GO TO CE16 |
| 3 | Yes, time off from both work and school | GO TO CE16 |
| 4 | No | GO TO VS_BOX1 |

ASK Description: Respondents who had a job or worked at a business at any time in the past 12 months or are a regular student or are a college/campus student.

ASK Specification: IF PC5 = 1 OR PC6 = 1 or RStudent = 1 or CStudent = 1.

Question ID: CE16

How many days did you take off work or school?{ READ CATEGORIES AS NEEDED.}

- 1 Less than one day
- 2 1 or 2 days
- 3 3 days to less than one full week
- 4 1 full week to less than a month
- 5 A month or more

ASK Description: Respondents who had a job or worked at a business at any time in the past 12 months or are a regular student or are a college/campus student and have taken any time off from work or school because of the incident.

ASK Specification: IF (PC5 = 1 OR PC6 = 1 or RStudent = 1 or CStudent = 1) AND CE15 = 1, 2, 3.

PROGRAM: If CE15 = 1 or 3, go to CE17.
Else, go to CE19.

Question ID: CE17

Did you lose any pay for the time you took off?

- | | |
|-------|------------|
| 1 Yes | GO TO CE18 |
| 2 No | GO TO CE19 |

ASK Description: Respondents who had a job or worked at a business at any time in the past 12 months or are a regular student or are a college/campus student and have taken any time off from work because of the incident.

ASK Specification: IF (PC5 = 1 OR PC6 = 1 or RStudent = 1 or CStudent = 1) AND CE15 = 1, 3.

Question ID: CE18

About how much pay did you lose?{ READ CATEGORIES AS NEEDED.}

- 1 Less than \$100
- 2 \$100 to less than \$500
- 3 \$500 to less than \$1000
- 4 \$1000 or more

ASK Description: Respondents who had a job or worked at a business at any time in the past 12 months or are a regular student or are a college/campus student and have taken any time off from work because of the incident and lost pay for the time they took off.

ASK Specification: IF (PC5 = 1 OR PC6 = 1 or RStudent = 1 or CStudent = 1) AND CE15 = 1, 3 AND CE17 = 1.

Question ID: CE19

Did you lose your job or have to give up work, or withdraw from school as a result of {this/the} incident?

- | | |
|-------|---------------|
| 1 Yes | GO TO VS_BOX1 |
| 2 No | GO TO CE19A |

ASK Description: Respondents who had a job or worked at a business at any time in the past 12 months or are a regular student or are a college/campus student and have taken any time off from work or school because of the incident.

ASK Specification: IF (PC5 = 1 OR PC6 = 1 or RStudent = 1 or CStudent = 1) AND CE15 = 1, 2, 3.

Question ID: CE19a

Did you have to change your job or school as a result of {this/the} incident?

- 1 Yes
- 2 No

ASK Description: Respondents who had a job or worked at a business at any time in the past 12 months or are a regular student or are a college/campus student and have taken any time off from work or school because of the incident and lost their job or had to give up work, or withdraw from school as a result of this incident.

ASK Specification: IF (PC5 = 1 OR PC6 = 1 or RStudent = 1 or CStudent = 1) AND CE15 = 1, 2, 3 AND CE19 = 1.

Victim Services (VS) Series

Box ID: VS_BOX1

Respondents who are completing their first CIR and reported an attack, threatened attack, or attack with a weapon as part of this incident, or had unwanted vaginal sex, oral sex, anal sex, sexual penetration with a finger or object in their vagina or anus or in the offender's vagina or anus, or sexual touching and the offender used physical force, threatened to hurt them or someone close to them, they were blacked out, unconscious or asleep, or unable to consent because they were too drunk or high, or used force to touch them in a sexual way, or reported the incident was severely upsetting to them, go to VS_intro.

IF THIS IS THE FIRST CIR AND (S_A = 1 OR S_TA = 1 OR S_ATA = 1 OR ((SA_1a = 1 OR SA_1b = 1 or SA_1c = 1 OR SA_1d = 1) AND (SA_2a = 1 OR SA_2b = 1 OR SA_2c = 1 OR SA_2d = 1 OR SA_2e = 1)) OR CS3 = 4), go to VS_intro.
Else, go to NA_BOX1.

Question ID: VS_intro

The next questions ask about any help you might have gotten after {this/the} incident{ in {MONTH}} took place.

ASK Description: Respondents who are completing their first CIR and reported an attack, threatened attack, or attack with a weapon as part of this incident, or had unwanted vaginal sex, oral sex, anal sex, sexual penetration with a finger or object in their vagina or anus or in the offender's vagina or anus, or sexual touching and the offender used physical force, threatened to hurt them or someone close to them, they were blacked out, unconscious or asleep, or unable to consent because they were too drunk or high, or used force to touch them in a sexual way, or reported the incident was severely upsetting to them.

ASK Specification: IF THIS IS THE FIRST CIR AND (S_A = 1 OR S_TA = 1 OR S_ATA = 1 OR ((SA_1a = 1 OR SA_1b = 1 or SA_1c = 1 OR SA_1d = 1) AND (SA_2a = 1 OR SA_2b = 1 OR SA_2c = 1 OR SA_2d = 1 OR SA_2e = 1)) OR CS3 = 4).

Question ID: VS1A

Have you told any family, friends, co-workers{, classmates} or neighbors about the incident?

- 1 Yes
- 2 No

ASK Description: Respondents who are completing their first CIR and reported an attack, threatened attack, or attack with a weapon as part of this incident, or had unwanted vaginal sex, oral sex, anal sex, sexual penetration with a finger or object in their vagina or anus or in the offender's vagina or anus, or sexual touching and the offender used physical force, threatened to hurt them or someone close to them, they were blacked out, unconscious or asleep, or unable to consent because they were too drunk or high, or used force to touch them in a sexual way, or reported the incident was severely upsetting to them.

ASK Specification: IF THIS IS THE FIRST CIR AND (S_A = 1 OR S_TA = 1 OR S_ATA = 1 OR ((SA_1a = 1 OR SA_1b = 1 or SA_1c = 1 OR SA_1d = 1) AND (SA_2a = 1 OR SA_2b = 1 OR SA_2c = 1 OR SA_2d = 1 OR SA_2e = 1)) OR CS3 = 4).

Question ID: VS1B

{Other than{ the police or} family/friends have/Have} you told anyone in the following positions about the incident who you thought might be able to help you? (*Mark all that apply.*)

- 1 {Teacher, school counselor or school administrator}
- 2 {Employer, supervisor, or human resources personnel}
- 3 Medical or mental health professional
- 4 Representative of a religious or community organization
- 5 Security guard or personnel, other than the police
- 6 Other (specify) _____
- 7 No, have not told anyone in any of these positions.

ASK Description: Respondents who are completing their first CIR and reported an attack, threatened attack, or attack with a weapon as part of this incident, or had unwanted vaginal sex, oral sex, anal sex, sexual penetration with a finger or object in their vagina or anus or in the offender's vagina or anus, or sexual touching and the offender used physical force, threatened to hurt them or someone close to them, they were blacked out, unconscious or asleep, or unable to consent because they were too drunk or high, or used force to touch them in a sexual way, or reported the incident was severely upsetting to them.

ASK Specification: IF THIS IS THE FIRST CIR AND (S_A = 1 OR S_TA = 1 OR S_ATA = 1 OR ((SA_1a = 1 OR SA_1b = 1 or SA_1c = 1 OR SA_1d = 1) AND (SA_2a = 1 OR SA_2b = 1 OR SA_2c = 1 OR SA_2d = 1 OR SA_2e = 1)) OR CS3 = 4).

PROGRAM: Display text box and allow 250 character text response.

Box ID: VS_BOX2

For VS2A – VS2K, display a 'Yes' and 'No' column with options for each response category. Display VS2A-G in one screen and VS2H-K on the next screen.

Question ID: VS2

Besides any help you might have gotten from friends or family, have you received the following kinds of services because of the incident?

- 1 Hotline, helpline, or crisis line intervention?
- 2 {Counseling, therapy, support groups, or help from a mental health provider?}
- 3 {Help or advocacy with medical care or medical exams, including accompanying you to a medical exam?}
- 4 {Sexual assault exam by a doctor, nurse or other medical professional?}
- 5 Free or low cost legal services from an attorney?
- 6 Help with the legal process, such as with police interviews, preparing for or going to court, or enforcement of your rights?
- 7 Help filing for a restraining, protection, or no-contact order?
- 8 {Help applying for victim compensation?}
- 9 {Short term or emergency financial assistance?}
- 10 {Housing, shelter or safehouse services?}
- 11 {Any other help or services because of the incident? _____}

ASK Description: Respondents who are completing their first CIR and reported an attack, threatened attack, or attack with a weapon as part of this incident, or had unwanted vaginal sex, oral sex, anal sex, sexual penetration with a finger or object in their vagina or anus or in the offender's vagina or anus, or sexual touching and the offender used physical force, threatened to hurt them or someone close to them, they were blacked out, unconscious or asleep, or unable to consent because they were too drunk or high, or used force to touch them in a sexual way, or reported the incident was severely upsetting to them.

ASK Specification: IF THIS IS THE FIRST CIR AND (S_A = 1 OR S_TA = 1 OR S_ATA = 1 OR ((SA_1a = 1 OR SA_1b = 1 or SA_1c = 1 OR SA_1d = 1) AND (SA_2a = 1 OR SA_2b = 1 OR SA_2c = 1 OR SA_2d = 1 OR SA_2e = 1)) OR CS3 = 4).

PROGRAM: Display text box and allow 250 character text response.

ROUTING INSTRUCTIONS: IF VS2A = 1 OR VS2B = 1 OR VS2C = 1 OR VS2D = 1 OR VS2E = 1 OR VS2F = 1 OR VS2G = 1 OR VS2H = 1 OR VS2I = 1 OR VS2J = 1 OR VS2K = 1, GO TO VS_BOX3.

ELSE, GO TO VS4.

Box ID: VS_BOX3

Display questions VS3A through VS3K using the expanded stem-leaf screen. The introduction text from VS3A is the stem. Show all leaves on the screen at once.

If VS2A = 1, display VS3A.

If VS2B = 1, display VS3B.

If VS2C = 1, display VS3C.

If VS2D = 1, display VS3D.

If VS2E = 1, display VS3E.

If VS2F = 1, display VS3F.

If VS2G = 1, display VS3G.

If VS2H = 1, display VS3H.

If VS2I = 1, display VS3I.

If VS2J = 1, display VS3J.

If VS2K = 1, display VS3K.

Question ID: VS3A

How satisfied were you with...

Hotline, helpline, or crisis line intervention

- 1 Completely satisfied
- 2 Mostly satisfied
- 3 Equally satisfied and dissatisfied
- 4 Mostly dissatisfied
- 5 Completely dissatisfied

ASK Description: Respondents who received professional help from a hotline, helpline, or crisis line intervention.

ASK Specification: IF VS2A = 1.

Question ID: VS3B

Counseling, therapy, support groups, or help from a mental health provider

- 1 Completely satisfied
- 2 Mostly satisfied
- 3 Equally satisfied and dissatisfied
- 4 Mostly dissatisfied
- 5 Completely dissatisfied

ASK Description: Respondents who received professional help from counseling, therapy, support groups, or help from a mental health provider.

ASK Specification: IF VS2B = 1.

Question ID: VS3C

Help or advocacy with medical care or medical exams, including accompanying you to a medical exam

- 1 Completely satisfied
- 2 Mostly satisfied
- 3 Equally satisfied and dissatisfied
- 4 Mostly dissatisfied
- 5 Completely dissatisfied

ASK Description: Respondents who received professional help or advocacy with medical care or medical exams.

ASK Specification: IF VS2C = 1.

Question ID: VS3D

Sexual assault exam by a doctor, nurse or other medical professional

- 1 Completely satisfied
- 2 Mostly satisfied
- 3 Equally satisfied and dissatisfied
- 4 Mostly dissatisfied
- 5 Completely dissatisfied

ASK Description: Respondents who received professional help from a sexual assault exam by a doctor, nurse or other medical professional.

ASK Specification: IF VS2D = 1.

Question ID: VS3E

Free or low cost legal services from an attorney

- 1 Completely satisfied
- 2 Mostly satisfied
- 3 Equally satisfied and dissatisfied
- 4 Mostly dissatisfied
- 5 Completely dissatisfied

ASK Description: Respondents who received professional help from free or low cost legal services from an attorney.

ASK Specification: IF VS2E = 1.

Question ID: VS3F

Help with the legal process, such as with police interviews, preparing for or going to court, or enforcement of your rights

- 1 Completely satisfied
- 2 Mostly satisfied
- 3 Equally satisfied and dissatisfied
- 4 Mostly dissatisfied
- 5 Completely dissatisfied

ASK Description: Respondents who received professional help with the legal process, such as with police interviews, preparing for court, or going to court.

ASK Specification: IF VS2F = 1.

Question ID: VS3G

Help filing for a restraining, protection, or no-contact order

- 1 Completely satisfied
- 2 Mostly satisfied
- 3 Equally satisfied and dissatisfied
- 4 Mostly dissatisfied
- 5 Completely dissatisfied

ASK Description: Respondents who received professional help getting a restraining, protection, or no-contact order.

ASK Specification: IF VS2G = 1.

Question ID: VS3H

Help applying for victim compensation

- 1 Completely satisfied
- 2 Mostly satisfied
- 3 Equally satisfied and dissatisfied
- 4 Mostly dissatisfied
- 5 Completely dissatisfied

ASK Description: Respondents who received professional help applying for victim compensation.

ASK Specification: IF VS2H = 1.

Question ID: VS3I

Short term or emergency financial assistance

- 1 Completely satisfied
- 2 Mostly satisfied
- 3 Equally satisfied and dissatisfied
- 4 Mostly dissatisfied
- 5 Completely dissatisfied

ASK Description: Respondents who received professional help from short term or emergency financial assistance.

ASK Specification: IF VS2I = 1.

Question ID: VS3J

Housing, shelter or safehouse services

- 1 Completely satisfied
- 2 Mostly satisfied
- 3 Equally satisfied and dissatisfied
- 4 Mostly dissatisfied
- 5 Completely dissatisfied

ASK Description: Respondents who received professional help from housing, shelter or safehouse services.

ASK Specification: IF VS2J = 1.

Question ID: VS3K

Any other help or services you received

- 1 Completely satisfied
- 2 Mostly satisfied
- 3 Equally satisfied and dissatisfied
- 4 Mostly dissatisfied
- 5 Completely dissatisfied

ASK Description: Respondents who received professional help from any other services.

ASK Specification: IF VS2K = 1.

Box ID: VS_BOX4

Respondents who did not receive or refused to report if they received professional services from a hotline, helpline, or crisis line intervention; counseling, therapy, support groups, or help from a mental health provider; help or advocacy with medical care or medical exams, including accompanying you to a medical exam; sexual assault exam by a doctor, nurse or other medical professional; free or low cost legal services from an attorney; help with the legal process, such as with police interviews, preparing for or going to court, or enforcement of your rights; help applying for victim compensation; help filing for a restraining, protection, or no-contact order; short term or emergency financial assistance; or housing, or shelter or safehouse services, go to VS4.

Else, go to NA_BOX1.

IF VS2A = 2, -9 OR VS2B = 2, -9 OR VS2C = 2, -9 OR VS2D = 2, -9 OR VS2E = 2, -9 OR VS2F = 2, -9 OR VS2G = 2, -9 OR VS2H = 2, -9 OR VS2I = 2, -9 OR VS2J = 2, -9, GO TO VS4.
ELSE, GO TO NA_BOX1.

Question ID: VS4

Were there any types of services that you TRIED to get BUT WERE UNABLE TO GET?

- | | |
|-------|-----------|
| 1 Yes | GO TO VS5 |
| 2 No | GO TO VS7 |

ASK Description: Respondents who did not receive or refused to report if they received professional services from a hotline, helpline, or crisis line intervention; counseling, therapy, support groups, or help from a mental health provider; help or advocacy with medical care or medical exams, including accompanying you to a medical exam; sexual assault exam by a doctor, nurse or other medical professional; free or low cost legal services from an attorney; help with the legal process, such as with police interviews, preparing for or going to court, or enforcement of your rights; help applying for victim compensation; help filing for a restraining, protection, or no-contact order; short term or emergency financial assistance; housing, or shelter or safehouse services.

ASK Specification: IF VS2A = 2, -9 OR VS2B = 2, -9 OR VS2C = 2, -9 OR VS2D = 2, -9 OR VS2E = 2, -9 OR VS2F = 2, -9 OR VS2G = 2, -9 OR VS2H = 2, -9 OR VS2I = 2, -9 OR VS2J = 2, -9.

Question ID: VS5

Which {of the following }services did you TRY to get BUT WERE UNABLE TO GET?{ READ CATEGORIES AS NEEDED.} (Mark all that apply.)

- 1 {Hotline, helpline, or crisis line intervention}
- 2 {Counseling, therapy, support groups, or help from a mental health provider}
- 3 {Help or advocacy with medical care or medical exams, including accompanying you to a medical exam}
- 4 {Sexual assault exam by a doctor, nurse or other medical professional}
- 5 {Free or low cost legal services from an attorney}
- 6 {Help with the legal process, such as with police interviews, preparing for or going to court, or enforcement of your rights}
- 7 {Help filing for a restraining, protection, or no-contact order}
- 8 {Help applying for victim compensation}
- 9 {Short term or emergency financial assistance}
- 10 {Housing, shelter or safehouse services}
- 11 Any other help or service because of the incident
Specify: _____

ASK Description: Respondents who tried but were unable to get help from any type of service.

ASK Specification: IF VS4 = 1.

PROGRAM: Display text box and allow 250 character text response.

ROUTING INSTRUCTIONS: IF VS5A = 1 OR VS5B = 1 OR VS5C = 1 OR VS5D = 1 OR VS5E = 1 OR VS5F = 1 OR VS5G = 1 OR VS5H = 1 OR VS5I = 1 OR VS5J = 1 OR VS5K = 1, GO TO VS_BOX5.

Else, go to NA_BOX1.

Box ID: VS_BOX5

For VS6A-VS6I, display a 'Yes' and 'No' column with options for each response category.

Question ID: VS6

Were any of the following reasons why you didn't actually get the services you needed after the incident?

- 1 The services you needed were not available in your area?
- 2 Program was full, or there was a long wait list
- 3 You did not think you were eligible for services, or you were told you were not eligible?
- 4 You did not have transportation{ or childcare}?
- 5 You could not take time off work or school?
- 6 The services were not available in your language?
- 7 You didn't want to get the offender in trouble or face harsh consequences?
- 8 You were worried about the consequences for yourself or your family?
- 9 Some other reason? (Specify)_____

ASK Description: Respondents who were unable to receive help from a hotline, helpline, or crisis line intervention; counseling, therapy, support groups, or help from a mental health provider; help or advocacy with medical care or medical exams, including accompanying you to a medical exam; sexual assault exam by a doctor, nurse or other medical professional; free or low cost legal services from an attorney; help with the legal process, such as with police interviews, preparing for or going to court, or enforcement of your rights; help applying for victim compensation; help filing for a restraining, protection, or no-contact order; short term or emergency financial assistance; housing, or shelter or safehouse services.

ASK Specification: IF VS5A = 1 OR VS5B = 1 OR VS5C = 1 OR VS5D = 1 OR VS5E = 1 OR VS5F = 1 OR VS5G = 1 OR VS5H = 1 OR VS5I = 1 OR VS5J = 1 OR VS5K = 1.

PROGRAM: Display text box and allow 250 character text response.
 ROUTING INSTRUCTIONS: GO TO NA_BOX1.

Question ID: VS7

You said you didn't try to get any services. Did you want any services?

- | | |
|-------|---------------|
| 1 Yes | GO TO VS_BOX6 |
| 2 No | GO TO NA_BOX1 |

ASK Description: Respondents who reported there were not any services that they tried but were unable to get.

ASK Specification: IF VS4 = 2.

Box ID: VS_BOX6

For VS8A – VS8H, display a 'Yes' and 'No' column with options for each response category.

Question ID: VS8

Please indicate whether or not each of the following were reasons why you did not try to get any services. (*Mark all that apply.*)

- 1 You did not know what help or services were available
- 2 You did not think you were eligible for services, or you were told you were not eligible
- 3 You did not have transportation{ or childcare}
- 4 You could not take time off work or school
- 5 You didn't want to get the offender in trouble or face harsh consequences
- 6 You were worried about the consequences for yourself or your family
- 7 You did not feel services were appropriate to meet your needs
- 8 Some other reason (Specify) _____

ASK Description: Respondents who reported there were not any services that they tried but were unable to get and they wanted any services.

ASK Specification: IF VS4 = 2 AND VS7 = 1.

PROGRAM: Display text box and allow 250 character text response.

Narrative

Box ID: NA_BOX1

Respondents completing the interviewer-administered questionnaire, go to N1.
Else, respondents completing the self-administered questionnaire, go to NARR.

If CONDITION = 2, GO TO N1.
Else if CONDITION = 3, GO TO NARR.

Question ID: NARR

Thank you for providing this information about the incident{ in {MONTH}}. On the next screen, you will be asked to describe the incident in your own words. Remember that you can skip any question, including this one, if you don't recall particular details, or don't want to answer.

ASK Description: Respondents completing the self-administered questionnaire.

ASK Specification: IF CONDITION = 3.

Question ID: N1

{Thank you for telling me about the incident{ in {MONTH}}. Would you mind describing the incident for me in your own words? Remember that you can skip any question, including this one, if you don't want to answer, or you don't recall particular details.} {Also remember that we are recording this interview, so I won't need to type in what you have to say./Since the audio recording is off, please be patient as I type in your answer.}{To check that the survey questions have captured what happened in this incident, please describe the incident in your own words. Depending on your situation, this might include who did it, where it occurred, what was taken, whether you were injured or any other details you feel are important to understand what happened.}

1 TEXT RESPONSE

ASK Description: All respondents.

PROGRAM: DISPLAY TEXT FIELD, MAX CHARACTER LENGTH = 4000.

Box ID: NA_BOX3

END OF CIR LOOP

If data has been collected for all incidents reported, go to PC9_INTRO.
Else, go to CIR1 for next incident loop.

Person Characteristics II

Question ID: PC9_INTRO

The next questions ask about you. Remember all answers to this survey are confidential.

ASK Description: All respondents.

Box ID: PC2_BOX1

Respondents who did not indicate they have a job or work at a business in the past 7 days, GO TO PC9.

Else, go to PC2_BOX2.

IF PC5 = 2, GO TO PC9.
ELSE, GO TO PC2_BOX2.

Question ID: PC9

Earlier you said you did not have a job or business last week. During the past 4 WEEKS, have you been ACTIVELY looking for work?

- 1 Yes
- 2 No

ASK Description: Respondents who did not indicate they had a job or work at a business in the past 7 days.

ASK Specification: IF PC5 = 2.

Box ID: PC2_BOX2

Respondents who indicated they had a job or work at a business in the past 12 months, GO TO PC10.

Else, go to PC2_BOX3.

IF PC6 = 1, GO TO PC10.
ELSE, GO TO PC2_BOX3.

Question ID: PC10

Earlier you said you had a job or worked at a business at some time in the past 12 months. Did that (job/work) last 2 consecutive weeks or more?

1 Yes

GO TO PC11

2 No

GO TO PC_INTRO2

ASK Description: Respondents who indicated they have a job or work at a business in the past 12 months.

ASK Specification: IF PC6 = 1.

Question ID: PC11

When did that job end?

1 DATE FIELD

ASK Description: Respondents who indicated they had a job or work at a business in the past 12 months and the job/work lasted 2 consecutive weeks or more.

ASK Specification: IF PC6 = 1 AND PC10 = 1.

PROGRAM: Show Text Field for DATE, format MM/DD/YYYY. Numeric response only.

LOGIC CHECK: Hard check - date entered > current date.

Box ID: PC2_BOX3

Respondents who had a job or worked at a business in the past 7 days or past 12 months and reported any incident that involved an attack, threatened attack, attack with a weapon, or unwanted sexual contact and reported the incident occurred at their place of work or reported the incident occurred while they were working or on duty or reported the incident happened on when they were on their way to or from work, GO TO PC11A.

ELSE, go to PC2_BOX4.

IF (PC5 = 1 OR PC6 = 1) AND THE FOLLOWING IS TRUE FOR ANY CIR: (S_A = 1 OR S_TA = 1 OR S_ATA = 1 OR S_SA = 1) AND (LO_3 = 5 OR WV1 = 1 OR WV2 = 1) AND (WV3 != -9 OR WV5 != -9 OR WV6 != -9 OR WV7 != -9 OR WV8 != -9 OR WV != -9), go to PC11A.

Else, go to PC2_BOX4.

Question ID: PC11a

Earlier you said that an incident happened while you were at work. Have you changed your job since then?

- | | |
|-------|-----------------|
| 1 Yes | GO TO PC12 |
| 2 No | GO TO PC_INTRO2 |

ASK Description: Respondents who provided any details about any incident that happened at work or on the way to or from work.

ASK Specification: IF (PC5 = 1 OR PC6 = 1) AND THE FOLLOWING IS TRUE FOR ANY CIR: (S_A = 1 OR S_TA = 1 OR S_ATA = 1 OR S_SA = 1) AND (LO_3 = 5 OR WV1 = 1 OR WV2 = 1) AND (WV3 != -9 OR WV5 != -9 OR WV6 != -9 OR WV7 != -9 OR WV8 != -9 OR WV != -9).

Box ID: PC2_BOX4

Respondents who indicated they had changed jobs since the incident, GO TO PC_INTRO2. Respondents who indicated they had a job or work at a business in the past 7 days or the job/work in the past 12 months lasted 2 consecutive weeks or more, GO TO PC12. Else, GO TO PC_INTRO2.

IF PC11a = 2, GO TO PC_INTRO2.
 ELSE, IF PC5 = 1 OR PC10 = 1, GO TO PC12.
 ELSE, GO TO PC_INTRO2.

Question ID: PC12

{Earlier you said you had a job or worked at a business last week. }The next questions are about your {current main/most recent} job. {Are/Were} you employed by . . .

- | | |
|---|------------|
| 1 A private company, business, or individual for wages, | GO TO PC14 |
| 2 {The }Federal government,{ or} | GO TO PC14 |
| 3 A state, county, or local government, | GO TO PC14 |
| 4 {Self-employed/Yourself (self-employed)} in your own business, professional practice, or farm, or | GO TO PC14 |
| 5 {Employed by a/A} private not-for-profit, tax-exempt, or charitable organization? | GO TO PC14 |

ASK Description: Respondents who indicated they had a job or work at a business in the past 7 days or the job/work in the past 12 months lasted 2 consecutive weeks or more.

ASK Specification: IF PC5 = 1 OR PC10 = 1.

Question ID: PC14

What is the name of the (company/government agency/business/non-profit organization) for which you worked? Remember, all answers to this survey are confidential, and you may skip any question that you don't want to answer.

1 TEXT RESPONSE

ASK Description: Respondents who indicated they had a job or work at a business in the past 7 days or the job/work in the past 12 months lasted 2 consecutive weeks or more.

ASK Specification: IF PC5 = 1 OR PC10 = 1.

PROGRAM: DISPLAY TEXT FIELD, MAX CHARACTER LENGTH = 200.

Question ID: PC15

What kind of business or industry is this? What do they make or do?

1 TEXT RESPONSE

ASK Description: Respondents who indicated they had a job or work at a business in the past 7 days or the job/work in the past 12 months lasted 2 consecutive weeks or more.

ASK Specification: IF PC5 = 1 OR PC10 = 1.

PROGRAM: DISPLAY TEXT FIELD, MAX CHARACTER LENGTH = 200.

Question ID: PC16

{Is this mainly...? TURN LAPTOP AROUND SO R CAN SEE LIST./Which of these categories best describes the business or industry?}

- 1 Agriculture
- 2 Forestry
- 3 Construction
- 4 Healthcare and Social Assistance
- 5 Manufacturing
- 6 Mining
- 7 Oil and Gas Extraction
- 8 Public Safety
- 9 Services
- 10 Transportation
- 11 Warehousing
- 12 Utilities
- 13 Retail trade
- 14 Wholesale trade
- 15 Something else Specify: _____

ASK Description: Respondents who indicated they had a job or work at a business in the past 7 days or the job/work in the past 12 months lasted 2 consecutive weeks or more.

ASK Specification: IF PC5 = 1 OR PC10 = 1.

Question ID: PC17

What kind of work {do/did} you do, that is, what {is/was} your occupation? (For example: registered nurse, personnel manager, supervisor of order department, secretary, accountant)

- 1 TEXT RESPONSE

ASK Description: Respondents who indicated they had a job or work at a business in the past 7 days or the job/work in the past 12 months lasted 2 consecutive weeks or more.

ASK Specification: IF PC5 = 1 OR PC10 = 1.

PROGRAM: DISPLAY TEXT FIELD, MAX CHARACTER LENGTH = 200.

Question ID: PC18

What {are/were} your usual activities or duties at this job? (For example: patient care, directing hiring policies, supervising order clerks, typing and filing, reconciling financial records)

1 TEXT RESPONSE

ASK Description: Respondents who indicated they had a job or work at a business in the past 7 days or the job/work in the past 12 months lasted 2 consecutive weeks or more.

ASK Specification: IF PC5 = 1 OR PC10 = 1.

PROGRAM: DISPLAY TEXT FIELD, MAX CHARACTER LENGTH = 200.

Question ID: PC_INTRO2

The next questions ask about any health conditions, impairments, or disabilities you may have.

ASK Description: All respondents.

Question ID: PC19

Are you deaf or do you have serious difficulty hearing?

- 1 Yes
- 2 No

ASK Description: All respondents.

Question ID: PC20

Are you blind or do you have serious difficulty seeing even when wearing glasses?

- 1 Yes
- 2 No

ASK Description: All respondents.

Box ID: PC2_BOX5

For PC21 - PC23, display a 'Yes' and 'No' column with options for each response category.

Question ID: PC21

Because of a physical, mental, or emotional condition, do you have serious difficulty:

- 1 . . . concentrating, remembering or making decisions?
- 2 . . . walking or climbing stairs?
- 3 . . . dressing or bathing?

ASK Description: All respondents.

Box ID: PC2_BOX6

IF UT_AGE >= 16, GO TO PC24.
Else, GO TO PC2_BOX6AA.

Question ID: PC24

Because of a physical, mental, or emotional condition, do you have difficulty doing errands alone such as visiting a doctor's office or shopping?

- 1 Yes
- 2 No

ASK Description: Respondents age 16 or older.

ASK Specification: IF UT_AGE >= 16.

Box ID: PC2_BOX6AA

IF PC19 = 1 OR PC20 = 1 OR PC21 = 1 OR PC22 = 1 OR PC23 = 1 OR PC24 = 1, GO TO PC24A.
Else, GO TO PC25_INTRO.

Question ID: PC24A

Do you consider yourself to be disabled?

- 1 Yes
- 2 No

ASK Description: Respondents who are deaf or have serious difficulty hearing, blind or have serious difficulty seeing even when wearing glasses, because of a physical, mental, or emotional condition have serious difficulty concentrating, remembering or making decisions, walking or climbing stairs, dressing or bathing, or because of a physical, mental, or emotional condition have difficulty doing errands alone such as visiting a doctor's office or shopping.

ASK Specification: IF PC19 = 1 OR PC20 = 1 OR PC21 = 1 OR PC22 = 1 OR PC23 = 1 OR PC24 = 1.

Question ID: PC25_INTRO

The next questions are about your background.

ASK Description: All respondents.

Question ID: PC25

Are you Hispanic or {Latino/Latina}?

- 1 Yes
- 2 No

ASK Description: All respondents.

Question ID: PC26

Which one or more of the following would you say is your race? Select one or more.

- 1 White
- 2 Black or African American
- 3 American Indian or Alaska Native
- 4 Asian
- 5 Native Hawaiian or Other Pacific Islander

ASK Description: All respondents.

PROGRAM: ROUTING INSTRUCTIONS: IF PC25 = 1 AND ((PC26_1 = 1 AND PC26_2 != 1 AND PC26_3 != 1 AND PC26_4 != 1 AND PC26_5 != 1) OR (PC26_1 != 1 AND PC26_2 = 1 AND PC26_3 != 1 AND PC26_4 != 1 AND PC26_5 != 1) OR (PC26_1 != 1 AND PC26_2 != 1 AND PC26_3 = 1 AND PC26_4 != 1 AND PC26_5 != 1) OR (PC26_1 != 1 AND PC26_2 != 1 AND PC26_3 != 1 AND PC26_4 = 1 AND PC26_5 != 1) OR (PC26_1 != 1 AND PC26_2 != 1 AND PC26_3 != 1 AND PC26_4 != 1 AND PC26_5 = 1)), go to PC26a. Else, go to PC2_BOX7.

Question ID: PC26a

Do you primarily consider yourself to be Hispanic, or {response from PC26}, or both equally?

- 1 Hispanic
- 2 {response from PC26}
- 3 Both equally

ASK Description: Respondents who are Hispanic and say they are only one race.

ASK Specification: IF PC25 = 1 AND ((PC26_1 = 1 AND PC26_2 != 1 AND PC26_3 != 1 AND PC26_4 != 1 AND PC26_5 != 1) OR (PC26_1 != 1 AND PC26_2 = 1 AND PC26_3 != 1 AND PC26_4 != 1 AND PC26_5 != 1) OR (PC26_1 != 1 AND PC26_2 != 1 AND PC26_3 = 1 AND PC26_4 != 1 AND PC26_5 != 1) OR (PC26_1 != 1 AND PC26_2 != 1 AND PC26_3 != 1 AND PC26_4 = 1 AND PC26_5 != 1) OR (PC26_1 != 1 AND PC26_2 != 1 AND PC26_3 != 1 AND PC26_4 != 1 AND PC26_5 = 1)).

Box ID: PC2_BOX7

Respondents who are over 16 years of age, go to PC27.
Else, go to PC_BOX10.

IF UT_AGE >= 16, GO TO PC27.
Else, GO TO PC2_BOX10.

Question ID: PC27

Are you now . . .

- 1 Married
- 2 Widowed
- 3 Divorced
- 4 Separated, or
- 5 Never married

ASK Description: Respondents over 16 years of age.

ASK Specification: IF UT_AGE >= 16.

Box ID: PC2_BOX8

Respondents who are over 16 years of age and are now married, go to PC28.
Else, go to PC2_BOX9.

IF UT_AGE >= 16 AND PC27 = 1, GO TO PC28.
ELSE, GO TO PC2_BOX9.

Question ID: PC28

Is your spouse living with you?

- | | |
|-------|-----------------|
| 1 Yes | GO TO PC2_BOX10 |
| 2 No | GO TO PC2_BOX10 |

ASK Description: Respondents who are over 16 years of age and are now married.

ASK Specification: IF UT_AGE >= 16 AND PC27 = 1.

Box ID: PC2_BOX9

Respondents who are over 16 years of age and live with another adult and are not married, go to PC29.
Else, go to PC2_BOX10.

IF UT_AGE >= 16 AND SOLO_HHM != 1 AND PC27 != 1, GO TO PC29.
Else, GO TO PC2_BOX10.

Question ID: PC29

Do you live with a boyfriend, girlfriend, or partner?

- 1 Yes
- 2 No

ASK Description: Respondents who are over 16 years of age and live with another adult and are not married.

ASK Specification: IF UT_AGE >= 16 AND SOLO_HHM != 1 AND PC27 != 1.

Box ID: PC2_BOX10

The questions about sexual orientation and gender identity will be asked of VICTIMS age 16 and older (victim defined as R was asked to complete at least one CIR). If Male, go to PC30. If Female or Other, go to PC31. Else, go to PC35.

IF UT_AGE >=16 AND (S_MV = 1 OR S_MVP = 1 OR S_T = 1 OR S_BI = 1 OR S_V = 1 OR S_A = 1 OR S_TA = 1 OR S_ATA = 1 OR S_SA = 1 AND UT_RESP_GENDER = 1, GO TO PC30.
 ELSE, IF UT_AGE >=16 AND (S_MV = 1 OR S_MVP = 1 OR S_T = 1 OR S_BI = 1 OR S_V = 1 OR S_A = 1 OR S_TA = 1 OR S_ATA = 1 OR S_SA = 1 AND UT_RESP_GENDER != 1, GO TO PC31.
 ELSE, GO TO PC35.

Question ID: PC30

Which of the following BEST represents how you think of yourself?

- 1 Gay GO TO PC32
- 2 Straight, that is, not gay GO TO PC32
- 3 Bisexual GO TO PC32
- 4 Something else (Specify: _____) GO TO PC32
- 5 Refused GO TO PC32
- 6 Don't know GO TO PC32

ASK Description: Respondents who are 16 years or older and completed a CIR and are male.

ASK Specification: IF UT_AGE >= 16 AND (S_MV = 1 OR S_MVP = 1 OR S_T = 1 OR S_BI = 1 OR S_V = 1 OR S_A = 1 OR S_TA = 1 OR S_ATA = 1 OR S_SA = 1) AND UT_RESP_GENDER = 1.

PROGRAM: Display text box and allow 128 character text response.

Question ID: PC31

Which of the following BEST represents how you think of yourself?

- 1 Lesbian or gay
- 2 Straight, that is, not lesbian or gay
- 3 Bisexual
- 4 Something else (Specify: _____)
- 5 Refused
- 6 Don't know

ASK Description: Respondents who are 16 years or older and completed a CIR and are female.

ASK Specification: IF UT_AGE >= 16 AND (S_MV = 1 OR S_MVP = 1 OR S_T = 1 OR S_BI = 1 OR S_V = 1 OR S_A = 1 OR S_TA = 1 OR S_ATA = 1 OR S_SA = 1) AND UT_RESP_GENDER != 1

PROGRAM: Display text box and allow 128 character text response.

Question ID: PC32

What sex was recorded on your original birth certificate?

- 1 Male
- 2 Female
- 3 Refused
- 4 Don't know

ASK Description: Respondents who are 16 years or older and completed a CIR.

ASK Specification: IF UT_AGE >= 16 AND (S_MV = 1 OR S_MVP = 1 OR S_T = 1 OR S_BI = 1 OR S_V = 1 OR S_A = 1 OR S_TA = 1 OR S_ATA = 1 OR S_SA = 1).

Question ID: PC33

Do you currently describe yourself as male, female, or transgender?

- 1 Male
- 2 Female
- 3 Transgender
- 4 None of these (SPECIFY) _____
- 5 Refused
- 6 I don't know the answer

ASK Description: Respondents who are 16 years or older and completed a CIR.

ASK Specification: IF UT_AGE >= 16 AND (S_MV = 1 OR S_MVP = 1 OR S_T = 1 OR S_BI = 1 OR S_V = 1 OR S_A = 1 OR S_TA = 1 OR S_ATA = 1 OR S_SA = 1).

PROGRAM: Display text box and allow 250 character text response.

Box ID: PC2_BOX11

Respondents who reported their sex on their birth certificate was male or female and currently describe themselves as male, female, or transgender and currently describe themselves as something different than the sex recorded on their original birth certificate, go to PC34.
Else, go to PC35.

If PC32 = 1, 2 AND PC33 = 1, 2, 3 AND PC32 != PC33, go to PC34.
Else, go to PC35.

Question ID: PC34

Just to confirm, your sex recorded at birth was {INSERT RESPONSE FROM PC32} and you now describe yourself as {INSERT RESPONSE FROM PC33}. Is that correct?

- 1 Yes
- 2 No GO TO PC32
- 7 Refused
- 8 Don't know

ASK Description: Respondents who reported their sex on their birth certificate was male or female and currently describe themselves as male, female, or transgender and currently describe themselves as something different than the sex recorded on their original birth certificate.

ASK Specification: If PC32 = 1, 2 AND PC33 = 1, 2, 3 AND PC32 != PC33.

Question ID: PC35

Are you a citizen of the United States? That is, were you born in the United States, born in a U.S. territory, born of U.S. citizen parents, or did you become a citizen of the U.S. through naturalization?

- 1 Yes, born in the United States
- 2 Yes, born in Puerto Rico, Guam, the U.S. Virgin Islands, or Northern Marianas
- 3 Yes, born abroad of U.S. citizen parent or parents
- 4 Yes, U.S. citizen by naturalization
- 5 No, not a U.S. citizen

ASK Description: All respondents.

Box ID: PC2_BOX12

Respondents who are 18 years or older, go to PC36.
Else, go to HHC2_BOX1.

If UT_AGE >=18, go to PC36.
Else, go to HHC2_BOX1.

Question ID: PC36

Have you ever served on active duty in the U. S. Armed Forces, Reserves, or National Guard?

- | | |
|---|-----------------|
| 1 NEVER SERVED IN THE MILITARY | GO TO HHC2_BOX1 |
| 2 ONLY ON ACTIVE DUTY FOR TRAINING IN THE
RESERVES OR NATIONAL GUARD | GO TO HHC2_BOX1 |
| 3 Now on active duty | |
| 4 On active duty in the past, but not now | |

ASK Description: Respondents who are 18 years or older.

ASK Specification: IF UT_AGE >= 18.

Question ID: PC37

When did you serve on active duty in the U.S. Armed Forces?{ READ CATEGORIES AS NEEDED.} (Mark all that apply, even if just for part of the time period.)

- 1 September 2001 or later
- 2 August 1990 to August 2001 (including Persian Gulf War)
- 3 May 1975 to July 1990
- 4 Vietnam Era (August 1964 to April 1975)
- 5 February 1955 to July 1964
- 6 Korean War (July 1950 to January 1955)
- 7 January 1947 to June 1950
- 8 World War II (December 1941 to December 1946)
- 9 November 1941 or earlier

ASK Description: Respondents who are 18 years or older and are now on active duty or were on active duty in the past but not now.

ASK Specification: IF UT_AGE >= 18 AND PC36 = 3, 4.

Household Characteristics II

Box ID: HHC2_BOX1

Household Respondents, go to H26a.
Else, go to ALL_END.

If UT_HHR = 1, go to H26a.
Else, go to ALL_END.

Question ID: H26a

Thinking about all of the people who lived in your household in the past 12 months, {was your/which category represents the} TOTAL combined income{ less than \$30,000, or \$30,000 or more}? This includes money from jobs, net income from business, farm or rent, pensions, dividends, interest, Social Security payments, and any other money income received by the people in this household who are 14 years of age or older.

- 1 Less than \$30,000
- 2 \$30,000 or more

ASK Description: Household respondents.

ASK Specification: IF UT_HHR = 1.

PROGRAM: ROUTING INSTRUCTIONS: IF H26a = 1, GO TO H26B1.
ELSE, IF H26a = 2, GO TO H26B2.
ELSE, GO TO H27.

Question ID: H26B1

Was the total combined income in your household...{ READ CATEGORIES UNTIL RESPONDENT SAYS YES.}

- 1 Less than \$5,000
- 2 \$5,000 to \$7,499
- 3 \$7,500 to \$9,999
- 4 \$10,000 to \$12,499
- 5 \$12,500 to \$14,999
- 6 \$15,000 to \$17,499
- 7 \$17,500 to \$19,999
- 8 \$20,000 to \$24,999
- 9 \$25,000 to \$29,999

ASK Description: Household respondents whose combined total household income is less than \$30,000.

ASK Specification: IF UT_HHR = 1 AND H26a = 1.

PROGRAM: ROUTING INSTRUCTIONS: GO TO H27.

Question ID: H26B2

Was the total combined income in your household...{ READ CATEGORIES UNTIL RESPONDENT SAYS YES.}

- 1 \$30,000 to \$34,999
- 2 \$35,000 to \$39,999
- 3 \$40,000 to \$49,999
- 4 \$50,000 to \$74,999
- 5 \$75,000 to \$99,999
- 6 \$100,000 to \$149,999
- 7 \$150,000 to \$199,999
- 8 \$200,000 or more

ASK Description: Household respondents whose combined total household income is \$30,000 or more.

ASK Specification: IF UT_HHR = 1 AND H26a = 2.

Question ID: H27

At any time during the past 12 months, did anyone who lives with you receive any kind of welfare or public assistance from a state or local welfare office – any food or housing benefits, welfare-to-work assistance, emergency help, or anything like that?

- 1 Yes
- 2 No

ASK Description: Household respondents.

ASK Specification: IF UT_HHR = 1.

Question ID: H28

How often do you worry that your total income (for everyone who lives there) will not be enough to meet your expenses and bills?

- 1 Almost all the time
- 2 Often
- 3 Once in a while
- 4 Hardly ever
- 5 Never

ASK Description: Household respondents.

ASK Specification: IF UT_HHR = 1.

Closing

Question ID: ALL_END

{PLEASE CLICK ON THE SUBMIT BUTTON TO FINALIZE THE INTERVIEW/If you have any questions or concerns about participating in the survey, please contact NSCS Survey Support at 1-855-849-6119. You can also email any questions or concerns to NSCS@westat.com.

Thank you for participating in this study. We realize that some of the topics covered are quite personal and can be difficult to think and talk about. We appreciate your willingness to be a part of this study and want you to know that we recognize the important contribution you have made. Sometimes when people have participated in a study like this, they realize that they are interested in following up on some of the issues that they have been asked about in the study with someone who is professionally trained to deal with these kinds of issues.

On the next screen you will see a list of the toll-free numbers of resources that you can use now or in the future if you want to speak further with someone.}

ASK Description: All respondents.

Question ID: SUBMITTED

{PLEASE CLOSE THIS WINDOW AND GO BACK TO THE IMS/You can reach the National Domestic Violence Hotline at 1-800-799-SAFE. You can reach the National Center for Victims of Crime at 1-202-467-8700. You can reach the National Child Abuse Hotline at 1-800-4-A-CHILD. You can reach Victim Connect at 1-855-4-VICTIM.

That completes the survey. Thank you for your participation.

Please close your browser or the current tab to exit the survey.}

ASK Description: All respondents.

PROGRAM: ROUTING INSTRUCTIONS: If CONDITION = 2, close module and return to the IMS. If CONDITION = 3, close module.

Attachment 13: Pilot test – debriefing items

Debriefing and Closing

Debriefing and Closing

Generated: 15-Apr-2019

Debriefing and Closing

Debriefing Questions	3
Closing Screen	10

Debriefing Questions

Box ID: D_BOX1

Allow Don't know (values of 9, 99 or 999) and Refused (values of 8, 98 or 998) options for each question unless otherwise noted.

If CONDITION = 3, do not display text in bold.

Condition 1 and 2 text formatting rules:
Bold text will be read by the interviewer.
Unbolded text will not be read by the interviewer.
Blue text are interviewer instructions.

Question ID: D_INTRO1

Thank you for answering these questions. We appreciate that you were willing to share your personal experiences and answer questions about some very private and sensitive issues in this survey.

We have just a few final questions that will help us improve the survey.

{Enter 1 to continue}

Box ID: D_BOX2

Respondents who are 18 years or older, go to VI1.Else, go to VI1Y.

If UT_AGE >= 18, go to VI1.Else, go to VI1Y.

Question ID: VI1

In the next two questions, we will ask you about two fictional situations and then you will be asked whether you think the character in each situation should report the incident on this survey.

Here is the first situation.

Jean and her husband got into an argument last month. He slapped her hard across the face and chipped her tooth. Do you think Jean should report this incident on this survey?

1 Yes

2 No

SAS Variable: VI1

Question ID: VI2

Here is the second situation.

Sally and Jim both got drunk on a date and had sex. Sally regretted that it happened, but felt that because both she and Jim were drunk they just got carried away. Do you think Sally should report this incident on this survey?

- | | | |
|---|-----|----------------|
| 1 | Yes | GO TO D_INTRO2 |
| 2 | No | GO TO D_INTRO2 |

SAS Variable: VI2

Question ID: VI1Y

In the next two questions, we will ask you about two stories and then you will be asked whether you think the character in each story should report their story on this survey.

Here is the first story.

Last month, Joe's scooter was taken from his front yard. He found it a week later in the park, and it was broken. Do you think Joe should report this story on this survey?

- | | |
|---|-----|
| 1 | Yes |
| 2 | No |

SAS Variable: VI1Y

Question ID: VI2Y

Here is the second situation.

Hannah was walking down the hallway at school, and someone came up behind her and pinched her butt. She didn't see who did it, but was upset about it. Do you think Hannah should report this story on this survey?

- | | | |
|---|-----|----------------|
| 1 | Yes | GO TO D_INTRO2 |
| 2 | No | GO TO D_INTRO2 |

SAS Variable: VI2Y

Question ID: D_INTRO2

The following questions are about your reaction to this survey.

{Enter 1 to continue}

Question ID: D1

How easy or difficult were the questions on this survey to understand? Would you say...

- 1 Very difficult
- 2 Difficult
- 3 Neutral
- 4 Easy
- 5 Very Easy

SAS Variable: D1

Question ID: D2

Do you feel that the length of this interview was too long, too short, or about right?

- 1 Too long
- 2 Too short
- 3 About right

SAS Variable: D2

Question ID: D3

Please indicate how strongly you agree or disagree with each of the following statements.

The research made you think about things you didn't want to think about. Would you say you...

- 1 Strongly Disagree
- 2 Disagree
- 3 Neutral
- 4 Agree
- 5 Strongly Agree

SAS Variable: D3

Question ID: D4

If you were asked to do this survey again in future, you would participate. Would you say you...

- 1 Strongly Disagree
- 2 Disagree
- 3 Neutral
- 4 Agree
- 5 Strongly Agree

SAS Variable: D4

Question ID: D5

How sensitive did you feel the questions asked in this survey were? Would you say they were...

- 1 Very sensitive
- 2 Somewhat sensitive
- 3 A little sensitive
- 4 Not at all sensitive

PROGRAM: ROUTING INSTRUCTIONS: If CONDITION = 3, go to D5a. Else, if CONDITION = 1 or 2, go to D6.

SAS Variable: D5

Question ID: D5a

How easy or difficult was it for you to use your computer or other device to do this survey?

- 1 Very difficult
- 2 Difficult
- 3 Neutral
- 4 Easy
- 5 Very Easy

PROGRAM: ROUTING INSTRUCTIONS: Go to D_DISPLAY7.

SAS Variable: D5a

Debriefing and Closing

Question ID: D6

Is this an in-person interview or a telephone interview?

- 1 IN PERSON
- 2 TELEPHONE

PROGRAM: Display question in blue text.

If D6 != 1, 2, display error message in red and bold "REQUIRED QUESTION". User should not be permitted to enter refused or don't know or leave D6 blank.

SAS Variable: D6

Question ID: D_DISPLAY7

{Thank you for completing the National Survey of Crime and Safety for the U.S. Department of Justice. Please give me a moment to fill in a few pieces of information about today's interview. This will only take a couple of moments...

Answer questions about the interview setting. Then check whether there are any additional household members who should be interviewed./**We also have a few questions about where you were as you answered this interview.**}

Question ID: D7

{Please answer without asking respondent} **Where were you when completing the survey?**
(Mark all that apply.)

- 1 At home, in a room with all doors closed
- 2 At home, in a room with doors, but at least one door was not closed
- 3 At home, in a room without any doors
- 4 On public transportation (e.g. bus, train)
- 5 In another public place - (specify)

- 6 Other setting - (specify) _____

PROGRAM: Display text box(es) and allow 250 character text response.

ROUTING INSTRUCTIONS: If D7_1 = 1 or D7_2 = 1 or D7_3 = 1, go to D8.

Else, if D7_4 = 1 or D7_5 = 1 or D7_6 = 1, go to D10B.

Else, go to ALL_END.

SAS Variable: D7_1, D7_2, D7_3, D7_4, D7_5, D7_5_Specify, D7_6, D7_6_Specify

Question ID: D8

{Please answer without asking respondent} **Was anyone else in the room while you were completing the survey?**

- 1 Yes
- 2 No

PROGRAM: ROUTING INSTRUCTIONS: If D8 = 1, go to D9.
Else, go to ALL_END.

SAS Variable: D8

Question ID: D9

{Please answer without asking respondent} **When someone was in the room, was this because...?**

- 1 The person walked through the area
- 2 The person was sitting or standing in the room for less than 5 minutes
- 3 The person was sitting or standing in the room for at least 5 minutes

SAS Variable: D9

Question ID: D10

{Please answer without asking respondent/Please read categories aloud} **Who else was in the room while you were completing the survey? (Mark all that apply.)**

- 1 {Your mother or father (or both)}
- 2 {Your spouse or partner}
- 3 Some other adult
- 4 A child/children

SAS Variable: D10_1, D10_2, D10_3, D10_4

Question ID: D10a

{Please answer without asking respondent} **Did anyone {hear/see} your answers to the questions?**

- 1 Yes
- 2 No

PROGRAM: ROUTING INSTRUCTIONS: If D10a = 1, go to D10c.
Else, go to ALL_END.

SAS Variable: D10a

Question ID: D10b

{Please answer without asking respondent} **Was anyone close enough to {see/hear} your answers to the questions?**

- 1 Yes
- 2 No

PROGRAM: ROUTING INSTRUCTIONS: If D10b = 1, go to D10c.
Else, go to ALL_END.

SAS Variable: D10b

Question ID: D10c

{Please answer without asking respondent} **How many of your answers did the person {hear/see}?**

- 1 1 to 5 answers
- 2 6 to 10 answers
- 3 More than 10 answers

PROGRAM: ROUTING INSTRUCTIONS: Go to ALL_END.

SAS Variable: D10c

Closing Screen

Question ID: ALL_END

If you have any questions or concerns about participating in the survey, please contact NSCS Survey Support at 1-855-849-6119. You can also email any questions or concerns to NSCS@westat.com.

Thank you for participating in this study. We realize that some of the topics covered are quite personal and can be difficult to think and talk about. We appreciate your willingness to be a part of this study and want you to know that we recognize the important contribution you have made. Sometimes when people have participated in a study like this, they realize that they are interested in following up on some of the issues that they have been asked about in the study with someone who is professionally trained to deal with these kinds of issues.

{I'm going to hand you a list of/We are going to provide you} the toll-free numbers of resources that you can use now or in the future if you want to speak further with someone.

{Please let me know when you have a pen and paper ready. WHEN RESPONDENT IS READY:}

{You can reach the National Domestic Violence Hotline at 1-800-799-SAFE. You can reach the National Center for Victims of Crime at 1-202-467-8700. You can reach the National Child Abuse Hotline at 1-800-4-A-CHILD. You can reach Victim Connect at 1-855-4-VICTIM.}

That completes the interview. Thank you for your participation.

Attachment 14: Unprogrammed changes (highlighted in yellow) for What Happened: Module SV – Unwanted Sexual Contact

Unprogrammed changes (**highlighted in yellow**) for What Happened: Module SV – Unwanted Sexual Contact

Box ID: SA_START

Respondents with S_SA = 1 are asked this module.

Question ID: PNSA1a

Earlier, you said someone had or tried to have unwanted sexual contact with you during the incident {in {MONTH/YEAR}/in the past 12 months}.

These questions are about what specific things you did not want to happen during the incident. It may seem like you've already answered these questions, but we want to understand clearly what happened. Some of the language is explicit; it's important that the questions be asked this way so that you understand what we mean.

ASK Description: Respondents who reported unwanted sexual contact in this incident.

ASK Specification: IF S_SA = 1.

Question ID: SA_0

In this incident, did someone have unwanted sexual contact with you, such as touching, groping, or penetration, including making you do these things to them?

- 1 Yes
- 2 No

ASK Description: Respondents who reported unwanted sexual contact in this incident.

ASK Specification: IF S_SA = 1.

PROGRAM: ROUTING INSTRUCTIONS: If SA_0 = 1, go to SA_1.

Else, if SA_0 = 2, go to SA_BOX3.

Else, go to A_START.

Box ID: SA_BOX1

For SA_1A – SA_1D, display 'Yes' and 'No' columns with options for each response category.

Question ID: SA_1

In this particular incident, ...

- 1 Did you have unwanted vaginal sex{ with a woman}?
- 2 Did you have unwanted oral or anal sex? ({READ IF NEEDED: }Oral sex means that someone put their mouth or tongue on a vagina, anus or penis. Anal sex is a man or boy putting his penis in someone else's anus.)
- 3 Was there unwanted penetration of sexual body parts with a finger or object?
- 4 Was there unwanted sexual contact, such as touching or kissing of sexual body parts, or grabbing, fondling, or rubbing up against you in a sexual way?

ASK Description: Respondents who reported unwanted sexual contact in this incident.

ASK Specification: IF SA_0 = 1.

PROGRAM: ROUTING INSTRUCTIONS: If SA_1A = 1 or SA_1B = 1 or SA_1C = 1 or SA_1D = 1, go to SA_1F.
Else, go to SA_BOX2B.

Question ID: SA_1F

You said that there was {unwanted vaginal sex}{,} {unwanted oral or anal sex}{,} {unwanted penetration with a finger or object} {and} {unwanted sexual touching} that you did not want to happen. Did the offender penetrate or touch your sexual body parts, were you forced to penetrate or touch the offender's sexual body parts, or did both happen?

- 1 The offender penetrated or touched you
- 2 You were forced to penetrate or touch the offender
- 3 Both

ASK Description: Respondents who reported any unwanted vaginal, oral or anal sex, unwanted penetration with a finger or object, or unwanted sexual touching as part of this incident.

ASK Specification: IF SA_1A = 1 OR SA_1B = 1 OR SA_1C = 1 OR SA_1D = 1.

Box ID: SA_BOX2

For SA_2A – SA_2D, display 'Yes' and 'No' columns with options for each response category.

Question ID: SA_2

During {this/the} incident...

- 1 Did the offender use physical force, such as holding or pinning you, hitting or kicking you, or using a weapon?
- 2 Did the offender threaten to physically hurt you or someone close to you?
- 3 Were you blacked out, unconscious, or asleep?
- 4 Were you unable to consent because you were too drunk or high?

ASK Description: Respondents who reported any unwanted vaginal, oral or anal sex, unwanted penetration with a finger or object, or unwanted kissing or sexual touching as part of this incident.

ASK Specification: IF SA_1A = 1 OR SA_1B = 1 OR SA_1C = 1 OR SA_1D = 1.

PROGRAM: ROUTING INSTRUCTIONS: If (SA_1A = 1 or SA_1B = 1 or SA_1C = 1) and (SA_2A = 2, -9 and SA_2B = 2, -9 and SA_2C = 2, -9 and SA_2D = 2, -9), go to SA_2F.

Else, if (SA_1A = 1 or SA_1B = 1 or SA_1C = 1) and (SA_2A = 1 or SA_2B = 1 or SA_2C = 1 or SA_2D = 1), go to A_START.

Else, if SA_1D = 1 and SA_2A = 2, -9 and SA_2B = 2, -9 and SA_2C = 2, -9, go to SA_2E.

Else, go to SA_BOX3.

Question ID: SA_2E

During {this/the} incident, did the offender forcibly touch or kiss your sexual body parts, or forcibly touch, grab, fondle, or rub up against you in a sexual way?

- 1 Yes
- 2 No

ASK Description: Respondents who reported unwanted kissing or sexual touching, without force or threats, while conscious.

ASK Specification: IF SA_1A = 2, -9 AND SA_1B = 2, -9 AND SA_1C = 2, -9 AND SA_1D = 1.

PROGRAM: ROUTING INSTRUCTIONS: If SA_2A = 2, -9 and SA_2B = 2, -9 and SA_2C = 2, -9 and SA_2D = 2, -9 and SA_2E = 2, -9, go to SA_2F.

Else, go to SA_BOX2B.

Question ID: SA_2F

Did the offender use some other type of pressure, such as threatening to cause financial or other problems for you, threatening to break up with you, threatening to hurt your reputation, or promising rewards?

- 1 Yes
- 2 No

ASK Description: Respondents who reported unwanted kissing or sexual touching, without force.

ASK Specification: IF (SA_1A = 1 OR SA_1B = 1 OR SA_1C = 1 OR SA_1D = 1) AND SA_2A = 2, -9 AND SA_2B = 2, -9 AND SA_2C = 2, -9 AND SA_2D = 2, -9 AND SA_2E != 1.

Box ID: SA_BOX2B

Respondents who reported unwanted vaginal sex, unwanted oral sex, or unwanted penetration of sexual body parts with a finger or object in this incident, go to A_START. Else, go to SA_BOX3.

IF SA_1A = 1 or SA_1B = 1 or SA_1C = 1, go to A_START. Else, go to SA_BOX3.

Box ID: SA_BOX3

For SA_3A – SA_3D, display 'Yes' and 'No' columns with options for each response category.

Question ID: SA_3

Did the offender physically TRY to do, or make you do, any of the following, BUT NOT ACTUALLY DO IT?

- 1 {Have vaginal sex{ with a woman}{?}}
- 2 {Did the offender physically try to, or make you, have oral or anal sex?/Have oral or anal sex} {{READ IF NEEDED: }Oral sex means that someone put their mouth or tongue on a vagina, anus or penis. Anal sex is a man or boy putting his penis in someone else's anus.)}
- 3 {Did the offender physically try to sexually penetrate you with a finger or object or make you penetrate them with your finger or an object?/Sexually penetrate you with a finger or object or make you penetrate them with your finger or an object}
- 4 {Did the offender physically try to, or make you, touch or kiss sexual body parts?/Touch or kiss sexual body parts}

ASK Description: Respondents who reported that someone did not have unwanted sexual contact with them as part of this incident, or reported the incident did not involve unwanted vaginal sex, unwanted oral or anal sex, or unwanted penetration of sexual body parts with a finger or object.

ASK Specification: IF SA_0 = 2 OR (SA_1A != 1 AND SA_1B != 1 AND SA_1C != 1).

PROGRAM: ROUTING INSTRUCTIONS:

If SA_3A = 1 or SA_3B = 1 or SA_3C = 1 or SA_3D = 1, go to SA_BOX4.

Else if SA_1D = 1 and (SA_2A = 1 or SA_2B = 1 or SA_2C = 1 or SA_2E = 1) and (SA_3A != 1 AND SA_3B != 1 AND SA_3C != 1), go to ASTART.

Else, go to SA_3E.

Question ID: SA_3E

Did the offender verbally THREATEN to have vaginal sex, have oral or anal sex, or have sexual penetration with a finger or object when you did not want it to happen?

- 1 Yes
- 2 No

ASK Description: Respondents who did NOT report that the offender tried to perform unwanted vaginal sex, oral or anal sex, or penetration with finger or object.

ASK Specification: IF SA_3A = 2, -9 AND SA_3B = 2, -9 AND SA_3C = 2, -9.

PROGRAM: ROUTING INSTRUCTIONS: IF SA_3D = 2, -9 AND SA_3E = 2, -9, GO TO SA_3F. ELSE, GO TO SA_BOX4.

Question ID: SA_3F

Did the offender threaten to, or threaten to make you, touch or kiss sexual body parts when you did not want it to happen?

- 1 Yes
- 2 No

ASK Description: Respondents who did NOT report that the offender tried to perform unwanted vaginal sex, oral or anal sex, penetration with finger or object, or groping/touching and did not report a verbal threat of penetration.

ASK Specification: IF SA_3A = 2, -9 AND SA_3B = 2, -9 AND SA_3C = 2, -9 AND SA_3D = 2, -9 AND SA_3E = 2, -9.

PROGRAM: ROUTING INSTRUCTIONS: IF SA_3F = 2, -9 GO TO SA_4D.
ELSE, GO TO SA_BOX4.

Box ID: SA_BOX4

For SA_4A_a - SA_4A_c, display 'Yes' and 'No' columns with options for each response category.

Question ID: SA_4A

You said that the offender {tried to/threatened to} have unwanted sexual contact with you when you did not want it to happen.

- a Did the offender use physical force, such as holding or pinning you, hitting or kicking you, or using a weapon, in doing this?
- b Did the offender threaten to physically hurt you or someone close to you?
- c Did the offender {try/threaten} to do it while you were **blacked out, unconscious or asleep?**
- d **Did the offender {try/threaten} to do it while you were unable to consent because you were too drunk or high?**

ASK Description: Respondents who reported the offender tried or threatened unwanted vaginal sex, oral or anal sex, penetration with finger or object, or kissing or sexual touching.

ASK Specifications:

ASK SA_4A_a and SA_4A_b IF SA_3A = 1 OR SA_3B = 1 OR SA_3C = 1 OR SA_3D = 1 OR SA_3E = 1 OR SA_3F = 1.

ASK SA_4A_c and SA_4A_d IF SA_3A = 1 OR SA_3B = 1 OR SA_3C = 1 OR SA_3D = 1

PROGRAM: ROUTING INSTRUCTIONS: If SA_3E = 1 or SA_3F = 1 or (SA_4a_b = 1 and SA_4A_a != 1 and SA_4A_c != 1 **and SA_4A_d != 1**), go to SA_4C.

Else, if SA_4A_a = 2, -9 and SA_4A_b = 2, -9 and SA_4A_c = 2, -9 **and SA_4A_d = 2, -9**, go to SA_4D.

Else, go to A_START.

Question ID: SA_4C

At the time, how likely did you think it was that the offender would actually act on their threat during {this/the} incident?

- 1 Very likely
- 2 Somewhat likely
- 3 Somewhat unlikely
- 4 Very unlikely

ASK Description: Respondents who reported the offender threatened unwanted vaginal sex, oral or anal sex, penetration with finger or object, or kissing or sexual touching and threatened to hurt someone but did not use physical force or try to do it when the respondent was unable to consent.

ASK Specification: IF SA_3E = 1 OR SA_3F = 1 OR (SA_4A_b = 1 and SA_4A_a != 1 and SA_4A_c != 1 and SA_4A_d !=1).

Question ID: SA_4Ca

Were you threatened face to face, by phone or text, online (such as by email or social media), or in some other way? (Mark all that apply.)

- 1 Face to face
- 2 By phone or text
- 3 Online (email or social media)
- 4 Some other way

ASK Description: Respondents who reported the offender threatened unwanted vaginal sex, oral or anal sex, penetration with finger or object, or kissing or sexual touching and threatened to hurt someone but did not use physical force or try when the respondent was unable to consent.

ASK Specification: IF SA_3E = 1 OR SA_3F = 1 OR (SA_4A_b = 1 AND SA_4A_a = 2, -9 AND SA_4A_c = 2, -9 and SA_4A_d !=1).

PROGRAM: ROUTING INSTRUCTIONS:

If SA_4Ca1 != 1 and S_A != 1 and S_TA != 1 and S_ATA = 1 and S_MV != 1 and S_MVP != 1 and S_T != 1 and S_AT != 1 and S_BI != 1 and S_V != 1, go to NA_BOX1.
Else, go to A_START.

Question ID: SA_4D

How did the offender {try/threaten} to do something to you?

- 1 TEXT RESPONSE _____

ASK Description: Respondents who did not report or refused to report whether the offender threatened to touch or kiss sexual body parts or threatened unwanted vaginal sex, oral or anal sex, penetration with finger or object, or kissing or sexual touching without using physical force, threatening to hurt someone, or try when the respondent was unable to consent.

ASK Specification: IF SA_3F = 2, -9 OR (SA_4A_a = 2, -9 AND SA_4A_b = 2, -9 AND SA_4A_c = 2, -9).

PROGRAM: Display text field, max character length = 1000.

Question ID: SA_5

Did you tell the offender "no," "stop" or that you did not want this to happen?

1 Yes

2 No

ASK Description: Respondents who reported the offender tried or threatened unwanted vaginal sex, oral or anal sex, or penetration with finger or object, and said the offender used force or threatened to hurt them or someone close to them or tried to or threatened while the respondent was drunk or high.

ASK Specification: IF (SA_3A = 1 or SA_3B = 1 or SA_3C = 1 or SA_3D = 1) and (SA_4A_a = 1 or SA_4A_b = 1 or SA4A_d = 1).

PROGRAM: ROUTING INSTRUCTIONS: IF SA_5=1 go to SA_6. ELSE go to A_START.

Question ID: SA_6

Did the offender stop when you said this?

1 Yes

2 No

ASK Description: Respondents who said they had told the offender to stop.

ASK Specification: IF SA_5=1.

Attachment 15: Pilot test – validation interview

5. First, I would like to thank you very much for participating in this important study. On all of our surveys we routinely re-contact some people who were interviewed to make sure our interviewers are following procedures correctly. I have just a few questions to ask about the interview. According to the information I have, on (**DATE OF INTERVIEW**) you lived at (**ADDRESS**). Is that correct?

YES 1 (7)
 NO 2
 DON'T RECALL -8
 REFUSED -7

6. What was your address on (**DATE OF INTERVIEW**)? _____

DON'T RECALL -8
 REFUSED -7

BOX D. UPDATE ADDRESS IN COMMENTS SECTION ON THIS FORM.

7. Did the interviewer review information about the study?

YES 1
 NO 2
 DON'T RECALL -8
 REFUSED -7

8. Did the interviewer ask for your permission to record the interview?

YES 1
 NO 2
 DON'T RECALL -8
 REFUSED -7

9. Did the interviewer enter your responses into a small laptop computer?

YES 1
 NO 2
 DONE BY PHONE 3
 DON'T RECALL -8
 REFUSED -7

BOX E. IF R SAYS INTERVIEWER DID NOT USE A COMPUTER, PROBE FOR REASON AND EXPLAIN IN COMMENTS SECTION.

10. Approximately how long did the interview take?

_____ HOURS AND _____ MINUTES
 DON'T RECALL -8
 REFUSED -7

11. Did the interviewer ask a series of questions about any types of crimes that may have happened to you in the last year?

YES 1
 NO 2
 ASKED, NO CRIMES REPORTED 3
 DON'T RECALL -8
 REFUSED -7

12. Was the interview conducted in your home or by telephone?

- IN RESPONDENT'S HOME 1
- TELEPHONE 2
- BOTH IN RESPONDENTS' HOME AND TELEPHONE..... 3
- DON'T RECALL -8
- REFUSED -7

13. Now I'd like to ask about the interviewer who conducted the NSCS interview with you.

Was the interviewer very courteous, somewhat courteous, or not courteous?

- VERY COURTEOUS 1
- SOMEWHAT COURTEOUS 2
- NOT COURTEOUS 3
- DON'T RECALL -8
- REFUSED -7

14. Are there any comments you would like to make about the interview or the interviewer?

- YES 1 (ENTER IN COMMENTS)
- NO 2
- REFUSED -7

BOX F. RECORD ANY ADDITIONAL COMMENTS IN THE COMMENTS SECTION. COMPLETE VALIDATION CONTACT RECORD. REFER TO VALIDATION MANAGER IF PROBLEM OR POTENTIAL PROBLEM.

COMMENTS AND ADDITIONAL QUESTIONS ASKED: _____

Date Completed: _____	Validator: _____	Validation Mode: Phone _____ 1 In-Person _____ 2
Validation Status:		
Acceptable..... 1	Unable to Contact.....4	Other (Specify) 6
Unacceptable2	No Attempt Made5	_____
Refusal/Breakoff:.....3		
Is the SP the household respondent? _____		

Attachment 16: Distress protocol training

Home Study for NSCS Interviewers

Table of Contents

Introduction to NSCS Home Study	3
A. Understanding the Victim Perspective	3
Responses to Victimization	3
Videos of Crime Victims	4
B. Dealing with Respondent Concerns and Appropriate Reactions to Disclosures	5
C. Recognizing and Responding to Distress and Safety Issues.....	6
Recognizing Signs of Distress	7
Low to Moderate Emotional State.....	7
Elevated Emotional State.....	7
Responding to Distress	8
General Response to Signs of Distress.....	8
Responding to Flashbacks/Dissociation:.....	9
Responding to Other Elevated Distress:	10
Respondent in Immediate Danger	13
Documenting Distress	14
D. Protecting Respondent Confidentiality and Privacy.....	16
Protecting Respondent Privacy.....	Error! Bookmark not defined.
Protecting Respondent Confidentiality.....	16
Adult Informed Consent.....	18
Parental Permission for Youth Participation.....	21
Youth Assent	24
E. Providing Resources	27
Adult Resources	27
Resources for Youth.....	28

Introduction to NSCS Home Study

Specialized training for interviewers is necessary to effectively work with victims of crime. To protect the safety and privacy of respondents, this manual covers the following broad areas:

- A. Understanding the complexities of reactions to being victimized
- B. Dealing with respondent concerns and appropriate interviewer reactions to disclosures
- C. Recognizing and responding to distress and safety issues
- D. Maintaining confidentiality and privacy
- E. Providing resources to respondents

Interviewers are expected to read this home study manual prior to attending the NSCS Training. During the in-person training, the trainer will review the points in this manual, will encourage active participation through discussions and during role-plays, and will administer a quiz at the end of the training to ensure the information has been absorbed. If needed, the trainer will work individually with interviewers to ensure the information is fully understood prior to the start of data collection.

At the end of training, interviewers will take a quiz to confirm they understand the topics and protocols covered. Only individuals who complete the training and pass the quiz will conduct interviews. It is important that interviewers fully understand the training and are not just following a script.

A. Understanding the Victim Perspective

After reading this section, you will be asked to watch a few videos of victims speaking about their experiences. As you do, take note of their emotional state as they tell their stories and how they dealt with the aftermath.

Responses to Victimization

People respond to criminal victimization in a variety of ways. Here are some common reactions after an individual has experienced a victimization. The survey covers a wide variety of victimizations, from theft of an item from a porch or yard to a serious physical assault. Also, each individual has their own way of reacting to a victimization. These responses can be short or long term, it all depends on the individual. There is no timeframe or limit, everyone's process is different. The following are some reactions that you might encounter, especially from someone who has experienced a violent crime, vandalism or a burglary.

Anxiety and Fear

- Symptoms of anxiety can include excessive worry, phobic reactions, and panic attacks, especially when visiting places or doing things that remind the victim of the incident.

Depression

- During the first weeks and months of recovery, victims can often experience depression.
- Depressive reactions include feelings of depressed mood, crying, hopelessness, feelings of guilt or worthlessness, loss of interest in formerly enjoyable activities, suicidal thinking or attempts, concentration difficulties, sleeping too little or too much, chronic fatigue, lack of activity, and weight gain or loss.

Disorganization and Difficulty Concentrating

- When people are in a high state of emotional arousal, they become disorganized and experience difficulty concentrating, focusing thoughts, and making mental associations. This may persist in the weeks and months following the victimization.

Physical Activation or “Hyperarousal”

- During the victimization, many survivors experience a “fight or flight” reaction, where the person prepares for a struggle to survive a life-threatening situation. Following the incident, this physical activation may become chronic.
- Common signs of hyperarousal include difficulty falling asleep or staying asleep, “hypervigilance” (remaining constantly on the lookout for danger), exaggerated startle response, irritability, anger and rage, and difficulty concentrating.

Anger

- It is common for the victim to feel anger toward the person who harmed him/her, but he/she often experiences much anger towards other people: himself/herself, police, medical personnel, family members, and service providers such as counselors.

Self-Blame, Guilt, and Shame

- Many victims who are trying to make sense of the crime blame themselves.

Videos of Crime Victims

Please watch these two videos of crime victims telling their stories. We will be discussing your reactions during the interviewer training, so please make note of your reactions and come prepared to discuss them.

Title: My Story – Dealing with Domestic Violence

<https://www.youtube.com/watch?v=K9LomNsQ4mY>

Duration: 18:48 (Watch until 3:30)

Summary: Woman is very emotional as she describes repeated domestic violence incidents with her husband and her concerns about him finding her.

Title: Victim Impact: Listen and Learn – Leanna’s Story

<https://www.youtube.com/watch?v=xcqij3i8NUU>

Duration: 3:32

Summary: Woman describes her home being burglarized and the aftermath on her family.

B. Dealing with Respondent Concerns and Appropriate Reactions to Disclosures

Criminal victimization can be a very sensitive topic, and it is possible that our interview will raise questions in the mind of some respondents. Interviewers may be seen as authority figures or experts on the topic of victimization, and so should be prepared to respond to these questions in a way that helps respondents understand that they are not such experts.

The following is a list of possible questions respondents may ask during the interview. Additional questions not included in this list should be answered with the general response given below, as appropriate. It is important that interviewers memorize this response so it does not sound like they are reading a script—they should sound natural and sensitive without overstepping the interviewer role and boundaries of objectivity and neutrality.

- Was this a crime?
- Was it my fault?
- Should I report this to the police/my family/friends/etc.?
- Can you help me figure out what to do?

For all of the above questions, and others that are similar in nature, give the following response:

I'm not qualified to answer this question. But someone like a counselor or a help line could help you work through the answer to this/these question(s). I will be giving you information on local and national resources that you can call after the interview.

Also follow these guidelines throughout the interview:

- React naturally and sensitively. You are not only a researcher, you are also human.
- Remind the person that you are not a therapist, a doctor, a lawyer, or a police officer.
- Be non-judgmental (e.g., don't say things like "You shouldn't have done that." Or "You shouldn't feel like that.")
- Do not comment on the respondent's thoughts about the situation (e.g., do not agree if he/she says he/she did something wrong that led to the victimization—"if only I hadn't walked down that street; if only I hadn't argued with him, had too much too drink, etc").
- Be composed (do not appear shocked or upset at what the respondent tells you or asks).
- Don't give advice (e.g., suggesting the person report the event or file criminal charges).
- Don't follow up with questions that begin with "why" (e.g., "Why did you do that?" or "Why do you feel like that?").
- Don't take responsibility for the other person's problems (i.e., it is not your responsibility to make him/her feel better or decide how to handle the incident).
- Don't interpret the other person's words or assume they are feeling/thinking a certain way (e.g., that he/she must feel ashamed).
- Don't make promises that you can't fulfill (e.g., "If you report the incident, the attacker will be arrested and go to jail").
- Don't predict timelines (e.g., "You will stop feeling so depressed in a couple weeks").

- Don't share your own personal experiences (e.g. sharing your own victimization experiences/healing process).
- Don't say that you understand or know how they feel (you almost certainly don't).
- Don't reassure him/her that things will get better or say that everything will be ok (it might not—this is similar to making promises you can't keep).

If the respondent is showing signs of distress, refer to section C (Distress Protocol) for additional guidance.

C. Recognizing and Responding to Distress and Safety Issues

Many of the interviews will be taking place with members of the general population or individuals that may or may not have been victims of a crime. In some cases, the interview questions may result in the individual recognizing for the first time that he/she was a victim. It is possible that the interviews may provoke an unintended emotional reaction. This may prompt questions from the respondent (See Section B), or the respondent may become emotionally upset by this reality. Likewise, for those individuals that may have been victimized in the past, the questions may elicit painful memories also causing the respondent to become upset.

In rare situations, the respondent may indicate that s/he perceives that s/he is at risk of harm or a threat to safety, or expresses that s/he intends to inflict harm on herself/himself or others. This distress protocol differentiates between an emotional response that shows no signs of harm or safety risks, and emotional responses that may involve perceived or expressed harm or safety risks.

Our experience is that the vast majority of respondents will not react in an emotional way. But because you may encounter a few respondents who may become triggered during the interview, each interviewer must be aware and respond to distress accordingly. The following pages review signs of distress and the incremental responses based on the assessed emotional distress level and perceived/expressed safety level of the respondent.

The information that follows will guide interviewers to take notice of the respondent's emotional state and take the step-by-step procedures using the different levels of intervention outlined below. These step-by-step instructions are designed to respond to the elevated emotional states while also providing the respondent the opportunity to continue with the interview if s/he so chooses.

Recognizing Signs of Distress

Low to Moderate Emotional State

Respondent is showing some signs of emotional distress but there is no perceived or expressed threat to his/her own safety or the safety of others. They are willing to continue with the interview, unless you stop it. These signs may include:

ADULTS:

- Crying
- Change in mood*
- Change in tone
- Voice is shaking or trembling
- Frequently getting off task allowing distractions to interrupt the pace of the interview
- Appearing to be “zoned out” – non responsive to questions

YOUTH:

- Somatic complaints (stomach ache, headache)
- Irritability
- Physical restlessness (tapping feet, shifting around a lot)*
- Regressive/self-soothing behavior (thumb sucking, hair sucking, rocking)*
- Whining
- Acting out (aggressive, destructive behavior)*
- Stuttering (sudden onset)

*May not be detectable in a telephone interview

Elevated Emotional State

Respondent is showing elevated signs of emotional distress and is having difficulty returning to a neutral emotional state. There may also be a perceived or expressed threat to his/her own safety or the safety of others. These signs may include:

a) Extreme distress:

- Uncontrollable crying
- Emotional outbursts, including expressions of rage
- Respondent isn't making sense when s/he's talking
- Dissociation (*can't remember time/place*)
- Experiencing flashbacks (*like responding to a bad dream*)

b) Expressions of self-harm:

Plans to hurt him/herself

- Plans to kill himself/herself
- Statements indicating s/he might hurt himself/herself
- Statements indicating s/he might kill himself/herself
- Statements indicating s/he has lost a reason to live or that life has no purpose

- c) Expressions of harm to others:
- Plans to hurt someone else
 - Plans to kill someone else
 - Expressed statements that s/he might hurt someone else
 - Expressed statements that s/he might kill someone else
 - Expressed statements about planning or thinking about using a firearm or other weapon

Responding to Distress

General Response to Signs of Distress

Step 1: How are you doing?

IF RESPONDENT IS EXHIBITING ANY SIGNS OF DISTRESS (low, moderate, elevated): Remain calm and ask the respondent one of the following:

- How are you doing?
- Are you ok?
- Do you have any questions?

IF RESPONDENT INDICATES S/HE IS “OK” AND DOES NOT HAVE ANY QUESTIONS, CONTINUE WITH THE INTERVIEW.

Step 2: Is a break needed?

IF THE RESPONDENT DOES NOT RESPOND OR INDICATES S/HE IS DISTRESSED ASK:

- Do you need to take a short break?
- (YOUTH) Do you want me to get your parent/guardian?
- Do you need to stop the interview?

IF THE RESPONDENT ANSWERS “NO” TO THESE QUESTIONS: CONTINUE WITH THE INTERVIEW.

ADULTS: IF THE RESPONDENT ANSWERS “YES” TO THESE QUESTIONS, ALLOW THE RESPONDENT TO TAKE A SHORT BREAK. SAY: Let’s stop and take a short break. I will check back in with you in a few moments. Some respondents may need a moment to collect themselves and will be willing to proceed.

YOUTH: IF THE RESPONDENT ANSWERS “YES” TO THESE QUESTIONS, ALLOW THE RESPONDENT TO TAKE A SHORT BREAK. SAY: Let’s stop and take a short break. I can go get your {parent/guardian} and will check back in with you in a few moments. Some respondents may need a moment to collect themselves and will be willing to proceed.

Step 3: Can interview resume?

AFTER THE BREAK ASK: “Do you want to keep going?”

IF “YES”, CONTINUE WITH THE INTERVIEW.

Step 4: Provide resources and end interview

IF “NO”, PROVIDE THE RESPONDENT WITH THE LIST OF RESOURCES. SAY: Thank you for participating and for sharing such sensitive information that will be used to help inform future research with victims of violence. I would like to provide you with some names of resources you can call if you would like to talk to someone.

Responding to Flashbacks/Dissociation:

If it appears that a respondent is **having a flashback** (like the person is having a bad dream) or **appears to dissociate** (loses track of where he/she is or what he/she is doing):

Steps 1-4: Follow the *General Response to Signs of Distress*.

IF THE RESPONDENT’S EMOTIONAL STATE IMPROVES AND THE RESPONDENT IS WILLING, CONTINUE WITH THE INTERVIEW. LEAVE IT UP TO THE RESPONDENT TO DECIDE IF HE/SHE WOULD LIKE TO CONTINUE.

IF THE RESPONDENT’S EMOTIONAL STATE ESCALATES, OR IT APPEARS THAT THE FLASHBACK OR DISSOCIATION IS CONTINUING, PROCEED TO STEP 5.

Step 5: Stay calm **AND DO THE FOLLOWING:**

- Remind the respondent of where he/she is- **SAY: Right now you are taking a survey, in a room, in your house, etc.**
- Remind the respondent that he/she is safe- **SAY: You are safe here with me and you are here in... a room, your house, etc.**
- Walk him/her through some common reorienting exercises- **SAY:**
 - Let’s try putting your feet on the ground and feeling the firm ground beneath you
 - Let’s take some deep breaths together with our eyes open
 - Let’s try to identify some items around the room (books, chairs, tables, computer, etc.)
 - Do you need to stop and take a break (or stop all together)?

Do not panic, reassure the respondent he/she is safe and to focus on taking deep breaths. Try to get the respondent to remain with you until he/she is reoriented and is aware of his/her surroundings.

REPEAT THE STEPS OUTLINED IN THE *General Response to Signs of Distress*.

IF THE PARTICIPANT’S EMOTIONAL STATE IMPROVES AND THE RESPONDENT IS WILLING,, CONTINUE WITH THE INTERVIEW. LEAVE IT UP TO THE RESPONDENT TO DECIDE IF HE/SHE WOULD LIKE TO CONTINUE.

IF THE RESPONDENTS EMOTIONAL DISTRESS DOES NOT IMPROVE AFTER USING THE TECHNIQUES OUTLINED IN STEPS 1-5, PROCEED TO STEP 6a (in-person) or 6b (remote).

Responding to Other Elevated Distress:

IF THE RESPONDENT DOES NOT IMPROVE AFTER THE STEPS ABOVE OR IF S/HE EXPRESSES STATEMENTS THAT S/HE MIGHT HURT HER/HIMSELF OR OTHERS, OR SAYS S/HE PLANS TO HURT HER/HIMSELF OR OTHERS, STOP THE INTERVIEW.

IN-PERSON INTERVIEWS

Step 6a: Stay calm **AND SAY THE FOLLOWING:**

“It seems you are upset and it may be helpful to talk to a trained counselor. I can connect you with a counselor now or I can provide you with some resources that you can contact on your own, which would you prefer?”

IF NEITHER, say: “Thank you for participating and for sharing such sensitive information that will be used to help inform future research with victims of crime. I’m going to go ahead and provide you with the Resource list. This has contact information for organizations that you can use if you want to talk about any feelings or emotions you experience.”

IF RESOURCES, provide Resource List and say: “This has contact information for organizations that you can use if you want to talk about any feelings or emotions you experience.”

IF COUNSELOR, say: “OK, I’ll help you to get connected with someone that you can speak with. Can we use your cell phone? That way, once I get you connected, I can give you privacy and leave the room.”

(IF CONNECTING WITH COUNSELOR), say: “Do you have any questions before I make the call to the counselor?” Would you like me to give the counselor your first name? [IF YES OK TO USE NAME – IF NO USE GENERAL TERMS]

ANSWER QUESTIONS AND THEN CONNECT RESPONDENT WITH CRISIS LINE. When someone answers, say: “My name is [provide your first and last name]. I am an interviewer with Westat and have been conducting an in-person interview with [an individual/ respondent’s first name]. During the interview [he/she/respondent’s first name] became distressed. I would like for a counselor to speak with him/her and I am handing him/her the phone now.”

IF USING RESPONDENT’S PHONE, LEAVE THE ROOM WHEN RESPONDENT IS CONNECTED TO THE COUNSELOR.

Once the call is over, collect your materials from the room, and prepare to leave the household for the day. If there are other interviews to be completed with other household members, let others know that you will be in touch to complete them. Once leaving the home, contact your supervisor and discuss the options for completing the rest of the interviews.

REMOTE INTERVIEWS

Remote Step 1: STOP THE INTERVIEW and say: “It seems you are upset and it may be helpful to talk to a trained counselor. I can help you connect you with a counselor now or I can just read you the list of some resources that you can contact when we are finished, which would you prefer?”

IF RESOURCES OR NEITHER, say: “Can you please get out a pen and a piece of paper? I’m going to read you some different resources that you can contact if you would like to speak to someone at any point after we hang up.” Read names of organizations and toll-free numbers aloud to respondent from Resources list.

IF COUNSELOR, say: “OK, I’ll help you to get connected with someone that you can speak with. Do you have a cell phone you can use to call? Once you are connected, I can give you privacy and end the call. I will make sure you get your incentive payment.”

Remote Step 2 (IF CONNECTING WITH COUNSELOR), say: “I’m going to have you place the call but please use a speakerphone so I can speak to the counselor first. Then I will pass it off to you and I will hang up. Do you have any questions before you make the call to the counselor?”
Would you like me to give the counselor your first name? [IF YES OK TO USE NAME – IF NO USE GENERAL TERMS]

ANSWER QUESTIONS AND THEN STAY ON SESSION UNTIL RESPONDENT CONNECTS WITH CRISIS LINE. If necessary, say: “My name is [provide your first and last name]. I am an interviewer with Westat and have been conducting an in-person interview with [an individual/respondent’s first name]. During the interview [he/she/respondent’s first name] became distressed. I would like for a counselor to speak with him/her and I am passing the phone to him/her now.”

HANG UP AS SOON AS RESPONDENT IS CONNECTED WITH COUNSELOR.

Note: even if the respondent indicates s/he may harm self or others (including harm to children) we are unable to report because of Title 42. However, if the interviewer witnesses a [new] crime then s/he should call 911.

CRISIS LINES BASED ON TIME OF DAY/DAY OF WEEK:

VICTIM CONNECT (1-855-4-VICTIM)

- ADULT OR YOUTH

- WEEKDAYS - 8:30A-7:30P

NATIONAL DOMESTIC VIOLENCE HOTLINE (1-800-799-SAFE)

- ADULT
- WEEKDAYS AFTER 7:30P AND WEEKENDS

NATIONAL CHILD ABUSE HOTLINE (1-800-4-A-CHILD)

- YOUTH
- WEEKDAYS AFTER 7:30P AND WEEKENDS

Respondent in Immediate Danger

This is if the interviewer directly hears threats being made, or witnesses (or hears) any abuse, or if the respondent states that he/she would like to commit suicide. (This is NOT if the respondent reports being in danger at some point previously or being concerned about being in danger in the future, but is meant to be the procedure if they are in danger during the actual interview.)

Possible trigger words or phrases that indicate a threat/danger to the respondent or others may include:

- A plan to hurt themselves or someone else
- Wishes of wanting to hurt themselves or someone else
- Wishes of dying or not wanting to live any longer
- Wishes of wanting to kill themselves
- Explicitly telling the interviewer that they are planning or thinking about using a firearm or other weapons, pills, etc. to harm themselves or someone else

Cases of immediate safety concerns will be rare, however, if you observe or hear any of the above trigger words or phrases, or are **ever concerned for the immediate safety of the respondent REMAIN CALM AND:**

IN-PERSON INTERVIEWS

Step 1: STOP THE INTERVIEW

“It sounds like you are being threatened or are in danger right now. I am going to call 911. I’ll help you to get connected with someone that you can speak with. Can we use your cell phone? I am going to stay in the room just to make sure you are ok, but when you are finished, I’ll give you a list of resources you can use after I leave here today.”

Step 2: say: “Do you have any questions before I make the call to 911?” “Would you like me to give 911 your first name?” [IF YES OK TO USE NAME – IF NO USE GENERAL TERMS]

ANSWER QUESTIONS AND THEN CONNECT RESPONDENT WITH 911. When dispatcher answers, say: “My name is [provide your first and last name]. I am an interviewer with Westat and have been conducting an in-person interview with [an individual/ respondent’s first name]. During the interview, it became clear that [he/she/respondent’s first name] is in danger. I would like for someone to speak with him/her and I am handing him/her the phone now.”

If there are other interviews to be completed with other household members, let others know that you will be in touch to complete them. Once leaving the house, contact your supervisor and discuss the options for completing the rest of the interviews.

REMOTE INTERVIEWS

Step 1: STOP THE INTERVIEW

“It sounds like you are being threatened or are in danger right now. I would like you to end this call with me and dial 911. Once we hang up, I will make sure you get a list of resources you can use.”

Step 2: say: “Do you have any questions before you make the call to 911?”

Documenting Distress

Please complete a distress log to document all instances of distress and safety concerns when you needed to use the distress protocol. A log should be completed for all instances of using the distress protocol, ranging from pausing the interview to check in if the respondent seems upset, to cases of extreme distress when the interviewer offers or connects the respondent with a counseling hotline.

Complete all entries in this log within 24 hours of the interview but NEVER in the presence of the respondent. Provide sufficient detail so that the IRB can understand what happened and at what point in the interview the distress occurred, how you responded to it and whether the interview continued or stopped.

Save the log on your tablet using the file name convention: DSC_FIID_SPID where “FIID” is your interviewer ID and “SPID” is the person ID of the respondent you interviewed. Then email the file to your supervisor via BSM as an attachment as soon as possible (within reason) but within 24 hours of the interview. Never attach this form to any email outside of BSM.

A copy of the distress log is shown on the next page.

National Study of Crime and Safety (NSCS) Distress and Safety Concern Log

Directions: Use this log to document all instances of distress and safety concerns that resulted in stopping the interview even for a short break. Complete all entries in this log as soon as possible after the interview but NEVER in the presence of the respondent. Save the log on your tablet using the file name convention: DSC_FIID_SPID where "FIID" is your interviewer ID and "SPID" is the person ID of the respondent you interviewed. Then email the file to your supervisor via BSM as an attachment as soon as possible (within reason) but within 24 hours of the interview. Never attach this form to any email outside of BSM.

Date of Interview: Time of interview: am
MM/DD/YYYY HH:MM pm

Date of Report: Time of report: am
MM/DD/YYYY HH:MM pm

SPID: - - -
NNN-NNNN-N-NN

FIID: NSCS
NSCSNNNN

Mode of the Interview: In-person Telephone

Type of Respondent: Adult Youth

Type of Issue (check all that apply):

Distress (check level): Low to moderate Elevated

Safety Concerns (check type): to Self to Others

Provide detailed narrative of what happened and at what point in the interview the distress occurred; include question ID or summarize the question content if known [DO NOT INCLUDE ANY PII]:

Steps Taken (check all that apply):

Short Break Stopped the interview entirely

Provided resource list Connected R to counselor

Did you complete the interview? Yes No

D. Protecting Privacy and Respondent Confidentiality

It is particularly important to protect respondent confidentiality and privacy on this study, and to ensure that respondents feel comfortable with the informed consent process and that their participation in the study does not put them at risk.

Privacy in the Home

Once you have gained cooperation for an interview, let the SP know that you will need a private interviewing location, preferably with a sturdy desk or table and access to an electrical outlet. (Do not rely on the laptop's battery power unless the SP declines your request to use an outlet.) It is useful to explain that, due to the sensitivity of some questions asked in NSCS, it is important that the SP have privacy to answer the questions, and that the information collected on the survey are, by law, to be treated as confidential. If you are already situated in a setting that worked for a previous SP in the household, you must check that the current SP is comfortable with the privacy offered by the setting or if they would prefer a different location. The setting that works for a particular SP may be in a separate room of the house, outside but on the property, or in a public location that still allows for privacy, e.g. a public library conference room. If at all possible, you should try to do the interview so others can't overhear the conversation. But if this is not possible, it should at least be done in another room or at a distance from others.

The more private you can make the interviewing environment, the more comfortable the SP will be with answering the study questions. Sometimes it may be difficult to find a private space or other household members might not understand why the interview has to be done in private. For example, it may be the case that a spouse or partner refuses to leave the room, or the physical layout of the home may not allow you to do the interview in private. In these circumstances, you should check with the respondent and say:

“Some of the questions in the interview can be sensitive, and we've found that respondents often end up feeling more comfortable responding to the questions without other household members around. We do encourage doing the interview in a private room. Are you comfortable continuing here, or would you like to reschedule at a time where we can do the interview in a more private setting? Of course, once you start, if you change your mind and would like to move to a more private setting, we can do that too.”

Once you begin the interview, if a small child is playing quietly in the room, or someone walks through the room without pausing, interrupting the SP or looking at the tablet's screen, there is no need to stop unless the SP requests it. During the interview, if another household member(s) consistently:

- Interrupts the interview to advise the respondent or answer the questions on his/her behalf,
- Seems to be trying to look at the tablet screen, or
- Actively is listening to the interview when the respondent said they preferred to do it in private,

then your role is to politely ask that person to allow you to administer the survey in a private setting. You can say that the survey requires, by law, that the information provided by respondents is confidential and only the respondent and project members can have access to the information. You can also point out that you will be doing the same interview with others in the household, including the other adult who may be in the room, and this information will also be kept confidential. Close the tablet's lid so that the other individual cannot see the screen. If privacy remains an issue, you will need to politely reschedule the interview for another time.

Privacy Over the Telephone

When you are conducting a telephone interview, privacy of both you and the SP remain a requirement. You will conduct interviews only in your home office location in privacy. You need to encourage the SP to be situated in a private setting as well. If at any time, the respondent indicates that someone has started listening to the interview, pause the interview to ask the respondent if they would like to reschedule the rest of the interview for another time when they can be in a private setting. It is up to the respondent to decide if they want to continue even though someone might be listening.

Privacy When Interviewing Youth Under 18

Although study protocol calls for a private interview setting, there is a special exception for SPs under age 18. If a youth requests that a parent or other adult remain in the room during the interview, honor the request. If a parent initiates the request and the child indicates agreement, proceed with the interview. However, if the parent initiates the request to be present, but the child does not indicate agreement, explain the importance of privacy again. If the parent insists they be present, do not conduct the child's interview. Assign result code – IR1-Refusal 1 to the child's case. Your supervisor will assign a final refusal result code.

Privacy vs. Safety

Although you will try to accommodate most respondents' preferences for interview locations, agree to interview only in locations where you feel safe. Contact your supervisor if you have any concerns about the chosen location of an upcoming interview or your safety at any time.

Protecting Respondent Confidentiality

Do not record any names on your interview notes or in the recording. In the informed consent process, respondents will be informed that their name will not be linked to any of their responses, though we may include quotes that they provide in our reports. The adult informed consent form, the parental permission form, and the youth assent form are presented here so you can familiarize yourself with what respondents will be told about confidentiality and consent.

Adult Informed Consent

National Survey of Crime and Safety (NSCS)

Adult Consent Form

Introduction

The National Survey of Crime and Safety is sponsored by the Bureau of Justice Statistics (BJS) at the Department of Justice (DOJ). Westat, an independent research firm, is conducting the study.

Purpose of the study

The NSCS Study measures victimization in the United States by asking questions of adults and youth all over the country about whether they have been a victim of any crime in the past 12 months. The study seeks to describe victimization in America, including descriptions of which types of people are more likely to be victimized. You don't have to be a victim to take part in the study. We need counts of people who are victims and counts of people who are not victims to have a full understanding of victimization in the United States. The study also includes opinion questions about community safety or the local police.

Your participation

We would like your consent to participate in this one-time interview. If you agree, the Westat researcher will ask you questions about different areas of life, including attitudes about your local community and/or local police, personal victimization experiences (if any), health status and disabilities, as well as background questions, such as race and ethnicity. If there is a question that you do not want to answer or talk about, you can skip it.

Your participation is voluntary. You do not have to do this and you can stop answering questions at

any point.

The interview will be conducted in private and will generally take between 20 minutes and 40 minutes, depending on your experiences. The interviewer requests to conduct the interview in a private setting so that others cannot overhear the interview.

For quality control purposes, a supervisor may contact your household after you complete an interview to verify that the Westat interviewer followed procedures correctly.

Benefits and risks of participation

There are no direct benefits to you for participating in this study, but information from the study will help give the Bureau of Justice Statistics a better understanding of victimization in this country. The study may also benefit your community and the Nation by improving programs that focus on community safety or policing.

If you feel uncomfortable about any of the questions, it's OK to skip those questions. One possible risk is that some questions may upset you if you experienced a recent victimization. There is also a possible risk that survey answers could be revealed, but we take several steps to protect your privacy and to prevent this from happening.

Protection of personal information

The study has several safeguards in place to protect the identities of all respondents, including yours.

- We'll treat all of the information in this study as private. The information will be used only for research purposes.
- We'll label your interview answers with a code number only, not your name.
- We'll store all personal information in a protected computer file separate from the interview data. We'll keep the key to the code in a password-protected database.
- We'll combine your data with those of other people in the study. In addition, we'll only put information about groups of people in our reports. This means we can't put information about individuals in any report about the NSCS Study.
- We'll destroy all personal information that could identify you, like your name, address, and phone number, after this phase of the study is over.

We would like to record the interview. Sometimes it is helpful to review a portion of a recording to better understand how the interview went. If the recording is reviewed later, it will only be by a few Westat staff and possibly the client (BJS). We may use answers from the recordings in our research reports but we never include names in the reports. If you choose not to allow your interview to be recorded, that's okay.

To help keep everything private:

- Your name will not be recorded on the interview notes or reported in any reports.
- Everything that you say will be confidential – that is, no one outside the research team will know what you told us.

BJs will protect and maintain the confidentiality of personally identifiable information (PII) to the fullest extent under federal law. BJS, its employees, and its contractors (Westat staff) will only use the information provided for statistical or research purposes pursuant to 34 U.S.C. § 10134. All PII collected under BJS's authority is protected under the confidentiality provisions of 34 U.S.C. § 10231. Any person who violates these provisions may be punished by a fine up to \$10,000, in addition to any other penalties imposed by law. Further, per the Cybersecurity Enhancement Act of 2015 (6 U.S.C. § 151), federal information systems are protected from malicious activities through cybersecurity screening of transmitted data. Since the survey is protected under 34 U.S.C. § 10134 and 10231 even if we learn that you or someone else is harming you or others around you, we are legally not allowed to report this to the police or anyone else. However, you are free to tell anyone about your experiences. We will be giving everyone who completes the survey a link to a website that has contact information for people who can help.

Questions

You can ask the interviewer any questions you have about this study.

If you have any other questions about the study, call Westat's toll-free number, 1-855-849-6119, weekdays between 9:00 a.m. and 9:00 p.m. and weekends between 11:00 a.m. and 7:00 p.m. Eastern Time. You can also send an email to Westat at NSCS@Westat.com.

If you have any questions about your rights as a NSCS Study respondent, call Westat's Human Subjects Protections office at 1-888-920-7631. Please leave a message with your first name, the name of the research study that you are calling about (National Survey of Crime and Safety), and a phone number beginning with the area code. A Westat IRB representative will return your call as soon as possible.

Consent request

Please tell the interviewer if you give permission for the Westat researcher to interview you.

I have read the information about this study and have been given the chance to discuss it and to ask questions.

- I agree to participate in the interview.
- I agree for my interview to be recorded.

Parental Permission for Youth Participation

National Survey of Crime and Safety (NSCS)

Parent Permission for Youth Participation

Introduction

The National Survey of Crime and Safety is sponsored by the Bureau of Justice Statistics (BJS) at the Department of Justice (DOJ). Westat, an independent research firm, is conducting the study.

Purpose of the study

The NSCS Study asks questions of adults and youth all over the country about whether they experienced crime in the past 12 months and what they think about community safety or the local police. You don't have to be a victim of a crime to take part in the study. We need counts of people who are victims and counts of people who are not victims to have a full understanding of crime in the United States.

It will take between 20 minutes and 40 minutes, depending on your experiences.

Your child's participation

We would like your permission to ask your child to participate in this one-time interview. If you (and your child) agree, the Westat researcher will ask your child questions about different areas of life, including his or her attitudes about your local community and/or local police, personal victimization experiences (if any), health status and disabilities, as well as background questions, such as race and ethnicity. If there is a question that your child does not want to answer or talk about, he/she can skip it.

The survey is voluntary. It is entirely up to you whether we ask your child to participate, and then it is up to your child – your child does not have to do this and he/she can stop answering questions at any point. Your child's participation in this research project is voluntary.

The interview will be conducted in private and will generally take between 20 minutes and 40 minutes, depending on your child's experiences. You will not see your child's answers and you will be asked to leave the room while the interview takes place (unless your child tells the interviewer they want you to stay).

Benefits and risks of participation

There are no direct benefits to your child for participating in this study, but information from the study will help give the Bureau of Justice Statistics a better understanding of victimization in this country. The study may also benefit your community and the Nation by improving programs that focus on community safety or policing.

If you or your child feels uncomfortable about any of the questions, it's OK to skip those questions. One possible risk is that some questions may upset your child, if he or she experienced a recent victimization. If your child does become upset during the interview, the interviewer will offer to take a break, or stop the interview and get you. Interviewers are all trained to identify signs of distress and will have links and toll-free phone numbers to connect to counselor services if needed.

There is also a possible risk that survey answers could be revealed, but we take several steps to protect your privacy and your child's privacy, and to prevent this from happening.

Protection of personal information

The study has several safeguards in place to protect the identities of all respondents, including yours and your child's. The information you provide will not be shared with your child; and information your child provides will not be shared with you, the child's school, or the authorities.

The researchers will take additional steps to protect your identity and your child's identity.

- We'll treat all of the information in this study as private. The information will be used only for research purposes.
- We'll label your child's interview answers with a code number only, not his or her name.
- We'll store all personal information in a protected computer file separate from the interview data. We'll keep the key to the code in a password-protected database.
- We'll combine your child's data with those of other people in the study. In addition, we'll only put information about groups of people in our reports. This means we can't put information about individuals in any report about the NSCS Study.
- We'll destroy all personal information that could identify you and your child, like your name, address, and phone number, after this phase of the study is over.

We would like to record the interview. Sometimes it is helpful to review a portion of a recording to better understand how the interview went. If the recording is reviewed later, it will only be by a few Westat staff and possibly the client (BJS). We may use answers from the recordings in our research reports but we never include names in the reports. If you choose not to allow your child's interview to be recorded, that's okay.

To help keep everything private:

- Your child's name will not be recorded on the interview notes or reported in any reports.
- Everything that your child says will be confidential – that is, no one outside the research team will know what your child told us.

BJS will protect and maintain the confidentiality of personally identifiable information (PII) to the fullest extent under federal law. BJS, its employees, and its contractors (Westat staff) will only use the information provided for statistical or research purposes pursuant to 34 U.S.C. § 10134. All PII collected under BJS's authority is protected under the confidentiality provisions

of 34 U.S.C. § 10231. Any person who violates these provisions may be punished by a fine up to \$10,000, in addition to any other penalties imposed by law. Further, per the Cybersecurity Enhancement Act of 2015 (6 U.S.C. § 151), federal information systems are protected from malicious activities through cybersecurity screening of transmitted data. Since the survey is protected under 34 U.S.C. § 10134 and 10231 even if we learn that you or someone else is harming you, your child, or others around you, we are legally not allowed to report this to the police or anyone else. However, you and your child are free to tell anyone about your experiences. We will be giving everyone who completes the survey a link to a website that has contact information for people who can help.

Questions

You can ask the interviewer any questions you have about this study.

If you have any other questions about the study, call Westat's toll-free number, 1-855-849-6119, weekdays between 9:00 a.m. and 9:00 p.m. and weekends between 11:00 a.m. and 7:00 p.m. Eastern Time. You can also send an email to Westat at NSCS@Westat.com.

If you have any questions about your rights as a NSCS Study respondent, call Westat's Human Subjects Protections office at 1-888-920-7631. Please leave a message with your first name, the name of the research study that you are calling about (National Survey of Crime and Safety), and a phone number beginning with the area code. A Westat IRB representative will return your call as soon as possible.

Consent request

Please tell the interviewer if you give permission to ask your child if he/she wants to participate in the interview. Your child must also agree to participate in the interview. Your child will be told that he or she agrees to take part in the study, but has the right to refuse individual questions, to stop the interview at any time, or refuse to participate in this or any future interviews.

I have read the information about this study and have been given the chance to discuss it and to ask questions. I understand that my child must also agree to participate.

- I give permission for you to ask my child to participate in the interview
- I give permission for my child's interview to be recorded for quality control purposes

Youth Assent

National Survey of Crime and Safety (NSCS)

Youth Assent to Participate

Introduction

You are being asked to take part in the National Survey of Crime and Safety (NSCS). A government agency called the Bureau of Justice Statistics (BJS) at the Department of Justice (DOJ) has asked Westat to conduct the NSCS.

Purpose of the study

The NSCS asks questions of adults and youth all over the country about whether they have experienced any crime in the past 12 months and what they think about community safety or the local police. Even if you haven't been the victim of crime, we still want to include you in this study. We need counts of people who are victims and counts of people who are not victims to fully understand crime in the country.

It will take between 20 minutes and 40 minutes, depending on your experiences.

Your participation

We are asking you to take part in today's interview. Your parent or guardian has said it is ok for us to ask you to participate, but the interview is voluntary. It's up to you if you want to take part. You don't have to take part in the interview. You can skip any questions that you don't want to answer and you can stop the interview at any time.

We'd like to ask you the questions in private, but if you would rather have a parent or another adult in the room with you during the interview, that's ok too. We will not attach your name to any of your answers, and we will not share your answers with anyone outside of our research team, like your parents, your school, the authorities, or anyone else.

Benefits and risks of participation

We can't give you anything for answering the survey. But when we combine the answers you give with the answers from other children your age around the country, the information may help improve the safety of millions of Americans.

It is possible that some questions may upset or bother you. Again, you can skip any question you don't want to answer.

Protection of personal information

The study will protect your information which means we will not share any of your answers with

your parents, your school, or the authorities.

- We'll treat all of the information in this study as private. BJS researchers use the survey answers to inform their research about people's experience with crime across the country.”.
- We'll label your interview answers with a code number only, not his or her name.
- We'll combine your answers with other youth who participate in the study. In addition, we'll only put information about groups of people in our reports. This means we can't put information about individuals in any report about the NSCS Study.
- We'll destroy all personal information that could identify you, like your name, address, and phone number, after the study is over.

We would like to record the interview. Sometimes it is helpful to listen to the recordings to help us understand how the interview went. If the recording is reviewed later, it will only be by a few Westat staff and possibly the client (BJS). We may use answers from the recordings in our research reports but we never include names in the reports. If you choose not to allow your interview to be recorded, that's okay.

To help keep everything private:

- Your name will not be recorded on the interview notes or reported in any reports.
- Everything that you say will be confidential – that is, no one outside the research team will know what you told us.

All personally identifiable information (PII) collected under BJS's authority is protected under the confidentiality provisions of 34 U.S.C. § 10231. Any person who violates those rules may be punished by a fine up to \$10,000, in addition to any other penalties imposed by law. Further, per the Cybersecurity Enhancement Act of 2015 (6 U.S.C. § 151), federal information systems are protected from malicious activities through cybersecurity screening of transmitted data.

Since the survey is protected under 34 U.S.C. § 10134 and 10231, even if we learn that you or someone else is harming you, or others around you, we are legally not allowed to report this to the police or anyone else. However, you are free to tell anyone about your experiences. We will be giving everyone who completes the survey a link to a website that has contact information for people who can help.

Questions

You can ask the interviewer any questions you have about this study.

If you have any other questions about the study, call Westat's toll-free number, 1-855-849-6119, weekdays between 9:00 a.m. and 9:00 p.m. and weekends between 11:00 a.m. and 7:00 p.m. Eastern Time. You can also send an email to Westat at NSCS@Westat.com.

If you have any questions about your rights as a NSCS Study respondent, call Westat's Human Subjects Protections office at 1-888-920-7631. Please leave a message with your first name, the name of the research study that you are calling about (National Survey of Crime and Safety), and a

phone number beginning with the area code. A Westat IRB representative will return your call as soon as possible.

Assent request

Please tell the interviewer if it is ok to ask you the survey questions, and if it is ok to record the interview.

- I will participate in the interview.
- I agree to have my interview recorded.

E. Providing Resources

All respondents will be provided with a list of hotline numbers before ending the interview session, regardless of whether the interviewer identified any distress. For interviews being conducted by phone (or remotely), the interviewer will offer to read the resources aloud to the respondent. Regardless, all respondents will receive a copy of the resources in their incentive mailing.

Callers can connect free of charge to the phone hotlines and will be directed to local agencies in their area. Individuals can also connect with trained hotline staff online through a secure chat messaging system.

Adult Resources

National Domestic Violence Hotline

1-800-799-SAFE

1-800-787-3224 (TTY)

www.thehotline.org

National Center for Victims of Crime

1-202-467-8700

www.victimsofcrime.org

Child Help® National Child Abuse Hotline

1-800-4-A-CHILD

www.childhelp.org

Eldercare Locator

1-800-677-1116

www.eldercare.gov

Victim Connect

1-855-4-VICTIM

www.victimconnect.org

Resources for Youth

Counseling Hotlines

National Child Abuse Hotline:

Telephone: 1-800-422-4453

Website: <https://www.childhelp.org/>

Boys Town National Hotline:

Telephone: 1-800-448-3000

Website: <http://www.boystown.org/hotline/Pages/default.aspx>

The National Domestic Violence Hotline:

Telephone: 1-800-799-7233

Website: www.thehotline.org

The National Suicide Prevention Lifeline:

Telephone: 1-800-273-8255

<https://suicidepreventionlifeline.org/>

The National Sex Assault Hotline:

Telephone: 1-800-656-4673

Website: www.rainn.org

Services targeted to LGBTQ Youth

The Trevor Project:

Telephone: 1-866-488-7386

Website: <http://www.thetrevorproject.org/>

Victim Referral Services

Victim Connect:

Telephone: 1-855-484-2846

Website: <http://victimconnect.org/>



An Employee-Owned
Research Corporation

NSCS

Handling Respondent Distress and Privacy Considerations

Key Takeaways from Home Study

- Some victims may experience an emotional response when recalling details of victimization.
- Your role is to be human, but always a researcher. You are not a therapist and should not be giving advice or trying to help them.
- All SPs will receive a list of counseling and victim services resources.

Key Takeaways from Home Study, Cont.

- SPs may exhibit a low to moderate level of distress.
 - “Are you doing ok?”
 - “Do you need to take a short break?”
- While rare, some may exhibit extreme distress or intent to harm self or others.
 - Connect SP with a hotline counselor or 911 rather than dealing with the issue yourself.
 - Your safety is our top concern – end interview and leave HH when necessary.

Key Takeaways from Home Study, Cont.

- Interviews should be done in a private location.
 - If privacy is not possible, offer to reschedule the interview.
 - If youth would like a parent to observe, that is fine.
 - If youth does not want parent to observe, but adult insists, code case as refusal.

Reactions to Victim Videos

- What were the victim's emotional reactions to disclosing?
 - **My Story – Dealing with Domestic Violence**
 - **Victim Impact: Listen and Learn – Leanna's Story**
- What were your emotional reactions to watching each video?

<https://www.youtube.com/watch?v=K9LomNsQ4mY> (until 3:30)

<https://www.youtube.com/watch?v=xcqij3i8NUU>

Role Play

- Pair up and practice your response to the following scenarios.
 - Respondent in CATI mode answers that her ex-husband has been threatening to hurt her and their son and asks you “Do you think I should call the police?”

Role Play

- Pair up and practice your response to the following scenarios.
 - Respondent in in-person mode reports that his home was broken into earlier this year and that he has had some panic attacks since then. As he is telling you this, he voice starts to tremble and he gets very quiet.

Role Play

- Pair up and practice your response to the following scenarios.
 - Respondent in CATI mode answers that she was mugged at gunpoint and as she is answering questions about the weapon that was used, you hear her begin to cry.

Role Play

- Pair up and practice your response to the following scenarios.
 - Respondent in in-person mode takes a long pause while answering the questions about sexual assault. When you ask “Are you doing ok?”, the respondent bursts into tears and can’t seem to stop crying.

Role Play

- Pair up and practice your response to the following scenarios.
 - Youth in in-person mode is recalling repeated bullying and attacks over the past year and reveals that she attempted suicide a few months ago.

Attachment 17: Victim resources – hotline numbers

Resources

National Domestic Violence Hotline

1-800-799-SAFE

1-800-787-3224 (TTY)

www.thehotline.org

National Center for Victims of Crime

1-202-467-8700

www.victimsofcrime.org

Child Help® National Child Abuse Hotline

1-800-4-A-CHILD

www.childhelp.org

Eldercare Locator

1-800-677-1116

www.eldercare.gov

Victim Connect

1-855-4-VICTIM

www.victimconnect.org

Resources for Youth

Counseling Hotlines

National Child Abuse Hotline:

Telephone: 1-800-422-4453

Website: <https://www.childhelp.org/>

Boys Town National Hotline:

Telephone: 1-800-448-3000

Website: <http://www.boystown.org/hotline/Pages/default.aspx>

The National Domestic Violence Hotline:

Telephone: 1-800-799-7233

Website: www.thehotline.org

The National Suicide Prevention Lifeline:

Telephone: 1-800-273-8255

<https://suicidepreventionlifeline.org/>

The National Sex Assault Hotline:

Telephone: 1-800-656-4673

Website: www.rainn.org

Services targeted to LGBTQ Youth

The Trevor Project:

Telephone: 1-866-488-7386

Website: <http://www.thetrevorproject.org/>

Victim Referral Services

Victim Connect:

Telephone: 1-855-484-2846

Website: <http://victimconnect.org/>