

Paperwork Reduction Act Submission

Supporting Statement

Agency: National Institute of Justice (NIJ)
Title: Census of Juveniles in Residential Placement (CJRP)
Form: CJ-14
OMB No.: 1121-0218 (approval expires 05/31/2019)
Request: Extension, without change, of a currently approved collection

A. JUSTIFICATION

1. Necessity of Information Collection

The National Institute of Justice (NIJ), in partnership with the Office of Juvenile Justice and Delinquency Prevention (OJJDP), is seeking extension of a currently approved collection, the Census of Juveniles in Residential Placement (CJRP) data collection form (CJ-14). This census is sent to facilities that hold juvenile delinquents and/or juvenile status offenders. It requests information on juvenile offender characteristics (age, sex, race), legal attributes (e.g., most serious offense), and state of origin. It is a biennial survey conducted in odd-numbered years. The survey complements the Juvenile Residential Facility Census (JRFC), also conducted by OJJDP, which is a census of the same facilities that requests information about facility operations and services and is administered in alternate years.¹ The CJRP has been conducted in 1997, 1999, 2001, 2003, 2006,² 2007, 2010,³ 2011, 2013, 2015, and 2017.

Since 1971, the Department of Justice (the Department) has taken a strong interest in juveniles in custody, the operation of the facilities in which they are located, and the services available to them while in custody. In 1971, the Department began a census of juveniles in custody known as the Children in Custody (CIC) Census (more formally: *The Census of Public and Private Juvenile Detention, Correctional, and Shelter Facilities*). In 1974, upon authorization of the Juvenile Justice and Delinquency Prevention Act (the JJDP Act), OJJDP took over implementation of that census. In 1993, OJJDP began a broad, long-term examination and revision of its data collection

¹ The JRFC routinely collects data on how facilities operate and the services they provide. It includes questions on facility ownership and operation, security, capacity and crowding, and injuries and deaths in custody. As the complement to the CJRP, the JRFC is collected during the even number years. The JRFC has been conducted ten times: 2000, 2002, 2004, 2006, 2008, 2010, 2012, 2014, 2016, and 2018.

² A delay in submitting the OMB Package for the 2005 CJRP collection meant that OJJDP had to reschedule the collection until after approval was received. Approval was received in December 2005, and the collection occurred in February 2006.

³ Similarly, the 2009 CJRP collection was postponed and occurred in February 2010.

efforts covering juveniles in custody. This effort included extensive consultation with experts interested in the data produced, discussions with respondents, and extensive testing of questions and methodologies. In 1997, OJJDP conducted the first CJRP, the end-product of this long-term effort and has since overseen subsequent CJRP collections through 2017.

In fiscal year 2019, the Department transferred OJJDP's research, evaluation, and statistical functions and activities to NIJ, including the management of the CJRP (and JRFC). As such, NIJ is working in collaboration with OJJDP and its data collection agent, the U.S. Census Bureau, to elevate and advance this work for the juvenile justice community.

NIJ is authorized to conduct this data collection under the Omnibus Crime Control and Safe Streets Act of 1968. Copies of the relevant sections of the NIJ authorizing language are included in Attachment A of this OMB package.

OJJDP is authorized to conduct this data collection under the JJDP Act of 1974, as amended. The JJDP Act was reauthorized in December 2018 through the Juvenile Justice Reform Act of 2018 (Public Law No. 115-385).⁴ For purposes of this PRA request, the relevant part of the reauthorization language reads as follows:

(b) Statistical Analyses.--The Administrator shall--

(1) plan and identify the purposes and goals of all agreements carried out with funds provided under this subsection; and

(2) undertake statistical work in juvenile justice matters, for the purpose of providing for the collection, analysis, and dissemination of statistical data and information relating to juvenile delinquency and serious crimes committed by juveniles, to the juvenile justice system, to juvenile violence, and to other purposes consistent with the purposes of this subchapter and subchapter I.

34 U.S.C. 11161

The JJDP Act also includes a requirement that OJJDP's Administrator submit to Congress and the President an annual report on juveniles in custody. The specific language that describes this report is as follows:

(1) A detailed summary and analysis of the most recent data available regarding the number of juveniles taken into custody, the rate at which juveniles are taken into custody, and the trends

⁴ H.R.6964 became Public Law No. 115-385 on December 21, 2018. The relevant JJDP Act language, as amended, is included in the text above. A copy of H.R. 6964 is also included as part of Attachment B.

demonstrated by the data required by subparagraphs (A), (B), and (C). Such summary and analysis shall set out the information required by subparagraphs (A), (B), (C), and (D) separately for juvenile nonoffenders, juvenile status offenders, and other juvenile offenders. Such summary and analysis shall separately address with respect to each category of juveniles specified in the preceding sentence—

(A) the types of offenses with which the juveniles are charged;

(B) the race, gender, and ethnicity, as such term is defined by the Bureau of the Census, of the juveniles;

(C) the ages of the juveniles;

(D) the types of facilities used to hold the juveniles (including juveniles treated as adults for purposes of prosecution) in custody, including secure detention facilities, secure correctional facilities, jails, and lockups;

(E) the number of juveniles who died while in custody and the circumstances under which they died;

(F) the educational status of juveniles, including information relating to learning and other disabilities, failing performance, grade retention, and dropping out of school;

(G) a summary of data from 1 month of the applicable fiscal year of the use of restraints and isolation upon juveniles held in the custody of secure detention and correctional facilities operated by a State or unit of local government;

(H) the number of status offense cases petitioned to court, number of status offenders held in secure detention, the findings used to justify the use of secure detention, and the average period of time a status offender was held in secure detention;

(I) the number of juveniles released from custody and the type of living arrangement to which they are released;

(J) the number of juveniles whose offense originated on school grounds, during school-sponsored off-campus activities, or due to a referral by a school official, as collected

and reported by the Department of Education or similar State educational agency; and

(K) the number of juveniles in the custody of secure detention and correctional facilities operated by a State or unit of local or tribal government who report being pregnant.

34 U.S.C. 11117

Copies of the relevant sections of the JJDP Act reauthorization are included in Attachment B of this PRA package.

2. Needs and Uses

The data collected from the CJRP has, and will continue to, inform the Nation's understanding of youth placed out of the home due to contact with the justice system. These youth may be held in shelter facilities, detention centers, alternative placements, or more traditional secure training schools. No other single data collection at the national or state-level, collects the quality or volume of information gathered by this census. Specifically, the CJRP collects information on the following:

- The offense characteristics of youth in custody;
- The racial breakdowns of these youth;
- The youth's state of origin;
- The age and gender distribution of these youth;
- The placing agencies for these youth and the government level; and
- The legal status of this population including detention and commitment.

The specific content of this data collection was developed through a rigorous process in which OJJDP determined precisely what data were required to routinely monitor the population of youth in custody and in what format these data are needed. This process included discussions and consultations with prominent researchers, policy analysts, and practitioners in the field of juvenile corrections.

Currently, NIJ and OJJDP consult with the data providers and others in the juvenile justice and corrections field on an ongoing basis to ensure that the information being collected is relevant and useful. See Sections 4 and 8 of the Supporting Statement for more information regarding consultation with experts and others. NIJ and OJJDP also work diligently to ensure that CJRP findings are made available to practitioners in the field and the general public. For example, OJJDP publishes a *Juveniles*

in Residential Placement bulletin following each collection cycle.⁵ CJRP findings and data are also published through the OJJDP Statistical Briefing Book website, which includes dozens of data dynamic tables, charts, and maps, with accompanying text interpretations that answer a wide range of questions about juveniles in corrections.⁶ The website includes an interactive data analysis tool that facilitates independent analysis of aggregate national and state-level CJRP data on the characteristics of youth held in residential placement facilities.⁷ See Section 16 of the Supporting Statement for more information about dissemination of results and availability of the data for secondary analyses.

OJJDP submits an Annual Report to Congress, that consistent with the reporting requirements described in the previous section, describes trends in and characteristics of juvenile offenders in residential placement not limited to information on offense and demographic profiles, and information on deaths in custody.⁸ CJRP data are used to respond to information requests from the White House, Congressional offices, other federal agencies, state and local government agencies, policymakers, practitioners, researchers, the news media, and the public. In fact, a number of other federal entities rely on the CJRP data for use in their own reports and publications (see Section 6 of the Supporting Statement for additional information about these efforts).

In fiscal year 2018, OJJDP issued a competitive solicitation, “Redesign Study of OJJDP’s Juveniles in Corrections Data Collections,” to assess and improve the data collection instruments and methodologies currently used in the CJRP (and JRFC). A cooperative agreement, managed by NIJ, was awarded to RTI International (RTI) will result in new instrumentation and enhanced methodologies that will improve the federal government’s ability to interpret and report the national and state-level characteristics of and trends in juvenile offenders in out-of-home placement (and the facilities in which they are held). As part of this effort, RTI will engage with NIJ, OJJDP and external experts to assess the utility and relevance of the items and evaluate gaps in the current CJRP (and JRFC) instruments to determine if they adequately capture recent changes in facility operations and service delivery; current federal legislative requirements (including the 2018 reauthorization of the JJDP Act); and other contemporary juvenile justice issues. While this work is underway, the CJRP collection will be maintained in its current capacity

5 Hockenberry, S. (2018). Juveniles in Residential Placement, 2015. *National Report Series Bulletin*. NCJ 250951, Washington, DC: United States Department of Justice, Office of Justice Programs, Office of Juvenile Justice and Delinquency Prevention

6 OJJDP Statistical Briefing Book. Juveniles in Corrections. Available: <https://www.ojjdp.gov/ojstatbb/corrections/faqs.asp>

7 Sickmund, M., Sladky, T.J., Kang, W., & Puzzanhera, C. (2017). "Easy Access to the Census of Juveniles in Residential Placement." Available: <http://www.ojjdp.gov/ojstatbb/ezacjrp/>

8 OJJDP Annual Reports. Available: <https://www.ojjdp.gov/about/annualreports.html>

to ensure the Department is responsive to legislative requirements and can monitor trends; however, NIJ and OJJDP expect the recommendations that result will be submitted for OMB review and implemented in future data collections cycles (following the current requested extension period).

3. Use of Information Technology

NIJ, OJJDP, and the Census Bureau are committed to decreasing the burden of data collection and costs for both respondents and collectors, as well as increasing data quality by promoting electronic data submission (see Attachment D for screenshots of the electronic form). In the past, the Census Bureau has taken advantage of the variety of electronic means of data submission, as this option typically reduces the burden and costs for both the respondent and the data collector. Along with these savings, the data are cleaner and less prone to error when taken directly from the respondents' own systems.

Plans for electronic submission of data for the CJRP began during the design phase in 1996. Since the first CJRP collection in 1997, with each initial mailout, all respondents have been provided with the option of submitting data electronically through the Census Bureau's secure, online data collection application. To reduce burden on respondents and facilitate more timely/accurate submission, the Census Bureau is committed to accepting a number of different data submission formats, including:

- Respondents' own spreadsheets;
- Respondents' own reports (i.e., data submitted in Word, pdf, txt, etc.);
- Census-created template to upload data;
- Data entered manually online; and
- Data provided via telephone.

Beginning with the 2011 CJRP collection, the Census Bureau provided an online Web reporting form option to reduce the burden on respondents. (The screenshots of the Web form and a copy of the paper form are available in Attachments D and E, respectively.) The Bureau's secure servers use "HTTPS" (Hypertext Transfer Protocol over Secure Socket Layer) to ensure the encrypted transmission of data between the respondents' browser and the Bureau. This means that instead of sending readable text over the Internet, both the respondents' and the Census Bureau's servers encode (scramble) all text using a security key. That way, personal data sent to the respondents' browser or data the respondent sends back is extremely difficult to decode in the unlikely event it was intercepted by an unauthorized party. All browsers

connecting to the Census Bureau’s secure server must use a minimum encryption key size of 128 bits.

All respondents who use the Web reporting form option are given a unique username and password. The passwords contain the following characteristics: 12 characters, 1 uppercase character, 1 lowercase character, 1 number, and 1 special character from the following: ! # \$ * \$? ~. All respondents are locked out of the Web site upon submission of their data. However, using their unique username and password, they can return at any time to retrieve a copy of their data in PDF format.

The Web submission option has proven to have growing popularity among respondents. Since the commencement of the web reporting option in 2011, online data submission increased to 63.1 percent (1,225 files) by 2017, an increase of 23 percentage points in the proportion submissions by web compared to the prior collection, making it the most popular method of return (see Table 1). In this same timeframe, mailed submissions have dropped to 28.1 percent. The remaining 8.8 percent of submissions were received via fax, phone, or e-mail during non-response follow-up.

Table 1. Distribution of Method of Response, 2017

	Frequency	Percent
Total	1,941	100%
Mail	546	28.13%
Fax	20	1.03%
Telephone	70	3.61%
E-mail	80	4.12%
Web	1,225	63.11%

Figure 1. Method of Response by Collection Year (Percentage)

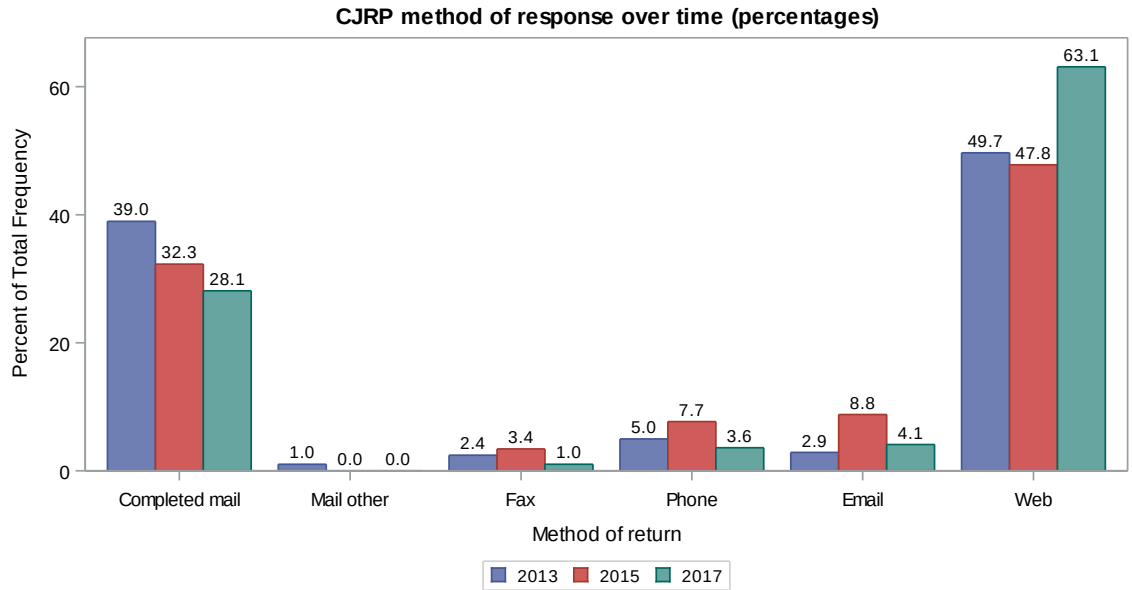
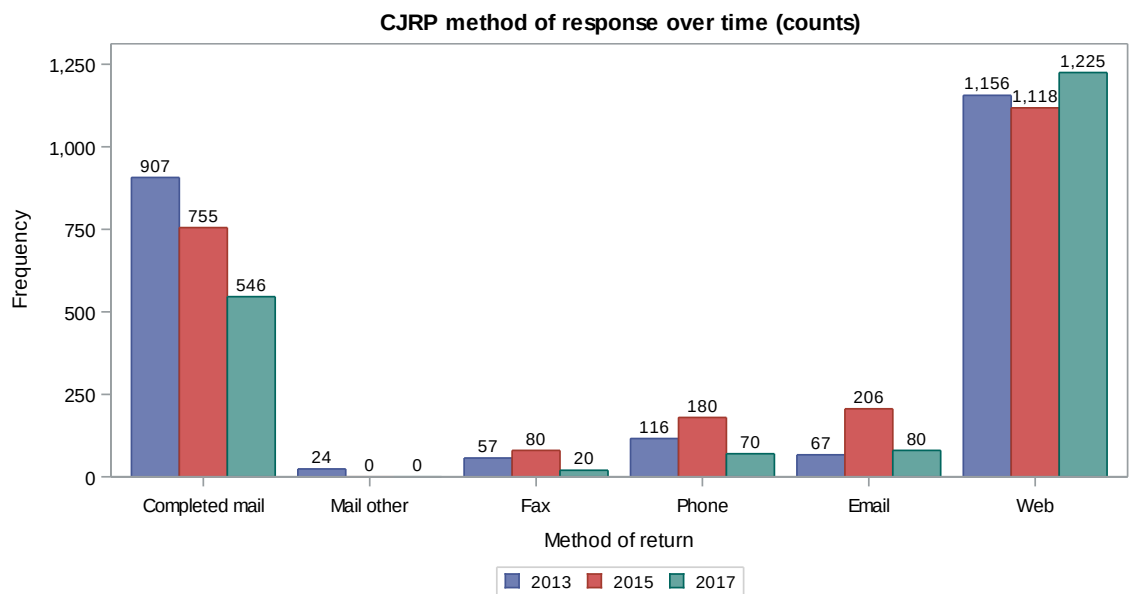


Figure 2. Method of Response by Collection Year (Number)



4. Efforts to Identify Duplication

NIJ, OJJDP, and the Census Bureau take numerous steps to identify all sources of statistical information on youth involved in the juvenile justice system; however currently, no other entity routinely and systematically collects the type of data on juveniles in custody found in the CJRP and

required by Congress. Indeed, other federal agencies often turn to NIJ and OJJDP for information on the trends in and characteristics of juveniles in correctional and other residential placement facilities.

In an effort to avoid duplication and assist its sister agencies, NIJ and OJJDP have collaborated with (or recently assisted) the Bureau of Justice Statistics (BJS) and the Department of Education's National Center for Education Statistics (NCES) and Office of Civil Rights (OCR). (See Section 6 for more information about collaboration among federal agencies.)

Specifically, OJJDP provided BJS with an updated roster of the juvenile residential facilities for use in the National Survey of Youth in Custody (NSYC), most recently conducted in 2018 as part of BJS's National Prison Rape Statistics Program. OJJDP participated in workshops to provide expertise and consultation on questions that may be added to the NSYC to reduce the possibility of unnecessary or redundant data collection. In addition rather than initiating their own new (potentially duplicative) collection, BJS sought and received, OJJDP's agreement to provide information on juvenile deaths collected from the CJRP and JRFC to comply with the mandate of the Deaths in Custody Reporting Act of 2013 (see Attachment C) which charges the United States Attorney General to collect information on the "death of any person who is detained, under arrest, or is in the process of being arrested, is en route to be incarcerated, or is incarcerated at a municipal or county jail, State prison, State-run boot camp prison, boot camp prison that is contracted out by the State, any State or local contract facility, or other local or State correctional facility (including any juvenile facility)." It is anticipated that findings from the 2017 CJRP will be aggregated with BJS data on adult prisons and jails and will be included in BJS's DICRA report. The roster of juvenile residential facilities has been used in a similar fashion to sample facilities for BJS's Survey of Sexual Victimization (SSV).

OJJDP has also assisted the Department of Education (ED)'s Office of Civil Rights (OCR) Civil Rights Data Collection (CRDC) efforts. Currently the CRDC does not collect data from juvenile facilities, nor any information about the youth housed in these facilities. While Census confidentiality statutes as well as the "Federal Assurance of Confidentiality" sent to each facility, limits the information that OJJDP can share for non-research (i.e., civil rights enforcement) purposes, OJJDP consulted with its Office of General Counsel (OGC) and determined that we could share our roster of public juvenile facilities with OCR, which we did in 2015. OJJDP also provided OCR with pre-release, aggregate state-level data from the 2014 JRFC in April 2016.

Similarly, the National Center for Education Statistics also does not collect data from juvenile facilities; and consequently in 2015 they collaborated with OJJDP to develop a new indicator for their *Indicators of School Crime and Safety Report* (see Section 6 for additional information).

Note also that both the BJS and ED collections have different purposes, priorities, and schedules than the CJRP. BJS's NSYC collects data on the incidence and prevalence of sexual assault in juvenile facilities under the Prison Rape Elimination Act of 2003 (PREA; P.L. 108-79) and is collected episodically. BJS's SSV is collected annually and is a complete enumeration of all state operated facilities and a sample of locally-run facilities. In comparison, the CJRP focuses on a much broader spectrum of the characteristics and legal attributes of juvenile offenders in placement and is collected on a biennial basis. The Department of Education's CRDC collection is used for "enforcement and monitoring efforts regarding equal educational opportunity."

Finally, to ensure this information is not collected by other non-federal entities, the NIJ, OJJDP, and the Census Bureau continue to monitor the research literature. All such reviews have indicated that CJRP-type information is not independently available through other means. While some states and localities maintain similar information, it is often incomplete and such localized information sources do not cover the entire country, which is the intent of the CJRP.

5. Efforts to Minimize Burden

As noted above in Section 3, efforts have been made in the design of the CJRP to minimize burden. Respondents are given the option of submitting data electronically through the Census Bureau's secure, online data collection application. The Web reporting form option reduces respondent burden by building in automatic skip patterns based on answers to previous items and allows for internal edit checks. The system also allows for respondents to complete the form at their convenience and in multiple sessions, if needed.

Respondents are provided the statement of statutory and policy protections of confidentiality, as well as the burden statement along with the paper cover letter that accompanies the mailed (paper) CJRP form (see Attachment F). As part of the collection process, respondents are encouraged to read the frequently asked questions in the "FAQs" section of the Census Bureau's online form or call a 1-800 number for assistance with electronic submissions.

Since this is a facility-based census, the aim is to obtain one completed form for each facility. However, many states have identified a designated central reporter, who is then responsible for completing and sending in the forms for some or all public facilities. Similarly, some private agencies operate more than one juvenile facility and have indicated that they can serve as an umbrella reporter to receive and complete forms for all of their designated facilities. As such, the Census, OJJDP, and now NIJ have worked with states and agencies to identify “central reporters” who can report for multiple respondents, wherever possible. This approach reduces respondent burden and helps to standardize the responses by agency so that they are consistent and errors are minimized.

Finally, as part of the ongoing effort to develop recommendations for improving the CJRP (noted in Section 2), NIJ and OJJDP will be working with RTI to identify new strategies with the potential to reduce respondent burden and enhance response rates in a cost-efficient manner.

6. Consequences of Less Frequent Collection

If this data collection does not proceed, OJJDP will not have the capacity to respond to Congressional and Presidential reporting mandates for the Office. This includes mandates included in the Juvenile Justice Delinquency Prevention Act (see Attachment B) and the Deaths in Custody Reporting Act (see Attachment C). Larger, more burdensome data collections would be needed to address the issues covered in this collection; and federal, state, and local policymakers would need to rely on anecdotes or incomplete and inaccurate data rather than on federally-collected data in developing juvenile justice policy. Without this data collection, comparable national and state-level data would not be available to policymakers, practitioners, and the general public; and OJJDP, federal, state and local agencies would not have important information to develop programs for youth in residential placement and monitor trends in juvenile placement populations and characteristics.

Additionally, a number of other federal agencies and initiatives rely on CJRP data for their own reports and publications, and without this collection these efforts to understand and track the characteristics of youth detained and committed to juvenile facilities would be severely hampered. This includes the Federal Interagency Forum on Child and Family Statistics (Forum), which published data from the CJRP in its most recent report, *America’s Children in Brief: Key National Indicators of Well-Being, 2018*.⁹ The Forum is a collection of 23 federal government

⁹Federal Interagency Forum on Child and Family Statistics. (2018). *America’s Children in Brief: Key National Indicators of Well-Being, 2018*. Washington, DC: U.S. Government Printing Office.

agencies involved in research and activities related to children and families. The measures in the 2018 *Brief* focused on children who face special and heightened risks to their well-being, including youth in residential placement facilities.

CJRP data have also been recently used to develop an indicator of the characteristics of juveniles in residential placement for the Department of Education's National Center for Education Statistics (NCES), *Indicators of School Crime and Safety* report.¹⁰ Federal NCES staff report that this information is of interest to educators because juveniles placed in residential facilities are a high-risk population with high rates of academic failure, dropouts, and poor employment outcomes.

A variety of non-federal entities also routinely analyze and disseminate CJRP data, including but not limited to the Annie E. Casey Foundation's National KIDS COUNT Project, the Pew Charitable Trusts Public Safety Performance Project issue briefs, the Child Trends DataBank, and the MacArthur Foundation funded Juvenile Justice, Geography, Policy, Practice & Statistics website.

7. Special Circumstances Influencing Collection

The special circumstances listed in the instructions for OMB Form 83-I do not apply to this data collection for the following reasons:

- The census will be biennial (not quarterly or more frequently);
- The respondents will have more than 30 days to respond;
- Only one copy of the document will be requested;
- The collection does not require respondents to maintain records beyond the data collection itself;
- The collection is designed to be a census of juveniles in custody on the reference date and, as such, will produce valid and reliable results;
- NIJ will not require reporting of statistical data that have not been approved by OMB;
- The pledge of confidentiality provided with the data collection derives directly from statute (see Attachment G for 34 U.S.C. 10231); and
- The collection does not request proprietary information.

8. Adherence to 5 CFR 1320.8(d) and Outside Consultation

- a. The Department of Justice announced the data collection in the *Federal Register* in accordance with 5 CFR 1320.8(d). The 60-day

¹⁰ Zhang, A., Musu-Gillette, L., and Oudekerk, B.A. (2016). *Indicators of School Crime and Safety: 2015* (NCES 2016-079/NCJ 249758). National Center for Education Statistics, U.S. Department of Education, and Bureau of Justice Statistics, Office of Justice Programs, U.S. Department of Justice. Washington, DC.

Federal Register notice was published on December 10, 2018 (Federal Register, Vol. 83, No. 236, pages 63538-63539). The 30-day Federal Register notice was published on February 15, 2019 (Federal Register, Vol. 84, No. 32, pages 4538-4539). NIJ would have responded to all questions and comments on the CJRP, however no public comments were received in response to this notice.

- b. During the development phases of this project, OJJDP consulted extensively with experts in the field. These consultants provided expert advice on the operations and population of the specific facilities. Currently, NIJ social scientists consult with OJJDP programmatic staff as well as staff at the Census Bureau and experts at the National Center for Juvenile Justice to determine the value of the information being collected, the phrasing and content of questions, and the form structure. NIJ and OJJDP also rely on experts in the field of juvenile corrections to advise the agency regarding needed changes, deletions, or additions to the form. This information is gathered through conferences, regional meetings with State Juvenile Justice Specialists, and internal agency meetings. A list of the individuals directly involved in informing the CJRP data collection is included in Attachment I.
- c. NIJ and OJJDP have also consulted with the Bureau of Justice Statistics (BJS) on its administration of the CJRP. Statisticians from BJS have consulted on CJRP regarding a variety of topics, not limited to frame maintenance, facility ID structure, and instrument content. The agencies have also agreed to coordinate their collection of deaths in custody information in response to the Deaths in Custody Reporting Act (Attachment C). (Detailed juvenile facility death information is collected by OJJDP via the CJRP and JRFC.) NIJ social scientists continue to work closely with BJS staff to share CJRP information that may pertain to BJS's National Survey of Youth in Custody (NYSC) and provide substantive expertise on the NYSC collection. This ongoing effort allows NIJ, OJJDP, and BJS to leverage resources, avoid duplication, and potentially link data sets for future analyses. Most recently, BJS staff have reviewed this OMB PRA package for the 2019 CJRP and provided recommendations which NIJ has responded to and incorporated into the final document.
- d. From 1993 through 1998, OJJDP and the Census Bureau's Center for Survey Methods Research (CSMR) worked together to develop and improve the CJRP questionnaire. During this time, CSMR staff visited more than 50 individual facilities, asking very specific questions about the operation of the facility, the format of the

questionnaire, and the facility's ability to complete the form. Also important during the development and testing phase was minimizing the burden placed on the respondents, because both OJJDP and CSMR understood fully that an overly burdensome form would result in high nonresponse rates.

Since the first collection in 1997, OJJDP and the Census Bureau have developed a broad range of formal and informal relationships with the data providers. These data providers serve as a network of support for the project by providing updates on facility lists, comments on publications, information about juvenile corrections, and reviewers for questionnaire drafts. The Census Bureau has worked with data providers to help them set up reporting systems that fit with the CJRP reporting mechanisms, thereby decreasing the burden on a number of the data providers. While pilot testing of the form for the upcoming 2019 collection has not been conducted, the collection's history of high response rates and the ongoing, annual use by other federal agencies and the public demonstrate its ongoing value, utility, and relevance for the field.

In addition, as noted under Section 2, NIJ is managing a separate project to develop, improve, and test data collection instruments and methodologies for OJJDP's juveniles in corrections data collections, including the CJRP and JRFC. NIJ and OJJDP expect these improvements will be submitted for OMB review and implemented in future data collections cycles (following the current requested extension period).

Finally, federal social science staff at NIJ (and previously at OJJDP) connect with CJRP respondents at national conferences and meetings, including:

- The National Juvenile Court Data Archive workshops, most recently in 2015 (Burlington, VT), 2016 (Louisville, KY), 2017 (Tempe, AZ), and 2018 (Greenville, SC). In a significant number of states data providers for juvenile court data also provide juvenile correction data, so the workshops are an important venue to discuss common issues and topics such as data sharing and privacy/security concerns.

- The Council of Juvenile Correctional Administrators Winter Meetings in 2018 and 2019. State juvenile correctional agency administrators have historically been critical to CJRP collections, either as direct data contributors or as the key authority for encouraging facility participation. These meetings provide an opportunity to educate and inform the field about the latest data from the national juvenile corrections data collection efforts; to encourage engagement and participation from state agency administrators; to discuss strategies for improving the quality, coverage, and timeliness of the data; and to share data resources.

9. Paying Respondents

OJJDP does not compensate respondents who participate in this data collection. Participation is voluntary.

10. Assurance of Confidentiality

All information tending to identify individuals (including entities legally considered individuals) will be held strictly confidential according to Title 34, United States Code Section 10231. A copy of this section is included with this submission as Attachment G. Regulations implementing this legislation require that OJJDP staff and contractors maintain the confidentiality of the information and specify necessary procedures for guarding this confidentiality. These regulations (28 CFR Part 22) are also included in Attachment H. The cover letter that accompanies the CJRP notifies persons responsible for providing these data that their response is voluntary and the data will be held confidential. A copy of this letter, along with the necessary notification, is included in Attachment F this package, and the CJRP form is included in Attachment E.

11. Justification for Sensitive Questions

This data collection does not contain sensitive questions.

12. Estimate of Respondent Burden

The Census Bureau analyzed 2017 CJRP paradata from its online data collection system (Centurion) which show that the average time spent in the system to complete the form was less than one hour for most web respondents (see Figure 3). However, this is unlikely to represent the entire amount of time spent gathering records. Due to differences in facility characteristics, staffing, reporting procedures, and populations housed, not all facilities will have the same hour burden. Approximately

52 percent of the CJRP facilities are private facilities, and 48 percent are public. However, based on results of the 2017 CJRP, most juveniles are housed in public facilities (about 74 percent on the reference date). Public facilities, on average, house more juveniles. Therefore, the burden for a public facility to submit data is likely to be greater than the burden for a private provider. In addition, it is expected that the burden for respondents that report manually will be greater than for those using electronic means of data submission.

While there has not been recent pilot testing of the 2019 form, the original national field test, subsequent administrations of the CJRP, and analysis of the CJRP paradata are sufficient sources for the burden estimates. Based on previous administrations of the CJRP and the Census Bureau’s analysis of paradata from the 2017 CJRP online data collection system (Centurion), OJJDP estimates the average time to complete the form will be 3 hours.

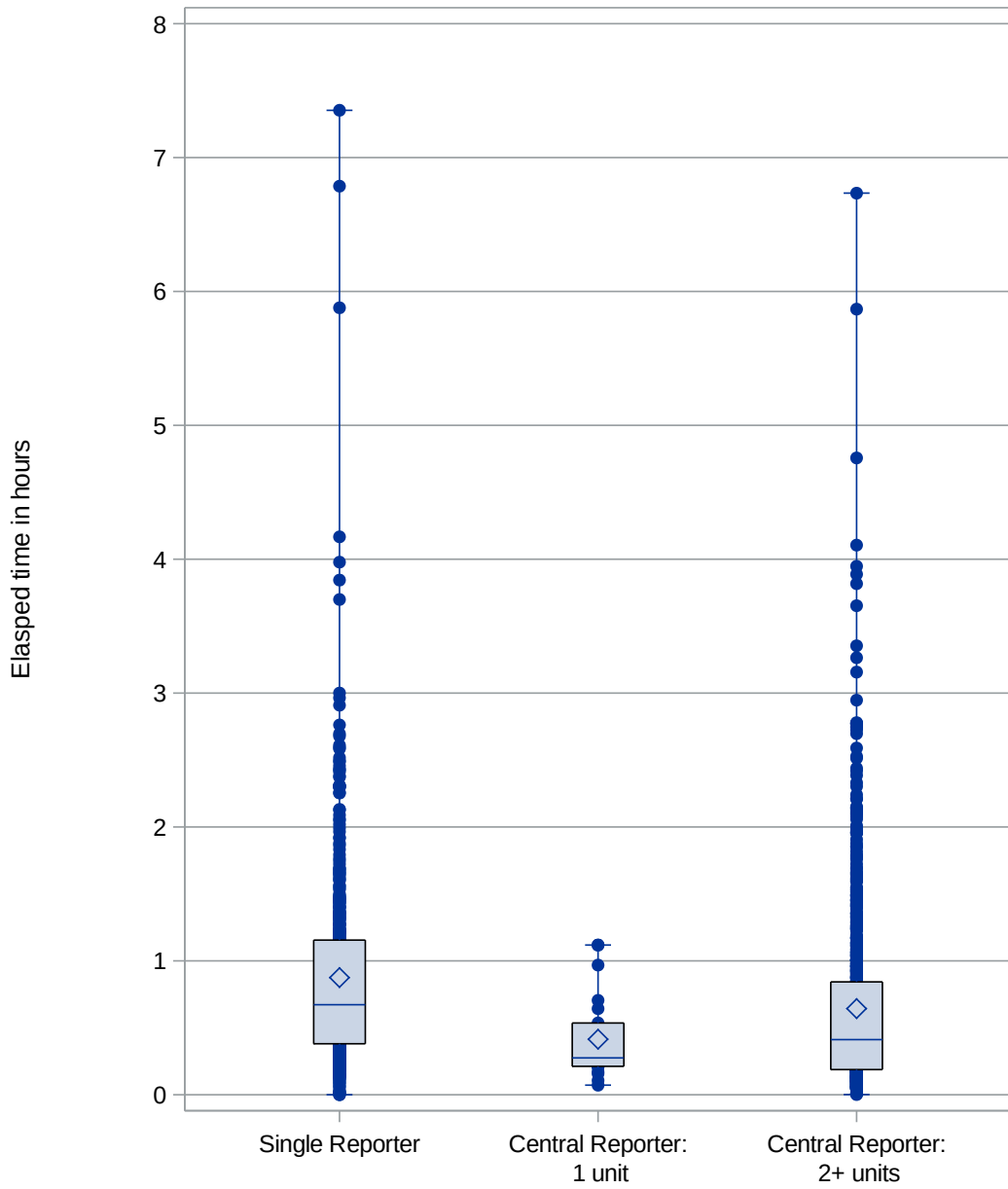
The number of respondents in the facility universe decreased from 2,386 in 2015 to 2,204 expected in 2019. The expected burden varies, but the total number of estimated annual burden hours requested to complete the form is expected to be 6,646 annual hours (3.0154 hours x 2,204 facilities= 6,646 hours). The following table (see Table 2) provides an overview of the hour burden estimates by type of data provider (manual or electronic) and facility type.

Table 2. Estimated total burden hours for CJRP 2019

Data/Facility Type	Number of Facilities	Hour Burden per Facility	Total Hours
Manual Data Providers			
Public Facilities	305	8 hours	2,440 hours
Private Facilities	456	2 hours	912 hours
Electronic Data Providers			
Public Facilities	753	3 hours	2,259 hours
Private Facilities	690	1.5 hours	1,035 hours
Total Hour Burden			6,646 hours
Estimated Average Response Burden	2,204	~3 hours	

Figure 3. Time Spent in Online Data Collection System, 2017

Time spent in Centurion by 2017 CJRP facilities



N	504	20	789
Minimum	0	0.1	0
25th percentile	0.4	0.2	0.2
Median	0.7	0.3	0.4
Mean	0.9	0.4	0.6
75th percentile	1.2	0.5	0.9
Maximum	7.4	1.1	6.7

13. Estimate of Respondent's Cost Burden

The form was designed so as not to require any new systems or efforts on the part of respondents. Rather, respondents provide information that are already needed for their own operational functions. As such, this data collection requires no startup costs or maintenance costs from respondents.

14. Costs to Federal Government

The following table provides an overview of the costs of implementing the CJRP. Please note that although the data collection for CJRP occurs every other year, for “off” years there are still costs incurred due to planning, development, and testing activities. The total combined costs including the Census Bureau and NIJ for 2019 is expected to be \$619,086.

U.S. CENSUS DIVISION & TASKS	2018 (budgeted)	U.S. CENSUS DIVISION & TASKS	2019 (projected)
Economic Reimbursable Division (ERD) Project Management Duties (requirements/spec docs) Revise 2019 Instrument Work on upgrades, enhancements to 2019 collection based upon 2017 collection lessons learned. Assist BJS/NCJJ with expert review and testing of survey instrument		Economic Reimbursable Division (ERD) Project Management Duties (requirements/spec docs, monitor progress, status updates to sponsor, etc.) Address verification and Mailout operations Testing of all applications (web, processing, etc.) Keying, Micro level data review and follow up Non-Response follow-up Imputation/Edit Research & Development	
	\$265,140		\$335,171
Information Technology (IT) Enhance, test, and maintain web instrument Gather requirements develop and enhance processing application Develop/test 2019 database initialization process Develop/test 2019 load process		Information Technology (IT) Complete development/testing of web collection and processing system applications Complete development/testing of system databases Complete development/testing load process Maintain support processing system	
	\$212,432		\$165,407
Economic Statistical Methods Division (ESMD) -NONE-		Economic Statistical Methods Division (ESMD) Prepare Data files for tables in imputations (Data QC) Create Tables Run Imputations	
	\$0		\$16,288

National Processing Center		National Processing Center	
Pre-mailout contact verification calls		Docuprint questionnaires Mailout single questionnaires Questionnaire check in Questionnaire keying Non-Response Follow up operations Scheduled delivery of Questionnaires to Headquarters	
	\$19,879		\$69,478
Auxiliary		Auxiliary	
Forms Design	\$4,500		
Postage	\$850	Postage	\$3,300
Supplies	\$250	Printing	\$3,000
Training	\$500	Supplies	\$250
		Training	\$500
	\$6,100		\$7,050
U.S. CENSUS CJRP TOTAL	\$503,551		\$593,394
NIJ	2018 (budgeted)		2019 (projected)
Research Unit Staff Time			\$22,168
Printing (bulletins included in mailout)	\$11,084 \$1,500		\$1,499
NIJ CJRP Total	\$12,584		\$25,692
TOTAL (CENSUS + NIJ)	\$516,135		\$619,086

15. Reasons for Change in Burden

This application does not include any changes from the previously approved form (CJ-14). Consequently, there is no expected change to the level of burden per respondent. However, the number of respondents in the facility universe decreased from 2,386 in 2015 to 2,204 in 2018, and the proportion of respondents using the web for data submissions increased to over 60% by 2017. As a result, the total requested burden hours (6,646 hours) are less than in previous collection cycles.

16. Project Schedule and Publication Plans

NIJ and OJJDP consider publication of the CJRP information important not only for federal agencies, but also for enhancing the work of the facilities themselves. NIJ, with OJJDP funding, manages a comprehensive system for analysis and distribution of the information collected. Under this plan, NIJ manages a cooperative agreement to the National Center for Juvenile Justice (NCJJ) for the National Juvenile Justice Data Analysis Program (NJJDAP). The NJJDAP analyzes the CJRP data and produces standard fact sheets, bulletins, and reports for publication. (Please see Attachment J for the most recent *Juveniles in*

Residential Placement Bulletin. The 2017 bulletin is in development and will be released in late 2019.) An additional way that the data are released are via OJJDP's website through the online Statistical Briefing Book, located at <http://www.ojjdp.gov/ojstatbb/> which offers users standard tables and figures, as well as interactive data analysis tools where users can create customized crosstabs.

The CJRP data files are available for use by other researchers through the National Archive of Criminal Justice Data part of the Inter-university Consortium for Political and Social Research (ICPSR) at the University of Michigan (<https://www.icpsr.umich.edu/icpsrweb/ICPSR/series/00241>). Recently, OJJDP made a concerted effort to speed up the data archiving process to make the data publicly available as soon as possible. Consequently, CJRP data files are now available through 2015 and we anticipate the 2017 files will be available in 2019.

In an effort to promote the publication of research findings from the CJRP and to increase its utility to the field, OJJDP has facilitated panels at the 2017 and 2018 American Society of Criminology Annual Meeting to educate researchers and students about national juvenile justice data availability.

In addition, OJJDP partnered with BJS in fiscal year 2017 to award a BJS visiting fellowship for a scholar to review, improve and use juvenile data in OJJDP and BJS data collections for statistical purposes. OJJDP has also made a concerted effort in recent years to include categories in its competitive research solicitations specifically focused on funding secondary analyses of archived data, such as the CJRP.

Finally, OJJDP has taken steps over the past several years to produce graphical displays from new data being released to take advantage of new dissemination vehicles such as the OJJDP listserv, Twitter, and other social media outlets. OJJDP developed and published a series of interactive charts and maps, as well as sortable data tables using CJRP and JRFC data on its Statistical Briefing Book. The new "Data Snapshot" (see Attachment K) provides a visual representation of some of the trends in 2015 CJRP data. A data snapshot for the 2016 JRFC data was published in May 2018 (see Attachment L).

17. Display of Expiration Date

The present request does not ask for such approval. The expiration date will be displayed along with the OMB approval number.

18. Exceptions to the Certification Statement

No exceptions to the certification statement are requested or required.