

Desktop Version – Screenshots

Login Screen:

The screenshot shows a web browser window with the URL <https://mobile.respond.qa.census.gov/isd>. The page title is "Consumer Expenditure Diary" and the United States Census Bureau logo is visible. The login form includes fields for "Username" and "Password", a "Log in" button, and links for "Forgot your password?" and "Forgot your username?". A "U.S. Census Bureau Notice and Consent Warning" is displayed, stating that the system is confidential and that information is used for statistical purposes. The footer contains links for "Burden Statement", "Accessibility", "Privacy", and "Security", along with OMB and approval expiration information.

United States
Census
Bureau

Consumer Expenditure Diary

United States
Census
Bureau

Login

Username

Password

Forgot your password?
Forgot your username?

Log in

U.S. Census Bureau Notice and Consent Warning

You are accessing a United States Government computer network. Any information you enter into this system is confidential. It may be used by the Census Bureau for statistical purposes and to improve the website. If you want to know more about the use of this system, and how your privacy is protected, visit our online privacy webpage at <https://www.census.gov/about/policies/privacy/privacy-policy.html>.

Use of this system indicates your consent to collection, monitoring, recording, and use of the information that you provide for any lawful government purpose. So that our website remains safe and available for its intended use, network traffic is monitored to identify unauthorized attempts to access, upload, change information, or otherwise cause damage to the web service. Use of the government computer network for unauthorized purposes is a violation of Federal law and can be punished with fines or imprisonment (PUBLIC LAW 99-474).

[Burden Statement](#) [Accessibility](#) [Privacy](#) [Security](#)

OMB No: xxx-xxxx Approval Expires: xx/xx/xxxx

Type here to search

11:52 AM
2/28/2019

1 new notification

Start Date and Email Address:

The screenshot shows the same web browser window as the login screen. The page title is "Consumer Expenditure Diary" and the United States Census Bureau logo is visible. The form includes a "Select the date you are scheduled to begin entering expenses into your Diary:" field with a "MM/DD/YY" placeholder, an "Email address (optional):" field with an "Email Address" placeholder, and a "Continue" button. A privacy notice states: "We will not share your email address with any 3rd parties. We ask for your email address only to send reminders regarding your participation in this survey." The footer contains links for "Burden Statement", "Accessibility", "Privacy", and "Security", along with OMB and approval expiration information.

United States
Census
Bureau

Consumer Expenditure Diary

United States
Census
Bureau

Select the date you are scheduled to begin entering expenses into your Diary:

MM/DD/YY

Email address (optional):

Email Address

We will not share your email address with any 3rd parties. We ask for your email address only to send reminders regarding your participation in this survey.

Continue

[Burden Statement](#) [Accessibility](#) [Privacy](#) [Security](#)

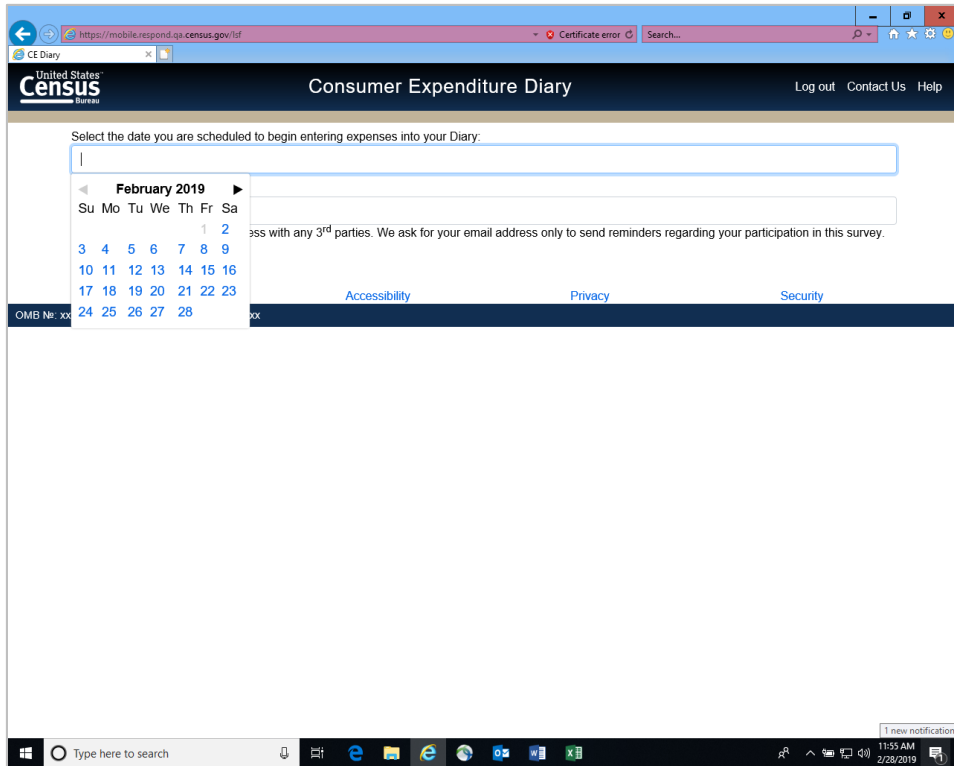
OMB No: xxx-xxxx Approval Expires: xx/xx/xxxx

Type here to search

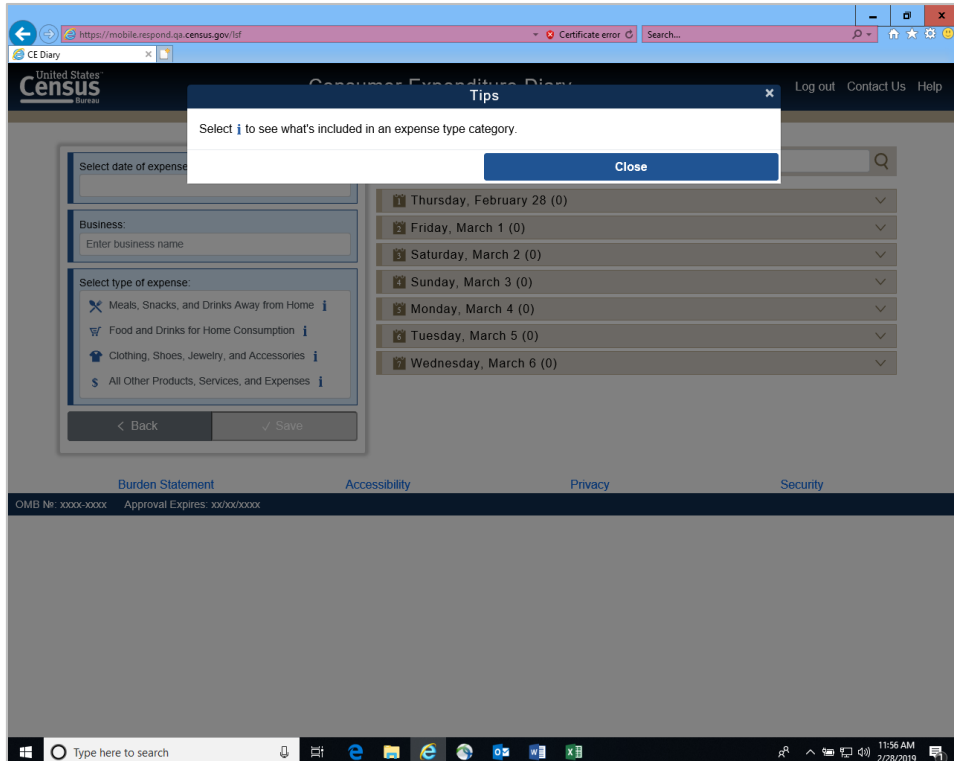
11:54 AM
2/28/2019

1 new notification

Start Date Calendar:



Pop-up about Category Information links



Home Summary Screen:

The screenshot shows the 'Consumer Expenditure Diary' interface. On the left, there is a form with three sections: 'Select date of expense:' with an empty text box; 'Business:' with an 'Enter business name' text box; and 'Select type of expense:' with four radio button options: 'Meals, Snacks, and Drinks Away from Home', 'Food and Drinks for Home Consumption', 'Clothing, Shoes, Jewelry, and Accessories', and 'All Other Products, Services, and Expenses'. Below the form are 'Back' and 'Save' buttons. On the right, the 'Expenses' section shows 'Week 1' selected and a search bar. A list of dates from Thursday, February 28 to Wednesday, March 6 is displayed, each with a count of 0. At the bottom, there are links for 'Burden Statement', 'Accessibility', 'Privacy', and 'Security', along with OMB and approval expiration information.

Select Date drop down:

This screenshot is identical to the one above, but the 'Select date of expense:' dropdown menu is open, showing a list of dates: Thursday, Feb 28; Friday, Mar 1; Saturday, Mar 2; Sunday, Mar 3; Monday, Mar 4; Tuesday, Mar 5; and Wednesday, Mar 6. The rest of the interface remains the same.

Meals, Snacks, and Drinks Away from Home Category:

The screenshot shows the 'Consumer Expenditure Diary' interface. On the left, a form is displayed with the following fields and options:

- Select date of expense:** Thursday, Feb 28
- Business:** Green Onion Bistro
- Select type of expense:** Meals, Snacks, and Drinks Away from Home; Food and Drinks for Home Consumption; Clothing, Shoes, Jewelry, and Accessories; All Other Products, Services, and Expenses
- Total cost (include tax and/or tip):** \$
- What meal was this?** Breakfast; Lunch; Dinner; Snack/Other
- Select any alcohol included:** Wine; Beer; Other; None
- Enter the total cost of the alcohol:** \$

At the bottom of the form are '< Back' and '✓ Save' buttons. On the right, the 'Expenses' section shows a list of dates from Thursday, February 28 to Wednesday, March 6, each with a count of 0. The interface includes a search bar and navigation links like 'Log out', 'Contact Us', and 'Help'.

Food and Drinks for Home Consumption Category:

The screenshot shows the 'Consumer Expenditure Diary' interface with the 'Food and Drinks for Home Consumption' category selected. The form on the left includes:

- Select date of expense:** Thursday, Feb 28
- Business:** Green Onion Bistro
- Select type of expense:** Meals, Snacks, and Drinks Away from Home; Food and Drinks for Home Consumption; Clothing, Shoes, Jewelry, and Accessories; All Other Products, Services, and Expenses
- Describe item or expense:** (empty text field)
- Total cost (do not include tax):** \$
- How was the item packaged:** Fresh; Frozen; Bottled/Canned; Other

At the bottom of the form are '< Back' and '✓ Save' buttons. The right side of the page shows the same 'Expenses' list as the previous screenshot. At the bottom of the page, there are links for 'Burden Statement', 'Accessibility', 'Privacy', and 'Security', along with OMB and approval expiration information.

Clothing, Shoes, Jewelry, and Accessories Category:

The screenshot shows the 'Consumer Expenditure Diary' interface. On the left, a form is displayed with the following fields and options:

- Select date of expense:** Thursday, Feb 28
- Business:** Green Onion Bistro
- Select type of expense:**
 - Meals, Snacks, and Drinks Away from Home
 - Food and Drinks for Home Consumption
 - Clothing, Shoes, Jewelry, and Accessories
 - All Other Products, Services, and Expenses
- Describe item or expense:** (empty text box)
- Total cost (do not include tax):** (empty text box with a '\$' symbol)
- Was this item for:**
 - Child under 2
 - Boy 2-15
 - Girl 2-15
 - Man 16 & over
 - Woman 16 & over
- Buttons:** < Back, ✓ Save

On the right, the 'Expenses' section shows a list of dates from Thursday, February 28 to Wednesday, March 6, each with a count of 0. The 'Week 1' tab is active. At the bottom, there are links for Burden Statement, Accessibility, Privacy, and Security, and a footer with OMB and approval expiration information.

All Other Products, Services, and Expenses Category:

The screenshot shows the 'Consumer Expenditure Diary' interface with the 'All Other Products, Services, and Expenses' category selected. The form on the left is identical to the previous screenshot, but the selected category is now 'All Other Products, Services, and Expenses'.

The 'Expenses' section on the right is identical to the previous screenshot, showing a list of dates from Thursday, February 28 to Wednesday, March 6, each with a count of 0. The 'Week 1' tab is active. At the bottom, there are links for Burden Statement, Accessibility, Privacy, and Security, and a footer with OMB and approval expiration information. A notification bubble in the bottom right corner indicates '1 new notification'.

Expense entered with Delete and Edit options:

The screenshot shows the 'Consumer Expenditure Diary' web application. On the left is a form for entering an expense. The 'Select date of expense' field is set to 'Thursday, Feb 28'. The 'Business' field contains 'ValuMart'. The 'Select type of expense' dropdown is set to 'Food and Drinks for Home Consumption'. The 'Describe item or expense' field is empty. The 'Total cost (do not include tax)' field is empty. The 'How was the item packaged' section has radio buttons for 'Fresh', 'Frozen', 'Bottled/Canned', and 'Other', all of which are unselected. At the bottom of the form are 'Back' and 'Save' buttons. On the right, the 'Expenses' section shows a list of dates from Thursday, February 28 to Wednesday, March 6. The entry for Thursday, February 28 is expanded to show a shopping cart icon, the item name 'Strawberries', and a price of '\$2.99'. There are delete and edit icons next to the price. The top navigation bar includes 'Log out', 'Contact Us', and 'Help'. The footer contains 'Burden Statement', 'Accessibility', 'Privacy', and 'Security' links, along with OMB and approval expiration information.

o Expenses for the Week Checkbox:

The screenshot shows the 'Consumer Expenditure Diary' web application. The left form is partially filled: 'Select date of expense' is empty, 'Business' is 'Enter business name', and 'Select type of expense' is set to 'Food and Drinks for Home Consumption'. The 'Back' and 'Save' buttons are visible. On the right, the 'Expenses' section features a yellow message box that reads: 'You haven't entered any expenses for Week 1 - Feb 02 to Feb 08. If you had no expenses during this week, check here.' Below the message is a single checkbox. The list of dates from Saturday, February 2 to Friday, February 8, is visible. The top navigation bar and footer are the same as in the previous screenshot.

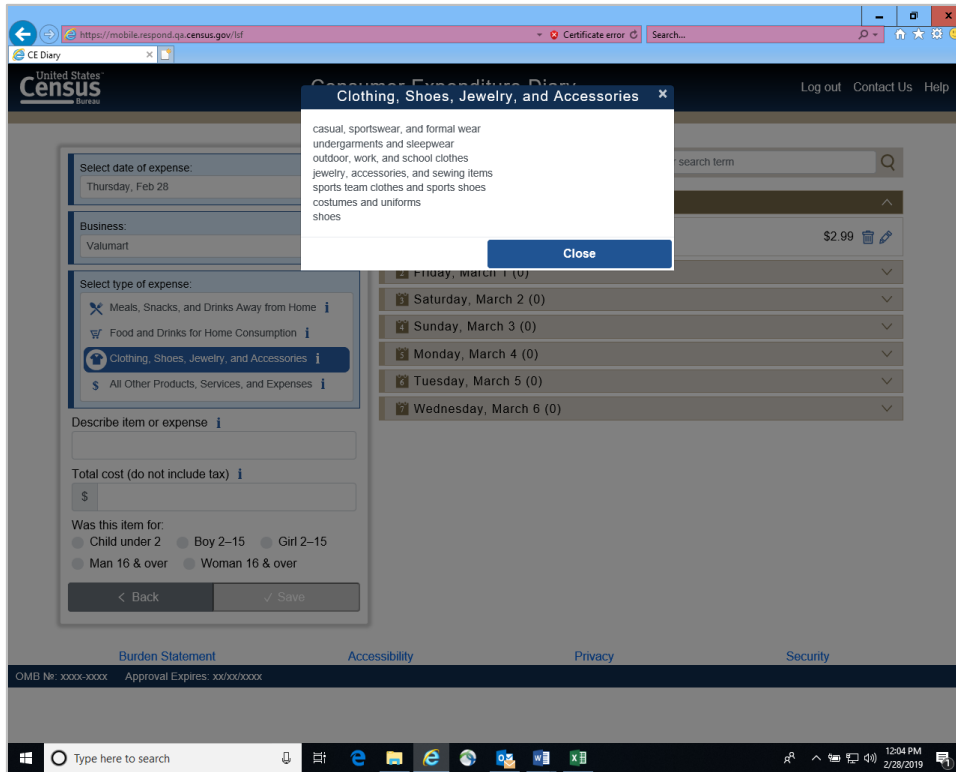
Meals, Snacks, and Drinks Away from Home (Info Pop-up)

The screenshot shows the 'Meals, Snacks, and Drinks Away from Home' info pop-up. The pop-up text reads: 'All meals at: fast food, take-out, and delivery; full-service restaurants; vending machines and mobile vendors; employer and school cafeterias'. The background interface includes a date selector (Thursday, Feb 28), a business name (Walalmart), and a list of expense categories. The 'Meals, Snacks, and Drinks Away from Home' category is selected. The total cost field is empty, and the meal type is set to 'Lunch'. The alcohol inclusion options are 'Wine', 'Beer', 'Other', and 'None', all of which are unselected. The alcohol cost field is also empty. The background interface shows a calendar view for the week of March 1st to 6th, with zero entries for each day. The bottom of the screen shows the Windows taskbar with the search bar and system tray.

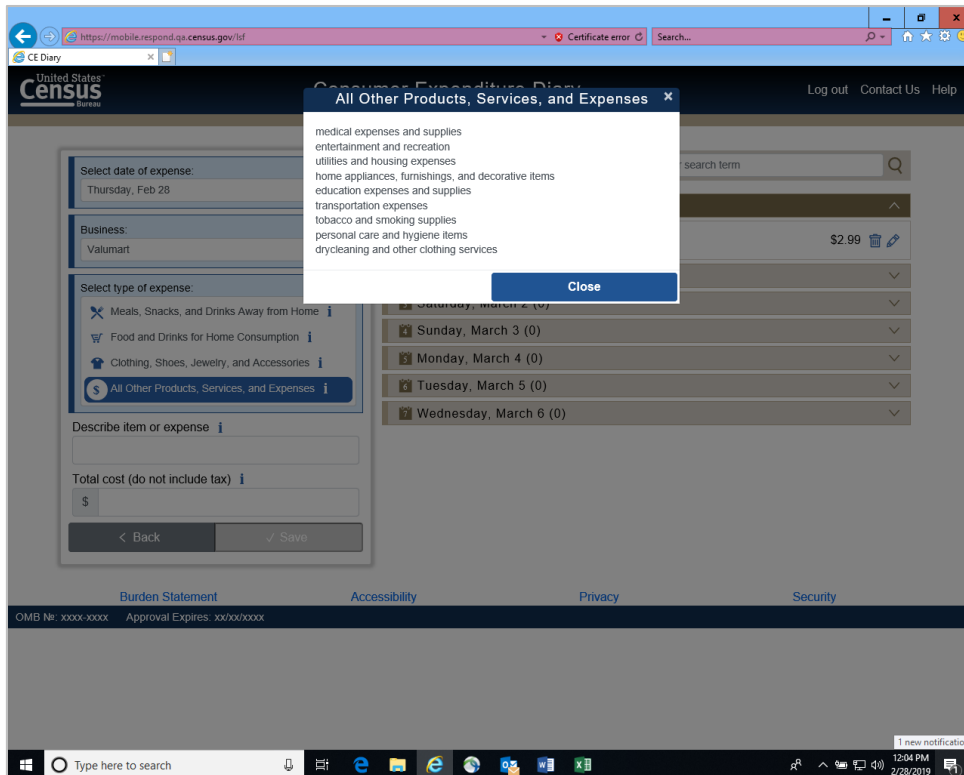
Food and Drinks for Home Consumption (Info Pop-up)

The screenshot shows the 'Food and Drinks for Home Consumption' info pop-up. The pop-up text lists various food categories: 'grain and bakery products; eggs and dairy products; beef, poultry, pork, and other meats; fruits and vegetables; fish and seafood; alcoholic and non-alcoholic beverages; oils, fats, and dressings; sugar, sweets, snacks, and other food'. The background interface includes a date selector (Thursday, Feb 28), a business name (Walalmart), and a list of expense categories. The 'Food and Drinks for Home Consumption' category is selected. The 'Describe item or expense' field is empty. The total cost field is empty. The 'How was the item packaged' options are 'Fresh', 'Frozen', 'Bottled/Canned', and 'Other', all of which are unselected. The background interface shows a calendar view for the week of March 2nd to 6th, with zero entries for each day. The bottom of the screen shows the Windows taskbar with the search bar and system tray.

Clothing, Shoes, Jewelry, and Accessories (Info Pop-up)



All Other Products, Services, and Expenses (Info Pop-up)



Meals, Snacks, and Drinks Away from Home (Receipt Pop-up)

Business
The Village Tavern

What meal was this?
Dinner

Date
Friday, Jun 29

Select any alcohol included
Wine and Beer

Enter the total cost of the alcohol
\$23.00

Total cost
\$135.58

THE VILLAGE TAVERN
CHECK: 13986
Table: 11
07:56pm 6/29/18

1 Wood Smoked Wings	\$12.00
1 Pino Grigio	\$9.00
2 SN Pole Ale	\$14.00
1 Yellowfin Tuna	\$27.50
2 Roasted Chicken	\$44.00
Food Tax:	\$108.50
Alcohol Tax:	\$5.01
Sub w/tax:	\$113.58
Tip:	22.00
Total:	135.58

I agree to pay the above total amount according to card issuer agreement

x _____
Signature

Thank You

Close

Food and Drinks for Home Consumption (Receipt Pop-Up)

Business
Fresh World Market

Describe the food or drink item
Strawberries

How was the item packaged?
Fresh

Total cost
\$2.99

Date
Saturday, Jun 30

Fresh World Market
Welcome to Fresh World Market!
Open 24 hours

2909878	EGGS DOZEN	\$3.29
8902981	HSHY COCOA PWDR	\$2.99
8976711	80/20 GRND BEEF	\$9.99
9999878	STRAWBERRIES PINT	\$2.99
8972780	COCA-COLA 2LTR	\$1.19
9808799	B&J FUDGE BRNIE	\$3.48
Net total:	\$23.93	
TAX:	\$1.44	
Total:	\$25.37	

Items: 6
Invoice #01689872019284092348
Date: 06/30/18 Time: 02:23:12PM Store: 168 Reg: 12 Trans: 1990

Close

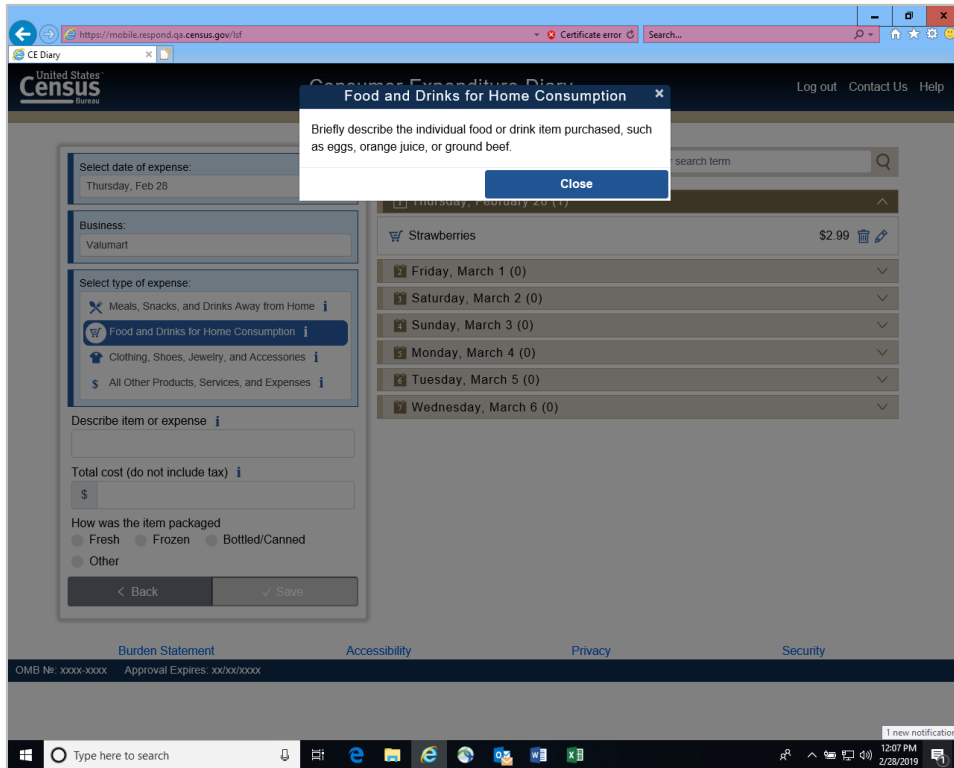
Clothing, Shoes, Jewelry, and Accessories (Receipt Pop-up)

The screenshot shows a receipt pop-up window titled "Clothing, Shoes, Jewelry, and Accessories" from the "alchemy" business. The receipt details include the date "Sunday, Jul 1", time "3:27:00 PM", and store "0102". The item purchased is a "Sweater" for a total cost of \$21.57. The receipt also shows a subtotal of \$21.57, a tax of \$1.29, and a total of \$22.86. The business name "alchemy" is highlighted in a box, and the item description "Sweater" is also highlighted. The receipt includes a barcode and a "Customer Copy" label.

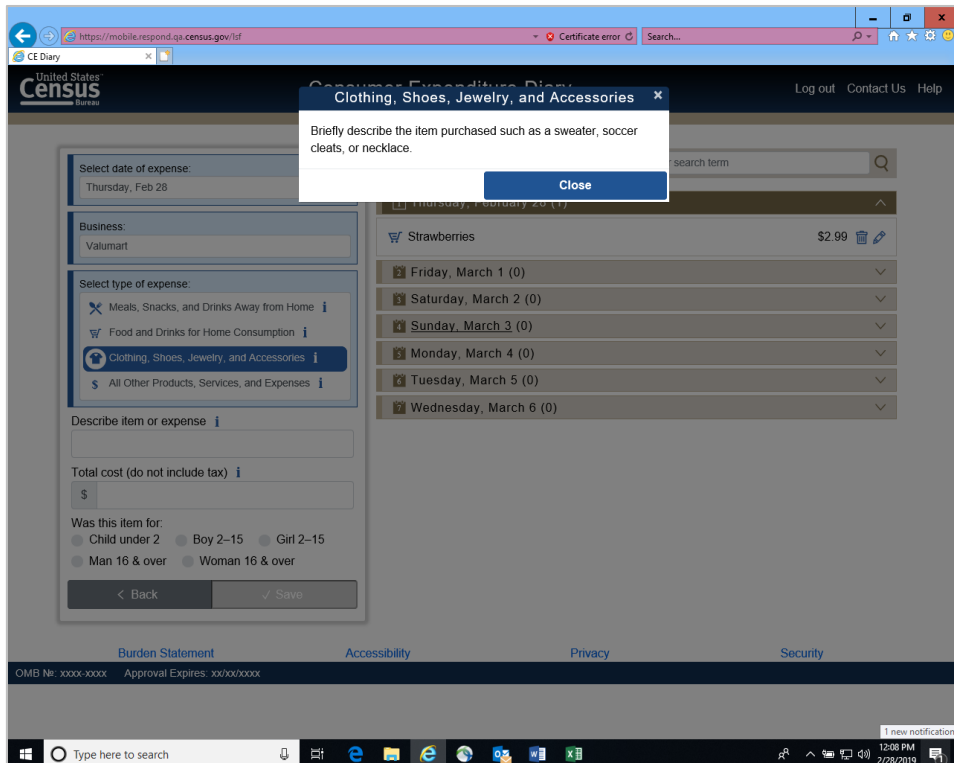
All Other Products, Services, and Expenses (Receipt Pop-up)

The screenshot shows a receipt pop-up window titled "All Other Products, Services, and Expenses" from the "Valu-Mart" business. The receipt details include the date "Thursday, Jun 28", time "5:02PM", and store "STORE #419". The item purchased is "Handsoap" for a total cost of \$2.49. The receipt lists various household supplies, groceries, and health beauty cosmetics. The business name "Valu-Mart" is highlighted in a box, and the item description "Handsoap" is also highlighted. The receipt includes a barcode and a "SUBTOTAL" of \$66.34, a "MD TAX" of \$3.98, and a "TOTAL" of \$70.32.

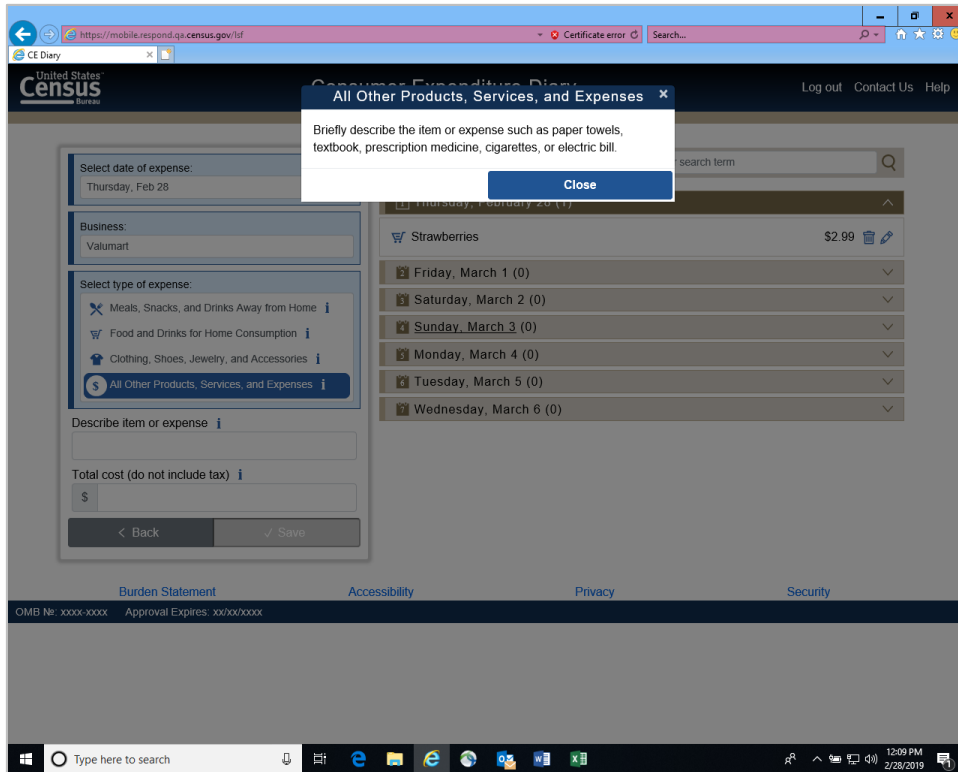
Food and Drinks for Home Consumption (Description Pop-up)



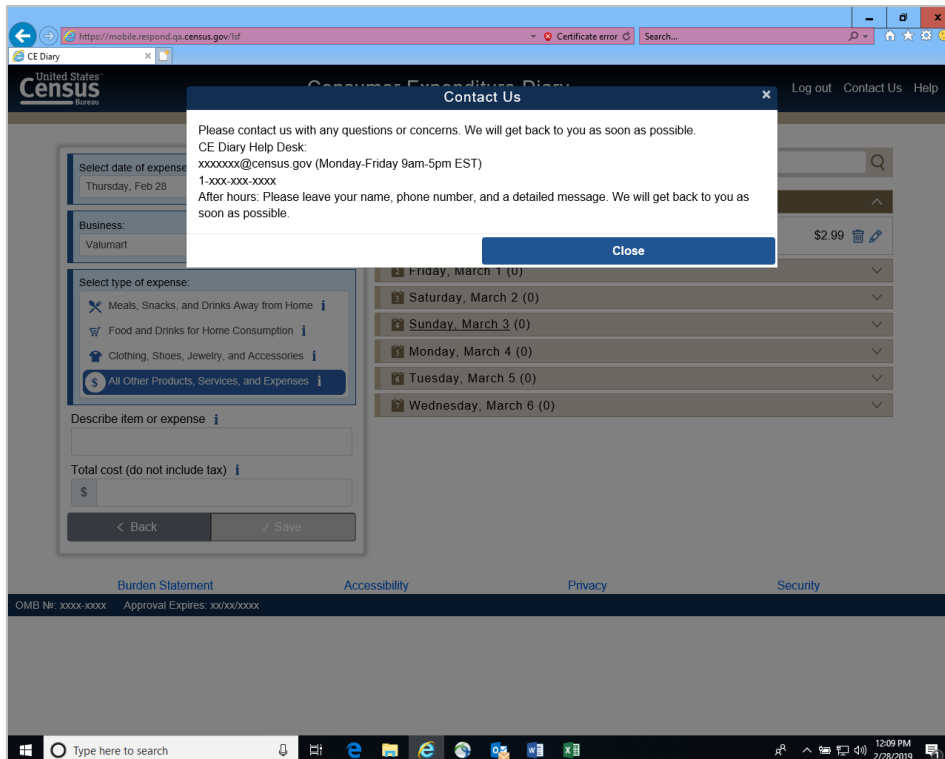
Clothing, Shoes, Jewelry, and Accessories (Description Pop-up)



All Other Products, Services, and Expenses (Description Pop-up)



Contact Us link:




Help link:

The screenshot shows a web application interface for the Consumer Expenditure Diary. A modal window titled "Help" is open, displaying a list of links: "User Settings", "General Instructions", "How to Fill Out Your Diary", "Diary Examples", "FAQs", and "Definitions". Below the links, there is a message: "Please contact us with any questions or concerns. We will get back to you as soon as possible." followed by contact information for the CE Diary Help Desk: "xxxxxxx@census.gov (Monday-Friday 9am-5pm EST)" and "1-xxx-xxx-xxxx". A second message states: "After hours: Please leave your name, phone number, and a detailed message. We will get back to you as soon as possible." A "Close" button is located at the bottom right of the modal. The background shows a form with fields for "Select date of expense", "Business:", "Enter business name", and "Select type of expense" with options like "Meals, Snacks, a", "Food and Drinks", "Clothing, Shoes", and "All Other Produ". The footer includes "Burden Statement", "Accessibility", "Privacy", "Security", and "OMB N°: xxx-xxxx Approval Expires: xx/xx/xxxx".

User settings link:

The screenshot shows the "User Settings" page in the Consumer Expenditure Diary. The page title is "User Settings". Below the title, there are four rows of user information, each with an "Update" button: "Username: DemoUsername", "Password: *****", "E-mail: test@example.com", and "Security question: What is the name of your first pet?". A "Back" button is located below the security question. The footer includes "Burden Statement", "Accessibility", "Privacy", "Security", and "OMB N°: xxx-xxxx Approval Expires: xx/xx/xxxx".

User settings link (if email was not provided)

 **Consumer Expenditure Diary** [Log out](#) [Contact Us](#) [Help](#)

User Settings

Username: DemoUsername [Update](#)
Please add an e-mail address in order to change your username.

Password: ***** [Update](#)
Please add an e-mail address in order to change your password.

E-mail: [Add](#)


Security question: What is the name of your first pet? [Update](#)

[Back](#)

[Burden Statement](#) [Accessibility](#) [Privacy](#) [Security](#)

OMB N^o: xxx-xxxx Approval Expires: xx/xx/xxxx

User settings (if security question has not been set)

 **Consumer Expenditure Diary** [Log out](#) [Contact Us](#) [Help](#)

User Settings

Username: DemoUsername [Update](#)
Please add a security question and answer in order to change your username.

Password: ***** [Update](#)
Please add a security question and answer in order to change your password.

E-mail: test@example.com [Update](#)

Security question: [Add](#)

[Back](#)

[Burden Statement](#) [Accessibility](#) [Privacy](#) [Security](#)

OMB N^o: xxx-xxxx Approval Expires: xx/xx/xxxx

Change username link:

United States[™]
Census
Bureau

Consumer Expenditure Diary

[Log out](#) [Contact Us](#) [Help](#)

Change Username

Username must be at least 8 characters.

Confirm Password

New Username

Confirm New Username

[Back](#) [Save](#)

[Burden Statement](#) [Accessibility](#) [Privacy](#) [Security](#)

OMB N^o: xxxxx-xxxx Approval Expires: xx/xx/xxxx

Change Password Link:

United States[™]
Census
Bureau

Consumer Expenditure Diary

[Log out](#) [Contact Us](#) [Help](#)

Change Password

Passwords must contain all of the following:

1. At least 8 characters
2. At least 1 uppercase letter
3. At least 1 lowercase letter
4. At least 1 number
5. At least 1 special character from the following: ! # \$ * & ? ~

Current Password

New Password

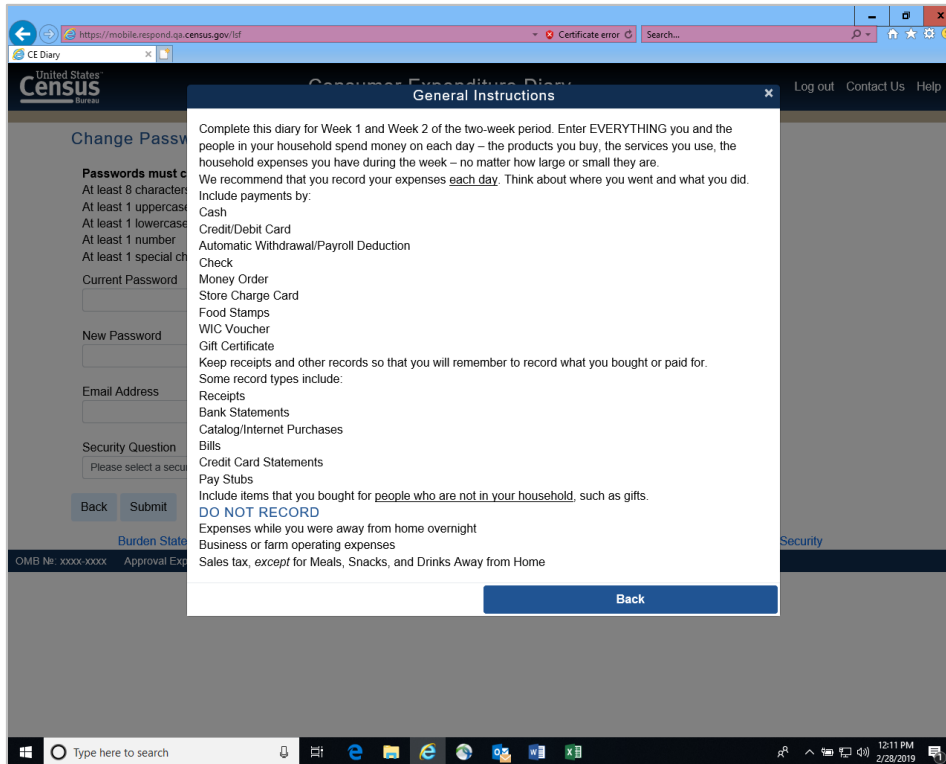
Confirm New Password

[Back](#) [Save](#)

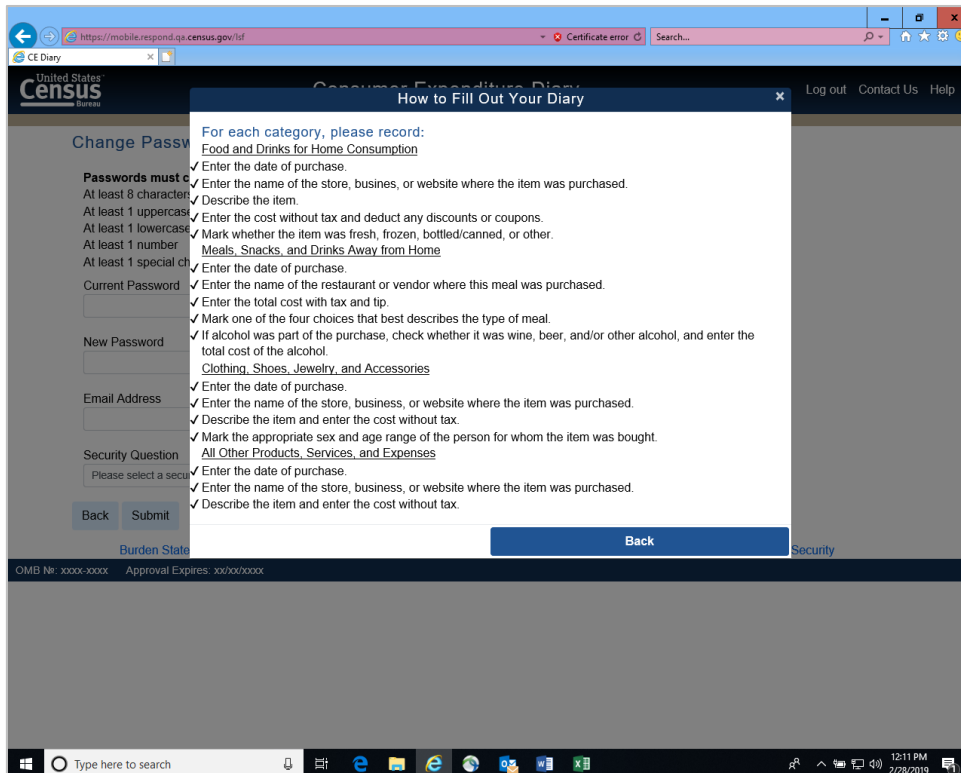
[Burden Statement](#) [Accessibility](#) [Privacy](#) [Security](#)

OMB N^o: xxxxx-xxxx Approval Expires: xx/xx/xxxx

General Instructions link:



How to Fill Out Your Diary link:



Diary Examples link:

CE Diary

United States Census Bureau

Consumer Expenditure Diary

Diary Examples

Log out Contact Us Help

Change Pass

Passwords must

- At least 8 characters
- At least 1 uppercase
- At least 1 lowercase
- At least 1 number
- At least 1 special character

Current Password

New Password

Email Address

Security Question

Please select a security question

Back Submit

Burden Status

OMB No. xxxxx-xxxx Approval Expiration

Food and Drinks for Home Consumption

- Grain Products** (cake mixes, cereal, cornmeal, flour, pasta, rice, spaghetti, etc.)
- Bakery Products** (cakes, cookies, frozen waffles, pies, white bread, other bread, etc.)
- Beef** (briskets, ground beef, round & other roasts, sirloin, etc.)
- Pork** (bacon, ham, pork chops, sausage, etc.)
- Poultry** (chicken parts, duck, whole turkey, etc.)
- Other meats** (bologna, frankfurters, lamb, liverwurst, organ meats, salami, etc.)
- Fish & Seafood** (fish, shellfish, etc.)
- Oils, Fats & Dressings** (salad dressing, shortening, vinegar, etc.)
- Eggs & Dairy Products** (butter, cream, cheese, ice cream, skim milk, powdered milk, etc.)
- Fruits & Fruit Juices** (apples, bananas, cranberry juice, oranges, orange juice, etc.)
- Sugar, Sugar Substitutes & Sweets** (artificial sweeteners, candy gum, jams, jellies, etc.)
- Vegetables & Vegetable Juices** (beans, corn, lettuce, potatoes, tomatoes, tomato juice, etc.)
- Other Food Items** (baby food, pet food, frozen foods, gourmet/specialty items, sauces, seasonings, soups, etc.)
- Non-Alcoholic Beverages** (carbonated & non-carbonated waters, cola & other carbonated beverages, fruit-flavored beverages, instant & ground coffee, tea, etc.)
- Alcoholic Beverages** (beer, champagne, liqueurs, whiskey, wine, etc.)
- Food & Beverages Purchases as Gifts for someone not in your household** (candy, cheese, fruit baskets, wine, etc.)
- Meals, Snacks, and Drinks Away from Home**
- Fast Food, Take-out, Delivery, Concession** (you pay BEFORE you eat/drink)
- Full Service Places** (you pay AFTER you eat/drink)
- Vending Machines or Mobile Vendors** (include vending machines, carts, & trucks that move from place to place)
- Employer and School Cafeterias** (includes elementary school pre-payments)
- Clothing, Shoes, Jewelry, and Accessories**
- Casual, Sportswear, Formal** (dress, pants, shirt, shorts, suit, sweater, etc.)
- Undergarments & Sleep Clothes** (hosiery, lingerie, pajamas, socks, etc.)
- Outdoor, Work, School, Costumes** (coat, jacket, thermals, uniform, windbreaker, etc.)
- Shoes** (boots, dress, sandals, slippers, sneakers, etc.)
- Jewelry, Accessories & Sewing Items** (belt, buttons, hairpiece, hat, ring, thread, umbrella, etc.)
- All Other Products, Services, and Expenses**
- Medicines, Medical Supplies & Services** (bandages, canes & other medical equipment, doctor & dentist services, prescription eyeglasses, health insurance, prescription drugs, ointments, vitamins, wheelchairs, etc.)
- Entertainment/Amusements & Sports/Recreation** (admissions to movies, clubs, sporting & cultural events, camping, CDs, concert tickets, hunting, sports & exercise equipment, tapes, toys, TVs, video/stereo equipment, video purchase/rental, etc.)

Security

Type here to search

12:12 PM 2/28/2019

CE Diary

United States Census Bureau

Consumer Expenditure Diary

Log out Contact Us Help

Change Pass

Passwords must

- At least 8 characters
- At least 1 uppercase
- At least 1 lowercase
- At least 1 number
- At least 1 special character

Current Password

New Password

Email Address

Security Question

Please select a security question

Back Submit

Burden Status

OMB No. xxxxx-xxxx Approval Expiration

place)

- Employer and School Cafeterias** (includes elementary school pre-payments)
- Clothing, Shoes, Jewelry, and Accessories**
- Casual, Sportswear, Formal** (dress, pants, shirt, shorts, suit, sweater, etc.)
- Undergarments & Sleep Clothes** (hosiery, lingerie, pajamas, socks, etc.)
- Outdoor, Work, School, Costumes** (coat, jacket, thermals, uniform, windbreaker, etc.)
- Shoes** (boots, dress, sandals, slippers, sneakers, etc.)
- Jewelry, Accessories & Sewing Items** (belt, buttons, hairpiece, hat, ring, thread, umbrella, etc.)
- All Other Products, Services, and Expenses**
- Medicines, Medical Supplies & Services** (bandages, canes & other medical equipment, doctor & dentist services, prescription eyeglasses, health insurance, prescription drugs, ointments, vitamins, wheelchairs, etc.)
- Entertainment/Amusements & Sports/Recreation** (admissions to movies, clubs, sporting & cultural events, camping, CDs, concert tickets, hunting, sports & exercise equipment, tapes, toys, TVs, video/stereo equipment, video purchase/rental, etc.)
- Housekeeping Supplies & Services** (bathroom tissue, brooms, laundry & cleaning detergents, light bulbs, maid service, mops, paper towels, sponges, etc.)
- Housewares & Small Household Appliances** (blenders, coffee makers, cooking utensils, dinnerware, glassware, irons, utensils, pots & pans, telephones, toasters, etc.)
- School Expenses** (daycare, high school & college tuition, room & board, school supplies, textbooks, etc.)
- Transportation Expenses** (airline fares, buses, car rental, commuter fares, new & used cars, maintenance and repair, parking fees, taxis, tolls, train fares, etc.)
- Personal Care Products & Services** (cosmetics, dental products, deodorants, hair care products, hand soap, men's & women's haircuts, perfume, shaving products, skin care products, etc.)
- Clothing Services** (alterations, dry cleaning, shoe repairs, storage, tailoring, etc.)
- Tobacco & Smoking Supplies** (cigarettes, cigars, pipes, smoking accessories, tobacco, etc.)
- Gasoline, Oil & Additives** (brake fluid, coolants, gasoline, motor oil, etc.)
- Home Furnishings, Decorative Items, Linens & Major Appliances** (artwork, clocks, curtains, lamps, picture frames, pillows, plants, refrigerators, rugs, sheets, sofas, stoves, table cloths, tables, towels, vases, etc.)
- Home Maintenance, Hardware, Lawn Supplies & Services** (hand tools, improvement & repair equipment, lawn/garden equipment, nails, power tools, screws, supplies, services, etc.)
- Housing Expenses** (cable service, electricity, garbage removal, heating/cooling, insurance, maintenance fees, mortgage payments, property taxes, rent, telephone, etc.)
- All Other Expenses** (alteration and repair of household furnishings, ATM service fees, babysitting, books, club dues, diaper services, donations, legal & accounting fees, magazines, newspapers, pet supplies & veterinary services, photographic supplies, postage, sewing goods, shipping & handling, stationery, etc.)

Security

Back

Type here to search

12:12 PM 2/28/2019

FAQs link

The screenshot shows a web browser window with the URL <https://mobile.respond.qa.census.gov/lfi>. The page is titled "Consumer Expenditure Diary" and features a "FAQs" modal window. On the left, there is a "Change Password" form with fields for "Current Password", "New Password", "Email Address", and "Security Question". Below the form are "Back" and "Submit" buttons. The "FAQs" modal contains the following text:

What should I do if I forget my Username and Password?
Click on the "Forgot Username" and/or "Forgot Password" links on the login screen. Follow the relevant directions. If you have any issues, call the CE Help Desk at xxx-xxx-xxx or email xxxxx@census.gov

How detailed should my descriptions be?
Refer to the Examples Page for examples of the level of detail needed in each part. Do not rely solely on brand names.

How can I delete or make changes to an expense that I've saved?
Locate the saved expense listed under the relevant date in the Expenses section of the main page. Click on the saved expense and make any changes. Click the 'Save' button to save your changes. Click the 'Delete' button to delete your expense.

How should I record multiple quantities?
You may group identical items on the same entry and enter a total cost of all the items, or you may write each item on a separate entry with the individual cost.

How should I record pre-payments such as a subway fare card?
Record the expense when you pay for it, not when you use it.

How should I record credit card purchases?
Record the purchase on the day that you use your credit card to pay for it, not the day you receive or pay your credit card bill.

Should I record automatic deductions taken from my paycheck or bank account?
Yes, record automatic deductions (such as health insurance premiums taken out of your account or paycheck) only if they are deducted that week. Write them in the section called All Other Products, Services, and Expenses.

Should I record typical monthly bills?
Yes, record typical monthly bills only if you pay them during the week that you have the diary. Enter them in the section called All Other Products, Services, and Expenses.

What should I do when I use coupons, discount cards, or loyalty cards?
Subtract the discount from the original price and enter the amount that you paid.

Can I just give you receipts instead of entering the information online?
No, we need you to enter the information into the online diary. We encourage you to save your receipts to review them with your Field Representative at the end of the week.

How should I record items if I don't know whether it includes tax?
Write down the amount paid.

What if I make a contribution or charitable donation?
Record money contributions or donations in the section called All Other Products, Services, and Expenses.

What about gift certificates or gift cards?
If you buy a gift certificate to give to someone, enter it as a regular expense. If you buy a gift certificate to give to someone, write down the cost of it under the appropriate section (e.g., a certificate to a clothing store would go under Clothing, Shoes, Jewelry, and Accessories and a certificate to a department store would go under All Other Products, Services, and Expenses. If you use a gift card, enter the full amount for your purchase as if paid with cash.

What do I do about returns and exchanges?
If an item is bought and returned during the diary period, it can be deleted (see FAQ 3). If it was bought outside the diary period and returned during the period, do not make any entry. If an item is exchanged during the diary period, change or edit the item that was returned to the new item and its cost on the day the exchange was made (see FAQ 3).

Should I record subsidized/reimbursed expenses?
Yes, but if someone not in your household pays for or helps pay for an expense or if you will be reimbursed for an expense, only record the amount that you or someone in your household has to pay.

What should I do about shipping & handling costs?
Include the shipping & handling cost in the total price of the item. If the shipping & handling covered multiple items, include the shipping & handling in the total price of one item from the order.

How do I know what items to report for each type of expense?
Click or tap on the icon next to each expense type category.

The browser's taskbar shows the time as 12:12 PM on 2/28/2019.

This screenshot is similar to the one above, showing the same "FAQs" modal window. The text in the modal is identical to the previous screenshot. The "Change Password" form on the left is also visible. The browser's taskbar shows the time as 12:13 PM on 2/28/2019.

Definitions Link:

The screenshot shows a web browser window with a 'Definitions' pop-up window open. The pop-up contains the following text:

Definitions

Date Purchased – select the date from this list on which the meal or item was purchased. The dates available reflect the data collection period for your household's diary keeping period.

Describe item or expense – Type in a brief description of your purchase. Be as specific as possible.

What Meal was this? (Meals, Snacks, and Drinks Away from Home) – Select the meal for which the Meals, Snacks and Drinks Away from Home that was purchased by someone in your household. For example: Breakfast, Lunch, Dinner, or Snack/Other.

Select any alcohol included? (Meals, Snacks, and Drinks Away from Home) – If alcohol was purchased in addition to the meal, tap the appropriate box to select which alcohol was included. If more than one type of alcohol beverage was included (e.g. beer, wine, or other) you may select multiple categories.

Is this item? (Food and Drinks for Home Consumption) – Select the nature or type of packaging for the Food and Drinks for Home Consumption that was purchased. For example: Fresh, Frozen, Bottled/Canned, or Other.

Business (Enter Business Name) – Type in the name of the store, restaurant, or website where the item was purchased.

Was the item for: (Clothing, Shoes, Jewelry, and Accessories) – Select the age range and gender of the person for which clothing, shoes, jewelry, or accessories was purchased. For example: Under 2 years old, Boy 2 to 15 years old, Girl 2 to 15 years old, Man 16 year and over, or Woman 16 year and over.

Back

Logout message:

The screenshot shows a web browser window with a 'Logged Out' message box and a login page. The message box contains the following text:

Logged Out

You have successfully logged out of the CE Web Diary. Please log in again to enter any additional expenses.

Close

The login page features the United States Census Bureau logo and the following fields and links:

Login

Username

Password

Forgot your password? [Log in](#)

Forgot your username?

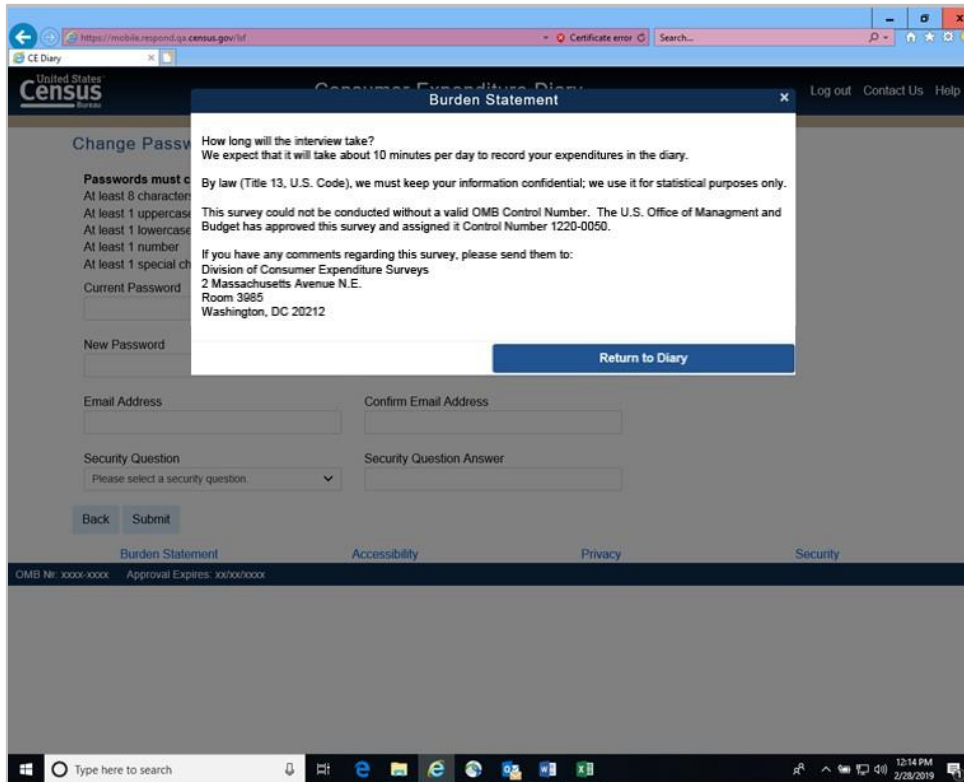
Below the login form is a 'U.S. Census Bureau Notice and Consent Warning' box with the following text:

U.S. Census Bureau Notice and Consent Warning

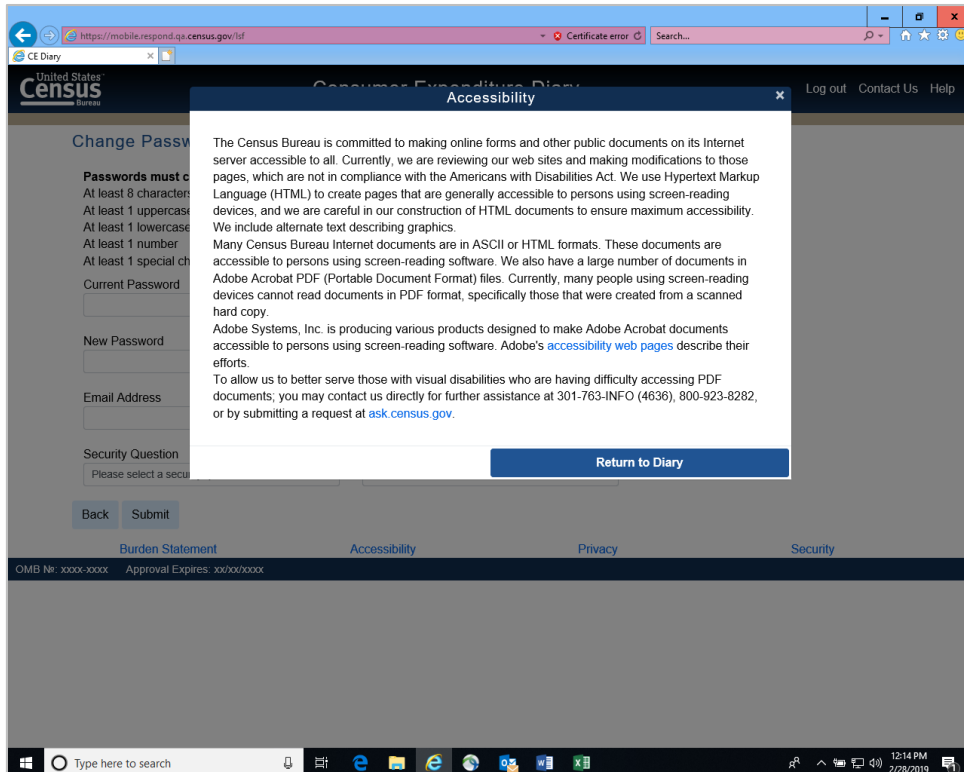
You are accessing a United States Government computer network. Any information you enter into this system is confidential. It may be used by the Census Bureau for statistical purposes and to improve the website. If you want to know more about the use of this system, and how your privacy is protected, visit our online privacy webpage at <https://www.census.gov/about/policies/privacy/privacy-policy.html>.

Use of this system indicates your consent to collection, monitoring, recording, and use of the information that you provide for any lawful government purpose. So that our website remains safe and available for its intended use, network traffic is monitored to identify unauthorized attempts to access, upload, change information, or otherwise cause damage to the web service. Use of the government computer network for unauthorized purposes is a violation of Federal law and can be punished with fines or imprisonment (PUBLIC LAW 99-474).

Burden Statement link:



Accessibility link:



Privacy Link:

The screenshot shows the United States Census Bureau's Data Protection and Privacy Program page. The page features a navigation bar with links for BROWSE BY TOPIC, EXPLORE DATA, LIBRARY, SURVEYS/ PROGRAMS, INFORMATION FOR..., FIND A CODE, and ABOUT US. The main heading is "Data Protection and Privacy Program". Below the heading, there is a commitment statement: "We are committed to handling your information responsibly. Your information is kept confidential. This commitment applies to the individuals, households, and businesses that answer our surveys, and to those browsing our website." To the right of this text is a graphic of three stylized human figures composed of various data points like "BANK ACCOUNT", "CITY OF BIRTH", "AGE", etc. Below the commitment statement are three main sections: "Protecting Online Privacy" (with a graphic of a padlock and data points), "Protecting Your Data" (with a graphic of a padlock), and "Our Privacy Principles" (with a graphic of three people). There is also a "Survey Information" section with sub-sections "Are You in a Survey?" and "Our Surveys & Programs". A feedback widget asks "Is this page helpful?" with "Yes" and "No" buttons. The Windows taskbar at the bottom shows the date as 2/28/2019.

Security link:

The screenshot shows the United States Census Bureau's mobile response page. A "Security Information" popup is displayed over the page. The popup contains the following text: "Data are Encrypted at all Times. Our secure servers use Hypertext Transfer Protocol over Secure Socket Layer (HTTPS) to ensure the encrypted transmission of data between your browser and the U.S. Census Bureau. This means that instead of sending readable text over the Internet, both your browser and our servers encode (scramble) all text using a security key. That way, personal data sent to your browser and data you send back are extremely difficult to decode in the unlikely event of interception by an unauthorized party. As a result of this, your browser must be capable of using the required encryption protocol and strength in order to connect to our servers. If you cannot connect to our secure servers, please upgrade to a newer browser." Below this text is a "Return to Diary" button. The background page shows a "Change Password" form with fields for "Current Password", "New Password", and "Email Address", along with a "Security Question" dropdown and "Back" and "Submit" buttons. The Windows taskbar at the bottom shows the date as 2/28/2019.