

GRADUATE PARTNERSHIPS PROGRAM

MODIFY APPLICATION (LONG FORM) TOOL

[RETURN TO MYGPP](#) | [SIGN-OFF](#)

OMB Clearance Number: 0925-0299

Expiration Date: 30-June-2019

Instructions: Before you begin, you may want to review some [helpful hints](#) on using this electronic form and our [privacy statement](#).

Eligibility Criteria:

You must meet the following criteria to complete the NIH Graduate Partnerships Program (GPP) Application for Admission Consideration. Specifically, you must

- be a US citizen or US permanent resident, no exceptions
- either have or anticipate having at least a bachelor degree by Fall Admission
- be requesting admission into one or more of the following NIH–University Institutional Partnerships
 - Brown University – Neuroscience
 - Georgetown University – Biomedical Sciences
 - Johns Hopkins University – Cell, Molecular, Developmental Biology & Biophysics
 - Karolinska Institutet (Sweden) – Neuroscience
 - University College London (England) – Neuroscience / NIMH
 - University of Oxford (England) / University of Cambridge (England) / NIH
 - Consortia of Universities – Intramural MD/PHD Partnership
 - Consortia of Universities – Molecular Pathology / NCI
 - Consortia of Universities – NINR–Nursing and Biobehavioral Research

Deadlines:

Your GPP application must be COMPLETED by MONDAY, DECEMBER 3, 2018 at 11:59pm ET. Be sure to submit any required University application materials to the Universities by their deadlines. Details about required applications, deadlines, and other admission process items can be found at the following OITE website: <https://www.training.nih.gov/programs/gpp/InstitutionalPartnerships>.

Your references must submit their letters of recommendation (LoR) by FRIDAY, DECEMBER 7, 2018 at 11:59pm ET. Your application will be considered FINISHED when all letters of recommendation have been received. You will not receive an email message about the FINISHED status; instead, you should track the arrival of your letters of recommendation on your own by logging into the application system.

Application Tips:

This form allows you to save a partially completed application. To take advantage of this feature:


- Enter as much information into the form as you would like.
- Press "Save Partial Application & Quit" to save the information you have entered thus far. You will have to return later to complete your application.
- When you first submit your partial application, you will receive an email message containing instructions for accessing the online tool that allows you to review, modify, and complete your application. Save this email and follow the directions to complete your application.
- Recommendation letters must be received directly from your references, no exceptions.

Only **completed** applications are available for review by NIH investigators and administrators; partial applications are **not** accessible. Once you complete your application, press "Preview Completed Application." You will be taken to a page displaying the information you

have provided. **To submit your completed application, you must select the "Save" button on the Preview page.**

1. Please read the "[Graduate Partnerships Program](#)" page before beginning your online application.
2. Be sure that the email addresses you provide are accurate. Incorrect email addresses will delay the processing of your application
3. Please note that this form accepts plain text inputs only. This means that special characters and formatting such as bullets, "smart quotes," bold or italic fonts, Greek letters, etc., will be lost or altered. To ensure your data appear as you intend, compose your inputs to the longer fields on this form using a plain text editor (e.g., Notepad for PC users or TextEdit for Mac users). In place of special formatting, you will need to rely on the use of capital letters, white space, asterisks, and other standard keyboard characters.
4. Proofread your application thoroughly for accuracy and completeness; false or inaccurate information may be grounds for denying your candidacy or removing you from the program.
5. Letters of recommendation requests are submitted immediately to your references upon saving of a partial application or submission of a complete application, whichever may be first.
6. All letters must be received directly from your references through our online system, no exceptions. Letters from a service center are not acceptable nor are submissions outside the online system. There will be no exceptions.

Note: All sessions will automatically expire after 30 minutes of inactivity. To prevent losing your changes please save your application frequently or submit your application within 30 minutes.

 Indicates a required field.

Mandatory Fields


You must enter your partnership selections and reference information if you wish to start an application.

Partnership Selection:

Select all the NIH–University Institutional Partnerships for which you wish to be considered in order of preference. Your preference order will be shared with the admission committees. We strongly encourage you to review the specific partnership descriptions to ensure partnership eligibility and appropriate match to your research interests. Careful selection of the partnerships for admission consideration indicates you are making an informed decision about your graduate education, thereby strengthening your application.

- Brown University – Neuroscience
- Georgetown University – Biomedical Sciences
- Johns Hopkins University – Cell, Molecular, Developmental Biology & Biophysics
- Karolinska Institutet (Sweden) – Neuroscience
- University College London (England) – Neuroscience / NIMH
- University of Oxford (England) / University of Cambridge (England) / NIH
- Consortia of Universities – Intramural MD/PHD Partnership
- Consortia of Universities – Molecular Pathology / NCI
- Consortia of Universities – NINR–Nursing and Biobehavioral Research

Selected Partnership(s):(In order of preference)



Move Up

Move Down

Remove

Clear All

References

Under the Family Educational Rights and Privacy Act of 1974, as amended (P.L. 93-380), you have the right to access the information contained within a letter of recommendation unless you have waived such access. The National Institutes of Health (NIH) does not require you to waive your permission as a condition of admission. For each reference, your response about waiving access to each letter of recommendation is required. Your references will be given your response in the recommendation request message sent by email. See [Family Educational Rights & Privacy Act](#).

Reference 1:

Name:
Prefix First Last

Email:  Format: user@server.com


Waive Access: Yes No 


A request for letter of recommendation was last sent to caivswagner@gmail.com on 8/29/2018 8:12:35 PM.

Resend Email - If this is checked an email will be automatically sent to this reference requesting an online letter of recommendation.

Reference 2:

Name:
Prefix First Last

Email:  Format: user@server.com


Waive Access: Yes No 


A request for letter of recommendation was last sent to richardwagner760@gmail.com on 8/29/2018 8:12:35 PM.

Resend Email - If this is checked an email will be automatically sent to this reference requesting an online letter of recommendation.

Reference 3:

Name:
Prefix First Last

Email:  Format: user@server.com

Waive Access: Yes No 

A request for letter of recommendation was last sent to wagnermprc@gmail.com on 8/29/2018 8:12:35 PM.

Resend Email - If this is checked an email will be automatically sent to this reference requesting an online letter of recommendation.

Academic Information

Indicate which degree program or programs you will be reporting in your application: PhD degree; MD or DDS or DVM or RN degree; MS degree; BS degree; AA degree; or non-degree program. Each degree program selected will generate in a block of fields associated

with that program. Be sure to include all of your educational history. Failure to do so may be grounds for dismissal.

You must provide a complete history of all academic courses and grades you have taken and are currently taking. Be certain to reformat your transcript information as directed, else the admission committee will have difficulty understanding and assessing your academic experience and strengths. Updated information about your courses and grades will not be accepted after the application deadline.

The GPP does not require official transcripts at this phase of the admission process. Students that matriculate will be required to submit official transcripts for the appointment process. Transcripts will be carefully compared to the contents of your application to ensure accuracy in self-reporting. Failure to report all courses and grades accurately is grounds for immediate dismissal from the program.

- PhD degree program
- MD or DDS or DVM or RN degree program
- Master degree program
- Bachelor degree program
- Associate degree program
- Non-degree program

PhD Degree Academic Information

College/University Name:

Major Field of Study:

Start Date: (month/ year)

Anticipated Graduation Date: (month/ year)

Current Cumulative GPA:

GPA Scale (Maximum Value):

Coursework and Grades:
(Up to 15,000 characters)

[How to format coursework and grades?](#)

MD or DDS or DVM or RN Degree Academic Information

This section is required if you indicated above that you are an MD or DDS or DVM or RN degree.

Degree Program:

College or University Name:

Major Field of Study:

Start Date: (month/ year)

Anticipated Graduation Date: (month/ year)

Cumulative GPA:

GPA Scale (Maximum Value):

MD or DDS or DVM or RN
Coursework and Grades:
(Up to 15,000 characters)

[How to format coursework and grades?](#)

Master Academic Information

College/University Name:

Major Field of Study:

Start Date: (month/ year)

Anticipated Graduation Date: (month/ year)

Current Cumulative GPA:

GPA Scale (Maximum Value):

Coursework and Grades:
(Up to 15,000 characters)

[How to format coursework and grades?](#)

Bachelor Academic Information

College/University Name:

Major Field of Study:

Start Date: (month/ year)

Anticipated Graduation Date: (month/ year)

Current Cumulative GPA:

GPA Scale (Maximum Value):

Coursework and Grades:
(Up to 15,000 characters)

[How to format coursework and grades?](#)

Associates Degree Academic Information

College/University Name:

Major Field of Study:

Start Date: (month/ year)

Anticipated Graduation Date: (month/ year)

Current Cumulative GPA:  

GPA Scale (Maximum Value):  

Coursework and Grades:
(Up to 15,000 characters)

[How to format coursework and grades?](#)



Non-Degree Academic Information

College/University Name: 

Major Field of Study: 

Start Date:   (month/ year) 

Anticipated Graduation Date:   (month/ year) 

Current Cumulative GPA:  

GPA Scale (Maximum Value):  

Coursework and Grades:
(Up to 15,000 characters)

[How to format coursework and grades?](#)

Standardized Examinations

GRE General Test scores must be included in your application to be considered for admission. Note: A few partnerships may accept MCAT scores in lieu of the GRE General Test. Please check with the specific partnerships for more information.

Enter both scores and percentiles for any of the following standardized examinations you have taken: GRE General Test, GRE Subject Test, MCAT Test.

The GPP does not require official standardized examination reports at this phase of the admission process. Students that matriculate will be required to submit official reports for the appointment process. Reports will be carefully compared to the contents of your application to ensure accuracy in self-reporting. Failure to report all scores accurately is grounds for immediate dismissal from the program.

Graduate Record Examination (GRE)

If you have taken the GRE General Test more than once, consider the following option for reporting your scores.

In the space provided, include your best score for each section and set the examination date to Dec-1999. The Dec-1999 date will alert the admission committee the displayed results are from multiple examinations. Then, and this is critical, itemize the dates and scores of each examination in the Additional Information section.

Examination Date:  /  (month/ year)

Verbal Reasoning:  /  (score/ percentile)

Quantitative Reasoning:  /  (score/ percentile)

Analytical Writing: / (score/ percentile)

GRE Subject Examination (if applicable)

Examination Date: / (month/ year)

Examination Taken:

Subject Score: / (score/ percentile)

Medical College Admission Test (MCAT)

If you have taken the MCAT test more than once, consider the following option for reporting your scores.

In the space provided, include your best score for each section and set the examination date to December-1999. This date in alert the admission committee members the displayed results are from multiple examinations. Then, and this is critical, itemize the dates and scores of each examination in the Additional Information section.

Examination Date: / (month/ year)

| Pre-2015 Format | 2015 Format |
|---|---|
| Verbal Reasoning: <input type="text"/> | Chemical & Physical Foundations of Biological Systems <input type="text"/> |
| Physical Sciences: <input type="text"/> | Critical Analysis and Reasoning Skills <input type="text"/> |
| Biological Sciences: <input type="text"/> | Biological and Biomedical Foundations of Living Systems <input type="text"/> |
| Writing Sample: <input type="text"/> | Psychological, Social, and Biological Foundations of Behaviour <input type="text"/> |

AAMC Number: (if applicable)

CV/Resume Sections

Copy and paste a plain text version of your curriculum vitae or resume into the sections below. Some reformatting may be necessary.

Please do not place hard returns at the end of each line – it is only necessary at the end of paragraphs. The open text fields are designed to automatically wrap text.

Brief Description of Your Research Interests: (Up to 600 characters)

Provide a brief description of the research you hope to pursue.

Research Experience: (Up to 6000 characters)

List your research experiences in chronological order, most recent first, providing a brief description (1-3 sentences) for each. The admission committee should easily see from the information contained in your application the timeline of events in your education history and research experience. Text should not exceed 1000 words. Each entry should provide the following information:

- Start Date – Stop Date (month and year only)
- Employment Institution
- Advisor / Boss
- List of Activities / Experiences

Publications and Presentations: (Up to 6000 characters)

Provide the following information about each publication / presentation:

Publications: Authors, Title, Journal, Volume, and Pages (inclusive)

Presentations: Authors, Title, Conference / Seminar, and Year

Awards & Honors: (Up to 3000 characters)

List all awards and honors received during undergraduate and / or graduate school. Do not include awards and honors received during high school.

Extracurricular Activities: (Up to 3000 characters)

List major extracurricular and leadership activities during your undergraduate and / or graduate education.

Personal Statement: (Up to 9000 characters)

Provide details about your motivation for pursuing an advanced degree and your future career goals. Describe important educational, research, and teaching experiences as well as how the GPP would help you achieve your goals. In addition, if you are applying to more than one NIH–University partnership, provide detailed reasons for selecting each one of the partnerships.

Additional Information: (Up to 1500 characters)

This section of the application is available for applicants that wish to provide additional information, such as an explanation of a lapse in education, academic blemish, or results from multiple standardize examination scores. Some partnerships strongly recommend or require that you include a list of NIH investigators with research interests that match your own in this section; read the descriptions of the NIH–University partnerships for details.

How did you hear about this program? (Please select all that apply.)

Ad in a scientific journal (Nature, Science); please specify:

Ad in a student journal; please specify:

Ad in a meeting program

Exhibit at a meeting; please specify:

Career development/opportunities workshop

Flier

Poster

From a mentor or advisor

From an alumnus/alumna of the program

NIH representative visited school

Web search

Other; please specify:

Notice to all applicants:

It is your responsibility to ensure that all of the above information is correct. False or inaccurate information contained in this application or provided during an interview may be grounds for denying your candidacy or removing you from the program.

Failure to wait for the confirmation webpage will result in an unsuccessful upload of your modifications. Please be patient.

[Save Partial Application & Quit](#)

[Preview Completed Application](#)

Collection of this information is authorized by The Public Health Service Act, Section 410 (42 USC 285). Rights of participants are protected by The Privacy Act of 1974. Participation is voluntary, and there are no penalties for not participating or withdrawing from the study at any time. The information collected in this study will be kept private to the extent provided by law. Names and other identifiers will not appear in any report of the study. Information provided will be combined for all participants and reported as summaries.

Public reporting burden for this collection of information is estimated to average 60 minutes per response, including the time for reviewing instructions, searching existing data sources, gathering and maintaining the data needed, and completing and reviewing the collection of information. An agency may not conduct or sponsor, and a person is not required to respond to, a collection of information unless it displays a currently valid OMB control number. Send comments regarding this burden estimate or any other aspect of this collection of information, including suggestions for reducing this burden, to: NIH, Project Clearance Branch, 6705 Rockledge Drive, MSC 7974, Bethesda, MD 20892-7974, ATTN: PRA (0925-0299). Do not return the completed form to this address.