



BCAS Operating Report

Op. Report - Broadband



United States Department of Agriculture
Broadband Collection and Analysis System



[Home](#) [Borrower Reports](#) [Admin](#) [Help](#) [Logout](#) **eForms CustomerOne : SD1108 - VENTURE COMMUNICATIONS COOPERATIVE : September 2015**

Report Navigation

Reports

- Op. Report - Broadband**
- Certification
- Part A: Balance Sheet
- Part B: Income Stmt.
- Part C: Services
- Part C: Communities
- Part D: Cash Flows
- Part E: BIP Performance
- Measures
- Notes

Operating Report

This data will be used by RUS to review your financial situation. Your response is required by 7 U.S.C. 901 et seq. and, subject to federal laws and regulations regarding confidential information, will be treated as confidential.

According to the Paperwork Reduction Act of 1995, an agency may not conduct or sponsor, and a person is not required to respond to, a collection of information unless it displays a valid OMB control number. The valid OMB control number for this information collection is 0572-0031. The time required to complete this information collection is estimated to average 4 hours per response, including the time for reviewing instructions, searching existing data sources, gathering and maintaining the data needed, and completing and reviewing the collection of information.


Submission Information

This operating report has not been submitted.

Date Submitted:

[USDA](#) | [Rural Development](#) | [eAuth](#)
[Accessibility Statement](#) | [Privacy Policy](#) | [Non-Discrimination](#)

Certification

 United States Department of Agriculture
Broadband Collection and Analysis System

Home Borrower Reports Admin Help Logout eForms CustomerOne : SD1108 - VENTURE COMMUNICATIONS COOPERATIVE : September 2015

Report Navigation

Reports

- Op. Report - Broadband**
- Certification**
- Part A: Balance Sheet**
- Part B: Income Stmt.**
- Part C: Services**
- Part D: Cash Flows**
- Part E: BIP Performance**
- Measures**
- Notes**

Certification

We hereby certify that:

1. the entries in this report are in accordance with the accounts and other records of the system and reflect the status of the system to the best of our knowledge and belief; and
2. we have fulfilled our obligations under the Loan Documents throughout the year in all material respects

ALL INSURANCE REQUIRED BY 7 CFR PART 1788, CHAPTER XVII, RUS, WAS IN FORCE DURING THE REPORTING PERIOD AND RENEWALS HAVE BEEN OBTAINED FOR ALL POLICIES.

Section 5.9 [Annual Compliance Certification](#) of the Loan Agreement or Section 6.9 [Annual Compliance Certification](#) of the Loan and Security "Agreement"

(select one of the following)

All of the obligations under the RUS loan documents have been fulfilled in all material respects. There has been a default in the fulfillment of the obligations under the RUS loan documents. Said default(s) is/are specifically described in the notes section of this report.

Certifier Name:

Title:

Date Certified:

Certify Uncertify

Part A. Balance Sheet

- Report Navigation**
- Reports
 - Op. Report - Broadband Certification
 - Part A: Balance Sheet**
 - Part B: Income Stmt.
 - Part C: Services
 - Part C: Communities
 - Part D: Cash Flows
 - Part E: BIP Performance Measures
 - Notes

ASSETS		BALANCE	LIABILITIES AND STOCKHOLDERS' EQUITY		BALANCE
CURRENT ASSETS					
1. Cash and Equivalents		<input type="text"/>	16. Accounts Payable		<input type="text"/>
2. Cash-RUS Construction Fund		<input type="text"/>	17. Notes Payable		<input type="text"/>
3. Accounts Receivable		<input type="text"/>	18. Current Mat. L/T Debt - RUS		<input type="text"/>
4. Notes Receivable		<input type="text"/>	19. Current Mat. L/T Debt - Other		<input type="text"/>
5. Materials and Inventory		<input type="text"/>	20. Current Mat. -Capital Leases		<input type="text"/>
6. Other Current Assets		<input type="text"/>	21. Other Current Liabilities		<input type="text"/>
7. Total Current Assets (1 thru 6)		<input type="text"/>	22. Total Current Liabilities (16 thru 21)		<input type="text"/>
NONCURRENT ASSETS					
8. Investment in Affiliated Companies		<input type="text"/>	LONG-TERM DEBT		
9. Other Noncurrent Assets		<input type="text"/>	23. Funded Debt-RUS Notes		<input type="text"/>
PLANT, PROPERTY AND EQUIPMENT					
10. Telecom, Plant-in-Service		<input type="text"/>	24. Funded Debt-RTB Notes		<input type="text"/>
11. Plant Under Construction		<input type="text"/>	25. Funded Debt-FFB Notes		<input type="text"/>
12. Plant Adj., Nonop, Plant & Goodwill		<input type="text"/>	26. Funded Debt-Other		<input type="text"/>
13. Less Accumulated Depreciation		<input type="text"/>	27. Total Long-Term Debt (23 thru 26)		<input type="text"/>
14. Net Plant (10 thru 12 less 13)		<input type="text"/>	OTHER LIAB. & DEF. CREDITS		
			28. Other Long-Term Liabilities		<input type="text"/>
			EQUITY		
			29. Cap. Stock Outstand. & Subscribed		<input type="text"/>
			30. Additional Paid-in-Capital		<input type="text"/>
			31. Membership and Cap. Certificates		<input type="text"/>
			32. Patronage Capital Credits		<input type="text"/>
			33. Retained Earnings or Margins		<input type="text"/>
			34. Total Equity (29 thru 33)		<input type="text"/>
15. TOTAL ASSETS (7 +8 + 9 + 14)		<input type="text"/>	35. TOTAL LIABILITIES AND EQUITY (22 + 27 + 28 + 34)		<input type="text"/>
		Total Equity = <input type="text"/>	% of Total Assets		

Part B. Income Stmt.

Reports	Part B: Statements of Income and Retained Earnings or Margins	September 2015
Op. Report - Broadband Certification Part A: Balance Sheet Part B: Income Stmt. Part C: Services Part C: Communities Part D: Cash Flows Part E: BIP Performance Measures Notes	Enter Part B: Statements of Income and Retained Earnings or Margins Data, and press the 'Save' button when finished.	
	ITEM	YEAR-TO-DATE
	1. Local Network Services Revenues	
	a. Voice	<input type="text"/>
	b. Video	<input type="text"/>
	c. Internet	
	i. Broadband	<input type="text"/>
	ii. Other	<input type="text"/>
	2. Network Access Services and Long Distance Revenues	<input type="text"/>
	3. Miscellaneous Revenues	<input type="text"/>
	4. Other Operating Income	<input type="text"/>
	5. Uncollectible Revenues	<input type="text"/>
	6. Net Operating Revenues (1 thru 4 less 5)	<input type="text"/>
	7. Plant Specific Operations Expense	<input type="text"/>
	8. Plant Nonspecific Operations Expense (Excluding Depreciation & Amortization)	<input type="text"/>
	9. Customer Operations Expense	<input type="text"/>
	10. Corporate Operations Expense	<input type="text"/>
	11. Other Operating Expenses	<input type="text"/>
	12. Total Operating Expenses (7 thru 11)	<input type="text"/>
	13. Operating Income or Margins (6 less 12)	<input type="text"/>
	14. Nonoperating/Nonregulated Net Income	<input type="text"/>
	15. EBIDTA (13 + 14)	<input type="text"/>
	16. Depreciation Expense	<input type="text"/>
	17. Amortization Expense	<input type="text"/>
	18. EBIT (15 - 16 - 17)	<input type="text"/>
	19. Interest on Funded Debt	<input type="text"/>
	20. Other Interest Expense	<input type="text"/>
	21. Taxes	
	a. Property	<input type="text"/>
	b. Income	<input type="text"/>
	22. Total Net Income or Margins (18 - 19 - 20 - 21)	<input type="text"/>
	23. Dividends Declared (Common)	<input type="text"/>
	24. Dividends Paid	<input type="text"/>
	25. Transfers to Patronage Capital	<input type="text"/>
	26. Principal Payments on Long Term Debt and Capital Leases	<input type="text"/>
	27. TIER (19 + 20 + 22) / (19 + 20)	<input type="text"/>

Part C. Services

USDA Rural Development United States Department of Agriculture
Broadband Collection and Analysis System

Home Borrower Reports Admin Help Logout eForms CustomerOne : SD1108 - VENTURE COMMUNICATIONS COOPERATIVE : September 2015

Report Navigation

- Reports
 - Op. Report - Broadband Certification
 - Part A: Balance Sheet
 - Part B: Income Stmt.
 - Part C: Services**
 - Part C: Communities
 - Part D: Cash Flows
 - Part E: BIP Performance Measures
 - Notes

Part C: Subscriber Information – Services September 2015

*To add a row, click the 'Add New Row' button
*To delete a row, first highlight the row by clicking on the leftmost column (to the left of the 'Service Type' column), then press the 'Delete' key on your keyboard
*To save the data, click the 'Save' button. If you do not select a service type, then the row will NOT be saved.

To copy forward selected data from the previously submitted report, click 'Copy Forward'.

		1. RATES	2. SUBSCRIBERS
Table control			

[USDA](#) | [Rural Development](#) | [eAuth](#)
[Accessibility Statement](#) | [Privacy Policy](#) | [Non-Discrimination](#)

Part C. Communities

Report Navigation

Reports

- [Op. Report - Broadband Certification](#)
- [Part A: Balance Sheet](#)
- [Part B: Income Stmt.](#)
- [Part C: Services](#)
- [Part C: Communities](#)
- [Part D: Cash Flows](#)
- [Part E: BIP Performance Measures](#)
- [Notes](#)
- [Loan Covenants](#)
- [Covenant Report](#)

Quick Links: [Loans](#) | [Audits](#) | [Monitoring Report](#) | [Risk Score](#) | [Actuals Prior Year](#) | [Actuals Report](#)

Part C: Subscriber Information – Communities

•To add a row, click the 'Add New Row' button
 •To delete a row, first highlight the row by clicking on the leftmost column (to the left of the 'Community' column), then press the 'Delete' key on your keyboard. NOTE: Communities prepopulated from your Broadband application can not be deleted.
 •To save the data, click the 'Save' button. If you do not select a community, then the row will NOT be saved.

March 2016

Copy Forward

To copy forward selected data from the previously submitted report, click 'Copy Forward'.

	Community	County	State	No. Broadband Data Customers	Broadband Application
1					<input type="checkbox"/>
2					<input type="checkbox"/>
Totals:				425	

< Previous

Check Part

Save


Next >

[USDA](#) | [Rural Development](#) | [eAuth](#)
[Accessibility Statement](#) | [Privacy Policy](#) | [Non-Discrimination](#)

Part D. Cash Flow

Home		Borrower Reports		Admin		Help		Logout		eForms CustomerOne : SD1108 - VENTURE COMMUNICATION COOPERATIVE : September 2015																																																																																								
Report Navigation Reports Op. Report - Broadband Certification Part A: Balance Sheet Part B: Income Stmt. Part C: Services Part C: Communities Part D: Cash Flows Part E: BIP Performance Measures Notes																																																																																																		
Part D: Statement of Cash Flows										September 2015																																																																																								
Enter Part D: Statement of Cash Flows, and press the 'Save' button when finished.																																																																																																		
<table border="1"> <tr> <td>1.</td> <td>Beginning Cash</td> <td><input type="text"/></td> </tr> <tr> <td colspan="3">CASH FLOWS FROM OPERATING ACTIVITIES</td> </tr> <tr> <td>2.</td> <td>Net Income</td> <td><input type="text"/></td> </tr> <tr> <td colspan="3"><i>Adjustments to Reconcile Net Income to Net Cash Provided by Operating Activities</i></td> </tr> <tr> <td>3.</td> <td>Add: Depreciation</td> <td><input type="text"/></td> </tr> <tr> <td>4.</td> <td>Add: Amortization</td> <td><input type="text"/></td> </tr> <tr> <td>5.</td> <td>Other(Explain)</td> <td><input type="text"/></td> </tr> <tr> <td colspan="3"><i>Changes in Operating Assets and Liabilities:</i></td> </tr> <tr> <td>6.</td> <td>Decrease/(Increase) in Accounts Receivable</td> <td><input type="text"/></td> </tr> <tr> <td>7.</td> <td>Decrease/(Increase) in Materials and Inventory</td> <td><input type="text"/></td> </tr> <tr> <td>8.</td> <td>Decrease/(Increase) in Other Current Assets</td> <td><input type="text"/></td> </tr> <tr> <td>9.</td> <td>Increase/(Decrease) in Accounts Payable</td> <td><input type="text"/></td> </tr> <tr> <td>10.</td> <td>Increase/(Decrease) in Other Current Liabilities</td> <td><input type="text"/></td> </tr> <tr> <td>11.</td> <td>Net Cash Provided/(Used) by Operations</td> <td><input type="text"/></td> </tr> <tr> <td colspan="3">CASH FLOWS FROM FINANCING ACTIVITIES</td> </tr> <tr> <td>12.</td> <td>Decrease/(Increase) in Notes Receivable</td> <td><input type="text"/></td> </tr> <tr> <td>13.</td> <td>Increase/(Decrease) in Notes Payable</td> <td><input type="text"/></td> </tr> <tr> <td>14.</td> <td>Plus:/(Less) Net Increase/(Decrease) in Long Term Debt (including current maturities)</td> <td><input type="text"/></td> </tr> <tr> <td>15.</td> <td>Plus:Increase/(Less: Decrease) in Capital Stock, Paid-in Capital or Membership and Capital Certificates</td> <td><input type="text"/></td> </tr> <tr> <td>16.</td> <td>Less: Payment of Dividends</td> <td><input type="text"/></td> </tr> <tr> <td>17.</td> <td>Other(Explain)</td> <td><input type="text"/></td> </tr> <tr> <td>18.</td> <td>Net Cash Provided/(Used) by Financing Activities</td> <td><input type="text"/></td> </tr> <tr> <td colspan="3">CASH FLOWS FROM INVESTING ACTIVITIES</td> </tr> <tr> <td>19.</td> <td>Net Capital Expenditures</td> <td><input type="text"/></td> </tr> <tr> <td>20.</td> <td>Long-Term Investments</td> <td><input type="text"/></td> </tr> <tr> <td>21.</td> <td>Other(Explain)</td> <td><input type="text"/></td> </tr> <tr> <td>22.</td> <td>Net Cash Provided/(Used) by Investing Activities</td> <td><input type="text"/></td> </tr> <tr> <td>23.</td> <td>Net Increase/(Decrease) in Cash</td> <td><input type="text"/></td> </tr> <tr> <td>24.</td> <td>Ending Cash</td> <td><input type="text"/></td> </tr> </table>												1.	Beginning Cash	<input type="text"/>	CASH FLOWS FROM OPERATING ACTIVITIES			2.	Net Income	<input type="text"/>	<i>Adjustments to Reconcile Net Income to Net Cash Provided by Operating Activities</i>			3.	Add: Depreciation	<input type="text"/>	4.	Add: Amortization	<input type="text"/>	5.	Other(Explain)	<input type="text"/>	<i>Changes in Operating Assets and Liabilities:</i>			6.	Decrease/(Increase) in Accounts Receivable	<input type="text"/>	7.	Decrease/(Increase) in Materials and Inventory	<input type="text"/>	8.	Decrease/(Increase) in Other Current Assets	<input type="text"/>	9.	Increase/(Decrease) in Accounts Payable	<input type="text"/>	10.	Increase/(Decrease) in Other Current Liabilities	<input type="text"/>	11.	Net Cash Provided/(Used) by Operations	<input type="text"/>	CASH FLOWS FROM FINANCING ACTIVITIES			12.	Decrease/(Increase) in Notes Receivable	<input type="text"/>	13.	Increase/(Decrease) in Notes Payable	<input type="text"/>	14.	Plus:/(Less) Net Increase/(Decrease) in Long Term Debt (including current maturities)	<input type="text"/>	15.	Plus:Increase/(Less: Decrease) in Capital Stock, Paid-in Capital or Membership and Capital Certificates	<input type="text"/>	16.	Less: Payment of Dividends	<input type="text"/>	17.	Other(Explain)	<input type="text"/>	18.	Net Cash Provided/(Used) by Financing Activities	<input type="text"/>	CASH FLOWS FROM INVESTING ACTIVITIES			19.	Net Capital Expenditures	<input type="text"/>	20.	Long-Term Investments	<input type="text"/>	21.	Other(Explain)	<input type="text"/>	22.	Net Cash Provided/(Used) by Investing Activities	<input type="text"/>	23.	Net Increase/(Decrease) in Cash	<input type="text"/>	24.	Ending Cash	<input type="text"/>
1.	Beginning Cash	<input type="text"/>																																																																																																
CASH FLOWS FROM OPERATING ACTIVITIES																																																																																																		
2.	Net Income	<input type="text"/>																																																																																																
<i>Adjustments to Reconcile Net Income to Net Cash Provided by Operating Activities</i>																																																																																																		
3.	Add: Depreciation	<input type="text"/>																																																																																																
4.	Add: Amortization	<input type="text"/>																																																																																																
5.	Other(Explain)	<input type="text"/>																																																																																																
<i>Changes in Operating Assets and Liabilities:</i>																																																																																																		
6.	Decrease/(Increase) in Accounts Receivable	<input type="text"/>																																																																																																
7.	Decrease/(Increase) in Materials and Inventory	<input type="text"/>																																																																																																
8.	Decrease/(Increase) in Other Current Assets	<input type="text"/>																																																																																																
9.	Increase/(Decrease) in Accounts Payable	<input type="text"/>																																																																																																
10.	Increase/(Decrease) in Other Current Liabilities	<input type="text"/>																																																																																																
11.	Net Cash Provided/(Used) by Operations	<input type="text"/>																																																																																																
CASH FLOWS FROM FINANCING ACTIVITIES																																																																																																		
12.	Decrease/(Increase) in Notes Receivable	<input type="text"/>																																																																																																
13.	Increase/(Decrease) in Notes Payable	<input type="text"/>																																																																																																
14.	Plus:/(Less) Net Increase/(Decrease) in Long Term Debt (including current maturities)	<input type="text"/>																																																																																																
15.	Plus:Increase/(Less: Decrease) in Capital Stock, Paid-in Capital or Membership and Capital Certificates	<input type="text"/>																																																																																																
16.	Less: Payment of Dividends	<input type="text"/>																																																																																																
17.	Other(Explain)	<input type="text"/>																																																																																																
18.	Net Cash Provided/(Used) by Financing Activities	<input type="text"/>																																																																																																
CASH FLOWS FROM INVESTING ACTIVITIES																																																																																																		
19.	Net Capital Expenditures	<input type="text"/>																																																																																																
20.	Long-Term Investments	<input type="text"/>																																																																																																
21.	Other(Explain)	<input type="text"/>																																																																																																
22.	Net Cash Provided/(Used) by Investing Activities	<input type="text"/>																																																																																																
23.	Net Increase/(Decrease) in Cash	<input type="text"/>																																																																																																
24.	Ending Cash	<input type="text"/>																																																																																																
< Previous		Check Part	Save	Next >																																																																																														

Part E. BIP Performance Measures (Completed only by BIP Awardees)



United States Department of Agriculture

Broadband Collection and Analysis System

eForms CustomerOne : SD1108 - VENTURE COMMUNICATIONS
COOPERATIVE : September 2015

[Home](#)
[Borrower Reports](#)
[Admin](#)
[Help](#)
[Logout](#)

Report Navigation

Reports

[Op. Report - Broadband Certification](#)

[Part A: Balance Sheet](#)

[Part B: Income Stmt.](#)

[Part C: Services](#)

[Part C: Communities](#)

[Part D: Cash Flows](#)

[Part E: BIP Performance Measures](#)

[Notes](#)

Part E: BIP Performance Measures
September 2015

Enter Part E: BIP Performance Measures, and press the 'Save' button when finished.

	New Broadband Service	Improved Broadband Service
1. Number of households subscribing to	<input type="text"/>	<input type="text"/>
2. Number of businesses subscribing to	<input type="text"/>	<input type="text"/>
3. Number of educational providers receiving	<input type="text"/>	<input type="text"/>
4. Number of libraries receiving	<input type="text"/>	<input type="text"/>
5. Number of health care providers receiving	<input type="text"/>	<input type="text"/>
6. Number of public safety providers receiving	<input type="text"/>	<input type="text"/>

< Previous
Check Part
Save
Next >

[USDA](#) | [Rural Development](#) | [eAuth](#)

[Accessibility Statement](#) | [Privacy Policy](#) | [Non-Discrimination](#)

Notes (Optional Screen)

USDA Rural Development United States Department of Agriculture
Broadband Collection and Analysis System

Home Borrower Reports Admin Help Logout eForms CustomerOne : SD1108 - VENTURE COMMUNICATIONS COOPERATIVE : September 2015

Report Navigation

- Reports
 - Op. Report - Broadband
 - Certification
 - Part A: Balance Sheet
 - Part B: Income Stmt.
 - Part C: Services
 - Part C: Communities
 - Part D: Cash Flows
 - Part E: BIP Performance
 - Measures
 - Notes

Notes to Operating Report - Broadband September 2015

Enter the notes to the operating report, and press the 'Save' button when finished.

[USDA](#) | [Rural Development](#) | [eAuth](#)
[Accessibility Statement](#) | [Privacy Policy](#) | [Non-Discrimination](#)