

FFIEC 031

Draft Reporting Form for Call Report Revisions Effective March 31, 2019

This draft reporting form reflects revisions, which are subject to change, addressing the revised accounting for credit losses under the Financial Accounting Standards Board's Accounting Standards Update No. 2016-13, "Financial Instruments – Credit Losses (Topic 326): Measurement of Credit Losses on Financial Instruments" to the FFIEC 031 Call Report, proposed to take effect March 31, 2019, as described in the federal banking agencies' final Paperwork Reduction Act Federal Register notice published on February 14, 2019. These proposed Call Report revisions are annotated in *red font in the draft reporting form*.

Draft as of February 15, 2019

Federal Financial Institutions Examination Council



Consolidated Reports of Condition and Income for a Bank with Domestic and Foreign Offices—FFIEC 031

Report at the close of business March 31, 2019

This report is required by law: 12 U.S.C. § 324 (State member banks); 12 U.S.C. §1817 (State nonmember banks); 12 U.S.C. §161 (National banks); and 12 U.S.C. §1464 (Savings associations).

Unless the context indicates otherwise, the term “bank” in this report form refers to both banks and savings associations.

NOTE: Each bank’s board of directors and senior management are responsible for establishing and maintaining an effective system of internal control, including controls over the Reports of Condition and Income. The Reports of Condition and Income are to be prepared in accordance with federal regulatory authority instructions. The Reports of Condition and Income must be signed by the Chief Financial Officer (CFO) of the reporting bank (or by the individual performing an equivalent function) and attested to by not less than two directors (trustees) for state nonmember banks and three directors for state member banks, national banks, and savings associations.

I, the undersigned CFO (or equivalent) of the named bank, attest that the Reports of Condition and Income (including the supporting

Signature of Chief Financial Officer (or Equivalent)

Date of Signature

Submission of Reports

Each bank must file its Reports of Condition and Income (Call Report) data by either:

- (a) Using computer software to prepare its Call Report and then submitting the report data directly to the FFIEC’s Central Data Repository (CDR), an Internet-based system for data collection (<https://cdr.ffiec.gov/cdr/>), or
- (b) Completing its Call Report in paper form and arranging with a software vendor or another party to convert the data into the electronic format that can be processed by the CDR. The software vendor or other party then must electronically submit the bank’s data file to the CDR.

For technical assistance with submissions to the CDR, please contact the CDR Help Desk by telephone at (888) CDR-3111, by fax at (703) 774-3946, or by e-mail at CDR.Help@ffiec.gov.

FDIC Certificate Number
 (RSSD 9050)

(20190331)
 (RCON 9999)

This report form is to be filed by (1) banks with branches and consolidated subsidiaries in U.S. territories and possessions, Edge or Agreement subsidiaries, foreign branches, consolidated foreign subsidiaries, or International Banking Facilities and (2) banks with domestic offices only and total consolidated assets of \$100 billion or more.

schedules) for this report date have been prepared in conformance with the instructions issued by the appropriate Federal regulatory authority and are true and correct to the best of my knowledge and belief.

We, the undersigned directors (trustees), attest to the correctness of the Reports of Condition and Income (including the supporting schedules) for this report date and declare that the Reports of Condition and Income have been examined by us and to the best of our knowledge and belief have been prepared in conformance with the instructions issued by the appropriate Federal regulatory authority and are true and correct.

Director (Trustee)

Director (Trustee)

Director (Trustee)

To fulfill the signature and attestation requirement for the Reports of Condition and Income for this report date, attach your bank’s completed signature page (or a photocopy or a computer generated version of this page) to the hard-copy record of the data file submitted to the CDR that your bank must place in its files.

The appearance of your bank’s hard-copy record of the submitted data file need not match exactly the appearance of the FFIEC’s sample report forms, but should show at least the caption of each Call Report item and the reported amount.

Legal Title of Bank (RSSD 9017)

City (RSSD 9130)

State Abbreviation (RSSD 9200)

Zip Code (RSSD 9220)

Legal Entity Identifier (LEI)

(Report only if your institution already has an LEI.) (RCON 9224)

The estimated average burden associated with this information collection is 122.38 hours per respondent and is expected to vary by institution, depending on individual circumstances. Burden estimates include the time for reviewing instructions, gathering and maintaining data in the required form, and completing the information collection, but exclude the time for compiling and maintaining business records in the normal course of a respondent’s activities. A Federal agency may not conduct or sponsor, and an organization (or a person) is not required to respond to a collection of information, unless it displays a currently valid OMB control number. Comments concerning the accuracy of this burden estimate and suggestions for reducing this burden should be directed to the Office of Information and Regulatory Affairs, Office of Management and Budget, Washington, DC 20503, and to one of the following: Secretary, Board of Governors of the Federal Reserve System, 20th and C Streets, NW, Washington, DC 20551; Legislative and Regulatory Analysis Division, Office of the Comptroller of the Currency, Washington, DC 20219; Assistant Executive Secretary, Federal Deposit Insurance Corporation, Washington, DC 20429.

Consolidated Reports of Condition and Income for a Bank with Domestic and Foreign Offices

Table of Contents

Signature Page	1	Schedule RC-H—Selected Balance Sheet Items for Domestic Offices	RC-21, 22
Contact Information	3, 4	Schedule RC-I—Assets and Liabilities of IBFs	RC-23
Report of Income		Schedule RC-K—Quarterly Averages	RC-23, 24
Schedule RI—Income Statement	RI-1, 2, 3, 4	Schedule RC-L—Derivatives and Off-Balance-Sheet Items	RC-25, 26, 27, 28, 29
Schedule RI-A—Changes in Bank Equity Capital.....	RI-5	Schedule RC-M—Memoranda	RC-30, 31, 32, 33
Schedule RI-B—Charge-offs and Recoveries on Loans and Leases and Changes in Allowances for Credit Losses :		Schedule RC-N—Past Due and Nonaccrual Loans, Leases, and Other Assets	RC-34, 35, 36, 37, 38
Part I. Charge-offs and Recoveries on Loans and Leases	RI-5, 6	Schedule RC-O—Other Data for Deposit Insurance and FICO Assessments.....	RC-39, 40, 41, 42, 43, 44
Part II. Changes in Allowances for Credit Losses	RI-7	Schedule RC-P—1–4 Family Residential Mortgage Banking Activities in Domestic Offices (to be completed only by selected banks)	RC-45
Schedule RI-C—Disaggregated Data on the Allowances for Credit Losses (to be completed only by selected banks):		Schedule RC-Q—Assets and Liabilities Measured at Fair Value on a Recurring Basis (to be completed only by selected banks) ..	RC-46, 47, 48
Part I. Disaggregated Data on the Allowance for Loan and Lease Losses	RI-8	Schedule RC-R—Regulatory Capital:	
Part II. Disaggregated Data on the Allowances for Credit Losses	RI-9	Part I. Regulatory Capital Components and Ratios.....	RC-49, 50, 51
Schedule RI-D—Income from Foreign Offices	RI-10	Part II. Risk-Weighted Assets	RC-52, 53, 54, 55, 56, 57, 58, 59, 60, 61, 62, 63, 64
Schedule RI-E—Explanations.....	RI-11, 12	Schedule RC-S—Servicing, Securitization, and Asset Sale Activities	RC-65, 66, 67
Report of Condition		Schedule RC-T—Fiduciary and Related Services	RC-68, 69, 70, 71
Schedule RC—Balance Sheet	RC-1, 2	Schedule RC-V—Variable Interest Entities	RC-72
Schedule RC-A—Cash and Balances Due from Depository Institutions	RC-3	Optional Narrative Statement Concerning the Amounts Reported in the Reports of Condition and Income.....	RC-73
Schedule RC-B—Securities	RC-3, 4, 5, 6, 7		
Schedule RC-C—Loans and Lease Financing Receivables:			
Part I. Loans and Leases	RC-8, 9, 10, 11, 12		
Part II. Loans to Small Businesses and Small Farms	RC-13, 14		
Schedule RC-D—Trading Assets and Liabilities (to be completed only by selected banks).....	RC-15, 16		
Schedule RC-E—Deposit Liabilities	RC-17, 18, 19		
Schedule RC-F—Other Assets.....	RC-20		
Schedule RC-G—Other Liabilities.....	RC-20		

For information or assistance, national banks, state nonmember banks, and savings associations should contact the FDIC's Data Collection and Analysis Section, 550 17th Street, NW, Washington, DC 20429, toll free on (800) 688-FDIC(3342), Monday through Friday between 8:00 a.m. and 5:00 p.m., Eastern Time. State member banks should contact their Federal Reserve District Bank.

Contact Information for the Reports of Condition and Income

To facilitate communication between the Agencies and the bank concerning the Reports of Condition and Income, please provide contact information for (1) the Chief Financial Officer (or equivalent) of the bank signing the reports for this quarter, and (2) the person at the bank—other than the Chief Financial Officer (or equivalent)—to whom questions about the reports should be directed. If the Chief Financial Officer (or equivalent) is the primary contact for questions about the reports, please provide contact information for another person at the bank who will serve as a secondary contact for communications between the Agencies and the bank concerning the Reports of Condition and Income. Enter "none" for the contact's e-mail address or fax number if not available. Contact information for the Reports of Condition and Income is for the confidential use of the Agencies and will not be released to the public.

Chief Financial Officer (or Equivalent) Signing the Reports

Name (TEXT C490)

Title (TEXT C491)

E-mail Address (TEXT C492)

Area Code / Phone Number / Extension (TEXT C493)

Area Code / FAX Number (TEXT C494)

Other Person to Whom Questions about the Reports Should be Directed

Name (TEXT C495)

Title (TEXT C496)

E-mail Address (TEXT 4086)

Area Code / Phone Number / Extension (TEXT 8902)

Area Code / FAX Number (TEXT 9116)

Chief Executive Officer Contact Information

This information is being requested so the Agencies can distribute notifications about policy initiatives, deposit insurance assessments, and other matters directly to the Chief Executive Officers of reporting institutions. Notifications about other matters may include emergency notifications that may or may not also be sent to the institution's emergency contacts listed below. Please provide contact information for the Chief Executive Officer of the reporting institution. Enter "none" for the Chief Executive Officer's e-mail address or fax number if not available. Chief Executive Officer contact information is for the confidential use of the Agencies and will not be released to the public.

Chief Executive Officer

Name (TEXT FT42)

E-mail Address (TEXT FT44)

Area Code / Phone Number / Extension (TEXT FT43)

Area Code / FAX Number (TEXT FT45)

Emergency Contact Information

This information is being requested so the Agencies can distribute critical, time-sensitive information to emergency contacts at banks. Please provide primary contact information for a senior official of the bank who has decision-making authority. Also provide information for a secondary contact if available. Enter "none" for the contact's e-mail address or fax number if not available. Emergency contact information is for the confidential use of the Agencies and will not be released to the public.

Primary Contact

Name (TEXT C366)

Title (TEXT C367)

E-mail Address (TEXT C368)

Area Code / Phone Number / Extension (TEXT C369)

Area Code / FAX Number (TEXT C370)

Secondary Contact

Name (TEXT C371)

Title (TEXT C372)

E-mail Address (TEXT C373)

Area Code / Phone Number / Extension (TEXT C374)

Area Code / FAX Number (TEXT C375)

USA PATRIOT Act Section 314(a) Anti-Money Laundering Contact Information

This information is being requested to identify points-of-contact who are in charge of your bank's USA PATRIOT Act Section 314(a) information requests. Bank personnel listed could be contacted by law enforcement officers or the Financial Crimes Enforcement Network (FinCEN) for additional information related to specific Section 314(a) search requests or other anti-terrorist financing and anti-money-laundering matters. Communications sent by FinCEN to the bank for purposes other than Section 314(a) notifications will state the intended purpose and should be directed to the appropriate bank personnel for review. Any disclosure of customer records to law enforcement officers or FinCEN must be done in compliance with applicable law, including the Right to Financial Privacy Act (12 U.S.C. 3401 et seq.).

Please provide information for a primary and secondary contact. Information for a third and fourth contact may be provided at the bank's option. Enter "none" for the contact's e-mail address if not available. This contact information is for the confidential use of the Agencies, FinCEN, and law enforcement officers and will not be released to the public.

Primary Contact

Name (TEXT C437)

Title (TEXT C438)

E-mail Address (TEXT C439)

Area Code / Phone Number / Extension (TEXT C440)

Third Contact

Name (TEXT C870)

Title (TEXT C871)

E-mail Address (TEXT C872)

Area Code / Phone Number / Extension (TEXT C873)

Secondary Contact

Name (TEXT C442)

Title (TEXT C443)

E-mail Address (TEXT C444)

Area Code / Phone Number / Extension (TEXT C445)

Fourth Contact

Name (TEXT C875)

Title (TEXT C876)

E-mail Address (TEXT C877)

Area Code / Phone Number / Extension (TEXT C878)

Consolidated Report of Income

for the period January 1, 2019–March 31, 2019

All Report of Income schedules are to be reported on a calendar year-to-date basis in thousands of dollars.

Schedule RI—Income Statement

	Dollar Amounts in Thousands		RIAD	Amount
1. Interest income:				
a. Interest and fee income on loans:				
(1) In domestic offices:				
(a) Loans secured by real estate:				
(1) Loans secured by 1–4 family residential properties	4435			1.a.(1)(a)(1)
(2) All other loans secured by real estate	4436			1.a.(1)(a)(2)
(b) Loans to finance agricultural production and other loans to farmers	4024			1.a.(1)(b)
(c) Commercial and industrial loans	4012			1.a.(1)(c)
(d) Loans to individuals for household, family, and other personal expenditures:				
(1) Credit cards	B485			1.a.(1)(d)(1)
(2) Other (includes revolving credit plans other than credit cards, automobile loans, and other consumer loans)	B486			1.a.(1)(d)(2)
(e) Loans to foreign governments and official institutions	4056			1.a.(1)(e)
(f) All other loans in domestic offices	B487			1.a.(1)(f)
(2) In foreign offices, Edge and Agreement subsidiaries, and IBFs	4059			1.a.(2)
(3) Total interest and fee income on loans (sum of items 1.a.(1)(a) through 1.a.(2))	4010			1.a.(3)
b. Income from lease financing receivables	4065			1.b.
c. Interest income on balances due from depository institutions ¹	4115			1.c.
d. Interest and dividend income on securities:				
(1) U.S. Treasury securities and U.S. Government agency obligations (excluding mortgage-backed securities)	B488			1.d.(1)
(2) Mortgage-backed securities	B489			1.d.(2)
(3) All other securities (includes securities issued by states and political subdivisions in the U.S.)	4060			1.d.(3)
e. Interest income from trading assets	4069			1.e.
f. Interest income on federal funds sold and securities purchased under agreements to resell	4020			1.f.
g. Other interest income	4518			1.g.
h. Total interest income (sum of items 1.a.(3) through 1.g.)	4107			1.h.
2. Interest expense:				
a. Interest on deposits:				
(1) Interest on deposits in domestic offices:				
(a) Transaction accounts (interest-bearing demand deposits, NOW accounts, ATS accounts, and telephone and preauthorized transfer accounts)	4508			2.a.(1)(a)
(b) Nontransaction accounts:				
(1) Savings deposits (includes MMDAs)	0093			2.a.(1)(b)(1)
(2) Time deposits of \$250,000 or less	HK03			2.a.(1)(b)(2)
(3) Time deposits of more than \$250,000	HK04			2.a.(1)(b)(3)
(2) Interest on deposits in foreign offices, Edge and Agreement subsidiaries, and IBFs	4172			2.a.(2)
b. Expense of federal funds purchased and securities sold under agreements to repurchase	4180			2.b.
c. Interest on trading liabilities and other borrowed money	4185			2.c.

1. Includes interest income on time certificates of deposit not held for trading.

Schedule RI—Continued

	Dollar Amounts in Thousands	Year-to-date		
		RIAD	Amount	
2. Interest expense (continued):				
d. Interest on subordinated notes and debentures		4200		2.d.
e. Total interest expense (sum of items 2.a through 2.d)		4073		2.e.
3. Net interest income (item 1.h minus 2.e)	4074			3.
4. Provision for loan and lease losses ¹	JJ33			4.
5. Noninterest income:				
a. Income from fiduciary activities ²		4070		5.a.
b. Service charges on deposit accounts		4080		5.b.
c. Trading revenue ³		A220		5.c.
d. (1) Fees and commissions from securities brokerage		C886		5.d.(1)
(2) Investment banking, advisory, and underwriting fees and commissions		C888		5.d.(2)
(3) Fees and commissions from annuity sales		C887		5.d.(3)
(4) Underwriting income from insurance and reinsurance activities		C386		5.d.(4)
(5) Income from other insurance activities		C387		5.d.(5)
e. Venture capital revenue		B491		5.e.
f. Net servicing fees		B492		5.f.
g. Net securitization income		B493		5.g.
h. Not applicable				
i. Net gains (losses) on sales of loans and leases		5416		5.i.
j. Net gains (losses) on sales of other real estate owned		5415		5.j.
k. Net gains (losses) on sales of other assets ⁴		B496		5.k.
l. Other noninterest income*		B497		5.l.
m. Total noninterest income (sum of items 5.a through 5.l)	4079			5.m.
6. a. Realized gains (losses) on held-to-maturity securities	3521			6.a.
b. Realized gains (losses) on available-for-sale securities	3196			6.b.
7. Noninterest expense:				
a. Salaries and employee benefits		4135		7.a.
b. Expenses of premises and fixed assets (net of rental income (excluding salaries and employee benefits and mortgage interest)		4217		7.b.
c. (1) Goodwill impairment losses		C216		7.c.(1)
(2) Amortization expense and impairment losses for other intangible assets		C232		7.c.(2)
d. Other noninterest expense*		4092		7.d.
e. Total noninterest expense (sum of items 7.a through 7.d)	4093			7.e.
8. a. Income (loss) before unrealized holding gains (losses) on equity securities not held for trading, applicable income taxes, and discontinued operations (item 3 plus or minus items 4, 5.m, 6.a, 6.b, and 7.e)	HT69			8.a.
b. Unrealized holding gains (losses) on equity securities not held for trading ⁵	HT70			8.b.
c. Income (loss) before applicable income taxes and discontinued operations (sum of items 8.a and 8.b)	4301			8.c.
9. Applicable income taxes (on item 8.c)	4302			9.
10. Income (loss) before discontinued operations (item 8.c minus item 9)	4300			10.
11. Discontinued operations, net of applicable income taxes*	FT28			11.
12. Net income (loss) attributable to bank and noncontrolling (minority) interests (sum of items 10 and 11)	G104			12.
13. LESS: Net income (loss) attributable to noncontrolling (minority) interests (if net income, report as a positive value; if net loss, report as a negative value)	G103			13.
14. Net income (loss) attributable to bank (item 12 minus item 13)	4340			14.

* Describe on Schedule RI-E—Explanations.

1. Institutions that have adopted ASU 2016-13 should report in item 4 the provisions for credit losses on all financial assets that fall within the scope of the standard.

2. For banks required to complete Schedule RC-T, items 14 through 22, income from fiduciary activities reported in Schedule RI, item 5.a, must equal the amount reported in Schedule RC-T, item 22.

3. For banks required to complete Schedule RI, Memorandum item 8, trading revenue reported in Schedule RI, item 5.c, must equal the sum of Memorandum items 8.a through 8.e.

4. Exclude net gains (losses) on sales of trading assets and held-to-maturity and available-for-sale securities.

5. Item 8.b is to be completed only by institutions that have adopted ASU 2016-01, which includes provisions governing the accounting for investments in equity securities. See the instructions for further detail on ASU 2016-01.

Schedule RI—Continued

Memoranda

	Year-to-date		
	RIAD	Amount	
Dollar Amounts in Thousands			
1. Interest expense incurred to carry tax-exempt securities, loans, and leases acquired after August 7, 1986, that is not deductible for federal income tax purposes	4513		M.1.
<i>Memorandum item 2 is to be completed by banks with \$1 billion or more in total assets¹</i>			
2. Income from the sale and servicing of mutual funds and annuities in domestic offices (included in Schedule RI, item 8)	8431		M.2.
3. Income on tax-exempt loans and leases to states and political subdivisions in the U.S. (included in Schedule RI, items 1.a and 1.b)	4313		M.3.
4. Income on tax-exempt securities issued by states and political subdivisions in the U.S. (included in Schedule RI, item 1.d.(3))	4507		M.4.
5. Number of full-time equivalent employees at end of current period (round to nearest whole number)	4150	Number	M.5.
6. Not applicable			
7. If the reporting institution has applied push down accounting this calendar year, report the date of the institution's acquisition (see instructions) ²	9106	Date	M.7.
8. Trading revenue (from cash instruments and derivative instruments) (sum of Memorandum items 8.a through 8.e must equal Schedule RI, item 5.c): <i>Memorandum items 8.a through 8.e are to be completed by banks that reported total trading assets of \$10 million or more for any quarter of the preceding calendar year.</i>			
	RIAD	Amount	
a. Interest rate exposures	8757		M.8.a.
b. Foreign exchange exposures	8758		M.8.b.
c. Equity security and index exposures	8759		M.8.c.
d. Commodity and other exposures	8760		M.8.d.
e. Credit exposures	F186		M.8.e.
<i>Memorandum items 8.f through 8.h are to be completed by banks with \$100 billion or more in total assets that are required to complete Schedule RI, Memorandum items 8.a through 8.e, above.¹</i>			
f. Impact on trading revenue of changes in the creditworthiness of the bank's derivatives counterparties on the bank's derivative assets (year-to-date changes) (included in Memorandum items 8.a through 8.e above):			
(1) Gross credit valuation adjustment (CVA)	FT36		M.8.f.(1)
(2) CVA hedge	FT37		M.8.f.(2)
g. Impact on trading revenue of changes in the creditworthiness of the bank on the bank's derivative liabilities (year-to-date changes) (included in Memorandum items 8.a through 8.e above):			
(1) Gross debit valuation adjustment (DVA)	FT38		M.8.g.(1)
(2) DVA hedge	FT39		M.8.g.(2)
h. Gross trading revenue, before including positive or negative net CVA and net DVA	FT40		M.8.h.

1. The asset-size tests are based on the total assets reported in the June 30, 2018, Report of Condition.

2. Report the date in YYYYMMDD format. For example, a bank acquired on March 1, 2019, would report 20190301.

Schedule RI—Continued

Memoranda—Continued

	Year-to-date		
	RIAD	Amount	
Dollar Amounts in Thousands			
<i>Memorandum items 9.a and 9.b are to be completed by banks with \$10 billion or more in total assets¹</i>			
9. Net gains (losses) recognized in earnings on credit derivatives that economically hedge credit exposures held outside the trading account:			
a. Net gains (losses) on credit derivatives held for trading	C889		M.9.a.
b. Net gains (losses) on credit derivatives held for purposes other than trading	C890		M.9.b.
10. Credit losses on derivatives (see instructions)	A251		M.10.
11. Does the reporting bank have a Subchapter S election in effect for federal income tax purposes for the current tax year?	RIAD	Yes	No
	A530		M.11.
<i>Memorandum item 12 is to be completed by banks that are required to complete Schedule RC-C, Part I, Memorandum items 8.b and 8.c. and is to be completed semiannually in the June and December Reports only.</i>			
12. Noncash income from negative amortization on closed-end loans secured by 1–4 family residential properties (included in Schedule RI, item 1.a.(1)(a)(1))	RIAD	Amount	
	F228		M.12.
<i>Memorandum item 13 is to be completed by banks that have elected to account for assets and liabilities under a fair value option.</i>			
13. Net gains (losses) recognized in earnings on assets and liabilities that are reported at fair value under a fair value option:			
a. Net gains (losses) on assets:	F551		M.13.a.
(1) Estimated net gains (losses) on loans attributable to changes in instrument-specific credit risk	F552		M.13.a.(1)
b. Net gains (losses) on liabilities	F553		M.13.b.
(1) Estimated net gains (losses) on liabilities attributable to changes in instrument-specific credit risk	F554		M.13.b.(1)
14. Other-than-temporary impairment losses on held-to-maturity and available-for-sale debt securities recognized in earnings (included in Schedule RI, items 6.a and 6.b) ²	J321		M.14.
<i>Memorandum item 15 is to be completed by institutions with \$1 billion or more in total assets¹ that answered "Yes" to Schedule RC-E, Part I, Memorandum item 5.</i>			
15. Components of service charges on deposit accounts in domestic offices (sum of Memorandum items 15.a through 15.d must equal Schedule RI, item 5.b):			
a. Consumer overdraft-related service charges levied on those transaction account and nontransaction savings account deposit products intended primarily for individuals for personal, household, or family use	H032		M.15.a.
b. Consumer account periodic maintenance charges levied on those transaction account and nontransaction savings account deposit products intended primarily for individuals for personal, household, or family use	H033		M.15.b.
c. Consumer customer automated teller machine (ATM) fees levied on those transaction account and nontransaction savings account deposit products intended primarily for individuals for personal, household, or family use	H034		M.15.c.
d. All other service charges on deposit accounts	H035		M.15.d.

1. The asset-size tests are based on the total assets reported in the *June 30, 2018* Report of Condition.

2. **Memorandum item 14 is to be completed only by institutions that have not adopted ASU 2016-13.**

Schedule RI-A—Changes in Bank Equity Capital

	Dollar Amounts in Thousands		RIAD	Amount	
1. Total bank equity capital most recently reported for the <i>December 31, 2018</i> , Reports of Condition and Income (i.e., after adjustments from amended Reports of Income)	3217				1.
2. Cumulative effect of changes in accounting principles and corrections of material accounting errors*	B507				2.
3. Balance end of previous calendar year as restated (sum of items 1 and 2)	B508				3.
4. Net income (loss) attributable to bank (must equal Schedule RI, item 14)	4340				4.
5. Sale, conversion, acquisition, or retirement of capital stock, net (excluding treasury stock transactions)	B509				5.
6. Treasury stock transactions, net	B510				6.
7. Changes incident to business combinations, net	4356				7.
8. LESS: Cash dividends declared on preferred stock	4470				8.
9. LESS: Cash dividends declared on common stock	4460				9.
10. Other comprehensive income ¹	B511				10.
11. Other transactions with stockholders (including a parent holding company)* (not included in items 5, 6, 8, or 9 above)	4415				11.
12. Total bank equity capital end of current period (sum of items 3 through 11) (must equal Schedule RC, item 27.a)	3210				12.

* Describe on Schedule RI-E—Explanations

1. Includes, but is not limited to, changes in net unrealized holding gains (losses) on available-for-sale securities, changes in accumulated net gains (losses) on cash flow hedges, foreign currency translation adjustments, and pension and other postretirement plan-related changes other than net periodic benefit cost.

Schedule RI-B—Charge-offs and Recoveries on Loans and Leases and Changes in Allowances for Credit Losses

Part I. Charge-offs and Recoveries on Loans and Leases

Part I includes charge-offs and recoveries through the allocated transfer risk reserve.

	(Column A) Charge-offs ¹		(Column B) Recoveries		
	Calendar Year-to-date				
	RIAD	Amount	RIAD	Amount	
Dollar Amounts in Thousands					
1. Loans secured by real estate:					
a. Construction, land development, and other land loans in domestic offices:					
(1) 1–4 family residential construction loans	C891		C892		1.a.(1)
(2) Other construction loans and all land development and other land loans	C893		C894		1.a.(2)
b. Secured by farmland in domestic offices	3584		3585		1.b.
c. Secured by 1–4 family residential properties in domestic offices:					
(1) Revolving, open-end loans secured by 1–4 family residential properties and extended under lines of credit	5411		5412		1.c.(1)
(2) Closed-end loans secured by 1–4 family residential properties:					
(a) Secured by first liens	C234		C217		1.c.(2)(a)
(b) Secured by junior liens	C235		C218		1.c.(2)(b)
d. Secured by multifamily (5 or more) residential properties in domestic offices	3588		3589		1.d.
e. Secured by nonfarm nonresidential properties in domestic offices:					
(1) Loans secured by owner-occupied nonfarm nonresidential properties	C895		C896		1.e.(1)
(2) Loans secured by other nonfarm nonresidential properties	C897		C898		1.e.(2)
f. In foreign offices	B512		B513		1.f.

1. Include write-downs arising from transfers of loans to a held-for-sale account.

Schedule RI-B—Continued

Part I—Continued

	(Column A) Charge-offs ¹		(Column B) Recoveries		
	Calendar Year-to-date				
	RIAD	Amount	RIAD	Amount	
Dollar Amounts in Thousands					
2. Not applicable					
3. Loans to finance agricultural production and other loans to farmers	4655		4665		3.
4. Commercial and industrial loans:					
a. To U.S. addressees (domicile).....	4645		4617		4.a.
b. To non-U.S. addressees (domicile).....	4646		4618		4.b.
5. Loans to individuals for household, family, and other personal expenditures:					
a. Credit cards	B514		B515		5.a.
b. Automobile loans	K129		K133		5.b.
c. Other (includes revolving credit plans other than credit cards, and other consumer loans)	K205		K206		5.c.
6. Loans to foreign governments and official institutions.....	4643		4627		6.
7. All other loans	4644		4628		7.
8. Lease financing receivables:					
a. Leases to individuals for household, family, and other personal expenditures	F185		F187		8.a.
b. All other leases.....	C880		F188		8.b.
9. Total (sum of items 1 through 8).....	4635		4605		9.

Memoranda

	(Column A) Charge-offs ¹		(Column B) Recoveries		
	Calendar Year-to-date				
	RIAD	Amount	RIAD	Amount	
Dollar Amounts in Thousands					
1. Loans to finance commercial real estate, construction, and land development activities (not secured by real estate) included in Schedule RI-B, Part I, items 4 and 7, above	5409		5410		M.1.
2. Loans secured by real estate to non-U.S. addressees (domicile) (included in Schedule RI-B, Part I, item 1, above)	4652		4662		M.2.
3. Not applicable					

Memorandum item 4 is to be completed by banks that (1) together with affiliated institutions, have outstanding credit card receivables (as defined in the instructions) that exceed \$500 million as of the report date, or (2) are credit card specialty banks as defined for Uniform Bank Performance Report purposes.

	Calendar Year-to-date		
	RIAD	Amount	
	4. Uncollectible retail credit card fees and finance charges reversed against income (i.e., not included in charge-offs against the allowance for loan and lease losses) ²	C388	

1. Include write-downs arising from transfers of loans to a held-for-sale account.
 2. Institutions that have adopted ASU 2016-13 should report in Memorandum item 4 uncollectible retail credit card fees and finance charges reversed against income (i.e. not included in charge-offs against the allowance for credit losses on loans and leases).

Schedule RI-B—Continued

Part II. Changes in Allowances for Credit Losses
See Insert A.

Dollar Amounts in Thousands	RIAD	Amount	
1. Balance most recently reported for the December 31, 2017 , Reports of Condition and Income (i.e., after adjustments from amended Reports of Income)	B522		1-
2. Recoveries (must equal Part I, item 9, column B, above)	4605		2-
3. LESS: Charge-offs (must equal Part I, item 9, column A, above less Schedule RI-B, Part II, item 4)	C079		3-
4. LESS: Write downs arising from transfers of loans to a held for sale account	5523		4-
5. Provision for loan and lease losses (must equal Schedule RI, item 4)	4230		5-
6. Adjustments* (see instructions for this schedule)	C233		6-
7. Balance end of current period (sum of items 1, 2, 5, and 6, less items 3 and 4) (must equal Schedule RC, item 4.c)	3123		7-

* Describe on Schedule RI-E—Explanations.

Memoranda

Dollar Amounts in Thousands	RIAD	Amount	
1. Allocated transfer risk reserve included in Schedule RI-B, Part II, item 7, column A , above	C435		M.1.
<i>Memorandum items 2 and 3 are to be completed by banks that (1) together with affiliated institutions, have outstanding credit card receivables (as defined in the instructions) that exceed \$500 million as of the report date, or (2) are credit card specialty banks as defined for Uniform Bank Performance Report purposes.</i>			
2. Separate valuation allowance for uncollectible retail credit card fees and finance charges	C389		M.2.
3. Amount of allowance for loan and lease losses attributable to retail credit card fees and finance charges ¹	C390		M.3.
<i>Memorandum item 4 is to be completed by all banks.</i>			
4. Amount of allowance for post-acquisition credit losses on purchased credit-impaired loans accounted for in accordance with FASB ASC 310-30 (former AICPA Statement of Position 03-3) (included in Schedule RI-B, Part II, item 7, column A , above) ²	C781		M.4.
5. Provisions for credit losses on other financial assets measured at amortized cost (not included in item 5, above) ³	JJ02		M.5.
6. Allowance for credit losses on other financial assets measured at amortized cost (not included in item 7, above) ³	RCFD	Amount	M.6.
	JJ03		

1. Institutions that have adopted ASU 2016-13 should report in Memorandum item 3 the amount of allowance for credit losses on loans and leases attributable to retail credit card fees and finance charges.
 2. Memorandum item 4 is to be completed only by institutions that have not yet adopted ASU 2016-13.
 3. Memorandum items 5 and 6 are to be completed only by institutions that have adopted ASU 2016-13.

Insert A

Part II. Changes in Allowances for Credit Losses¹

Dollar Amounts in Thousands

1. Balance most recently reported for the December 31, 2018, Reports of Condition and Income (i.e., after adjustments from amended Reports of Income).....
2. Recoveries (column A must equal Part I, item 9, column B, above)
3. LESS: Charge-offs (column A must equal Part I, item 9, column A, above less Schedule RI-B, Part II, item 4, column A).....
4. LESS: Write-downs arising from transfers of financial assets ³
5. Provisions for credit losses ^{4,5}
6. Adjustments* (see instructions for this schedule).....
7. Balance end of current period (sum of items 1, 2, 5, and 6, less items 3 and 4) (column A must equal Schedule RC, item 4.c)

Loans and leases held for investment Column A		Held-to-maturity debt securities ² Column B		Available-for-sale debt securities ² Column C	
RIAD	Amount	RIAD	Amount	RIAD	Amount
B522		JH88		JH94	
4605		JH89		JH95	
C079		JH92		JH98	
5523		JJ00		JJ01	
4230		JH90		JH96	
C233		JH91		JH97	
3123		JH93		JH99	

*Describe on Schedule RI-E—Explanations.

1. Institutions that have not yet adopted ASU 2016-13 should report changes in the allowance for loan and lease losses in column A.
2. Columns B and C are to be completed only by institutions that have adopted ASU 2016-13.
3. Institutions that have not yet adopted ASU 2016-13 should report write-downs arising from transfers of loans to a held-for-sale account in item 4, column A.
4. Institutions that have not yet adopted ASU 2016-13 should report the provision for loan and lease losses in item 5, column A, and the amount reported must equal Schedule RI, item 4.
5. For institutions that have adopted ASU 2016-13, the sum of item 5, columns A through C, plus Schedule RI-B, Part II, Memorandum item 5, below, must equal Schedule RI, item 4.

Schedule RI-C—Disaggregated Data on the Allowance for Loan and Lease Losses

Schedule RI-C is to be completed by institutions with \$1 billion or more in total assets.¹

Part I. Disaggregated Data on the Allowance for Loan and Lease Losses²

Dollar Amounts in Thousands	(Column A) Recorded Investment: Individually Evaluated for Impairment and Determined to be Impaired (ASC 310-10-35)		(Column B) Allowance Balance: Individually Evaluated for Impairment and Determined to be Impaired (ASC 310-10-35)		(Column C) Recorded Investment: Collectively Evaluated for Impairment (ASC 450-20)		(Column D) Allowance Balance: Collectively Evaluated for Impairment (ASC 450-20)		(Column E) Recorded Investment: Purchased Credit-Impaired Loans (ASC 310-30)		(Column F) Allowance Balance: Purchased Credit-Impaired Loans (ASC 310-30)	
	RCFD	Amount	RCFD	Amount	RCFD	Amount	RCFD	Amount	RCFD	Amount	RCFD	Amount
1. Real estate loans:												
a. Construction loans	M708		M709		M710		M711		M712		M713	
b. Commercial real estate loans	M714		M715		M716		M717		M719		M720	
c. Residential real estate loans	M721		M722		M723		M724		M725		M726	
2. Commercial loans ³	M727		M728		M729		M730		M731		M732	
3. Credit cards	M733		M734		M735		M736		M737		M738	
4. Other consumer loans	M739		M740		M741		M742		M743		M744	
5. Unallocated, if any							M745					
6. Total (sum of items 1.a. through 5) ⁴	M746		M747		M748		M749		M750		M751	

1. The \$1 billion asset-size test is based on the total assets reported on the *June 30, 2018*, Report of Condition.

2. **Only institutions that have not yet adopted ASU 2016-13 are to complete Schedule RI-C, Part I.**

3. Include all loans and leases not reported as real estate loans, credit cards, or other consumer loans in items 1, 3, or 4 of Schedule RI-C.

4. The sum of item 6, columns B, D, and F, must equal Schedule RC, item 4.c. Item 6, column E, must equal Schedule RC-C, Part I, Memorandum item 7.b. Item 6, column F, must equal Schedule RI-B, Part II, Memorandum item 4.

Insert B: Part II. Disaggregated Data on the Allowances for Credit Losses

Insert B:

Part II. Disaggregated Data on the Allowances for Credit Losses¹

Schedule RI-C, Part II, is to be completed by institutions with \$1 billion or more in total assets.²

Dollar Amounts in Thousands	Amortized Cost (Column A)		Allowance Balance (Column B)		
	RCFD	Amount	RCFD	Amount	
Loans and Leases, Held for Investment:					
1. Real estate loans:					
a. Construction loans.....	JJ04		JJ12		1.a.
b. Commercial real estate loans.....	JJ05		JJ13		1.b.
c. Residential real estate loans.....	JJ06		JJ14		1.c.
2. Commercial loans ³	JJ07		JJ15		2.
3. Credit cards	JJ08		JJ16		3.
4. Other consumer loans.....	JJ09		JJ17		4.
5. Unallocated.....			JJ18		5.
6. Total (sum of items 1.a. through 5) ⁴	JJ11		JJ19		6.

Dollar Amounts in Thousands	Allowance Balance		
	RCFD	Amount	
Held-To-Maturity Securities:			
7. Securities issued by states and political subdivisions in the U.S.....	JJ20		7.
8. Total mortgage-backed securities (MBS) (including CMOs, REMICs and stripped MBS).....	JJ21		8.
9. Asset-backed securities and structured financial products.....	JJ23		9.
10. Other debt securities.....	JJ24		10.
11. Total (sum of items 7 through 10) ⁵	JJ25		11.

1. Only institutions that have adopted ASU 2016-13 are to complete Schedule RI-C, Part II.
 2. The \$1 billion asset size test is based on the total assets reported on the *June 30, 2018*, Report of Condition.
 3. Include all loans and leases not reported as real estate loans, credit cards, or other consumer loans in items 1, 3, or 4 of Schedule RI-C, Part II.
 4. Item 6, column B, must equal schedule RC, item 4.c.
 5. Item 11 must equal Schedule RI-B, Part II, item 7, column B.

Schedule RI-D—Income from Foreign Offices

For all banks with foreign offices (including Edge or Agreement subsidiaries and IBFs) and total foreign office assets of \$10 billion or more where foreign office revenues, assets, or net income exceed 10 percent of consolidated total revenues, total assets, or net income.

	Dollar Amounts in Thousands	Year-to-date		
		RIAD	Amount	
1. Total interest income in foreign offices		C899		1.
2. Total interest expense in foreign offices		C900		2.
3. Provision for loan and lease losses in foreign offices ¹		KW02		3.
4. Noninterest income in foreign offices:				
a. Trading revenue		C902		4.a.
b. Investment banking, advisory, brokerage, and underwriting fees and commissions		C903		4.b.
c. Net securitization income		C904		4.c.
d. Other noninterest income		C905		4.d.
5. Realized gains (losses) on held-to-maturity and available-for-sale securities ²		JA28		5.
6. Total noninterest expense in foreign offices		C907		6.
7. Adjustments to pretax income in foreign offices for internal allocations to foreign offices to reflect the effects of equity capital on overall bank funding costs		C908		7.
8. Applicable income taxes (on items 1 through 7)		C909		8.
9. Discontinued operations, net of applicable income taxes, in foreign offices		GW64		9.
10. Net income attributable to foreign offices before eliminations arising from consolidation (item 1 plus or minus items 2 through 9)		C911		10.
11. Not applicable				
12. Eliminations arising from the consolidation of foreign offices with domestic offices		C913		12.
13. Consolidated net income attributable to foreign offices (sum of items 10 and 12)		C914		13.

1. Institutions that have adopted ASU 2016-13 should report the provisions for credit losses in foreign offices for all financial assets that fall within the scope of the standard in item 3.

2. For institutions that have adopted ASU 2016-01, which includes provisions governing the accounting for investments in equity securities, include realized and unrealized gains (losses) (and all other value changes) on equity securities and other equity investments in foreign offices not held for trading that are included in Schedule RI, item 8.b.

Schedule RI-E—Explanations

Schedule RI-E is to be completed each quarter on a calendar year-to-date basis.

Detail all adjustments in Schedule RI-A and RI-B, all discontinued operations in Schedule RI, and all significant items of other noninterest income and other noninterest expense in Schedule RI. (See instructions for details.)

	Dollar Amounts in Thousands	Year-to-date		
		RIAD	Amount	
1. Other noninterest income (from Schedule RI, item 5.l)				
Itemize and describe amounts greater than \$100,000 that exceed 7 percent of Schedule RI, item 5.l:				
a.	Income and fees from the printing and sale of checks	C013		1.a.
b.	Earnings on/increase in value of cash surrender value of life insurance	C014		1.b.
c.	Income and fees from automated teller machines (ATMs)	C016		1.c.
d.	Rent and other income from other real estate owned	4042		1.d.
e.	Safe deposit box rent	C015		1.e.
f.	Bank card and credit card interchange fees	F555		1.f.
g.	Income and fees from wire transfers not reportable as service charges on deposit accounts	T047		1.g.
h.	<input type="text" value="TEXT 4461"/>	4461		1.h.
i.	<input type="text" value="TEXT 4462"/>	4462		1.i.
j.	<input type="text" value="TEXT 4463"/>	4463		1.j.
2. Other noninterest expense (from Schedule RI, item 7.d)				
Itemize and describe amounts greater than \$100,000 that exceed 7 percent of Schedule RI, item 7.d:				
a.	Data processing expenses	C017		2.a.
b.	Advertising and marketing expenses	0497		2.b.
c.	Directors' fees	4136		2.c.
d.	Printing, stationery, and supplies	C018		2.d.
e.	Postage	8403		2.e.
f.	Legal fees and expenses	4141		2.f.
g.	FDIC deposit insurance assessments	4146		2.g.
h.	Accounting and auditing expenses	F556		2.h.
i.	Consulting and advisory expenses	F557		2.i.
j.	Automated teller machine (ATM) and interchange expenses	F558		2.j.
k.	Telecommunications expenses	F559		2.k.
l.	Other real estate owned expenses	Y923		2.l.
m.	Insurance expenses (not included in employee expenses, premises and fixed asset expenses, and other real estate owned expenses)	Y924		2.m.
n.	<input type="text" value="TEXT 4464"/>	4464		2.n.
o.	<input type="text" value="TEXT 4467"/>	4467		2.o.
p.	<input type="text" value="TEXT 4468"/>	4468		2.p.
3. Discontinued operations and applicable income tax effect (from Schedule RI, item 11)				
(itemize and describe each discontinued operation):				
a.	(1) <input type="text" value="TEXT FT29"/>	FT29		3.a.(1)
	(2) Applicable income tax effect	FT30		3.a.(2)
b.	(1) <input type="text" value="TEXT FT31"/>	FT31		3.b.(1)
	(2) Applicable income tax effect	FT32		3.b.(2)

Schedule RI-E—Continued

	Dollar Amounts in Thousands	Year-to-date		
		RIAD	Amount	
4. Cumulative effect of changes in accounting principles and corrections of material accounting errors (from Schedule RI-A, item 2) (itemize and describe all such effects):				
c. <input type="text" value="B526"/>		B526		4.c.
d. <input type="text" value="B527"/>		B527		4.d.
5. Other transactions with stockholders (including parent holding company) (from Schedule RI-A, item 11) (itemize and describe all such transactions):				
a. <input type="text" value="4498"/>		4498		5.a.
b. <input type="text" value="4499"/>		4499		5.b.
6. Adjustments to allowances for credit losses ³ (from Schedule RI-B, Part II, item 6) (itemize and describe all adjustments):				
c. <input type="text" value="4521"/>		4521		6.c.
d. <input type="text" value="4522"/>		4522		6.d.

7. Other explanations (the space below is provided for the bank to briefly describe, at its option, any other significant items affecting the Report of Income):

RIAD	Yes	No
4769		

Comments?

7.

Other explanations (please type or print clearly):

(TEXT 4769)

4.a. Effect of adoption of Current Expected Credit Losses Methodology - ASU 2016-13 ^{1,2}	JJ26		4.a.
4.b. Effect of adoption of lease accounting standard - ASC Topic 842.....	KW17		4.b.

6.a. Initial allowances for credit losses recognized upon the acquisition of purchased credit-deteriorated assets on or after the effective date of ASU 2016-13 ¹	JJ27		6.a.
6.b. Effect of adoption of current expected credit losses methodology on allowances for credit losses on loans and leases held for investment and held-to-maturity debt securities ^{1,2}	JJ28		6.b.

1. Only institutions that have adopted ASU 2016-13 should report amounts in items 4.a, 6.a and 6.b, if applicable.
 2. An institution should complete item 4.a and item 6.b in the quarter that it adopts ASU 2016-13 and in the quarter-end Call Reports for the remainder of that calendar year only.
 3. Institutions that have not adopted ASU 2016-13 should report adjustments to allowance for loan and lease losses in item 6, if applicable.

Consolidated Report of Condition for Insured Banks and Savings Associations for **March 31, 2019**

All schedules are to be reported in thousands of dollars. Unless otherwise indicated, report the amount outstanding as of the last business day of the quarter.

Schedule RC—Balance Sheet

		Dollar Amounts in Thousands	RCFD	Amount	
Assets					
1.	Cash and balances due from depository institutions (from Schedule RC-A):				
a.	Noninterest-bearing balances and currency and coin ¹		0081		1.a.
b.	Interest-bearing balances ²		0071		1.b.
2.	Securities:				
a.	Held-to-maturity securities (from Schedule RC-B, column A) ³		JJ34		2.a.
b.	Available-for-sale securities (from Schedule RC-B, column D).....		1773		2.b.
c.	Equity securities with readily determinable fair values not held for trading ⁴		JA22		2.c.
3.	Federal funds sold and securities purchased under agreements to resell:				
a.	Federal funds sold in domestic offices	RCON	B987		3.a.
b.	Securities purchased under agreements to resell ^{5,6}	RCFD	B989		3.b.
4.	Loans and lease financing receivables (from Schedule RC-C):		RCFD		
a.	Loans and leases held for sale		5369		4.a.
b.	Loans and leases held for investment	B528			4.b.
c.	LESS: Allowance for loan and lease losses ⁷	3123			4.c.
d.	Loans and leases held for investment, net of allowance (item 4.b minus 4.c).....		B529		4.d.
5.	Trading assets (from Schedule RC-D)		3545		5.
6.	Premises and fixed assets (including capitalized leases)		2145		6.
7.	Other real estate owned (from Schedule RC-M).....		2150		7.
8.	Investments in unconsolidated subsidiaries and associated companies		2130		8.
9.	Direct and indirect investments in real estate ventures		3656		9.
10.	Intangible assets (from Schedule RC-M)		2143		10.
11.	Other assets (from Schedule RC-F) ⁶		2160		11.
12.	Total assets (sum of items 1 through 11).....		2170		12.
Liabilities					
13.	Deposits:		RCON		
a.	In domestic offices (sum of totals of columns A and C from Schedule RC-E, Part I)		2200		13.a.
(1)	Noninterest-bearing ⁸	RCON	6631		13.a.(1)
(2)	Interest-bearing.....	RCON	6636		13.a.(2)
b.	In foreign offices, Edge and Agreement subsidiaries, and IBFs (from Schedule RC-E, Part II).....		RCFN	2200	13.b.
(1)	Noninterest-bearing	RCFN	6631		13.b.(1)
(2)	Interest-bearing.....	RCFN	6636		13.b.(2)
14.	Federal funds purchased and securities sold under agreements to repurchase:				
a.	Federal funds purchased in domestic offices ⁹	RCON	B993		14.a.
b.	Securities sold under agreements to repurchase ¹⁰	RCFD	B995		14.b.
15.	Trading liabilities (from Schedule RC-D).....		RCFD	3548	15.
16.	Other borrowed money (includes mortgage indebtedness and obligations under capitalized leases) (from Schedule RC-M).....		RCFD	3190	16.
17.	and 18. Not applicable				

1. Includes cash items in process of collection and unposted debits.
2. Includes time certificates of deposit not held for trading.
3. Institutions that have adopted ASU 2016-13 should report in item 2.a amounts net of any applicable allowance for credit losses, and item 2.a should equal to Schedule RC-B, item 8, column A less Schedule RI-B, Part II, item 7, column B.
4. Item 2.c is to be completed only by institutions that have adopted ASU 2016-01, which includes provisions governing the accounting for investments in equity securities. See the instructions for further detail on ASU 2016-01.
5. Includes all securities resale agreements, regardless of maturity.
6. Institutions that have adopted ASU 2016-13 should report in items 3.b and 11 amounts net of any applicable allowance for credit losses.
7. Institutions that have adopted ASU 2016-13 should report in item 4.c the allowance for credit losses on loans and leases.
8. Includes noninterest-bearing demand, time, and savings deposits.
9. Report overnight Federal Home Loan Bank advances in Schedule RC, item 16, "Other borrowed money."
10. Includes all securities repurchase agreements, regardless of maturity.

Schedule RC—Continued

Dollar Amounts in Thousands	RCFD	Amount	
Liabilities—Continued			
19. Subordinated notes and debentures ¹	3200		19.
20. Other liabilities (from Schedule RC-G)	2930		20.
21. Total liabilities (sum of items 13 through 20)	2948		21.
22. Not applicable			
Equity Capital			
Bank Equity Capital			
23. Perpetual preferred stock and related surplus	3838		23.
24. Common stock	3230		24.
25. Surplus (exclude all surplus related to preferred stock)	3839		25.
26. a. Retained earnings	3632		26.a.
b. Accumulated other comprehensive income ²	B530		26.b.
c. Other equity capital components ³	A130		26.c.
27. a. Total bank equity capital (sum of items 23 through 26.c)	3210		27.a.
b. Noncontrolling (minority) interests in consolidated subsidiaries	3000		27.b.
28. Total equity capital (sum of items 27.a and 27.b)	G105		28.
29. Total liabilities and equity capital (sum of items 21 and 28)	3300		29.

Memoranda

To be reported with the March Report of Condition.

1. Indicate in the box at the right the number of the statement below that best describes the most comprehensive level of auditing work performed for the bank by independent external auditors as of any date during **2018**

RCFD	Number
6724	

M.1.

- | | |
|--|--|
| <p>1a = An integrated audit of the reporting institution's financial statements and its internal control over financial reporting conducted in accordance with the standards of the American Institute of Certified Public Accountants (AICPA) or Public Company Accounting Oversight Board (PCAOB) by an independent public accountant that submits a report on the institution</p> <p>1b = An audit of the reporting institution's financial statements only conducted in accordance with the auditing standards of the AICPA or the PCAOB by an independent public accountant that submits a report on the institution</p> <p>2a = An integrated audit of the reporting institution's parent holding company's consolidated financial statements and its internal control over financial reporting conducted in accordance with the standards of the AICPA or the PCAOB by an independent public accountant that submits a report on the consolidated holding company (but not on the institution separately)</p> | <p>2b = An audit of the reporting institution's parent holding company's consolidated financial statements only conducted in accordance with the auditing standards of the AICPA or the PCAOB by an independent public accountant that submits a report on the consolidated holding company (but not on the institution separately)</p> <p>3 = This number is not to be used</p> <p>4 = Directors' examination of the bank conducted in accordance with generally accepted auditing standards by a certified public accounting firm (may be required by state-chartering authority)</p> <p>5 = Directors' examination of the bank performed by other external auditors (may be required by state-chartering authority)</p> <p>6 = Review of the bank's financial statements by external auditors</p> <p>7 = Compilation of the bank's financial statements by external auditors</p> <p>8 = Other audit procedures (excluding tax preparation work)</p> <p>9 = No external audit work</p> |
|--|--|

To be reported with the March Report of Condition.

2. Bank's fiscal year-end date (report the date in MMDD format)

RCON	Date
8678	

M.2.

1. Includes limited-life preferred stock and related surplus.
 2. Includes, but is not limited to, net unrealized holding gains (losses) on available-for-sale securities, accumulated net gains (losses) on cash flow hedges, cumulative foreign currency translation adjustments, and accumulated defined benefit pension and other postretirement plan adjustments.
 3. Includes treasury stock and unearned Employee Stock Ownership Plan shares.

Schedule RC-A—Cash and Balances Due from Depository Institutions

Exclude assets held for trading.

Dollar Amounts in Thousands	(Column A) Consolidated Bank		(Column B) Domestic Offices		
	RCFD	Amount	RCON	Amount	
1. Cash items in process of collection, unposted debits, and currency and coin	0022				1.
a. Cash items in process of collection and unposted debits			0020		1.a.
b. Currency and coin			0080		1.b.
2. Balances due from depository institutions in the U.S.	0082		0082		2.
3. Balances due from banks in foreign countries and foreign central banks ..	0070		0070		3.
4. Balances due from Federal Reserve Banks	0090		0090		4.
5. Total (sum of items 1 through 4) (total of column A must equal Schedule RC, sum of items 1.a and 1.b).....	0010		0010		5.

Schedule RC-B—Securities

Exclude assets held for trading.

Dollar Amounts in Thousands	Held-to-maturity				Available-for-sale				
	(Column A) Amortized Cost		(Column B) Fair Value		(Column C) Amortized Cost		(Column D) Fair Value		
	RCFD	Amount	RCFD	Amount	RCFD	Amount	RCFD	Amount	
1. U.S. Treasury securities	0211		0213		1286		1287		1.
2. U.S. Government agency and sponsored agency obligations (exclude mortgage-backed securities) ¹ ..	HT50		HT51		HT52		HT53		2.
3. Securities issued by states and political subdivisions in the U.S.....	8496		8497		8498		8499		3.

1. Includes Small Business Administration "Guaranteed Loan Pool Certificates"; U.S. Maritime Administration obligations; Export-Import Bank participation certificates; and obligations (other than mortgage-backed securities) issued by the Farm Credit System, the Federal Home Loan Bank System, the Federal Home Loan Mortgage Corporation, the Federal National Mortgage Association, the Financing Corporation, Resolution Funding Corporation, the Student Loan Marketing Association, and the Tennessee Valley Authority.

Schedule RC-B—Continued

Dollar Amounts in Thousands	Held-to-maturity				Available-for-sale				
	(Column A) Amortized Cost		(Column B) Fair Value		(Column C) Amortized Cost		(Column D) Fair Value		
	RCFD	Amount	RCFD	Amount	RCFD	Amount	RCFD	Amount	
4. Mortgage-backed securities (MBS):									
a. Residential mortgage pass-through securities:									
(1) Guaranteed by GNMA	G300		G301		G302		G303		4.a.(1)
(2) Issued by FNMA and FHLMC.....	G304		G305		G306		G307		4.a.(2)
(3) Other pass-through securities .	G308		G309		G310		G311		4.a.(3)
b. Other residential mortgage-backed securities (include CMOs, REMICs, and stripped MBS):									
(1) Issued or guaranteed by U.S. Government agencies or sponsored agencies ¹	G312		G313		G314		G315		4.b.(1)
(2) Collateralized by MBS issued or guaranteed by U.S. Government agencies or sponsored agencies ¹	G316		G317		G318		G319		4.b.(2)
(3) All other residential MBS ...	G320		G321		G322		G323		4.b.(3)
c. Commercial MBS									
(1) Commercial mortgage pass-through securities:									
(a) Issued or guaranteed by FNMA, FHLMC, or GNMA.....	K142		K143		K144		K145		4.c.(1)(a)
(b) Other pass-through securities.....	K146		K147		K148		K149		4.c.(1)(b)

1. U.S. Government agencies include, but are not limited to, such agencies as the Government National Mortgage Association (GNMA), the Federal Deposit Insurance Corporation (FDIC), and the National Credit Union Administration (NCUA). U.S. Government-sponsored agencies include, but are not limited to, such agencies as the Federal Home Loan Mortgage Corporation (FHLMC) and the Federal National Mortgage Association (FNMA).

Schedule RC-B—Continued

Dollar Amounts in Thousands	Held-to-maturity				Available-for-sale				
	(Column A) Amortized Cost		(Column B) Fair Value		(Column C) Amortized Cost		(Column D) Fair Value		
	RCFD	Amount	RCFD	Amount	RCFD	Amount	RCFD	Amount	
4. c. (2) Other commercial MBS:									
(a) Issued or guaranteed by U.S. Government agencies or sponsored agencies ¹	K150		K151		K152		K153		4.c.(2)(a)
(b) All other commercial MBS	K154		K155		K156		K157		4.c.(2)(b)
5. Asset-backed securities and structured financial products:									
a. Asset-backed securities (ABS).....	C026		C988		C989		C027		5.a.
b. Structured financial products	HT58		HT59		HT60		HT61		5.b.
6. Other debt securities:									
a. Other domestic debt securities	1737		1738		1739		1741		6.a.
b. Other foreign debt securities	1742		1743		1744		1746		6.b.
7. Investments in mutual funds and other equity securities with readily determinable fair values ^{2,3}					A510		A511		7.
8. Total (sum of items 1 through 7) (total of column A must equal Schedule RC, item 2.a) (total of column D must equal Schedule RC, item 2.b) ⁴	1754		1771		1772		1773		8.

1. U.S. Government agencies include, but are not limited to, such agencies as the Government National Mortgage Association (GNMA), the Federal Deposit Insurance Corporation (FDIC), and the National Credit Union Administration (NCUA). U.S. Government-sponsored agencies include, but are not limited to, such agencies as the Federal Home Loan Mortgage Corporation (FHLMC) and the Federal National Mortgage Association (FNMA).

2. Report Federal Reserve stock, Federal Home Loan Bank stock, and bankers' bank stock in Schedule RC-F, item 4.

3. Item 7 is to be completed only by institutions that have not adopted ASU 2016-01, which includes provisions governing the accounting for investments in equity securities. See the instructions for further detail on ASU 2016-01.

4. For institutions that have adopted ASU 2016-13, the total reported in column A must equal Schedule RC, item 2.a, plus Schedule RI-B, Part II, item 7, column B. For institutions that have not adopted ASU 2016-13, the total reported in column A must equal Schedule RC, item 2.a. For all institutions, the total reported in column D must equal Schedule RC, item 2.b.

Schedule RC-B—Continued

Memoranda

	Dollar Amounts in Thousands		
	RCFD	Amount	
1. Pledged securities ¹	0416		M.1.
2. Maturity and repricing data for debt securities ^{1, 2} (excluding those in nonaccrual status):			
a. Securities issued by the U.S. Treasury, U.S. Government agencies, and states and political subdivisions in the U.S.; other non-mortgage debt securities; and mortgage pass-through securities other than those backed by closed-end first lien 1–4 family residential mortgages with a remaining maturity or next repricing date of: ^{3, 4}			
(1) Three months or less	A549		M.2.a.(1)
(2) Over three months through 12 months	A550		M.2.a.(2)
(3) Over one year through three years	A551		M.2.a.(3)
(4) Over three years through five years	A552		M.2.a.(4)
(5) Over five years through 15 years	A553		M.2.a.(5)
(6) Over 15 years	A554		M.2.a.(6)
b. Mortgage pass-through securities backed by closed-end first lien 1–4 family residential mortgages with a remaining maturity or next repricing date of: ^{3, 5}			
(1) Three months or less	A555		M.2.b.(1)
(2) Over three months through 12 months	A556		M.2.b.(2)
(3) Over one year through three years	A557		M.2.b.(3)
(4) Over three years through five years	A558		M.2.b.(4)
(5) Over five years through 15 years	A559		M.2.b.(5)
(6) Over 15 years	A560		M.2.b.(6)
c. Other mortgage-backed securities (include CMOs, REMICs, and stripped MBS; exclude mortgage pass-through securities) with an expected average life of: ⁶			
(1) Three years or less	A561		M.2.c.(1)
(2) Over three years	A562		M.2.c.(2)
d. Debt securities with a REMAINING MATURITY of one year or less (included in Memorandum items 2.a through 2.c above).....	A248		M.2.d.
<i>Memorandum item 3 is to be completed semiannually in the June and December reports only.</i>			
3. Amortized cost of held-to-maturity securities sold or transferred to available-for-sale or trading securities during the calendar year-to-date (report the amortized cost at date of sale or transfer)....	1778		M.3.
4. Structured notes (included in the held-to-maturity and available-for-sale accounts in Schedule RC-B, items 2, 3, 5, and 6):			
a. Amortized cost	8782		M.4.a.
b. Fair value	8783		M.4.b.

1. Includes held-to-maturity securities at amortized cost and available-for-sale securities at fair value.
2. Exclude investments in mutual funds and other equity securities with readily determinable fair values.
3. Report fixed-rate debt securities by remaining maturity and floating-rate debt securities by next repricing date.
4. Sum of Memorandum items 2.a.(1) through 2.a.(6) plus any nonaccrual debt securities in the categories of debt securities reported in Memorandum item 2.a that are included in Schedule RC-N, item 10, column C, must equal Schedule RC-B, sum of items 1, 2, 3, 4.c.(1), 5, and 6, columns A and D, plus residential mortgage pass-through securities other than those backed by closed-end first lien 1–4 family residential mortgages included in Schedule RC-B, item 4.a, columns A and D.
5. Sum of Memorandum items 2.b.(1) through 2.b.(6) plus any nonaccrual mortgage pass-through securities backed by closed-end first lien 1–4 family residential mortgages included in Schedule RC-N, item 10, column C, must equal Schedule RC-B, item 4.a, sum of columns A and D, less the amount of residential mortgage pass-through securities other than those backed by closed-end first lien 1–4 family residential mortgages included in Schedule RC-B, item 4.a, columns A and D.
6. Sum of Memorandum items 2.c.(1) and 2.c.(2) plus any nonaccrual “Other mortgage-backed securities” included in Schedule RC-N, item 10, column C, must equal Schedule RC-B, sum of items 4.b and 4.c.(2), columns A and D.

Schedule RC-B—Continued

Memoranda—Continued

Dollar Amounts in Thousands	Held-to-maturity				Available-for-sale				
	(Column A) Amortized Cost		(Column B) Fair Value		(Column C) Amortized Cost		(Column D) Fair Value		
	RCFD	Amount	RCFD	Amount	RCFD	Amount	RCFD	Amount	
<i>Memorandum items 5.a through 5.f and 6.a through 6.g are to be completed by banks with \$10 billion or more in total assets.¹</i>									
5. Asset-backed securities (ABS) (for each column, sum of Memorandum items 5.a through 5.f must equal Schedule RC-B, item 5.a):									
a. Credit card receivables.....									
	B838		B839		B840		B841		M.5.a.
b. Home equity lines									
	B842		B843		B844		B845		M.5.b.
c. Automobile loans									
	B846		B847		B848		B849		M.5.c.
d. Other consumer loans ...									
	B850		B851		B852		B853		M.5.d.
e. Commercial and industrial loans									
	B854		B855		B856		B857		M.5.e.
f. Other									
	B858		B859		B860		B861		M.5.f.
6. Structured financial products by underlying collateral or reference assets (for each column, sum of Memorandum items 6.a through 6.g must equal Schedule RC-B, item 5.b.):									
a. Trust preferred securities issued by financial institutions									
	G348		G349		G350		G351		M.6.a.
b. Trust preferred securities issued by real estate investment trusts									
	G352		G353		G354		G355		M.6.b.
c. Corporate and similar loans									
	G356		G357		G358		G359		M.6.c.
d. 1–4 family residential MBS issued or guaranteed by U.S. Government-sponsored enterprises (GSEs).....									
	G360		G361		G362		G363		M.6.d.
e. 1–4 family residential MBS not issued or guaranteed by GSEs...									
	G364		G365		G366		G367		M.6.e.
f. Diversified (mixed) pools of structured financial products									
	G368		G369		G370		G371		M.6.f.
g. Other collateral or reference assets									
	G372		G373		G374		G375		M.6.g.

1. The \$10 billion asset-size test is based on the total assets reported on the *June 30, 2018*, Report of Condition.

Schedule RC-C—Loans and Lease Financing Receivables

Part I. Loans and Leases

Do not deduct the allowance for loan and lease losses or the allocated transfer risk reserve from amounts reported in this schedule¹. Report (1) loans and leases held for sale at the lower of cost or fair value, (2) loans and leases held for investment, net of unearned income, and (3) loans and leases accounted for at fair value under a fair value option. Exclude assets held for trading and commercial paper.

Dollar Amounts in Thousands	(Column A) Consolidated Bank		(Column B) Domestic Offices		
	RCFD	Amount	RCON	Amount	
1. Loans secured by real estate: ²	1410				1.
a. Construction, land development, and other land loans:					
(1) 1–4 family residential construction loans	F158		F158		1.a.(1)
(2) Other construction loans and all land development and other land loans	F159		F159		1.a.(2)
b. Secured by farmland (including farm residential and other improvements)	1420		1420		1.b.
c. Secured by 1–4 family residential properties:					
(1) Revolving, open-end loans secured by 1–4 family residential properties and extended under lines of credit	1797		1797		1.c.(1)
(2) Closed-end loans secured by 1–4 family residential properties:					
(a) Secured by first liens	5367		5367		1.c.(2)(a)
(b) Secured by junior liens	5368		5368		1.c.(2)(b)
d. Secured by multifamily (5 or more) residential properties	1460		1460		1.d.
e. Secured by nonfarm nonresidential properties:					
(1) Loans secured by owner-occupied nonfarm nonresidential properties	F160		F160		1.e.(1)
(2) Loans secured by other nonfarm nonresidential properties	F161		F161		1.e.(2)
2. Loans to depository institutions and acceptances of other banks:					
a. To commercial banks in the U.S.:			B531		2.a.
(1) To U.S. branches and agencies of foreign banks	B532				2.a.(1)
(2) To other commercial banks in the U.S.	B533				2.a.(2)
b. To other depository institutions in the U.S.	B534		B534		2.b.
c. To banks in foreign countries:			B535		2.c.
(1) To foreign branches of other U.S. banks	B536				2.c.(1)
(2) To other banks in foreign countries	B537				2.c.(2)
3. Loans to finance agricultural production and other loans to farmers	1590		1590		3.
4. Commercial and industrial loans:					
a. To U.S. addressees (domicile)	1763		1763		4.a.
b. To non-U.S. addressees (domicile)	1764		1764		4.b.
5. Not applicable					
6. Loans to individuals for household, family, and other personal expenditures (i.e., consumer loans) (includes purchased paper):					
a. Credit cards	B538		B538		6.a.
b. Other revolving credit plans	B539		B539		6.b.
c. Automobile loans	K137		K137		6.c.
d. Other consumer loans (includes single payment and installment loans other than automobile loans, and all student loans)	K207		K207		6.d.
7. Loans to foreign governments and official institutions (including foreign central banks)	2081		2081		7.
8. Obligations (other than securities and leases) of states and political subdivisions in the U.S.	2107		2107		8.

1. Institutions that have adopted ASU 2016-13 should not deduct the allowance for credit losses on loans and leases or the allocated transfer risk reserve from amounts reported on this schedule.

2. When reporting “Loans secured by real estate,” “large institutions” and “highly complex institutions,” as defined for deposit insurance assessment purposes in FDIC regulations, should complete items 1.a.(1) through 1.e.(2) in columns A and B (but not item 1 in column A); all other institutions should complete item 1 in column A and items 1.a.(1) through 1.e.(2) in column B (but not items 1.a.(1) through 1.e.(2) in column A).

Schedule RC-C—Continued

Part I—Continued

	(Column A) Consolidated Bank		(Column B) Domestic Offices		
	RCFD	Amount	RCON	Amount	
Dollar Amounts in Thousands					
9. Loans to nondepository financial institutions and other loans:	1563				9.
a. Loans to nondepository financial institutions			J454		9.a.
b. Other loans:					
(1) Loans for purchasing or carrying securities (secured and unsecured)			1545		9.b.(1)
(2) All other loans (exclude consumer loans)			J451		9.b.(2)
10. Lease financing receivables (net of unearned income):			2165		10.
a. Leases to individuals for household, family, and other personal expenditures (i.e., consumer leases)	F162				10.a.
b. All other leases	F163				10.b.
11. LESS: Any unearned income on loans reflected in items 1-9 above	2123		2123		11.
12. Total loans and leases held for investment and held for sale ¹ (item 12, column A must equal Schedule RC, sum of items 4.a and 4.b) ..	2122		2122		12.

Memoranda

	Dollar Amounts in Thousands		
	RCON	Amount	
1. Loans restructured in troubled debt restructurings that are in compliance with their modified terms (included in Schedule RC-C, Part I, and not reported as past due or nonaccrual in Schedule RC-N, Memorandum item 1):			
a. Construction, land development, and other land loans in domestic offices:			
(1) 1–4 family residential construction loans	K158		M.1.a.(1)
(2) Other construction loans and all land development and other land loans	K159		M.1.a.(2)
b. Loans secured by 1–4 family residential properties in domestic offices	F576		M.1.b.
c. Secured by multifamily (5 or more) residential properties in domestic offices	K160		M.1.c.
d. Secured by nonfarm nonresidential properties in domestic offices:			
(1) Loans secured by owner-occupied nonfarm nonresidential properties	K161		M.1.d.(1)
(2) Loans secured by other nonfarm nonresidential properties	K162		M.1.d.(2)
e. Commercial and industrial loans:	RCFD		
(1) To U.S. addressees (domicile)	K163		M.1.e.(1)
(2) To non-U.S. addressees (domicile)	K164		M.1.e.(2)
f. All other loans (include loans to individuals for household, family, and other personal expenditures)	K165		M.1. f.
<i>Itemize loan categories included in Memorandum item 1.f, above that exceed 10 percent of total loans restructured in troubled debt restructurings that are in compliance with their modified terms (sum of Memorandum items 1.a through 1.f):</i>			
	RCON		
	K166		M.1. f.(1)
	RCFD		
(1) Loans secured by farmland in domestic offices			
(2) Not applicable			
(3) Loans to finance agricultural production and other loans to farmers	K168		M.1. f.(3)
(4) Loans to individuals for household, family, and other personal expenditures:			
(a) Credit card	K098		M.1. f.(4)(a)
(b) Automobile loans	K203		M.1. f.(4)(b)
(c) Other (includes revolving credit plans other than credit cards, and other consumer loans)	K204		M.1. f.(4)(c)
g. Total loans restructured in troubled debt restructurings that are in compliance with their modified terms (sum of Memorandum items 1.a.(1) through 1.f)	HK25		M.1. g.

1. For "large institutions" and "highly complex institutions," as defined for deposit insurance assessment purposes in FDIC regulations, item 12, column A, must equal the sum of items 1.a.(1) through 10.b, column A, less item 11, column A. For all other institutions, item 12, column A, must equal the sum of item 1 and items 2.a.(1) through 10.b, column A, less item 11, column A. For all institutions, item 12, column B, must equal the sum of items 1.a.(1) through 10, column B, less item 11, column B.

Schedule RC-C—Continued

Part I—Continued

Memoranda—Continued

Dollar Amounts in Thousands	RCON	Amount	
2. Maturity and repricing data for loans and leases (excluding those in nonaccrual status):			
a. Closed-end loans secured by first liens on 1–4 family residential properties in domestic offices (reported in Schedule RC-C, Part I, item 1.c.(2)(a), column B) with a remaining maturity or next repricing date of: ^{1,2}			
(1) Three months or less	A564		M.2.a.(1)
(2) Over three months through 12 months	A565		M.2.a.(2)
(3) Over one year through three years	A566		M.2.a.(3)
(4) Over three years through five years	A567		M.2.a.(4)
(5) Over five years through 15 years	A568		M.2.a.(5)
(6) Over 15 years	A569		M.2.a.(6)
b. All loans and leases (reported in Schedule RC-C, Part I, items 1 through 10, column A) EXCLUDING closed-end loans secured by first liens on 1–4 family residential properties in domestic offices (reported in Schedule RC-C, Part I, item 1.c.(2)(a), column B) with a remaining maturity or next repricing date of: ^{1,3}			
	RCFD		
(1) Three months or less	A570		M.2.b.(1)
(2) Over three months through 12 months	A571		M.2.b.(2)
(3) Over one year through three years	A572		M.2.b.(3)
(4) Over three years through five years	A573		M.2.b.(4)
(5) Over five years through 15 years	A574		M.2.b.(5)
(6) Over 15 years	A575		M.2.b.(6)
c. Loans and leases (reported in Schedule RC-C, Part I, items 1 through 10, column A) with a REMAINING MATURITY of one year or less (excluding those in nonaccrual status)....			
	A247		M.2.c.
3. Loans to finance commercial real estate, construction, and land development activities (not secured by real estate) included in Schedule RC-C, Part I, items 4 and 9, column A ⁴			
	2746		M.3.
4. Adjustable-rate closed-end loans secured by first liens on 1–4 family residential properties in domestic offices (included in Schedule RC-C, Part I, item 1.c.(2)(a), column B)			
	RCON		
	5370		M.4.
5. Loans secured by real estate to non-U.S. addressees (domicile) (included in Schedule RC-C, Part I, item 1, column A or Schedule RC-C, Part I, items 1.a.(1) through 1.e.(2), column A, as appropriate) ...			
	RCFD		
	B837		M.5.
<i>Memorandum item 6 is to be completed by banks that (1) together with affiliated institutions, have outstanding credit card receivables (as defined in the instructions) that exceed \$500 million as of the report date, or (2) are credit card specialty banks as defined for Uniform Bank Performance Report purposes.</i>			
6. Outstanding credit card fees and finance charges included in Schedule RC-C, Part I, item 6.a, column A			
	C391		M.6.
<i>Memorandum items 7.a and 7.b are to be completed by all banks semiannually in the June and December reports only.⁵</i>			
7. Purchased credit-impaired loans held for investment accounted for in accordance with FASB ASC 310-30 (former AICPA Statement of Position 03-3) (exclude loans held for sale):			
a. Outstanding balance			
	C779		M.7.a.
b. Amount included in Schedule RC-C, Part I, items 1 through 9			
	C780		M.7.b.

1. Report fixed-rate loans and leases by remaining maturity and floating-rate loans by next repricing date.
 2. Sum of Memorandum items 2.a.(1) through 2.a.(6), plus total nonaccrual closed-end loans secured by first liens on 1–4 family residential properties in domestic offices included in Schedule RC-N, item 1.c.(2)(a), column C, must equal total closed-end loans secured by first liens on 1–4 family residential properties from Schedule RC-C, Part I, item 1.c.(2)(a), column B.
 3. Sum of Memorandum items 2.b.(1) through 2.b.(6), plus total nonaccrual loans and leases from Schedule RC-N, item 9, column C, minus nonaccrual closed-end loans secured by first liens on 1–4 family residential properties in domestic offices included in Schedule RC-N, item 1.c.(2)(a), column C, must equal total loans and leases from Schedule RC-C, Part I, sum of items 1 through 10, column A, minus total closed-end loans secured by first liens on 1–4 family residential properties in domestic offices from Schedule RC-C, Part I, item 1.c.(2)(a), column B.
 4. Exclude loans secured by real estate that are included in Schedule RC-C, Part I, item 1, column A.
 5. Memorandum item 7 is to be completed only by institutions that have not yet adopted ASU 2016-13.

Schedule RC-C—Continued

Part I—Continued

Memoranda—Continued

Dollar Amounts in Thousands	RCON	Amount	
<i>Memorandum item 8.a is to be completed by all banks semiannually in the June and December reports only.</i>			
8. Closed-end loans with negative amortization features secured by 1–4 family residential properties in domestic offices:			
a. Total amount of closed-end loans with negative amortization features secured by 1–4 family residential properties (included in Schedule RC-C, Part I, items 1.c.(2)(a) and (b)).....	F230		M.8.a.
<i>Memorandum items 8.b and 8.c are to be completed semiannually in the June and December reports only by banks that had closed-end loans with negative amortization features secured by 1–4 family residential properties (as reported in Schedule RC-C, Part I, Memorandum item 8.a) as of December 31, 2018, that exceeded the lesser of \$100 million or 5 percent of total loans and leases held for investment and held for sale in domestic offices (as reported in Schedule RC-C, Part I, item 12, column B).</i>			
b. Total maximum remaining amount of negative amortization contractually permitted on closed-end loans secured by 1–4 family residential properties	F231		M.8.b.
c. Total amount of negative amortization on closed-end loans secured by 1–4 family residential properties included in the amount reported in Memorandum item 8.a above	F232		M.8.c.
9. Loans secured by 1–4 family residential properties in domestic offices in process of foreclosure (included in Schedule RC-C, Part I, items 1.c.(1), 1.c.(2)(a), and 1.c.(2)(b)).....	F577		M.9.
10. and 11. Not applicable			

	(Column A) Fair value of acquired loans and leases at acquisition date		(Column B) Gross contractual amounts receivable at acquisition date		(Column C) Best estimate at acquisition date of contractual cash flows not expected to be collected		
	RCFD	Amount	RCFD	Amount	RCFD	Amount	
<i>Memorandum Items 12.a, 12.b, 12.c and 12.d are to be completed semiannually in the June and December reports only.</i>							
12. Loans (not subject to the requirements of FASB ASC 310-30 (former AICPA Statement of Position 03-3)) and leases held for investment that were acquired in business combinations with acquisition dates in the current calendar year: ¹							
a. Loans secured by real estate	G091		G092		G093		M.12.a.
b. Commercial and industrial loans	G094		G095		G096		M.12.b.
c. Loans to individuals for household, family, and other personal expenditures.....	G097		G098		G099		M.12.c.
d. All other loans and all leases	G100		G101		G102		M.12.d.

1. Institutions that have adopted ASU 2016-13 should report only loans held for investment not considered purchased credit-deteriorated in Memorandum item 12.

Schedule RC-C—Continued

Part I—Continued

Memoranda—Continued

Dollar Amounts in Thousands	RCON	Amount	
<i>Memoranda item 13 is to be completed by banks that had construction, land development, and other land loans in domestic offices (as reported in Schedule RC-C, Part I, item 1.a., column B) that exceeded 100 percent of total capital (as reported in Schedule RC-R, Part I, item 35.a) as of December 31, 2018.</i>			
13. Construction, land development, and other land loans in domestic offices with interest reserves:			
a. Amount of loans that provide for the use of interest reserves (included in Schedule RC-C, Part I, item 1.a, column B).....	G376		M.13.a.
b. Amount of interest capitalized from interest reserves on construction, land development, and other land loans that is included in interest and fee income on loans during the quarter (included in Schedule RI, item 1.a.(1)(a)(2))	RIAD G377		M.13.b.
<i>Memorandum item 14 is to be completed by all banks.</i>			
14. Pledged loans and leases	RCFD G378		M.14.
<i>Memorandum item 15 is to be completed for the December report only.</i>			
15. Reverse mortgages in domestic offices:			
a. Reverse mortgages outstanding that are held for investment (included in Schedule RC-C, item 1.c, above):	RCON		
(1) Home Equity Conversion Mortgage (HECM) reverse mortgages.....	J466		M.15.a.(1)
(2) Proprietary reverse mortgages	J467		M.15.a.(2)
b. Estimated number of reverse mortgage loan referrals to other lenders during the year from whom compensation has been received for services performed in connection with the origination of the reverse mortgages:		Number	
(1) Home Equity Conversion Mortgage (HECM) reverse mortgages.....	J468		M.15.b.(1)
(2) Proprietary reverse mortgages	J469		M.15.b.(2)
c. Principal amount of reverse mortgage originations that have been sold during the year:		Amount	
(1) Home Equity Conversion Mortgage (HECM) reverse mortgages.....	J470		M.15.c.(1)
(2) Proprietary reverse mortgages	J471		M.15.c.(2)

Schedule RC-C—Continued

Part II. Loans to Small Businesses and Small Farms

Report the number and amount currently outstanding as of the report date of business loans with "original amounts" of \$1,000,000 or less and farm loans with "original amounts" of \$500,000 or less. The following guidelines should be used to determine the "original amount" of a loan:

- (1) For loans drawn down under lines of credit or loan commitments, the "original amount" of the loan is the size of the line of credit or loan commitment when the line of credit or loan commitment was *most recently* approved, extended, or renewed prior to the report date. However, if the amount currently outstanding as of the report date exceeds this size, the "original amount" is the amount currently outstanding on the report date.
- (2) For loan participations and syndications, the "original amount" of the loan participation or syndication is the entire amount of the credit originated by the lead lender.
- (3) For all other loans, the "original amount" is the total amount of the loan at origination or the amount currently outstanding as of the report date, whichever is larger.

Loans to Small Businesses

1. and 2. Not applicable

	(Column A) Number of Loans		(Column B) Amount Currently Outstanding		
	RCON	Number	RCON	Amount	
Dollar Amounts in Thousands					
3. Number and amount <i>currently outstanding</i> of "Loans secured by nonfarm nonresidential properties" in domestic offices reported in Schedule RC-C, Part I, items 1.e.(1) and 1.e.(2), column B (sum of items 3.a through 3.c must be less than or equal to Schedule RC-C, Part I, sum of items 1.e.(1) and 1.e.(2), column B):					
a. With <i>original amounts</i> of \$100,000 or less	5564		5565		3.a.
b. With <i>original amounts</i> of more than \$100,000 through \$250,000	5566		5567		3.b.
c. With <i>original amounts</i> of more than \$250,000 through \$1,000,000	5568		5569		3.c.
4. Number and amount <i>currently outstanding</i> of "Commercial and industrial loans to U.S. addressees" in domestic offices reported in Schedule RC-C, Part I, item 4.a, column B (sum of items 4.a through 4.c must be less than or equal to Schedule RC-C, Part I, item 4.a, column B):					
a. With <i>original amounts</i> of \$100,000 or less	5570		5571		4.a.
b. With <i>original amounts</i> of more than \$100,000 through \$250,000	5572		5573		4.b.
c. With <i>original amounts</i> of more than \$250,000 through \$1,000,000	5574		5575		4.c.

Schedule RC-C—Continued

Part II—Continued

Agricultural Loans to Small Farms

5. and 6. Not applicable

		(Column A) Number of Loans		(Column B) Amount Currently Outstanding		
		RCON	Number	RCON	Amount	
Dollar Amounts in Thousands						
7. Number and amount <i>currently outstanding</i> of "Loans secured by farmland (including farm residential and other improvements)" in domestic offices reported in Schedule RC-C, Part I, item 1.b, column B (sum of items 7.a through 7.c must be less than or equal to Schedule RC-C, Part I, item 1.b, column B):						
a. With <i>original amounts</i> of \$100,000 or less		5578		5579		7.a.
b. With <i>original amounts</i> of more than \$100,000 through \$250,000		5580		5581		7.b.
c. With <i>original amounts</i> of more than \$250,000 through \$500,000		5582		5583		7.c.
8. Number and amount <i>currently outstanding</i> of "Loans to finance agricultural production and other loans to farmers" in domestic offices reported in Schedule RC-C, Part I, item 3, column B (sum of items 8.a through 8.c must be less than or equal to Schedule RC-C, Part I, item 3, column B):						
a. With <i>original amounts</i> of \$100,000 or less		5584		5585		8.a.
b. With <i>original amounts</i> of more than \$100,000 through \$250,000		5586		5587		8.b.
c. With <i>original amounts</i> of more than \$250,000 through \$500,000		5588		5589		8.c.



Schedule RC-D—Trading Assets and Liabilities

Schedule RC-D is to be completed by banks that (1) reported total trading assets of \$10 million or more in any of the four preceding calendar quarters, or (2) meet the FDIC's definition of a large or highly complex institution for deposit insurance assessment purposes.

	Consolidated Bank		
	Dollar Amounts in Thousands	RCFD	
Assets			
1. U.S. Treasury securities		3531	1.
2. U.S. Government agency obligations (exclude mortgage-backed securities)		3532	2.
3. Securities issued by states and political subdivisions in the U.S.		3533	3.
4. Mortgage-backed securities (MBS):			
a. Residential mortgage pass-through securities issued or guaranteed by FNMA, FHLMC, or GNMA		G379	4.a.
b. Other residential MBS issued or guaranteed by U.S. Government agencies or sponsored agencies ¹ (include CMOs, REMICs, and stripped MBS)		G380	4.b.
c. All other residential MBS		G381	4.c.
d. Commercial MBS issued or guaranteed by U.S. Government agencies or sponsored agencies ¹		K197	4.d.
e. All other commercial MBS		K198	4.e.
5. Other debt securities:			
a. Structured financial products		HT62	5.a.
b. All other debt securities		G386	5.b.
6. Loans:			
a. Loans secured by real estate:			
(1) Loans secured by 1–4 family residential properties		HT63	6.a.(1)
(2) All other loans secured by real estate		HT64	6.a.(2)
b. Commercial and industrial loans		F614	6.b.
c. Loans to individuals for household, family, and other personal expenditures (i.e., consumer loans) (includes purchased paper)		HT65	6.c.
d. Other loans		F618	6.d.
7. and 8. Not applicable			
9. Other trading assets		3541	9.
10. Not applicable			
11. Derivatives with a positive fair value		3543	11.
12. Total trading assets (sum of items 1 through 11) (total of column A must equal Schedule RC, item 5)		3545	12.
Liabilities			
13. a. Liability for short positions		3546	13.a.
b. Other trading liabilities		F624	13.b.
14. Derivatives with a negative fair value		3547	14.
15. Total trading liabilities (sum of items 13.a through 14) (total of column A must equal Schedule RC, item 15)		3548	15.

1. U.S. Government agencies include, but are not limited to, such agencies as the Government National Mortgage Association (GNMA), the Federal Deposit Insurance Corporation (FDIC), and the National Credit Union Administration (NCUA). U.S. Government-sponsored agencies include, but are not limited to, such agencies as the Federal Home Loan Mortgage Corporation (FHLMC) and the Federal National Mortgage Association (FNMA).

Schedule RC-D—Continued

Memoranda

	Consolidated Bank				
	Dollar Amounts in Thousands	RCFD		Amount	
1. Unpaid principal balance of loans measured at fair value (reported in Schedule RC-D, items 6.a through 6.d):					
a. Loans secured by real estate:					
(1) Loans secured by 1–4 family residential properties	HT66		M.1.a.(1)		
(2) All other loans secured by real estate	HT67		M.1.a.(2)		
b. Commercial and industrial loans	F632		M.1.b.		
c. Loans to individuals for household, family, and other personal expenditures (i.e., consumer loans) (includes purchased paper)	HT68		M.1.c.		
d. Other loans	F636		M.1.d.		
<i>Memorandum items 2 through 10 are to be completed by banks with \$10 billion or more in total trading assets.¹</i>					
2. Loans measured at fair value that are past due 90 days or more:					
a. Fair value	F639		M.2.a.		
b. Unpaid principal balance	F640		M.2.b.		
3. Structured financial products by underlying collateral or reference assets (for each column, sum of Memorandum items 3.a through 3.g must equal Schedule RC-D, sum of items 5.a.(1) through (3)):					
a. Trust preferred securities issued by financial institutions	G299		M.3.a.		
b. Trust preferred securities issued by real estate investment trusts	G332		M.3.b.		
c. Corporate and similar loans	G333		M.3.c.		
d. 1–4 family residential MBS issued or guaranteed by U.S. government-sponsored enterprises (GSEs)	G334		M.3.d.		
e. 1–4 family residential MBS not issued or guaranteed by GSEs	G335		M.3.e.		
f. Diversified (mixed) pools of structured financial products	G651		M.3.f.		
g. Other collateral or reference assets	G652		M.3.g.		
4. Pledged trading assets:					
a. Pledged securities	G387		M.4.a.		
b. Pledged loans	G388		M.4.b.		
5. Asset-backed securities:					
a. Credit card receivables	F643		M.5.a.		
b. Home equity lines	F644		M.5.b.		
c. Automobile loans	F645		M.5.c.		
d. Other consumer loans	F646		M.5.d.		
e. Commercial and industrial loans	F647		M.5.e.		
f. Other	F648		M.5.f.		
6. Not applicable					
7. Equity securities (included in Schedule RC-D, item 9, above):					
a. Readily determinable fair values	F652		M.7.a.		
b. Other	F653		M.7.b.		
8. Loans pending securitization	F654		M.8.		
9. Other trading assets (itemize and describe amounts included in Schedule RC-D, item 9, that are greater than \$1,000,000 and exceed 25 percent of the item): ²					
a. <table border="1" style="display: inline-table; vertical-align: middle;"><tr><td>TEXT</td><td>F655</td></tr></table>	TEXT	F655	F655		M.9.a.
TEXT	F655				
b. <table border="1" style="display: inline-table; vertical-align: middle;"><tr><td>TEXT</td><td>F656</td></tr></table>	TEXT	F656	F656		M.9.b.
TEXT	F656				
c. <table border="1" style="display: inline-table; vertical-align: middle;"><tr><td>TEXT</td><td>F657</td></tr></table>	TEXT	F657	F657		M.9.c.
TEXT	F657				
10. Other trading liabilities (itemize and describe amounts included in Schedule RC-D, item 13.b, that are greater than \$1,000,000 and exceed 25 percent of the item):					
a. <table border="1" style="display: inline-table; vertical-align: middle;"><tr><td>TEXT</td><td>F658</td></tr></table>	TEXT	F658	F658		M.10.a.
TEXT	F658				
b. <table border="1" style="display: inline-table; vertical-align: middle;"><tr><td>TEXT</td><td>F659</td></tr></table>	TEXT	F659	F659		M.10.b.
TEXT	F659				
c. <table border="1" style="display: inline-table; vertical-align: middle;"><tr><td>TEXT</td><td>F660</td></tr></table>	TEXT	F660	F660		M.10.c.
TEXT	F660				

1. The \$10 billion trading asset-size test is based on total trading assets reported on the June 30, 2018, Report of Condition.
2. Exclude equity securities.

Schedule RC-E—Deposit Liabilities

Part I. Deposits in Domestic Offices

Dollar Amounts in Thousands	Transaction Accounts				Nontransaction Accounts		
	(Column A) Total Transaction Accounts (Including Total Demand Deposits)		(Column B) Memo: Total Demand Deposits ¹ (Included In Column A)		(Column C) Total Nontransaction Accounts (Including MMDAs)		
	RCON	Amount	RCON	Amount	RCON	Amount	
Deposits of:							
1. Individuals, partnerships, and corporations	B549				B550		1.
2. U.S. Government	2202				2520		2.
3. States and political subdivisions in the U.S.	2203				2530		3.
4. Commercial banks and other depository institutions in the U.S.	B551				B552		4.
5. Banks in foreign countries	2213				2236		5.
6. Foreign governments and official institutions (including foreign central banks)	2216				2377		6.
7. Total (sum of items 1 through 6) (sum of columns A and C must equal Schedule RC, item 13.a)	2215		2210		2385		7.

Memoranda

	Dollar Amounts in Thousands		
	RCON	Amount	
1. Selected components of total deposits (i.e., sum of item 7, columns A and C):			
a. Total Individual Retirement Accounts (IRAs) and Keogh Plan accounts	6835		M.1.a.
b. Total brokered deposits	2365		M.1.b.
c. Brokered deposits of \$250,000 or less (fully insured brokered deposits) ²	HK05		M.1.c.
d. Maturity data for brokered deposits:			
(1) Brokered deposits of \$250,000 or less with a remaining maturity of one year or less (included in Memorandum item 1.c above).....	HK06		M.1.d.(1)
(2) Not applicable			
(3) Brokered deposits of more than \$250,000 with a remaining maturity of one year or less (included in Memorandum item 1.b above)	K220		M.1.d.(3)
e. Preferred deposits (uninsured deposits of states and political subdivisions in the U.S. reported in item 3 above which are secured or collateralized as required under state law) (to be completed for the December report only).....	5590		M.1.e.
f. Estimated amount of deposits obtained through the use of deposit listing services that are not brokered deposits	K223		M.1. f.
g. Total reciprocal deposits (as of the report date).....	JH83		M.1.g.

1. Includes interest-bearing and noninterest-bearing demand deposits.
2. The dollar amount used as the basis for reporting in Memorandum item 1.c reflects the deposit insurance limits in effect on the report date.

Schedule RC-E—Continued

Part I—Continued

Memoranda—Continued

Dollar Amounts in Thousands	RCON	Amount	
2. Components of total nontransaction accounts (sum of Memorandum items 2.a through 2.d must equal item 7, column C above):			
a. Savings deposits:			
(1) Money market deposit accounts (MMDAs)	6810		M.2.a.(1)
(2) Other savings deposits (excludes MMDAs)	0352		M.2.a.(2)
b. Total time deposits of less than \$100,000	6648		M.2.b.
c. Total time deposits of \$100,000 through \$250,000	J473		M.2.c.
d. Total time deposits of more than \$250,000	J474		M.2.d.
e. Individual Retirement Accounts (IRAs) and Keogh Plan accounts of \$100,000 or more included in Memorandum items 2.c and 2.d above	F233		M.2.e.
3. Maturity and repricing data for time deposits of \$250,000 or less:			
a. Time deposits of \$250,000 or less with a remaining maturity or next repricing date of: ^{1, 2}			
(1) Three months or less	HK07		M.3.a.(1)
(2) Over three months through 12 months	HK08		M.3.a.(2)
(3) Over one year through three years	HK09		M.3.a.(3)
(4) Over three years	HK10		M.3.a.(4)
b. Time deposits of \$250,000 or less with a REMAINING MATURITY of one year or less (included in Memorandum items 3.a.(1) and 3.a.(2) above) ³	HK11		M.3.b.
4. Maturity and repricing data for time deposits of more than \$250,000:			
a. Time deposits of more than \$250,000 with a remaining maturity or next repricing date of: ^{1, 4}			
(1) Three months or less	HK12		M.4.a.(1)
(2) Over three months through 12 months	HK13		M.4.a.(2)
(3) Over one year through three years	HK14		M.4.a.(3)
(4) Over three years	HK15		M.4.a.(4)
b. Time deposits of more than \$250,000 with a REMAINING MATURITY of one year or less (included in Memorandum items 4.a.(1) and 4.a.(2) above) ³	K222		M.4.b.
5. Does your institution offer one or more consumer deposit account products, i.e., transaction account or nontransaction savings account deposit products intended primarily for individuals for personal, household, or family use?			
	RCON	Yes	No
	P752		
			M.5.

Memorandum items 6 and 7 are to be completed by institutions with \$1 billion or more in total assets⁵ that answered "Yes" to Memorandum item 5 above.

Dollar Amounts in Thousands	RCON	Amount	
6. Components of total transaction account deposits of individuals, partnerships, and corporations (sum of Memorandum items 6.a and 6.b must be less than or equal to item 1, column A, above):			
a. Total deposits in those noninterest-bearing transaction account deposit products intended primarily for individuals for personal, household, or family use			
	P753		M.6.a.
b. Total deposits in those interest-bearing transaction account deposit products intended primarily for individuals for personal, household, or family use			
	P754		M.6.b.

1. Report fixed-rate time deposits by remaining maturity and floating-rate time deposits by next repricing date.
2. Sum of Memorandum items 3.a.(1) through 3.a.(4) must equal Schedule RC-E, sum of Memorandum items 2.b and 2.c.
3. Report both fixed- and floating-rate time deposits by remaining maturity. Exclude floating rate time deposits with a next repricing date of one year or less that have a remaining maturity of over one year.
4. Sum of Memorandum items 4.a.(1) through 4.a.(4) must equal Schedule RC-E, Memorandum item 2.d.
5. The \$1 billion asset-size test is based on the total assets reported on the June 30, 2018, Report of Condition.

Schedule RC-E—Continued

Part I—Continued

Memoranda—Continued

Dollar Amounts in Thousands	RCON	Amount	
7. Components of total nontransaction account deposits of individuals, partnerships, and corporations (sum of Memorandum items 7.a.(1), 7.a.(2), 7.b.(1), and 7.b.(2) plus all time deposits of individuals, partnerships, and corporations must equal item 1, column C, above):			
a. Money market deposit accounts (MMDAs) of individuals, partnerships, and corporations (sum of Memorandum items 7.a.(1) and 7.a.(2) must be less than or equal to Memorandum item 2.a.(1) above):			
(1) Total deposits in those MMDA deposit products intended primarily for individuals for personal, household, or family use	P756		M.7.a.(1)
(2) Deposits in all other MMDAs of individuals, partnerships, and corporations	P757		M.7.a.(2)
b. Other savings deposit accounts of individuals, partnerships, and corporations (sum of Memorandum items 7.b.(1) and 7.b.(2) must be less than or equal to Memorandum item 2.a.(2) above):			
(1) Total deposits in those other savings deposit account deposit products intended primarily for individuals for personal, household, or family use	P758		M.7.b.(1)
(2) Deposits in all other savings deposit accounts of individuals, partnerships, and corporations ...	P759		M.7.b.(2)

Part II. Deposits in Foreign Offices (including Edge and Agreement subsidiaries and IBFs)

Items 1 through 6 are to be completed by banks with \$10 billion or more in total assets.¹

Dollar Amounts in Thousands	RCFN	Amount	
Deposits of:			
1. Individuals, partnerships, and corporations (include all certified and official checks)	B553		1.
2. U.S. banks (including IBFs and foreign branches of U.S. banks) and other U.S. depository institutions	B554		2.
3. Foreign banks (including U.S. branches and agencies of foreign banks, including their IBFs)	2625		3.
4. Foreign governments and official institutions (including foreign central banks)	2650		4.
5. U.S. Government and states and political subdivisions in the U.S.	B555		5.
6. Total (sum of items 1 through 5) (must equal Schedule RC, item 13.b)	2200		6.

Memorandum

Memorandum item 1 is to be completed by all banks.

Dollar Amounts in Thousands	RCFN	Amount	
1. Time deposits with a remaining maturity of one year or less (included in Schedule RC, item 13.b) ..	A245		M.1.

1. The \$10 billion asset-size test is based on the total assets reported on the June 30, 2018, Report of Condition.

Schedule RC-F—Other Assets¹

		Dollar Amounts in Thousands	RCFD	Amount	
1.	Accrued interest receivable ²		B556		1.
2.	Net deferred tax assets ³		2148		2.
3.	Interest-only strips receivable (not in the form of a security) ⁴		HT80		3.
4.	Equity investments without readily determinable fair values ⁵		1752		4.
5.	Life insurance assets:				
a.	General account life insurance assets		K201		5.a.
b.	Separate account life insurance assets		K202		5.b.
c.	Hybrid account life insurance assets		K270		5.c.
6.	All other assets (itemize and describe amounts greater than \$100,000 that exceed 25 percent of this item)		2168		6.
a.	Prepaid expenses	2166			6.a.
b.	Repossessed personal property (including vehicles)	1578			6.b.
c.	Derivatives with a positive fair value held for purposes other than trading	C010			6.c.
d.	FDIC loss-sharing indemnification assets	J448			6.d.
e.	Computer software	FT33			6.e.
f.	Accounts receivable	FT34			6.f.
g.	Receivables from foreclosed government-guaranteed mortgage loans	FT35			6.g.
h.	<small>TEXT</small> 3549	3549			6.h.
i.	<small>TEXT</small> 3550	3550			6.i.
j.	<small>TEXT</small> 3551	3551			6.j.
7.	Total (sum of items 1 through 6) (must equal Schedule RC, item 11)		2160		7.

Schedule RC-G—Other Liabilities

		Dollar Amounts in Thousands	RCON	Amount	
1.a.	Interest accrued and unpaid on deposits in domestic offices ⁶		3645		1.a.
b.	Other expenses accrued and unpaid (includes accrued income taxes payable)		3646		1.b.
2.	Net deferred tax liabilities ³		3049		2.
3.	Allowance for credit losses on off-balance-sheet credit exposures ⁷		B557		3.
4.	All other liabilities (itemize and describe amounts greater than \$100,000 that exceed 25 percent of this item)		2938		4.
a.	Accounts payable	3066			4.a.
b.	Deferred compensation liabilities	C011			4.b.
c.	Dividends declared but not yet payable	2932			4.c.
d.	Derivatives with a negative fair value held for purposes other than trading	C012			4.d.
e.	<small>TEXT</small> 3552	3552			4.e.
f.	<small>TEXT</small> 3553	3553			4.f.
g.	<small>TEXT</small> 3554	3554			4.g.
5.	Total (sum of items 1 through 4) (must equal Schedule RC, item 20)		2930		5.

1. Institutions that have adopted ASU 2016-13 should report asset amounts in Schedule RC-F net of any applicable allowance for credit losses.
 2. Include accrued interest receivable on loans, leases, debt securities, and other interest-bearing assets. Exclude accrued interest receivable on interest-bearing assets that is reported elsewhere on the balance sheet.
 3. See discussion of deferred income taxes in Glossary entry on "income taxes."
 4. Report interest-only strips receivable in the form of a security as available-for-sale securities in Schedule RC, item 2.b, or as trading assets in Schedule RC, item 5, as appropriate.
 5. Include Federal Reserve stock, Federal Home Loan Bank stock, and bankers' bank stock.
 6. For savings banks, include "dividends" accrued and unpaid on deposits.
 7. Institutions that have adopted ASU 2016-13 should report in Schedule RC-G, item 3, the allowance for credit losses on those off-balance sheet credit exposures that fall within the scope of the standard.

Schedule RC-H—Selected Balance Sheet Items for Domestic Offices

To be completed only by banks with foreign offices.

	Dollar Amounts in Thousands		Domestic Offices	
	RCON	Amount	RCON	Amount
1. and 2. Not applicable				
3. Securities purchased under agreements to resell	B989			3.
4. Securities sold under agreements to repurchase ¹	B995			4.
5. Other borrowed money	3190			5.
<i>EITHER</i>				
6. Net due from own foreign offices, Edge and agreement subsidiaries, and IBFs	2163			6.
<i>OR</i>				
7. Net due to own foreign offices, Edge and agreement subsidiaries, and IBFs	2941			7.
8. Total assets (excludes net due from foreign offices, Edge and agreement subsidiaries, and IBFs)	2192			8.
9. Total liabilities (excludes net due to foreign offices, Edge and agreement subsidiaries, and IBFs)	3129			9.

	Dollar Amounts in Thousands			
	(Column A) Amortized Cost of Held-to-Maturity Securities ²		(Column B) Fair Value of Available-for-Sale Securities	
	RCON	Amount	RCON	Amount
10. U.S. Treasury securities	0211		1287	
11. U.S. Government agency obligations (exclude mortgage-backed securities)	8492		8495	
12. Securities issued by states and political subdivisions in the U.S.	8496		8499	
13. Mortgage-backed securities (MBS):				
a. Mortgage pass-through securities:				
(1) Issued or guaranteed by FNMA, FHLMC, or GNMA	G389		G390	
(2) Other mortgage pass-through securities	1709		1713	
b. Other mortgage-backed securities (include CMOs, REMICs, and stripped MBS):				
(1) Issued or guaranteed by U.S. Government agencies or sponsored agencies ³	G393		G394	
(2) All other mortgage-backed securities	1733		1736	
14. Other domestic debt securities (include domestic structured financial products and domestic asset-backed securities)	G397		G398	
15. Other foreign debt securities (include foreign structured financial products and foreign asset-backed securities)	G399		G400	
16. Investments in mutual funds and other equity securities with readily determinable fair values ⁴			A511	
17. Total held-to-maturity and available-for-sale securities (sum of items 10 through 16)	1754		1773	

	RCON		Amount	
	RCON	Amount	RCON	Amount
18. Equity investments not held for trading:				
a. Equity securities with readily determinable fair values ⁵	JA22			18.a.
b. Equity investments without readily determinable fair values	1752			18.b.

- Institutions that have adopted ASU 2016-13 should report in item 4 amounts net of any applicable allowance for credit losses.
- For institutions that have adopted ASU 2016-13, allowances for credit losses should not be deducted from the amortized cost amounts reported in items 10 through 17, column A.
- U.S. Government agencies include, but are not limited to, such agencies as the Government National Mortgage Association (GNMA), the Federal Deposit Insurance Corporation (FDIC), and the National Credit Union Administration (NCUA). U.S. Government-sponsored agencies include, but are not limited to, such agencies as the Federal Home Loan Mortgage Corporation (FHLMC) and the Federal National Mortgage Association (FNMA).
- Item 16 is to be completed only by institutions that have not adopted ASU 2016-01, which includes provisions governing the accounting for investments in equity securities. See the instructions for further detail on ASU 2016-01.
- Item 18.a is to be completed only by institutions that have adopted ASU 2016-01. See the instructions for further detail on ASU 2016-01.

Schedule RC-H—Continued

Dollar Amounts in Thousands	RCON	Amount	
<i>Items 19, 20, and 21 are to be completed by (1) banks that reported total trading assets of \$10 million or more in any of the four preceding calendar quarters and (2) all banks meeting the FDIC's definition of a large or highly complex institution for deposit insurance assessment purposes.</i>			
19. Total trading assets	3545		19.
20. Total trading liabilities	3548		20.
21. Total loans held for trading	HT71		21.
<i>Item 22 is to be completed by banks that: (1) have elected to report financial instruments or servicing assets and liabilities at fair value under a fair value option with changes in fair value recognized in earnings, or (2) are required to completed Schedule RC-D, Trading Assets and Liabilities.</i>			
22. Total amount of fair value option loans held for investment and held for sale	JF75		22.

DRAFT

Schedule RC-I—Assets and Liabilities of IBFs

To be completed only by banks with IBFs and other "foreign" offices.

	Dollar Amounts in Thousands	RCFN	Amount	
1. Total IBF assets of the consolidated bank (component of Schedule RC, item 12)		2133		1.
2. Total IBF liabilities (component of Schedule RC, item 21)		2898		2.

Schedule RC-K—Quarterly Averages¹

	Dollar Amounts in Thousands	RCFD	Amount	
Assets				
1. Interest-bearing balances due from depository institutions		3381		1.
2. U.S. Treasury securities and U.S. Government agency obligations ² (excluding mortgage-backed securities)		B558		2.
3. Mortgage-backed securities ²		B559		3.
4. All other debt securities² and equity securities with readily determinable fair values not held for trading³		B560		4.
5. Federal funds sold and securities purchased under agreements to resell		3365		5.
6. Loans:				
a. Loans in domestic offices:		RCFN		
(1) Total loans		3360		6.a.(1)
(2) Loans secured by real estate:				
(a) Loans secured by 1–4 family residential properties		3465		6.a.(2)(a)
(b) All other loans secured by real estate		3466		6.a.(2)(b)
(3) Loans to finance agricultural production and other loans to farmers		3386		6.a.(3)
(4) Commercial and industrial loans		3387		6.a.(4)
(5) Loans to individuals for household, family, and other personal expenditures:				
(a) Credit cards		B561		6.a.(5)(a)
(b) Other (includes revolving credit plans other than credit cards, automobile loans, and other consumer loans)		B562		6.a.(5)(b)
b. Total loans in foreign offices, Edge and agreement subsidiaries, and IBFs		RCFN 3360		6.b.
<i>Item 7 is to be completed by (1) banks that reported total trading assets of \$10 million or more in any of the four preceding calendar quarters and (2) all banks meeting the FDIC's definition of a large or highly complex institution for deposit insurance assessment purposes.</i>				
7. Trading assets		RCFD 3401		7.
8. Lease financing receivables (net of unearned income)		RCFD 3484		8.
9. Total assets ⁴		RCFD 3368		9.

1. For all items, banks have the option of reporting either (1) an average of *DAILY* figures for the quarter, or (2) an average of *WEEKLY* figures (i.e., the Wednesday of each week of the quarter).

2. Quarterly averages for all debt securities should be based on amortized cost.

3. For institutions that have adopted ASU 2016-01, which includes provisions governing the accounting for investments in equity securities, quarterly averages for equity securities with readily determinable fair values should be based on fair value. For institutions that have not adopted ASU 2016-01, quarterly averages for equity securities with readily determinable fair values should be based on historical cost.

4. The quarterly average for total assets should reflect securities not held for trading as follows:

a) Debt securities at amortized cost.

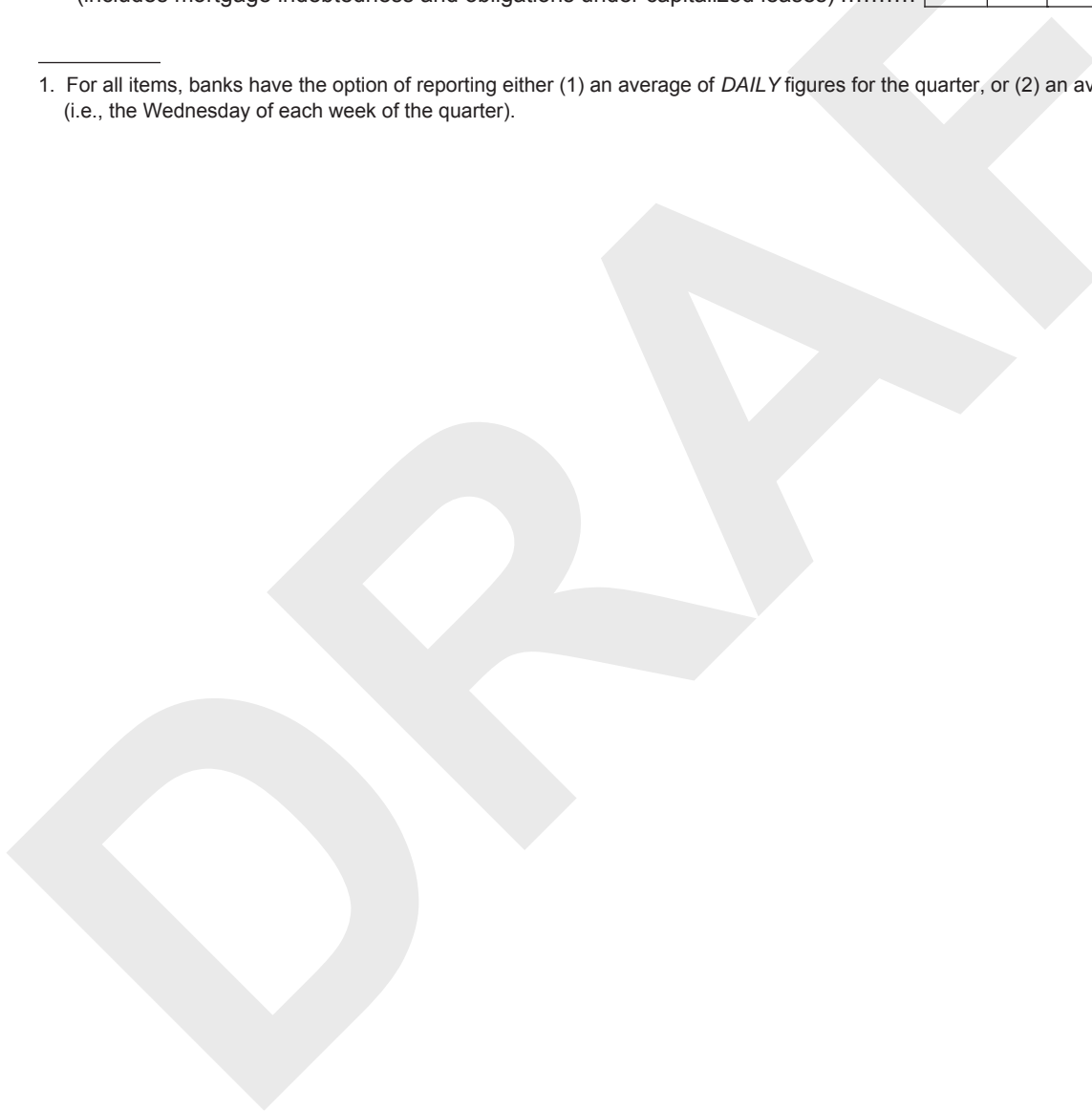
b) For institutions that have adopted ASU 2016-01, equity securities with readily determinable fair values at fair value. For institutions that have not adopted ASU 2016-01, equity securities with readily determinable fair values at the lower of cost or fair value.

c) For institutions that have adopted ASU 2016-01, equity investments without readily determinable fair values, their balance sheet carrying values (i.e., fair value or, if elected, cost minus impairment, if any, plus or minus changes resulting from observable price changes). For institutions that have not adopted ASU 2016-01, equity investments without readily determinable fair values at historical cost.

Schedule RC-K—Quarterly Averages¹—Continued

Dollar Amounts in Thousands		RCFD	Amount
Liabilities			
10. Interest-bearing transaction accounts in domestic offices (interest-bearing demand deposits, NOW accounts, ATS accounts, and telephone and preauthorized transfer accounts)		RCON 3485	10.
11. Nontransaction accounts in domestic offices:			
a. Savings deposits (includes MMDAs)		B563	11.a.
b. Time deposits of \$250,000 or less		HK16	11.b.
c. Time deposits of more than \$250,000		HK17	11.c.
12. Interest-bearing deposits in foreign offices, Edge and agreement subsidiaries, and IBFs	RCFN	3404	12.
13. Federal funds purchased and securities sold under agreements to repurchase	RCFD	3353	13.
14. Other borrowed money (includes mortgage indebtedness and obligations under capitalized leases)	RCFD	3355	14.

1. For all items, banks have the option of reporting either (1) an average of *DAILY* figures for the quarter, or (2) an average of *WEEKLY* figures (i.e., the Wednesday of each week of the quarter).



Schedule RC-L—Derivatives and Off-Balance-Sheet Items

Please read carefully the instructions for the preparation of Schedule RC-L. Some of the amounts reported in Schedule RC-L are regarded as volume indicators and not necessarily as measures of risk.

		Dollar Amounts in Thousands		RCFD	Amount	
1. Unused commitments:						
a. Revolving, open-end lines secured by 1–4 family residential properties, e.g., home-equity lines				3814		1.a.
<i>Item 1.a.(1) is to be completed for the December report only.</i>						
(1) Unused commitments for reverse mortgages outstanding that are held for investment in domestic offices				RCON		1.a.(1)
				HT72		
b. Credit card lines				RCFD		1.b.
				3815		
<i>Items 1.b.(1) and 1.b.(2) are to be completed semiannually in the June and December reports only by banks with either \$300 million or more in total assets or \$300 million or more in credit card lines¹ (sum of items 1.b.(1) and 1.b.(2) must equal item 1.b).</i>						
(1) Unused consumer credit card lines				J455		1.b.(1)
(2) Other unused credit card lines				J456		1.b.(2)
c. Commitments to fund commercial real estate, construction, and land development loans:						
(1) Secured by real estate:						
(a) 1–4 family residential construction loan commitments				F164		1.c.(1)(a)
(b) Commercial real estate, other construction loan, and land development loan commitments				F165		1.c.(1)(b)
(2) NOT secured by real estate				6550		1.c.(2)
d. Securities underwriting				3817		1.d.
e. Other unused commitments:						
(1) Commercial and industrial loans				J457		1.e.(1)
(2) Loans to financial institutions				J458		1.e.(2)
(3) All other unused commitments				J459		1.e.(3)
2. Financial standby letters of credit						
<i>Item 2.a is to be completed by banks with \$1 billion or more in total assets.¹</i>						
a. Amount of financial standby letters of credit conveyed to others		3820				2.a.
3. Performance standby letters of credit						
<i>Item 3.a is to be completed by banks with \$1 billion or more in total assets.¹</i>						
a. Amount of performance standby letters of credit conveyed to others		3822				3.a.
4. Commercial and similar letters of credit						
5. Not applicable						
6. Securities lent and borrowed:						
a. Securities lent (including customers' securities lent where the customer is indemnified against loss by the reporting bank)				3433		6.a.
b. Securities borrowed				3432		6.b.
7. Credit derivatives:						
a. Notional amounts:						
(1) Credit default swaps		C968		C969		7.a.(1)
(2) Total return swaps		C970		C971		7.a.(2)
(3) Credit options		C972		C973		7.a.(3)
(4) Other credit derivatives		C974		C975		7.a.(4)

1. The asset-size tests and the \$300 million credit card lines test are based on the total assets and credit card lines reported in the June 30, 2018, Report of Condition.

Schedule RC-L—Continued

		Dollar Amounts in Thousands		RCFD	Amount	
<i>Items 11.a and 11.b are to be completed semiannually in the June and December reports only.</i>						
11. Year-to-date merchant credit card sales volume:						
a. Sales for which the reporting bank is the acquiring bank				C223		11.a.
b. Sales for which the reporting bank is the agent bank with risk				C224		11.b.
	(Column A) Interest Rate Contracts	(Column B) Foreign Exchange Contracts	(Column C) Equity Derivative Contracts	(Column D) Commodity and Other Contracts		
Dollar Amounts in Thousands	Amount	Amount	Amount	Amount		
Derivatives Position Indicators						
12. Gross amounts (e.g., notional amounts) (for each column, sum of items 12.a through 12.e must equal sum of items 13 and 14):						
a. Futures contracts	RCFD 8693	RCFD 8694	RCFD 8695	RCFD 8696		12.a.
b. Forward contracts	RCFD 8697	RCFD 8698	RCFD 8699	RCFD 8700		12.b.
c. Exchange-traded option contracts:						
(1) Written options.....	RCFD 8701	RCFD 8702	RCFD 8703	RCFD 8704		12.c.(1)
(2) Purchased options..	RCFD 8705	RCFD 8706	RCFD 8707	RCFD 8708		12.c.(2)
d. Over-the-counter option contracts:						
(1) Written options.....	RCFD 8709	RCFD 8710	RCFD 8711	RCFD 8712		12.d.(1)
(2) Purchased options..	RCFD 8713	RCFD 8714	RCFD 8715	RCFD 8716		12.d.(2)
e. Swaps	RCFD 3450	RCFD 3826	RCFD 8719	RCFD 8720		12.e.
13. Total gross notional amount of derivative contracts held for trading..						
	RCFD A126	RCFD A127	RCFD 8723	RCFD 8724		13.
14. Total gross notional amount of derivative contracts held for purposes other than trading						
a. Interest rate swaps where the bank has agreed to pay a fixed rate	RCFD 8725	RCFD 8726	RCFD 8727	RCFD 8728		14.
	RCFD A589					14.a.

Schedule RC-L—Continued

	(Column A) Interest Rate Contracts	(Column B) Foreign Exchange Contracts	(Column C) Equity Derivative Contracts	(Column D) Commodity and Other Contracts	
Dollar Amounts in Thousands	Amount	Amount	Amount	Amount	
Derivatives Position Indicators					
15. Gross fair values of derivative contracts:					
a. Contracts held for trading:					
(1) Gross positive fair value	RCFD 8733	RCFD 8734	RCFD 8735	RCFD 8736	15.a.(1)
(2) Gross negative fair value	RCFD 8737	RCFD 8738	RCFD 8739	RCFD 8740	15.a.(2)
b. Contracts held for purposes other than trading:					
(1) Gross positive fair value	RCFD 8741	RCFD 8742	RCFD 8743	RCFD 8744	15.b.(1)
(2) Gross negative fair value	RCFD 8745	RCFD 8746	RCFD 8747	RCFD 8748	15.b.(2)



Schedule RC-L—Continued

Item 16 is to be completed only by banks with total assets of \$10 billion or more.¹

Dollar Amounts in Thousands	(Column A) Banks and Securities Firms		(Column B) Not applicable	(Column C) Hedge Funds		(Column D) Sovereign Governments		(Column E) Corporations and All Other Counterparties		
	RCFD	Amount		RCFD	Amount	RCFD	Amount	RCFD	Amount	
16. Over-the-counter derivatives:										
a. Net current credit exposure	G418			G420		G421		G422		16.a.
b. Fair value of collateral:										
(1) Cash—U.S. dollar	G423			G425		G426		G427		16.b.(1)
(2) Cash—Other currencies	G428			G430		G431		G432		16.b.(2)
(3) U.S. Treasury securities	G433			G435		G436		G437		16.b.(3)
(4) U.S. Government agency and U.S. Government-sponsored agency debt securities	G438			G440		G441		G442		16.b.(4)
(5) Corporate bonds	G443			G445		G446		G447		16.b.(5)
(6) Equity securities	G448			G450		G451		G452		16.b.(6)
(7) All other collateral	G453			G455		G456		G457		16.b.(7)
(8) Total fair value of collateral (sum of items 16.b.(1) through (7))	G458			G460		G461		G462		16.b.(8)

1. The \$10 billion asset-size test is based on the total assets reported on the *June 30, 2018*, Report of Condition.

Schedule RC-M—Memoranda

		Dollar Amounts in Thousands	RCFD	Amount	
1. Extensions of credit by the reporting bank to its executive officers, directors, principal shareholders, and their related interests as of the report date:					
a. Aggregate amount of all extensions of credit to all executive officers, directors, principal shareholders, and their related interests					
			6164		1.a.
b. Number of executive officers, directors, and principal shareholders to whom the amount of all extensions of credit by the reporting bank (including extensions of credit to related interests) equals or exceeds the lesser of \$500,000 or 5 percent of total capital as defined for this purpose in agency regulations					
	Number	6165			1.b.
2. Intangible assets:					
a. Mortgage servicing assets					
			3164		2.a.
(1) Estimated fair value of mortgage servicing assets					
	A590				2.a.(1)
b. Goodwill					
			3163		2.b.
c. All other intangible assets					
			JF76		2.c.
d. Total (sum of items 2.a, 2.b, and 2.c) (must equal Schedule RC, item 10)					
			2143		2.d.
3. Other real estate owned:					
a. Construction, land development, and other land in domestic offices					
			5508		3.a.
b. Farmland in domestic offices					
			5509		3.b.
c. 1–4 family residential properties in domestic offices					
			5510		3.c.
d. Multifamily (5 or more) residential properties in domestic offices					
			5511		3.d.
e. Nonfarm nonresidential properties in domestic offices					
			5512		3.e.
f. In foreign offices					
			RCFN		
			5513		3.f.
			RCFD		
			2150		3.g.
4. Cost of equity securities with readily determinable fair values not held for trading (the fair value of which is reported in Schedule RC, item 2.c)¹					
			JA29		4.
5. Other borrowed money:					
a. Federal Home Loan Bank advances:					
(1) Advances with a remaining maturity or next repricing date of: ²					
(a) One year or less					
			F055		5.a.(1)(a)
(b) Over one year through three years					
			F056		5.a.(1)(b)
(c) Over three years through five years					
			F057		5.a.(1)(c)
(d) Over five years					
			F058		5.a.(1)(d)
(2) Advances with a REMAINING MATURITY of one year or less (included in item 5.a.(1)(a) above) ³					
			2651		5.a.(2)
(3) Structured advances (included in items 5.a.(1)(a) - (d) above)					
			F059		5.a.(3)
b. Other borrowings:					
(1) Other borrowings with a remaining maturity or next repricing date of: ⁴					
(a) One year or less					
			F060		5.b.(1)(a)
(b) Over one year through three years					
			F061		5.b.(1)(b)
(c) Over three years through five years					
			F062		5.b.(1)(c)
(d) Over five years					
			F063		5.b.(1)(d)
(2) Other borrowings with a REMAINING MATURITY of one year or less (included in item 5.b.(1)(a) above) ⁵					
			B571		5.b.(2)
c. Total (sum of items 5.a.(1)(a)-(d) and items 5.b.(1)(a)-(d)) (must equal Schedule RC, item 16)					
			3190		5.c.

1. Item 4 is to be completed only by insured state banks that have adopted ASU 2016-01, which includes provisions governing the accounting for investments in equity securities, and have been approved by the FDIC to hold grandfathered equity investments. See instructions for further detail on ASU 2016-01.

2. Report fixed-rate advances by remaining maturity and floating-rate advances by next repricing date.
 3. Report both fixed- and floating-rate advances by remaining maturity. Exclude floating-rate advances with a next repricing date of one year or less that have a remaining maturity of over one year.
 4. Report fixed-rate other borrowings by remaining maturity and floating-rate other borrowings by next repricing date.
 5. Report both fixed- and floating-rate other borrowings by remaining maturity. Exclude floating-rate other borrowings with a next repricing date of one year or less that have a remaining maturity of over one year.

Schedule RC-M—Continued

Dollar Amounts in Thousands

	RCFD	Yes	No
6. Does the reporting bank sell private label or third-party mutual funds and annuities?	B569		

	RCFD	Amount
7. Assets under the reporting bank's management in proprietary mutual funds and annuities.....	B570	

8. Internet website addresses and physical office trade names:

a. Uniform Resource Locator (URL) of the reporting institution's primary Internet website (home page), if any (Example: www.examplebank.com):

TEXT 4087

 http:// _____ 8.a.

b. URLs of all other public-facing Internet websites that the reporting institution uses to accept or solicit deposits from the public, if any (Example: www.examplebank.biz):¹

- (1)

TE01 N528

 http:// _____ 8.b.(1)
- (2)

TE02 N528

 http:// _____ 8.b.(2)
- (3)

TE03 N528

 http:// _____ 8.b.(3)
- (4)

TE04 N528

 http:// _____ 8.b.(4)
- (5)

TE05 N528

 http:// _____ 8.b.(5)
- (6)

TE06 N528

 http:// _____ 8.b.(6)
- (7)

TE07 N528

 http:// _____ 8.b.(7)
- (8)

TE08 N528

 http:// _____ 8.b.(8)
- (9)

TE09 N528

 http:// _____ 8.b.(9)
- (10)

TE10 N528

 http:// _____ 8.b.(10)

c. Trade names other than the reporting institution's legal title used to identify one or more of the institution's physical offices at which deposits are accepted or solicited from the public, if any:

- (1)

TE01 N529

 _____ 8.c.(1)
- (2)

TE02 N529

 _____ 8.c.(2)
- (3)

TE03 N529

 _____ 8.c.(3)
- (4)

TE04 N529

 _____ 8.c.(4)
- (5)

TE05 N529

 _____ 8.c.(5)
- (6)

TE06 N529

 _____ 8.c.(6)

Item 9 is to be completed annually in the December report only.

	RCFD	Yes	No
9. Do any of the bank's Internet websites have transactional capability, i.e., allow the bank's customers to execute transactions on their accounts through the website?	4088		

10. Secured liabilities:

a. Amount of "Federal funds purchased in domestic offices" that are secured (included in Schedule RC, item 14.a)

RCON	Amount
F064	

b. Amount of "Other borrowings" that are secured (included in Schedule RC-M, items 5.b.(1)(a)-(d))

RCFD	Amount
F065	

	RCON	Yes	No
11. Does the bank act as trustee or custodian for Individual Retirement Accounts, Health Savings Accounts, and other similar accounts?	G463		

	RCON	Yes	No
12. Does the bank provide custody, safekeeping, or other services involving the acceptance of orders for the sale or purchase of securities?	G464		

1. Report only highest level URLs (for example, report www.examplebank.biz, but do not also report www.examplebank.biz/checking). Report each top level domain name used (for example, report both www.examplebank.biz and www.examplebank.net).

Schedule RC-M—Continued

Dollar Amounts in Thousands	RCON	Amount	
13. Assets covered by loss-sharing agreements with the FDIC:			
a. Loans and leases (included in Schedule RC, items 4.a and 4.b):			
(1) Loans secured by real estate in domestic offices:			
(a) Construction, land development, and other land loans:			
(1) 1–4 family residential construction loans.....	K169		13.a.(1)(a)(1)
(2) Other construction loans and all land development and other land loans	K170		13.a.(1)(a)(2)
(b) Secured by farmland	K171		13.a.(1)(b)
(c) Secured by 1–4 family residential properties:			
(1) Revolving, open-end loans secured by 1–4 family residential properties and extended under lines of credit	K172		13.a.(1)(c)(1)
(2) Closed-end loans secured by 1–4 family residential properties:			
(a) Secured by first liens	K173		13.a.(1)(c)(2)(a)
(b) Secured by junior liens.....	K174		13.a.(1)(c)(2)(b)
(d) Secured by multifamily (5 or more) residential properties	K175		13.a.(1)(d)
(e) Secured by nonfarm nonresidential properties:			
(1) Loans secured by owner-occupied nonfarm nonresidential properties	K176		13.a.(1)(e)(1)
(2) Loans secured by other nonfarm nonresidential properties.....	K177		13.a.(1)(e)(2)
(2)-(4) Not applicable	RCFD		
(5) All other loans and all leases	K183		13.a.(5)
b. Other real estate owned (included in Schedule RC, item 7):	RCON		
(1) Construction, land development, and other land in domestic offices.....	K187		13.b.(1)
(2) Farmland in domestic offices	K188		13.b.(2)
(3) 1–4 family residential properties in domestic offices.....	K189		13.b.(3)
(4) Multifamily (5 or more) residential properties in domestic offices	K190		13.b.(4)
(5) Nonfarm nonresidential properties in domestic offices	K191		13.b.(5)
	RCFN		
(6) In foreign offices	K260		13.b.(6)
(7) Portion of covered other real estate owned included in items 13.b.(1) through (6) above that is protected by FDIC loss-sharing agreements	RCFD		
	K192		13.b.(7)
c. Debt securities (included in Schedule RC, items 2.a and 2.b)	J461		13.c.
d. Other assets (exclude FDIC loss-sharing indemnification assets)	J462		13.d.
<i>Items 14.a and 14.b are to be completed annually in the December report only.</i>			
14. Captive insurance and reinsurance subsidiaries:			
a. Total assets of captive insurance subsidiaries ¹	K193		14.a.
b. Total assets of captive reinsurance subsidiaries ¹	K194		14.b.

1. Report total assets before eliminating intercompany transactions between the consolidated insurance or reinsurance subsidiary and other offices or consolidated subsidiaries of the reporting bank.

Schedule RC-M—Continued

Item 15 is to be completed by institutions that are required or have elected to be treated as a Qualified Thrift Lender.

15. Qualified Thrift Lender (QTL) test:

- a. Does the institution use the Home Owners' Loan Act (HOLA) QTL test or the Internal Revenue Service Domestic Building and Loan Association (IRS DBLA) test to determine its QTL compliance? (for the HOLA QTL test, enter 1; for the IRS DBLA test, enter 2)
- b. Has the institution been in compliance with the HOLA QTL test as of each month end during the quarter or the IRS DBLA test for its most recent taxable year, as applicable?

RCON	Number	
L133		
	Yes	No
L135		

15.a.
15.b.

Item 16.a and, if appropriate, items 16.c and 16.d are to be completed semiannually in the June and December reports only. Item 16.b is to be completed annually in the June report only.

16. International remittance transfers offered to consumers:¹

- a. As of the report date, did your institution offer to consumers in any state any of the following mechanisms for sending international remittance transfers?
 - (1) International wire transfers
 - (2) International ACH transactions
 - (3) Other proprietary services operated by your institution
 - (4) Other proprietary services operated by another party
- b. Did your institution provide more than 100 international remittance transfers in the previous calendar year or does your institution estimate that it will provide more than 100 international remittance transfers in the current calendar year?

RCON	Yes	No
N517		
N518		
N519		
N520		

16.a.(1)
16.a.(2)
16.a.(3)
16.a.(4)

RCON	Yes	No
N521		

16.b.

Items 16.c and 16.d are to be completed by institutions that answered "Yes" to item 16.b in the current report or, if item 16.b is not required to be completed in the current report, in the most recent prior report in which item 16.b was required to be completed.

- c. Indicate which of the mechanisms described in items 16.a.(1), (2), and (3) above is the mechanism that your institution estimates accounted for the largest number of international remittance transfers your institution provided during the two calendar quarters ending on the report date. (For international wire transfers, enter 1; for international ACH transactions, enter 2; for other proprietary services operated by your institution, enter 3. If your institution did not provide any international remittance transfers using the mechanisms described in items 16.a.(1), (2), and (3) above during the two calendar quarters ending on the report date, enter 0.)
- d. Estimated number and dollar value of international remittance transfers provided by your institution during the two calendar quarters ending on the report date:
 - (1) Estimated number of international remittance transfers
 - (2) Estimated dollar value of international remittance transfers
 - (3) Estimated number of international remittance transfers for which your institution applied the temporary exception

RCON	Number
N522	
N523	
	Amount
N524	
	Number
N527	

16.c.
16.d.(1)
16.d.(2)
16.d.(3)

1. Report information about international electronic transfers of funds offered to consumers in the United States that: (a) are "remittance transfers" as defined by subpart B of Regulation E (12 CFR § 1005.30(e)), or (b) would qualify as "remittance transfers" under subpart B of Regulation E (12 CFR § 1005.30(e)) but are excluded from that definition only because the provider is not providing those transfers in the normal course of its business. See 12 CFR § 1005.30(f). For purposes of this item 16, such transfers are referred to as international remittance transfers.

Exclude transfers sent by your institution as a correspondent bank for other providers. With the exception of item 16.a.(4), report information only about transfers for which the reporting institution is the provider. For item 16.a.(4), report information about transfers for which another party is the provider, and the reporting institution is an agent or a similar type of business partner interacting with the consumers sending the international remittance transfers.

Schedule RC-N—Past Due and Nonaccrual Loans, Leases, and Other Assets

Dollar Amounts in Thousands	(Column A) Past due 30 through 89 days and still accruing		(Column B) Past due 90 days or more and still accruing		(Column C) Nonaccrual		
	RCON	Amount	RCON	Amount	RCON	Amount	
1. Loans secured by real estate:							
a. Construction, land development, and other land loans in domestic offices:							
(1) 1–4 family residential construction loans	F172		F174		F176		1.a.(1)
(2) Other construction loans and all land development and other land loans	F173		F175		F177		1.a.(2)
b. Secured by farmland in domestic offices	3493		3494		3495		1.b.
c. Secured by 1–4 family residential properties in domestic offices:							
(1) Revolving, open-end loans secured by 1–4 family residential properties and extended under lines of credit	5398		5399		5400		1.c.(1)
(2) Closed-end loans secured by 1–4 family residential properties:							
(a) Secured by first liens	C236		C237		C229		1.c.(2)(a)
(b) Secured by junior liens	C238		C239		C230		1.c.(2)(b)
d. Secured by multifamily (5 or more) residential properties in domestic offices	3499		3500		3501		1.d.
e. Secured by nonfarm nonresidential properties in domestic offices:							
(1) Loans secured by owner-occupied nonfarm nonresidential properties	F178		F180		F182		1.e.(1)
(2) Loans secured by other nonfarm nonresidential properties	F179		F181		F183		1.e.(2)
f. In foreign offices	RCFN		RCFN		RCFN		
f. In foreign offices	B572		B573		B574		1. f.
2. Loans to depository institutions and acceptances of other banks:							
a. To U.S. banks and other U.S. depository institutions	RCFD		RCFD		RCFD		
a. To U.S. banks and other U.S. depository institutions	5377		5378		5379		2.a.
b. To foreign banks	5380		5381		5382		2.b.
3. Loans to finance agricultural production and other loans to farmers	1594		1597		1583		3.
4. Commercial and industrial loans:							
a. To U.S. addressees (domicile)	1251		1252		1253		4.a.
b. To non-U.S. addressees (domicile)	1254		1255		1256		4.b.
5. Loans to individuals for household, family, and other personal expenditures:							
a. Credit cards	B575		B576		B577		5.a.
b. Automobile loans	K213		K214		K215		5.b.
c. Other (revolving credit plans other than credit cards, and other consumer loans)	K216		K217		K218		5.c.
6. Loans to foreign governments and official institutions	5389		5390		5391		6.
7. All other loans	5459		5460		5461		7.

Schedule RC-N—Continued

Amounts reported by loan and lease category in Schedule RC-N, items 1 through 8, include guaranteed and unguaranteed portions of past due and nonaccrual loans and leases. Report in items 11 and 12 below certain guaranteed loans and leases that have already been included in the amounts reported in items 1 through 8.

Dollar Amounts in Thousands	(Column A) Past due 30 through 89 days and still accruing		(Column B) Past due 90 days or more and still accruing		(Column C) Nonaccrual		
	RCFD	Amount	RCFD	Amount	RCFD	Amount	
8. Lease financing receivables:							
a. Leases to individuals for household, family, and other personal expenditures	F166		F167		F168		8.a.
b. All other leases.....	F169		F170		F171		8.b.
9. Total loans and leases (sum of items 1 through 8.b)	1406		1407		1403		9.
10. Debt securities and other assets (exclude other real estate owned and other repossessed assets)	3505		3506		3507		10.
11. Loans and leases reported in items 1 through 8 above that are wholly or partially guaranteed by the U.S. Government, excluding loans and leases covered by loss- sharing agreements with the FDIC.....	K036		K037		K038		11.
a. Guaranteed portion of loans and leases included in item 11 above, excluding rebooked "GNMA loans"	K039		K040		K041		11.a.
b. Rebooked "GNMA loans" that have been repurchased or are eligible for repurchase included in item 11 above.....	K042		K043		K044		11.b.
12. Loans and leases reported in items 1 through 8 above that are covered by loss-sharing agreements with the FDIC:							
a. Loans secured by real estate in domestic offices:							
(1) Construction, land development, and other land loans:							
(a) 1–4 family residential construction loans	RCON K045		RCON K046		RCON K047		12.a.(1)(a)
(b) Other construction loans and all land development and other land loans	K048		K049		K050		12.a.(1)(b)
(2) Secured by farmland	K051		K052		K053		12.a.(2)
(3) Secured by 1–4 family residential properties:							
(a) Revolving, open-end loans secured by 1–4 family residential properties and extended under lines of credit..	K054		K055		K056		12.a.(3)(a)
(b) Closed-end loans secured by 1–4 family residential properties:							
(1) Secured by first liens	K057		K058		K059		12.a.(3)(b)(1)
(2) Secured by junior liens	K060		K061		K062		12.a.(3)(b)(2)
(4) Secured by multifamily (5 or more) residential properties	K063		K064		K065		12.a.(4)

Schedule RC-N—Continued

Dollar Amounts in Thousands	(Column A) Past due 30 through 89 days and still accruing		(Column B) Past due 90 days or more and still accruing		(Column C) Nonaccrual		
	RCON	Amount	RCON	Amount	RCON	Amount	
12. a. (5) Secured by nonfarm nonresidential properties:							
(a) Loans secured by owner-occupied nonfarm nonresidential properties	K066		K067		K068		12.a.(5)(a)
(b) Loans secured by other nonfarm nonresidential properties.....	K069		K070		K071		12.a.(5)(b)
b.- d. Not applicable	RCFD		RCFD		RCFD		
e. All other loans and all leases	K087		K088		K089		12.e.
f. Portion of covered loans and leases included in items 12.a through 12.e above that is protected by FDIC loss-sharing agreements.....	K102		K103		K104		12. f.

DRAFT

Schedule RC-N—Continued

Memoranda

Dollar Amounts in Thousands	(Column A) Past due 30 through 89 days and still accruing		(Column B) Past due 90 days or more and still accruing		(Column C) Nonaccrual		
	RCON	Amount	RCON	Amount	RCON	Amount	
1. Loans restructured in troubled debt restructurings included in Schedule RC-N, items 1 through 7, above (and not reported in Schedule RC-C, Part I, Memorandum item 1):							
a. Construction, land development, and other land loans in domestic offices:							
(1) 1–4 family residential construction loans	K105		K106		K107		M.1.a.(1)
(2) Other construction loans and all land development and other land loans	K108		K109		K110		M.1.a.(2)
b. Loans secured by 1–4 family residential properties in domestic offices	F661		F662		F663		M.1.b.
c. Secured by multifamily (5 or more) residential properties in domestic offices	K111		K112		K113		M.1.c.
d. Secured by nonfarm nonresidential properties in domestic offices:							
(1) Loans secured by owner-occupied nonfarm nonresidential properties	K114		K115		K116		M.1.d.(1)
(2) Loans secured by other nonfarm nonresidential properties	K117		K118		K119		M.1.d.(2)
e. Commercial and industrial loans:	RCFD		RCFD		RCFD		
(1) To U.S. addressees (domicile)	K120		K121		K122		M.1.e.(1)
(2) To non-U.S. addressees (domicile)	K123		K124		K125		M.1.e.(2)
f. All other loans (include loans to individuals for household, family, and other personal expenditures)	K126		K127		K128		M.1. f.
<i>Itemize loan categories included in Memorandum item 1.f, above that exceed 10 percent of total loans restructured in troubled debt restructurings that are past due 30 days or more or in nonaccrual status (sum of Memorandum items 1.a through 1.f, columns A through C):</i>							
(1) Loans secured by farmland in domestic offices	RCON		RCON		RCON		
	K130		K131		K132		M.1. f.(1)
	RCFD		RCFD		RCFD		
(2) Not applicable							
(3) Loans to finance agricultural production and other loans to farmers	K138		K139		K140		M.1. f.(3)
(4) Loans to individuals for household, family, and other personal expenditures:							
(a) Credit cards	K274		K275		K276		M.1. f.(4)(a)
(b) Automobile loans	K277		K278		K279		M.1. f.(4)(b)
(c) Other (includes revolving credit plans other than credit cards, and other consumer loans)	K280		K281		K282		M.1. f.(4)(c)

Schedule RC-N—Continued

Memoranda—Continued

	(Column A) Past due 30 through 89 days and still accruing		(Column B) Past due 90 days or more and still accruing		(Column C) Nonaccrual		
	RCFD	Amount	RCFD	Amount	RCFD	Amount	
Dollar Amounts in Thousands							
1. g. Total loans restructured in troubled debt restructurings included in Schedule RC-N, items 1 through 7, above (sum of Memorandum items 1.a.(1) through 1.f) ¹	HK26		HK27		HK28		M.1.g.
2. Loans to finance commercial real estate, construction, and land development activities (not secured by real estate) included in Schedule RC-N, items 4 and 7, above	6558		6559		6560		M.2.
3. Loans secured by real estate to non-U.S. addressees (domicile) (included in Schedule RC-N, item 1, above)	1248		1249		1250		M.3.
4. Not applicable							
5. Loans and leases held for sale (included in Schedule RC-N, items 1 through 8, above)	C240		C241		C226		M.5.

	(Column A) Past due 30 through 89 days		(Column B) Past due 90 days or more		
	RCFD	Amount	RCFD	Amount	
Dollar Amounts in Thousands					
6. Derivative contracts: Fair value of amounts carried as assets	3529		3530		M.6.

Memorandum items 7, 8, 9.a, and 9.b are to be completed semiannually in the June and December reports only.

	RCFD	Amount	
7. Additions to nonaccrual assets during the previous six months	C410		M.7.
8. Nonaccrual assets sold during the previous six months	C411		M.8.

	(Column A) Past due 30 through 89 days and still accruing		(Column B) Past due 90 days or more and still accruing		(Column C) Nonaccrual		
	RCFD	Amount	RCFD	Amount	RCFD	Amount	
Dollar Amounts in Thousands							
9. Purchased credit-impaired loans accounted for in accordance with FASB ASC 310-30 (former AICPA Statement of Position 03-3): ²							
a. Outstanding balance	L183		L184		L185		M.9.a.
b. Amount included in Schedule RC-N, items 1 through 7, above	L186		L187		L188		M.9.b.

1. Exclude amounts reported in Memorandum items 1.f.(1) through 1.f.(4) when calculating the total in Memorandum item 1.g.
2. Memorandum items 9.a and 9.b should be completed only by institutions that have not yet adopted ASU 2016-13.

Schedule RC-O—Other Data for Deposit Insurance and FICO Assessments

All FDIC-insured depository institutions must complete items 1 through 9, 10, and 11, Memorandum item 1, and, if applicable, item 9.a, Memorandum items 2 through 4 and 6 through 18 each quarter. Unless otherwise indicated, complete items 1 through 11 and Memorandum items 1 through 4 on an "unconsolidated single FDIC certificate number basis" (see instructions) and complete Memorandum items 6 through 18 on a fully consolidated basis.

Dollar Amounts in Thousands		RCFD	Amount	
1. Total deposit liabilities before exclusions (gross) as defined in Section 3(l) of the Federal Deposit Insurance Act and FDIC regulations		F236		1.
2. Total allowable exclusions, including interest accrued and unpaid on allowable exclusions (including foreign deposits).....		F237		2.
3. Total foreign deposits, including interest accrued and unpaid thereon (included in item 2 above).....		RCFN		
		F234		3.
		RCFD		
4. Average consolidated total assets for the calendar quarter.....		K652		4.
a. Averaging method used				
(for daily averaging, enter 1, for weekly averaging, enter 2).....	K653	Number		4.a.
			Amount	
5. Average tangible equity for the calendar quarter ¹		K654		5.
6. Holdings of long-term unsecured debt issued by other FDIC-insured depository institutions		K655		6.
7. Unsecured "Other borrowings" with a remaining maturity of (sum of items 7.a through 7.d must be less than or equal to Schedule RC-M, items 5.b.(1)(a)-(d) minus item 10.b):				
a. One year or less		G465		7.a.
b. Over one year through three years		G466		7.b.
c. Over three years through five years		G467		7.c.
d. Over five years		G468		7.d.
8. Subordinated notes and debentures with a remaining maturity of (sum of items 8.a through 8.d must equal Schedule RC, item 19):				
a. One year or less		G469		8.a.
b. Over one year through three years		G470		8.b.
c. Over three years through five years		G471		8.c.
d. Over five years		G472		8.d.
Brokered reciprocal deposits		RCON		
9. Reciprocal brokered deposits (included in Schedule RC-E, Part I, Memorandum item 1.b)		G803		9.
<i>Item 9.a is to be completed on a fully consolidated basis by all institutions that own another insured depository institution.</i>				
brokered reciprocal deposits				
a. Fully consolidated reciprocal brokered deposits		L190		9.a.
10. Banker's bank certification:				
Does the reporting institution meet both the statutory definition of a banker's bank and the business conduct test set forth in FDIC regulations?.....		RCFD	Yes No	10.
	K656			
<i>If the answer to item 10 is "YES," complete items 10.a and 10.b.</i>			Amount	
a. Banker's bank deduction		K657		10.a.
b. Banker's bank deduction limit		K658		10.b.
11. Custodial bank certification:				
Does the reporting institution meet the definition of a custodial bank set forth in FDIC regulations?			Yes No	11.
	K659			
<i>If the answer to item 11 is "YES," complete items 11.a and 11.b.²</i>			Amount	
a. Custodial bank deduction		K660		11.a.
b. Custodial bank deduction limit		K661		11.b.

1. See instructions for averaging methods. For deposit insurance assessment purposes, tangible equity is defined as Tier 1 capital as set forth in the banking agencies' regulatory capital standards and reported in Schedule RC-R, Part I, item 26, except as described in the instructions.
2. If the amount reported in item 11.b is zero, item 11.a may be left blank.

Schedule RC-O—Continued

Memoranda

Dollar Amounts in Thousands		RCON	Amount		
1. Total deposit liabilities of the bank, including related interest accrued and unpaid, less allowable exclusions, including related interest accrued and unpaid (sum of Memorandum items 1.a.(1), 1.b.(1), 1.c.(1), and 1.d.(1) must equal Schedule RC-O, item 1 less item 2):					
a. Deposit accounts (excluding retirement accounts) of \$250,000 or less: ¹					
(1) Amount of deposit accounts (excluding retirement accounts) of \$250,000 or less.....	F049			M.1.a.(1)	
(2) Number of deposit accounts (excluding retirement accounts) of \$250,000 or less	F050	Number		M.1.a.(2)	
b. Deposit accounts (excluding retirement accounts) of more than \$250,000: ¹					
(1) Amount of deposit accounts (excluding retirement accounts) of more than \$250,000	F051			M.1.b.(1)	
(2) Number of deposit accounts (excluding retirement accounts) of more than \$250,000	F052	Number		M.1.b.(2)	
c. Retirement deposit accounts of \$250,000 or less: ¹					
(1) Amount of retirement deposit accounts of \$250,000 or less	F045			M.1.c.(1)	
(2) Number of retirement deposit accounts of \$250,000 or less.....	F046	Number		M.1.c.(2)	
d. Retirement deposit accounts of more than \$250,000: ¹					
(1) Amount of retirement deposit accounts of more than \$250,000	F047			M.1.d.(1)	
(2) Number of retirement deposit accounts of more than \$250,000	F048	Number		M.1.d.(2)	
<i>Memorandum item 2 is to be completed by banks with \$1 billion or more in total assets.²</i>					
2. Estimated amount of uninsured deposits in domestic offices of the bank and in insured branches in Puerto Rico and U.S. territories and possessions, including related interest accrued and unpaid (see instructions) ³	5597			M.2.	
3. Has the reporting institution been consolidated with a parent bank or savings association in that parent bank's or parent savings association's Call Report?					
If so, report the legal title and FDIC Certificate Number of the parent bank or parent savings association:					
TEXT A545	RCON	FDIC Cert. No.			M.3.
	A545				
	RCFN				
4. Dually payable deposits in the reporting institution's foreign branches	GW43			M.4.	
5. Not applicable					

1. The dollar amounts used as the basis for reporting in Memorandum items 1.a through 1.d reflect the deposit insurance limits in effect on the report date.
 2. The \$1 billion asset-size test is based on the total assets reported on the June 30, 2018, Report of Condition.
 3. Uninsured deposits should be estimated based on the deposit insurance limits set forth in Memorandum items 1.a through 1.d.

Schedule RC-O—Continued

Amounts reported in Memorandum items 6 through 9, 14, and 15 will not be made available to the public on an individual institution basis.

Memoranda—Continued

	Dollar Amounts in Thousands	RCFD	Amount
<i>Memorandum items 6 through 12 are to be completed by "large institutions" and "highly complex institutions" as defined in FDIC regulations.</i>			
6. Criticized and classified items:			
a. Special mention		K663	M.6.a.
b. Substandard		K664	M.6.b.
c. Doubtful		K665	M.6.c.
d. Loss		K666	M.6.d.
7. "Nontraditional 1–4 family residential mortgage loans" as defined for assessment purposes only in FDIC regulations:			
a. Nontraditional 1–4 family residential mortgage loans		N025	M.7.a.
b. Securitizations of nontraditional 1–4 family residential mortgage loans		N026	M.7.b.
8. "Higher-risk consumer loans" as defined for assessment purposes only in FDIC regulations:			
a. Higher-risk consumer loans		N027	M.8.a.
b. Securitizations of higher-risk consumer loans		N028	M.8.b.
9. "Higher-risk commercial and industrial loans and securities" as defined for assessment purposes only in FDIC regulations:			
a. Higher-risk commercial and industrial loans and securities		N029	M.9.a.
b. Securitizations of higher-risk commercial and industrial loans and securities		N030	M.9.b.
10. Commitments to fund construction, land development, and other land loans secured by real estate for the consolidated bank:			
a. Total unfunded commitments		K676	M.10.a.
b. Portion of unfunded commitments guaranteed or insured by the U.S. government (including the FDIC)		K677	M.10.b.
11. Amount of other real estate owned recoverable from the U.S. government under guarantee or insurance provisions (excluding FDIC loss-sharing agreements)		K669	M.11.
12. Nonbrokered time deposits of more than \$250,000 in domestic offices (included in Schedule RC-E, Part I, Memorandum item 2.d).....		RCON K678	M.12.
<i>Memorandum item 13.a is to be completed by "large institutions" and "highly complex institutions" as defined in FDIC regulations. Memorandum items 13.b through 13.h are to be completed by "large institutions" only.</i>			
13. Portion of funded loans and securities in domestic and foreign offices guaranteed or insured by the U.S. government (including FDIC loss-sharing agreements):		RCFD	
a. Construction, land development, and other land loans secured by real estate		N177	M.13.a.
b. Loans secured by multifamily residential and nonfarm nonresidential properties.....		N178	M.13.b.
c. Closed-end loans secured by first liens on 1–4 family residential properties		N179	M.13.c.
d. Closed-end loans secured by junior liens on 1–4 family residential properties and revolving, open-end loans secured by 1–4 family residential properties and extended under lines of credit		N180	M.13.d.
e. Commercial and industrial loans		N181	M.13.e.
f. Credit card loans to individuals for household, family, and other personal expenditures		N182	M.13.f.
g. All other loans to individuals for household, family, and other personal expenditures		N183	M.13.g.
h. Non-agency residential mortgage-backed securities		M963	M.13.h.
<i>Memorandum items 14 and 15 are to be completed by "highly complex institutions" as defined in FDIC regulations.</i>			
14. Amount of the institution's largest counterparty exposure		K673	M.14.
15. Total amount of the institution's 20 largest counterparty exposures		K674	M.15.

Schedule RC-O—Continued

Memoranda—Continued

Dollar Amounts in Thousands	RCFD	Amount	
<i>Memorandum item 16 is to be completed by "large institutions" and "highly complex institutions" as defined in FDIC regulations.</i>			
16. Portion of loans restructured in troubled debt restructurings that are in compliance with their modified terms and are guaranteed or insured by the U.S. government (including the FDIC) (included in Schedule RC-C, Part I, Memorandum item 1)	L189		M.16.
<i>Memorandum item 17 is to be completed on a fully consolidated basis by those "large institutions" and "highly complex institutions" as defined in FDIC regulations that own another insured depository institution.</i>			
17. Selected fully consolidated data for deposit insurance assessment purposes:			
a. Total deposit liabilities before exclusions (gross) as defined in Section 3(l) of the Federal Deposit Insurance Act and FDIC regulations.....	L194		M.17.a.
b. Total allowable exclusions, including interest accrued and unpaid on allowable exclusions (including foreign deposits).....	L195		M.17.b.
c. Unsecured "Other borrowings" with a remaining maturity of one year or less	L196		M.17.c.
d. Estimated amount of uninsured deposits in domestic offices of the institution and in insured branches in Puerto Rico and U.S. territories and possessions, including related interest accrued and unpaid	RCON L197		M.17.d.



Schedule RC-O—Continued

Memorandum item 18 is to be completed by “large institutions” and “highly complex institutions” as defined in FDIC regulations. Amounts reported in Memorandum item 18 will not be made available to the public on an individual institution basis.

		Two-Year Probability of Default (PD)								
		(Column A)	(Column B)	(Column C)	(Column D)	(Column E)	(Column F)	(Column G)	(Column H)	
		≤ 1%	1.01–4%	4.01–7%	7.01–10%	10.01–14%	14.01–16%	16.01–18%	18.01–20%	
Dollar Amounts in Thousands		Amount	Amount	Amount	Amount	Amount	Amount	Amount	Amount	
18.	Outstanding balance of 1–4 family residential mortgage loans, consumer loans, and consumer leases by two-year probability of default:									
	a. “Nontraditional 1–4 family residential mortgage loans” as defined for assessment purposes only in FDIC regulations	RCFD M964	RCFD M965	RCFD M966	RCFD M967	RCFD M968	RCFD M969	RCFD M970	RCFD M971	M.18.a.
	b. Closed-end loans secured by first liens on 1–4 family residential properties	RCFD M979	RCFD M980	RCFD M981	RCFD M982	RCFD M983	RCFD M984	RCFD M985	RCFD M986	M.18.b.
	c. Closed-end loans secured by junior liens on 1–4 family residential properties	RCFD M994	RCFD M995	RCFD M996	RCFD M997	RCFD M998	RCFD M999	RCFD N001	RCFD N002	M.18.c.
	d. Revolving, open-end loans secured by 1–4 family residential properties and extended under lines of credit	RCFD N010	RCFD N011	RCFD N012	RCFD N013	RCFD N014	RCFD N015	RCFD N016	RCFD N017	M.18.d.
		RCFD N040	RCFD N041	RCFD N042	RCFD N043	RCFD N044	RCFD N045	RCFD N046	RCFD N047	
	e. Credit cards	RCFD N055	RCFD N056	RCFD N057	RCFD N058	RCFD N059	RCFD N060	RCFD N061	RCFD N062	M.18.e.
	f. Automobile loans	RCFD N070	RCFD N071	RCFD N072	RCFD N073	RCFD N074	RCFD N075	RCFD N076	RCFD N077	M.18.f.
	g. Student loans									M.18.g.
	h. Other consumer loans and revolving credit plans other than credit cards	RCFD N085	RCFD N086	RCFD N087	RCFD N088	RCFD N089	RCFD N090	RCFD N091	RCFD N092	M.18.h.
		RCFD N100	RCFD N101	RCFD N102	RCFD N103	RCFD N104	RCFD N105	RCFD N106	RCFD N107	
	i. Consumer leases	RCFD N115	RCFD N116	RCFD N117	RCFD N118	RCFD N119	RCFD N120	RCFD N121	RCFD N122	M.18.i.
	j. Total.....									M.18.j.

Schedule RC-O—Continued

Memorandum item 18 is to be completed by “large institutions” and “highly complex institutions” as defined in FDIC regulations. Amounts reported in Memorandum item 18 will not be made available to the public on an individual institution basis.

Dollar Amounts in Thousands	Two-Year Probability of Default (PD)						(Column O) PDs Were Derived Using ¹ Number
	(Column I)	(Column J)	(Column K)	(Column L)	(Column M)	(Column N)	
	20.01–22%	22.01–26%	26.01–30%	> 30%	Unscoreable	Total	
Amount	Amount	Amount	Amount	Amount	Amount	Amount	Number
18. Outstanding balance of 1–4 family residential mortgage loans, consumer loans, and consumer leases by two-year probability of default:							
a. “Nontraditional 1–4 family residential mortgage loans” as defined for assessment purposes only in FDIC regulations	RCFD M972	RCFD M973	RCFD M974	RCFD M975	RCFD M976	RCFD M977	RCFD M978
b. Closed-end loans secured by first liens on 1–4 family residential properties	RCFD M987	RCFD M988	RCFD M989	RCFD M990	RCFD M991	RCFD M992	RCFD M993
c. Closed-end loans secured by junior liens on 1–4 family residential properties	RCFD N003	RCFD N004	RCFD N005	RCFD N006	RCFD N007	RCFD N008	RCFD N009
d. Revolving, open-end loans secured by 1–4 family residential properties and extended under lines of credit	RCFD N018	RCFD N019	RCFD N020	RCFD N021	RCFD N022	RCFD N023	RCFD N024
e. Credit cards	RCFD N048	RCFD N049	RCFD N050	RCFD N051	RCFD N052	RCFD N053	RCFD N054
f. Automobile loans	RCFD N063	RCFD N064	RCFD N065	RCFD N066	RCFD N067	RCFD N068	RCFD N069
g. Student loans	RCFD N078	RCFD N079	RCFD N080	RCFD N081	RCFD N082	RCFD N083	RCFD N084
h. Other consumer loans and revolving credit plans other than credit cards	RCFD N093	RCFD N094	RCFD N095	RCFD N096	RCFD N097	RCFD N098	RCFD N099
i. Consumer leases	RCFD N108	RCFD N109	RCFD N110	RCFD N111	RCFD N112	RCFD N113	RCFD N114
j. Total.....	RCFD N123	RCFD N124	RCFD N125	RCFD N126	RCFD N127	RCFD N128	

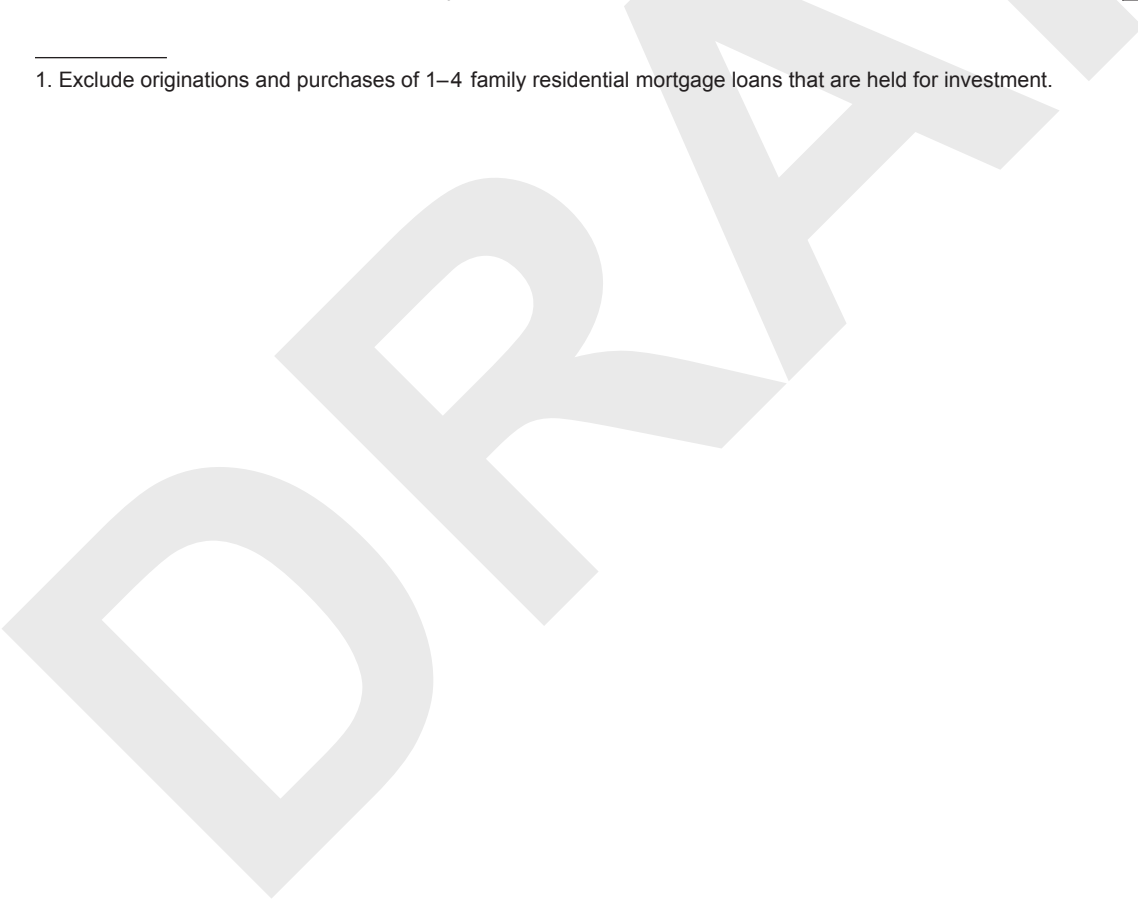
1. For PDs derived using scores and default rate mappings provided by a third-party vendor, enter 1; for PDs derived using an internal approach, enter 2; for PDs derived using third-party vendor mappings for some loans within a product type and an internal approach for other loans within the same product type, enter 3. If the total reported in Column N for a product type is zero, enter 0.

Schedule RC-P—1–4 Family Residential Mortgage Banking Activities in Domestic Offices

Schedule RC-P is to be completed by banks at which either 1–4 family residential mortgage loan originations and purchases for resale¹ from all sources, loan sales, or quarter-end loans held for sale or trading in domestic offices exceed \$10 million for two consecutive quarters.

	Dollar Amounts in Thousands	RCON	Amount	
1. Retail originations during the quarter of 1–4 family residential mortgage loans for sale ¹		HT81		1.
2. Wholesale originations and purchases during the quarter of 1–4 family residential mortgage loans for sale ¹		HT82		2.
3. 1–4 family residential mortgage loans sold during the quarter		FT04		3.
4. 1–4 family residential mortgage loans held for sale or trading at quarter-end (included in Schedule RC, items 4.a and 5)		FT05		4.
5. Noninterest income <i>for the quarter</i> from the sale, securitization, and servicing of 1–4 family residential mortgage loans (included in Schedule RI, items 5.c, 5.f, 5.g, and 5.i).....		RIAD		5.
		HT85		
		RCON		
6. Repurchases and indemnifications of 1–4 family residential mortgage loans <i>during the quarter</i>		HT86		6.
7. Representation and warranty reserves for 1–4 family residential mortgage loans sold:				
a. For representations and warranties made to U.S. government agencies and government-sponsored agencies		L191		7.a.
b. For representations and warranties made to other parties		L192		7.b.
c. Total representation and warranty reserves (sum of items 7.a and 7.b)		M288		7.c.

1. Exclude originations and purchases of 1–4 family residential mortgage loans that are held for investment.



Schedule RC-Q—Assets and Liabilities Measured at Fair Value on a Recurring Basis

Schedule RC-Q is to be completed by banks that:

- (1) Have elected to report financial instruments or servicing assets and liabilities at fair value under a fair value option with changes in fair value recognized in earnings, or
- (2) Are required to complete Schedule RC-D, Trading Assets and Liabilities.

	(Column A) Total Fair Value Reported on Schedule RC		(Column B) LESS: Amounts Netted in the Determination of Total Fair Value		(Column C) Level 1 Fair Value Measurements		(Column D) Level 2 Fair Value Measurements		(Column E) Level 3 Fair Value Measurements		
	RCFD	Amount	RCFD	Amount	RCFD	Amount	RCFD	Amount	RCFD	Amount	
Dollar Amounts in Thousands											
Assets											
1. Available-for-sale debt securities and equity securities with readily determinable fair values not held for trading ¹	JA36		G474		G475		G476		G477		1.
2. Federal funds sold and securities purchased under agreements to resell.....	G478		G479		G480		G481		G482		2.
3. Loans and leases held for sale.....	G483		G484		G485		G486		G487		3.
4. Loans and leases held for investment.....	G488		G489		G490		G491		G492		4.
5. Trading assets:											
a. Derivative assets.....	3543		G493		G494		G495		G496		5.a.
b. Other trading assets.....	G497		G498		G499		G500		G501		5.b.
(1) Nontrading securities at fair value with changes in fair value reported in current earnings (included in Schedule RC-Q, item 5.b above).....	F240		F684		F692		F241		F242		5.b.(1)
6. All other assets.....	G391		G392		G395		G396		G804		6.
7. Total assets measured at fair value on a recurring basis (sum of items 1 through 5.b plus item 6).....	G502		G503		G504		G505		G506		7.

1. For institutions that have adopted ASU 2016-01, which includes provisions governing the accounting for investments in equity securities, the amount reported in item 1, column A, must equal the sum of Schedule RC, items 2.b and 2.c. For institutions that have not adopted ASU 2016-01, the amount reported in item 1, column A, must equal Schedule RC, item 2.b.

Schedule RC-Q—Continued

Dollar Amounts in Thousands	(Column A) Total Fair Value Reported on Schedule RC		(Column B) LESS: Amounts Netted in the Determination of Total Fair Value		(Column C) Level 1 Fair Value Measurements		(Column D) Level 2 Fair Value Measurements		(Column E) Level 3 Fair Value Measurements		
	RCFD	Amount	RCFD	Amount	RCFD	Amount	RCFD	Amount	RCFD	Amount	
Liabilities											
8. Deposits	F252		F686		F694		F253		F254		8.
9. Federal funds purchased and securities sold under agreements to repurchase	G507		G508		G509		G510		G511		9.
10. Trading liabilities:											
a. Derivative liabilities	3547		G512		G513		G514		G515		10.a.
b. Other trading liabilities	G516		G517		G518		G519		G520		10.b.
11. Other borrowed money	G521		G522		G523		G524		G525		11.
12. Subordinated notes and debentures	G526		G527		G528		G529		G530		12.
13. All other liabilities	G805		G806		G807		G808		G809		13.
14. Total liabilities measured at fair value on a recurring basis (sum of items 8 through 13)	G531		G532		G533		G534		G535		14.

Memoranda

1. All other assets (itemize and describe amounts included in Schedule RC-Q, item 6, that are greater than \$100,000 and exceed 25 percent of item 6):											
a. Mortgage servicing assets	G536		G537		G538		G539		G540		M.1.a.
b. Nontrading derivative assets	G541		G542		G543		G544		G545		M.1.b.
c. <small>TEXT G546</small>	G546		G547		G548		G549		G550		M.1.c.
d. <small>TEXT G551</small>	G551		G552		G553		G554		G555		M.1.d.
e. <small>TEXT G556</small>	G556		G557		G558		G559		G560		M.1.e.
f. <small>TEXT G561</small>	G561		G562		G563		G564		G565		M.1.f.
2. All other liabilities (itemize and describe amounts included in Schedule RC-Q, item 13, that are greater than \$100,000 and exceed 25 percent of item 13):											
a. Loan commitments (not accounted for as derivatives)	F261		F689		F697		F262		F263		M.2.a.
b. Nontrading derivative liabilities	G566		G567		G568		G569		G570		M.2.b.
c. <small>TEXT G571</small>	G571		G572		G573		G574		G575		M.2.c.
d. <small>TEXT G576</small>	G576		G577		G578		G579		G580		M.2.d.
e. <small>TEXT G581</small>	G581		G582		G583		G584		G585		M.2.e.
f. <small>TEXT G586</small>	G586		G587		G588		G589		G590		M.2.f.

Schedule RC-Q—Continued

Memoranda—Continued

	Consolidated Bank		
	RCFD	Amount	
Dollar Amounts in Thousands			
3. Loans measured at fair value (included in Schedule RC-C, Part I, items 1 through 9):			
a. Loans secured by real estate:			
(1) Secured by 1–4 family residential properties	HT87		M.3.a.(1)
(2) All other loans secured by real estate	HT88		M.3.a.(2)
b. Commercial and industrial loans	F585		M.3.b.
c. Loans to individuals for household, family, and other personal expenditures (i.e., consumer loans) (includes purchased paper):	HT89		M.3.c.
d. Other loans	F589		M.3.d.
4. Unpaid principal balance of loans measured at fair value (reported in Schedule RC-Q, Memorandum item 3):			
a. Loans secured by real estate:			
(1) Secured by 1–4 family residential properties	HT91		M.4.a.(1)
(2) All other loans secured by real estate	HT92		M.4.a.(2)
b. Commercial and industrial loans	F597		M.4.b.
c. Loans to individuals for household, family, and other personal expenditures (i.e., consumer loans) (includes purchased paper):	HT93		M.4.c.
d. Other loans	F601		M.4.d.

a. To be completed only by institutions that have adopted ASU 2016-13:
 Does your institution have a CECL transition election in effect as of the quarter-end report date?
 (enter "1" for Yes; enter "0" for No.)

0=No	RCOA	2.a.
1=Yes	JJ29	

Schedule RC-R—Regulatory Capital

Part I. Regulatory Capital Components and Ratios

Part I is to be completed on a consolidated basis.

Dollar Amounts in Thousands		RCFA	Amount	
Common Equity Tier 1 Capital				
1. Common stock plus related surplus, net of treasury stock and unearned employee stock ownership plan (ESOP) shares.....	P742			1.
	RCFD			
2. Retained earnings ¹	KW00			2.
	RCFA			
3. Accumulated other comprehensive income (AOCI).....	B530			3.
a. AOCI opt-out election (enter "1" for Yes; enter "0" for No.) (Advanced approaches institutions must enter "0" for No.)		0=No 1=Yes	RCOA P838	3.a.
	RCFA		Amount	
4. Common equity tier 1 minority interest includable in common equity tier 1 capital	P839			4.
5. Common equity tier 1 capital before adjustments and deductions (sum of items 1 through 4)	P840			5.
Common Equity Tier 1 Capital: Adjustments and Deductions				
6. LESS: Goodwill net of associated deferred tax liabilities (DTLs)	P841			6.
7. LESS: Intangible assets (other than goodwill and mortgage servicing assets (MSAs)), net of associated DTLs	P842			7.
8. LESS: Deferred tax assets (DTAs) that arise from net operating loss and tax credit carryforwards, net of any related valuation allowances and net of DTLs.....	P843			8.
9. AOCI-related adjustments (if entered "1" for Yes in item 3.a, complete only items 9.a through 9.e; if entered "0" for No in item 3.a, complete only item 9.f):				
a. LESS: Net unrealized gains (losses) on available-for-sale securities (if a gain, report as a positive value; if a loss, report as a negative value) ²	P844			9.a.
b. LESS: Net unrealized loss on available-for-sale preferred stock classified as an equity security under GAAP and available-for-sale equity exposures (report loss as a positive value) ³	P845			9.b.
c. LESS: Accumulated net gains (losses) on cash flow hedges (if a gain, report as a positive value; if a loss, report as a negative value)	P846			9.c.
d. LESS: Amounts recorded in AOCI attributed to defined benefit postretirement plans resulting from the initial and subsequent application of the relevant GAAP standards that pertain to such plans (if a gain, report as a positive value; if a loss, report as a negative value)...	P847			9.d.
e. LESS: Net unrealized gains (losses) on held-to-maturity securities that are included in AOCI (if a gain, report as a positive value; if a loss, report as a negative value).....	P848			9.e.
f. To be completed only by institutions that entered "0" for No in item 3.a: LESS: Accumulated net gain (loss) on cash flow hedges included in AOCI, net of applicable income taxes, that relates to the hedging of items that are not recognized at fair value on the balance sheet (if a gain, report as a positive value; if a loss, report as a negative value)	P849			9.f.
10. Other deductions from (additions to) common equity tier 1 capital before threshold-based deductions:				
a. LESS: Unrealized net gain (loss) related to changes in the fair value of liabilities that are due to changes in own credit risk (if a gain, report as a positive value; if a loss, report as a negative value).....	Q258			10.a.
b. LESS: All other deductions from (additions to) common equity tier 1 capital before threshold-based deductions.....	P850			10.b.
11. LESS: Non-significant investments in the capital of unconsolidated financial institutions in the form of common stock that exceed the 10 percent threshold for non-significant investments	P851			11.
12. Subtotal (item 5 minus items 6 through 11)	P852			12.

1. Institutions that have adopted ASU 2016-13 and have elected to apply the CECL transition provision should include the applicable portion of the CECL transitional amount in this item.
 2. Institutions that entered "1" for Yes in item 3.a and have adopted ASU 2016-01, which includes provisions governing the accounting for investments in equity securities, should report net unrealized gains (losses) on available-for-sale debt securities in item 9.a. Institutions that entered "1" for Yes in item 3.a and have not adopted ASU 2016-01 should report net unrealized gains (losses) on available-for-sale debt and equity securities in item 9.a.
 3. Item 9.b is to be completed only by institutions that entered "1" for Yes in item 3.a and have not adopted ASU 2016-01. See instructions for further detail on ASU 2016-01.

Schedule RC-R—Continued

Part I—Continued

	Dollar Amounts in Thousands		
	RCFA	Amount	
13. LESS: Significant investments in the capital of unconsolidated financial institutions in the form of common stock, net of associated DTLs, that exceed the 10 percent common equity tier 1 capital deduction threshold	P853		13.
14. LESS: MSAs, net of associated DTLs, that exceed the 10 percent common equity tier 1 capital deduction threshold	P854		14.
15. LESS: DTAs arising from temporary differences that could not be realized through net operating loss carrybacks, net of related valuation allowances and net of DTLs, that exceed the 10 percent common equity tier 1 capital deduction threshold	P855		15.
16. LESS: Amount of significant investments in the capital of unconsolidated financial institutions in the form of common stock, net of associated DTLs; MSAs, net of associated DTLs; and DTAs arising from temporary differences that could not be realized through net operating loss carrybacks, net of related valuation allowances and net of DTLs; that exceeds the 15 percent common equity tier 1 capital deduction threshold	P856		16.
17. LESS: Deductions applied to common equity tier 1 capital due to insufficient amounts of additional tier 1 capital and tier 2 capital to cover deductions	P857		17.
18. Total adjustments and deductions for common equity tier 1 capital (sum of items 13 through 17) ...	P858		18.
19. Common equity tier 1 capital (item 12 minus item 18)	P859		19.
Additional Tier 1 Capital			
20. Additional tier 1 capital instruments plus related surplus	P860		20.
21. Non-qualifying capital instruments subject to phase-out from additional tier 1 capital	P861		21.
22. Tier 1 minority interest not included in common equity tier 1 capital	P862		22.
23. Additional tier 1 capital before deductions (sum of items 20, 21, and 22)	P863		23.
24. LESS: Additional tier 1 capital deductions	P864		24.
25. Additional tier 1 capital (greater of item 23 minus item 24, or zero)	P865		25.
Tier 1 Capital			
26. Tier 1 capital (sum of items 19 and 25)	8274		26.
Tier 2 Capital			
27. Tier 2 capital instruments plus related surplus	P866		27.
28. Non-qualifying capital instruments subject to phase-out from tier 2 capital	P867		28.
29. Total capital minority interest that is not included in tier 1 capital	P868		29.
30. a. Allowance for loan and lease losses includable in tier 2 capital ^{1,2}	5310		30.a.
b. (Advanced approaches institutions that exit parallel run only): Eligible credit reserves includable in tier 2 capital	RCFW 5310		30.b.
31. Unrealized gains on available-for-sale preferred stock classified as an equity security under GAAP and available-for-sale equity exposures includable in tier 2 capital ³	RCFA Q257		31.
32. a. Tier 2 capital before deductions (sum of items 27 through 30.a, plus item 31)	P870		32.a.
b. (Advanced approaches institutions that exit parallel run only): Tier 2 capital before deductions (sum of items 27 through 29, plus items 30.b and 31)	RCFW P870		32.b.
33. LESS: Tier 2 capital deductions	RCFA P872		33.
34. a. Tier 2 capital (greater of item 32.a minus item 33, or zero)	5311		34.a.
b. (Advanced approaches institutions that exit parallel run only): Tier 2 capital (greater of item 32.b minus item 33, or zero)	RCFW 5311		34.b.
Total Capital			
35. a. Total capital (sum of items 26 and 34.a)	RCFA 3792		35.a.
b. (Advanced approaches institutions that exit parallel run only): Total capital (sum of items 26 and 34.b)	RCFW 3792		35.b.

1. Institutions that have adopted ASU 2016-13 should report the amount of adjusted allowances for credit losses (AACL), as defined in the regulatory capital rule, includable in tier 2 capital in item 30.a.

2. Institutions that have adopted ASU 2016-13 and have elected to apply the CECL transition provision should subtract the applicable portion of the AACL transitional amount from the AACL, as defined in the regulatory capital rule, before determining the amount of AACL includable in tier 2 capital. See instructions for further detail on the CECL transition provision.

3. Item 31 is to be completed only by institutions that have not adopted ASU 2016-01, which includes provisions governing the accounting for investments in equity securities. See instructions for further detail on ASU 2016-01.

Schedule RC-R—Continued

Part I—Continued

	Dollar Amounts in Thousands		RCFA	Amount	
Total Assets for the Leverage Ratio					
36. Average total consolidated assets ¹			KW03		36.
37. LESS: Deductions from common equity tier 1 capital and additional tier 1 capital (sum of items 6, 7, 8, 10.b, 11, 13 through 17, and certain elements of item 24 - see instructions)			RCFA		37.
			P875		37.
38. LESS: Other deductions from (additions to) assets for leverage ratio purposes			B596		38.
39. Total assets for the leverage ratio (item 36 minus items 37 and 38)			A224		39.
Total Risk-Weighted Assets					
40. a. Total risk-weighted assets (from Schedule RC-R, Part II, item 31)			A223		40.a.
b. (Advanced approaches institutions that exit parallel run only): Total risk-weighted assets using advanced approaches rule (from FFIEC 101 Schedule A, item 60)			RCFW		40.b.
			A223		40.b.
Risk-Based Capital Ratios*					
41. Common equity tier 1 capital ratio (Column A: item 19 divided by item 40.a) (Advanced approaches institutions that exit parallel run only: Column B: item 19 divided by item 40.b)	(Column A)	(Column B)			41.
	RCFA	Percentage	RCFW	Percentage	
	P793		P793		
42. Tier 1 capital ratio (Column A: item 26 divided by item 40.a) (Advanced approaches institutions that exit parallel run only: Column B: item 26 divided by item 40.b)					42.
	7206		7206		
43. Total capital ratio (Column A: item 35.a divided by item 40.a) (Advanced approaches institutions that exit parallel run only: Column B: item 35.b divided by item 40.b)					43.
	7205		7205		
Leverage Capital Ratios*					
44. Tier 1 leverage ratio (item 26 divided by item 39)	RCFA	Percentage			44.
	7204				
45. Advanced approaches institutions only: Supplementary leverage ratio information:		Amount			
a. Total leverage exposure ¹	H015				45.a.
		Percentage			
b. Supplementary leverage ratio	H036				45.b.
Capital Buffer*					
46. Institution-specific capital buffer necessary to avoid limitations on distributions and discretionary bonus payments:		RCFA	Percentage		
a. Capital conservation buffer		H311			46.a.
b. (Advanced approaches institutions that exit parallel run only): Total applicable capital buffer	RCFW	H312			46.b.
Institutions must complete items 47 and 48 if the amount in item 46.a is less than or equal to the applicable minimum capital conservation buffer:					
47. Eligible retained income		RCFA	Amount		47.
		H313			
48. Distributions and discretionary bonus payments during the quarter		H314			48.

* Report each ratio and buffer as a percentage, rounded to four decimal places, e.g., 12.3456.

1. Institutions that have adopted ASU 2016-13 and have elected to apply the CECL transition provision should include the applicable portion of the CECL transitional amount in item 36 and item 45.a.

Schedule RC-R—Continued

Part II. Risk-Weighted Assets

Institutions are required to assign a 100 percent risk weight to all assets not specifically assigned a risk weight under Subpart D of the federal banking agencies' regulatory capital rules¹ and not deducted from tier 1 or tier 2 capital.

Dollar Amounts in Thousands	(Column A) Totals From Schedule RC	(Column B) Adjustments to Totals Reported in Column A	(Column C)	(Column D)	(Column E)	(Column F)	(Column G)	(Column H)	(Column I)	(Column J)	
	Allocation by Risk-Weight Category										
	0%	2%	4%	10%	20%	50%	100%	150%			
Amount	Amount	Amount	Amount	Amount	Amount	Amount	Amount	Amount	Amount	Amount	
Balance Sheet Asset Categories²											
1. Cash and balances due from depository institutions.....	RCFD D957	RCFD S396	RCFD D958				RCFD D959	RCFD S397	RCFD D960	RCFD S398	1.
2. Securities:											
a. Held-to-maturity securities ³	RCFD D961	RCFD S399	RCFD D962	RCFD HJ74	RCFD HJ75		RCFD D963	RCFD D964	RCFD D965	RCFD S400	2.a.
b. Available-for-sale debt securities and equity securities with readily determinable fair values not held for trading.....	RCFD JA21	RCFD S402	RCFD D967	RCFD HJ76	RCFD HJ77		RCFD D968	RCFD D969	RCFD D970	RCFD S403	2.b.
3. Federal funds sold and securities purchased under agreements to resell:											
a. Federal funds sold in domestic offices.....	RCON D971		RCON D972				RCON D973	RCON S410	RCON D974	RCON S411	3.a.
b. Securities purchased under agreements to resell.....	RCFD H171	RCFD H172									3.b.
4. Loans and leases held for sale:											
a. Residential mortgage exposures.....	RCFD S413	RCFD S414	RCFD H173				RCFD S415	RCFD S416	RCFD S417		4.a.
b. High volatility commercial real estate exposures.....	RCFD S419	RCFD S420	RCFD H174				RCFD H175	RCFD H176	RCFD H177	RCFD S421	4.b.

1. For national banks and federal savings associations, 12 CFR Part 3; for state member banks, 12 CFR Part 217; and for state nonmember banks and state savings associations, 12 CFR Part 324.

2. All securitization exposures held as on-balance sheet assets of the reporting institution are to be excluded from items 1 through 8 and are to be reported instead in item 9.

3. Institutions that have adopted ASU 2016-13 and have reported held-to-maturity securities net of allowances for credit losses in item 2.a, column A, should report as a negative number in item 2.a, column B, those allowances for credit losses eligible for inclusion in tier 2 capital, which excludes allowances for credit losses on purchased credit-deteriorated assets.

Schedule RC-R—Continued

Part II—Continued

	(Column K)	(Column L)	(Column M)	(Column N)	(Column O)	(Column P)	(Column Q)	(Column R)	(Column S)	
	Allocation by Risk-Weight Category							Application of Other Risk-Weighting Approaches ¹		
	250% ²	300%	400%	600%	625%	937.5%	1250%	Exposure Amount	Risk-Weighted Asset Amount	
Dollar Amounts in Thousands	Amount	Amount	Amount	Amount	Amount	Amount	Amount	Amount	Amount	
Balance Sheet Asset Categories (continued)										
1. Cash and balances due from depository institutions.....										1.
2. Securities:										
a. Held-to-maturity securities.....										2.a.
b. Available-for-sale debt securities and equity securities with readily determinable fair values not held for trading										
	RCFD H270	RCFD S405		RCFD S406				RCFD H271	RCFD H272	2.b.
3. Federal funds sold and securities purchased under agreements to resell:										
a. Federal funds sold in domestic offices.....										3.a.
b. Securities purchased under agreements to resell.....										3.b.
4. Loans and leases held for sale:										
a. Residential mortgage exposures.....								RCFD H273	RCFD H274	4.a.
b. High volatility commercial real estate exposures.....								RCFD H275	RCFD H276	4.b.

1. Includes, for example, investments in mutual funds/investment funds, exposures collateralized by securitization exposures or mutual funds, separate account bank-owned life insurance, and default fund contributions to central counterparties.

2. Column K - 250% risk weight is applicable to advanced approaches institutions only. The 250% risk weight currently is not applicable to non-advanced approaches institutions.

Schedule RC-R—Continued

Part II—Continued

	(Column A) Totals From Schedule RC	(Column B) Adjustments to Totals Reported in Column A	(Column C)	(Column D)	(Column E)	(Column F)	(Column G)	(Column H)	(Column I)	(Column J)		
			Allocation by Risk-Weight Category									
			0%	2%	4%	10%	20%	50%	100%	150%		
Dollar Amounts in Thousands	Amount	Amount	Amount	Amount	Amount	Amount	Amount	Amount	Amount	Amount		
4. Loans and leases held for sale (continued):												
c. Exposures past due 90 days or more or on nonaccrual ¹	RCFD S423	RCFD S424	RCFD S425	RCFD HJ78	RCFD HJ79		RCFD S426	RCFD S427	RCFD S428	RCFD S429		4.c.
d. All other exposures.....	RCFD S431	RCFD S432	RCFD S433	RCFD HJ80	RCFD HJ81		RCFD S434	RCFD S435	RCFD S436	RCFD S437		4.d.
5. Loans and leases held for investment: ²												
a. Residential mortgage exposures.....	RCFD S439	RCFD S440	RCFD H178				RCFD S441	RCFD S442	RCFD S443			5.a.
b. High volatility commercial real estate exposures.....	RCFD S445	RCFD S446	RCFD H179				RCFD H180	RCFD H181	RCFD H182	RCFD S447		5.b.
c. Exposures past due 90 days or more or on nonaccrual ³	RCFD S449	RCFD S450	RCFD S451	RCFD HJ82	RCFD HJ83		RCFD S452	RCFD S453	RCFD S454	RCFD S455		5.c.
d. All other exposures....	RCFD S457	RCFD S458	RCFD S459	RCFD HJ84	RCFD HJ85		RCFD S460	RCFD S461	RCFD S462	RCFD S463		5.d.
6. LESS: Allowance for loan and lease losses ⁴	RCFD 3123	RCFD 3123										6.

1. For loans and leases held for sale, exclude residential mortgage exposures, high volatility commercial real estate exposures, or sovereign exposures that are past due 90 days or more or on nonaccrual.

2. Institutions that have adopted ASU 2016-13 should report as a positive number in column B of items 5.a through 5.d, as appropriate, any allowances for credit losses on purchased credit-deteriorated assets reported in column A of items 5.a through 5.d, as appropriate.

3. For loans and leases held for investment, exclude residential mortgage exposures, high volatility commercial real estate exposures, or sovereign exposures that are past due 90 days or more or on nonaccrual.

4. Institutions that have adopted ASU 2016-13 should report the allowance for credit losses on loans and leases in item 6, columns A and B.

Schedule RC-R—Continued

Part II—Continued

	(Column K)	(Column L)	(Column M)	(Column N)	(Column O)	(Column P)	(Column Q)	(Column R)	(Column S)	
	Allocation by Risk-Weight Category							Application of Other Risk-Weighting Approaches ¹		
	250% ²	300%	400%	600%	625%	937.5%	1250%	Exposure Amount	Risk-Weighted Asset Amount	
Dollar Amounts in Thousands	Amount	Amount	Amount	Amount	Amount	Amount	Amount	Amount	Amount	
4. Loans and leases held for sale (continued):										
c. Exposures past due 90 days or more or on nonaccrual ³								RCFD H277	RCFD H278	4.c.
d. All other exposures.....								RCFD H279	RCFD H280	4.d.
5. Loans and leases held for investment:										
a. Residential mortgage exposures.....								RCFD H281	RCFD H282	5.a.
b. High volatility commercial real estate exposures.....								RCFD H283	RCFD H284	5.b.
c. Exposures past due 90 days or more or on nonaccrual ⁴								RCFD H285	RCFD H286	5.c.
d. All other exposures.....								RCFD H287	RCFD H288	5.d.
6. LESS: Allowance for loan and lease losses										6.

¹ Includes, for example, investments in mutual funds/investment funds, exposures collateralized by securitization exposures or mutual funds, separate account bank-owned life insurance, and default fund contributions to central counterparties.

² Column K - 250% risk weight is applicable to advanced approaches institutions only. The 250% risk weight currently is not applicable to non-advanced approaches institutions.

³ For loans and leases held for sale, exclude residential mortgage exposures, high volatility commercial real estate exposures, or sovereign exposures that are past due 90 days or more or on nonaccrual.

⁴ For loans and leases held for investment, exclude residential mortgage exposures, high volatility commercial real estate exposures, or sovereign exposures that are past due 90 days or more or on nonaccrual.

Schedule RC-R—Continued

Part II—Continued

	(Column A) Totals From Schedule RC	(Column B) Adjustments to Totals Reported in Column A	(Column C)	(Column D)	(Column E)	(Column F)	(Column G)	(Column H)	(Column I)	(Column J)	
			Allocation by Risk-Weight Category								
			0%	2%	4%	10%	20%	50%	100%	150%	
Dollar Amounts in Thousands	Amount	Amount	Amount	Amount	Amount	Amount	Amount	Amount	Amount	Amount	
7. Trading assets	RCFD D976	RCFD S466	RCFD D977	RCFD HJ86	RCFD HJ87		RCFD D978	RCFD D979	RCFD D980	RCFD S467	7.
8. All other assets ^{1,2,3}	RCFD D981	RCFD S469	RCFD D982	RCFD HJ88	RCFD HJ89		RCFD D983	RCFD D984	RCFD D985	RCFD H185	8.
a. Separate account bank-owned life insurance											8.a.
b. Default fund contributions to central counterparties											8.b.

1. Includes premises and fixed assets; other real estate owned; investments in unconsolidated subsidiaries and associated companies; direct and indirect investments in real estate ventures; intangible assets; and other assets.

2. Institutions that have adopted ASU 2016-13 and have elected to apply the CECL transition provision should report as a positive number in item 8, column B, the applicable portion of the DTA transitional amount.

3. Institutions that have adopted ASU 2016-13 and have reported any assets net of allowances for credit losses in item 8, column A, should report as a negative number in item 8, column B, those allowances for credit losses eligible for inclusion in tier 2 capital, which excludes allowances for credit losses on purchased credit-deteriorated assets.

Schedule RC-R—Continued

Part II—Continued

	(Column K)	(Column L)	(Column M)	(Column N)	(Column O)	(Column P)	(Column Q)	(Column R)	(Column S)	
	Allocation by Risk-Weight Category							Application of Other Risk-Weighting Approaches ¹		
	250% ²	300%	400%	600%	625%	937.5%	1250%	Exposure Amount	Risk-Weighted Asset Amount	
Dollar Amounts in Thousands	Amount	Amount	Amount	Amount	Amount	Amount	Amount	Amount	Amount	
7. Trading assets	RCFD H289	RCFD H186	RCFD H290	RCFD H187				RCFD H291	RCFD H292	7.
	RCFD H293	RCFD H188	RCFD S470	RCFD S471				RCFD H294	RCFD H295	8.
8. All other assets ³										
a. Separate account bank-owned life insurance								RCFD H296	RCFD H297	8.a.
b. Default fund contributions to central counterparties								RCFD H298	RCFD H299	8.b.

¹ Includes, for example, investments in mutual funds/investment funds, exposures collateralized by securitization exposures or mutual funds, separate account bank-owned life insurance, and default fund contributions to central counterparties.

² Column K - 250% risk weight is applicable to advanced approaches institutions only. The 250% risk weight currently is not applicable to non-advanced approaches institutions.

³ Includes premises and fixed assets; other real estate owned; investments in unconsolidated subsidiaries and associated companies; direct and indirect investments in real estate ventures; intangible assets; and other assets.

Schedule RC-R—Continued

Part II—Continued

	(Column A) Totals	(Column B) Adjustments to Totals Reported in Column A	(Column Q) Allocation by Risk-Weight Category (Exposure Amount)	(Column T) Total Risk-Weighted Asset Amount by Calculation Methodology	(Column U)	
	Amount	Amount	Amount	1250%	Gross-Up	
				Amount	Amount	
Dollar Amounts in Thousands						
Securitization Exposures: On- and Off-Balance Sheet						
9. On-balance sheet securitization exposures:						
a. Held-to-maturity securities ²	RCFD S475	RCFD S476	RCFD S477	RCFD S478	RCFD S479	9.a.
b. Available-for-sale securities.....	RCFD S480	RCFD S481	RCFD S482	RCFD S483	RCFD S484	9.b.
c. Trading assets.....	RCFD S485	RCFD S486	RCFD S487	RCFD S488	RCFD S489	9.c.
d. All other on-balance sheet securitization exposures.....	RCFD S490	RCFD S491	RCFD S492	RCFD S493	RCFD S494	9.d.
10. Off-balance sheet securitization exposures.....	RCFD S495	RCFD S496	RCFD S497	RCFD S498	RCFD S499	10.

	(Column A) Totals From Schedule RC	(Column B) Adjustments to Totals Reported in Column A	(Column C)	(Column D)	(Column E)	(Column F)	(Column G)	(Column H)	(Column I)	(Column J)	
	Amount	Amount	Allocation by Risk-Weight Category								
			0%	2%	4%	10%	20%	50%	100%	150%	
Dollar Amounts in Thousands											
11. Total balance sheet assets ³	RCFD 2170	RCFD S500	RCFD D987	RCFD HJ90	RCFD HJ91		RCFD D988	RCFD D989	RCFD D990	RCFD S503	11.

	(Column K)	(Column L)	(Column M)	(Column N)	(Column O)	(Column P)	(Column Q)	(Column R)		
	Allocation by Risk-Weight Category									Application of Other Risk- Weighting Approaches
	250% ⁴	300%	400%	600%	625%	937.5%	1250%	Exposure Amount		
Dollar Amounts in Thousands										
11. Total balance sheet assets ³	RCFD S504	RCFD S505	RCFD S506	RCFD S507			RCFD S510	RCFD H300	11.	

1. Simplified Supervisory Formula Approach.
2. Institutions that have adopted ASU 2016-13 and have reported held-to-maturity securities net of allowances for credit losses in item 9.a, column A, should report as a negative number in item 9.a, column B, those allowances for credit losses eligible for inclusion in tier 2 capital, which excludes allowances for credit losses on purchased credit-deteriorated assets.
3. For each of columns A through R of item 11, report the sum of items 1 through 9. For item 11, the sum of columns B through R must equal column A. Item 11, column A, must equal Schedule RC, item 12.
4. Column K - 250% risk weight is applicable to advanced approaches institutions only. The 250% risk weight currently is not applicable to non-advanced approaches institutions.

Schedule RC-R—Continued

Part II—Continued

	(Column A) Face, Notional, or Other Amount	CCF ¹	(Column B) Credit Equivalent Amount ²	(Column C)	(Column D)	(Column E)	(Column F)	(Column G)	(Column H)	(Column I)	(Column J)
				Allocation by Risk-Weight Category							
				0%	2%	4%	10%	20%	50%	100%	150%
Dollar Amounts in Thousands	Amount		Amount	Amount	Amount	Amount	Amount	Amount	Amount	Amount	Amount
Derivatives, Off-Balance Sheet Items, and Other Items Subject to Risk Weighting (Excluding Securitization Exposures)³											
12. Financial standby letters of credit	RCFD D991		RCFD D992	RCFD D993	RCFD HJ92	RCFD HJ93		RCFD D994	RCFD D995	RCFD D996	RCFD S511
		1.0									12.
13. Performance standby letters of credit and transaction-related contingent items	RCFD D997		RCFD D998	RCFD D999				RCFD G603	RCFD G604	RCFD G605	RCFD S512
		0.5									13.
14. Commercial and similar letters of credit with an original maturity of one year or less	RCFD G606		RCFD G607	RCFD G608	RCFD HJ94	RCFD HJ95		RCFD G609	RCFD G610	RCFD G611	RCFD S513
		0.2									14.
15. Retained recourse on small business obligations sold with recourse	RCFD G612		RCFD G613	RCFD G614				RCFD G615	RCFD G616	RCFD G617	RCFD S514
		1.0									15.

1. Credit conversion factor.

2. Column A multiplied by credit conversion factor. For each of items 12 through 21, the sum of columns C through J plus column R must equal column B.

3. All derivatives and off-balance sheet items that are securitization exposures are to be excluded from items 12 through 21 and are to be reported instead in item 10.

Schedule RC-R—Continued

Part II—Continued

	(Column A) Face, Notional, or Other Amount	CCF ¹	(Column B) Credit Equivalent Amount ²	(Column C)	(Column D)	(Column E)	(Column F)	(Column G)	(Column H)	(Column I)	(Column J)		
				Allocation by Risk-Weight Category									
				0%	2%	4%	10%	20%	50%	100%	150%		
Dollar Amounts in Thousands	Amount		Amount	Amount	Amount	Amount	Amount	Amount	Amount	Amount	Amount		
16. Repo-style transactions ³	RCFD S515		RCFD S516	RCFD S517	RCFD S518	RCFD S519		RCFD S520	RCFD S521	RCFD S522	RCFD S523	16.	
		1.0											
17. All other off-balance sheet liabilities	RCFD G618		RCFD G619	RCFD G620					RCFD G621	RCFD G622	RCFD G623	RCFD S524	17.
		1.0											
18. Unused commitments (exclude unused commitments to asset-backed commercial paper conduits):													
a. Original maturity of one year or less ..	RCFD S525		RCFD S526	RCFD S527	RCFD HJ96	RCFD HJ97			RCFD S528	RCFD S529	RCFD S530	RCFD S531	18.a.
		0.2											
b. Original maturity exceeding one year	RCFD G624		RCFD G625	RCFD G626	RCFD HJ98	RCFD HJ99			RCFD G627	RCFD G628	RCFD G629	RCFD S539	18.b.
		0.5											
19. Unconditionally cancelable commitments	RCFD S540		RCFD S541										19.
		0.0											
20. Over-the-counter derivatives			RCFD S542	RCFD S543	RCFD HK00	RCFD HK01		RCFD S544	RCFD S545	RCFD S546	RCFD S547	RCFD S548	20.
21. Centrally cleared derivatives			RCFD S549	RCFD S550	RCFD S551	RCFD S552			RCFD S554	RCFD S555	RCFD S556	RCFD S557	21.
22. Unsettled transactions (failed trades) ⁴	RCFD H191			RCFD H193					RCFD H194	RCFD H195	RCFD H196	RCFD H197	22.

1. Credit conversion factor.

2. For items 16 through 19, column A multiplied by credit conversion factor.

3. Includes securities purchased under agreements to resell (reverse repos), securities sold under agreements to repurchase (repos), securities borrowed, and securities lent.

4. For item 22, the sum of columns C through Q must equal column A.

Schedule RC-R—Continued

Part II—Continued

	(Column O)	(Column P)	(Column Q)	(Column R)	(Column S)	
	Allocation by Risk-Weight Category			Application of Other Risk-Weighting Approaches ¹		
	625%	937.5%	1250%	Credit Equivalent Amount	Risk-Weighted Asset Amount	
	Amount	Amount	Amount	Amount	Amount	
Dollar Amounts in Thousands						
16. Repo-style transactions ²				RCFD H301	RCFD H302	16.
17. All other off-balance sheet liabilities						17.
18. Unused commitments (exclude unused commitments to asset-backed commercial paper conduits):						
a. Original maturity of one year or less				RCFD H303	RCFD H304	18.a.
b. Original maturity exceeding one year				RCFD H307	RCFD H308	18.b.
19. Unconditionally cancelable commitments						19.
20. Over-the-counter derivatives				RCFD H309	RCFD H310	20.
21. Centrally cleared derivatives						21.
22. Unsettled transactions (failed trades) ³	RCFD H198	RCFD H199	RCFD H200			22.

¹ Includes, for example, exposures collateralized by securitization exposures or mutual funds.

² Includes securities purchased under agreements to resell (reverse repos), securities sold under agreements to repurchase (repos), securities borrowed, and securities lent.

³ For item 22, the sum of columns C through Q must equal column A.

Schedule RC-R—Continued

Part II—Continued

	(Column C)	(Column D)	(Column E)	(Column F)	(Column G)	(Column H)	(Column I)	(Column J)	
Allocation by Risk-Weight Category									
	0%	2%	4%	10%	20%	50%	100%	150%	
Dollar Amounts in Thousands	Amount	Amount	Amount	Amount	Amount	Amount	Amount	Amount	
23. Total assets, derivatives, off-balance sheet items, and other items subject to risk weighting by risk-weight category (for each of columns C through P, sum of items 11 through 22; for column Q, sum of items 10 through 22)									23.
	RCFD G630	RCFD S558	RCFD S559	RCFD S560	RCFD G631	RCFD G632	RCFD G633	RCFD S561	
24. Risk-weight factor	X 0%	X 2%	X 4%	X 10%	X 20%	X 50%	X 100%	X 150%	24.
25. Risk-weighted assets by risk-weight category (for each column, item 23 multiplied by item 24)									25.
	RCFD G634	RCFD S569	RCFD S570	RCFD S571	RCFD G635	RCFD G636	RCFD G637	RCFD S572	

Schedule RC-R—Continued

Part II—Continued

	(Column K)	(Column L)	(Column M)	(Column N)	(Column O)	(Column P)	(Column Q)	
Allocation by Risk-Weight Category								
	250% ¹	300%	400%	600%	625%	937.5%	1250%	
Dollar Amounts in Thousands	Amount	Amount	Amount	Amount	Amount	Amount	Amount	
23. Total assets, derivatives, off-balance sheet items, and other items subject to risk weighting by risk-weight category (for each of columns C through P, sum of items 11 through 22; for column Q, sum of items 10 through 22)								23.
	RCFD S562	RCFD S563	RCFD S564	RCFD S565	RCFD S566	RCFD S567	RCFD S568	
24. Risk-weight factor	X 250%	X 300%	X 400%	X 600%	X 625%	X 937.5%	X 1250%	24.
25. Risk-weighted assets by risk-weight category (for each column, item 23 multiplied by item 24)								25.
	RCFD S573	RCFD S574	RCFD S575	RCFD S576	RCFD S577	RCFD S578	RCFD S579	

Dollar Amounts in Thousands	Totals		
	RCFD	Amount	
26. Risk-weighted assets base for purposes of calculating the allowance for loan and lease losses 1.25 percent threshold ²	S580		26.
27. Standardized market-risk weighted assets (applicable only to banks that are covered by the market risk capital rules)	S581		27.
28. Risk-weighted assets before deductions for excess allowance for loan and lease losses and allocated transfer risk reserve ^{3,4}	B704		28.
29. LESS: Excess allowance for loan and lease losses ^{5,6}	A222		29.
30. LESS: Allocated transfer risk reserve	3128		30.
31. Total risk-weighted assets (item 28 minus items 29 and 30)	G641		31.

1. Column K - 250% risk weight is applicable to advanced approaches institutions only. The 250% risk weight currently is not applicable to non-advanced approaches institutions.

2. For institutions that have adopted ASU 2016-13, the risk-weighted assets base reported in item 26 is for purposes of calculating the adjusted allowances for credit losses (AACL) 1.25 percent threshold.

3. Sum of items 2.b through 20, column S; items 9.a, 9.b, 9.c, 9.d, and 10, columns T and U; item 25, columns C through Q; and item 27 (if applicable).

4. For institutions that have adopted ASU 2016-13, the risk-weighted assets reported in item 28 represents the amount of risk-weighted assets before deductions for excess AACL and allocated transfer risk reserve.

5. Institutions that have adopted ASU 2016-13 should report the excess AACL.

6. Institutions that have adopted ASU 2016-13 and have elected to apply the CECL transition provision should subtract the applicable portion of the AACL transitional amount from the AACL, as defined in the regulatory capital rule, before determining the amount of excess AACL.

Schedule RC-R—Continued

Part II—Continued

Memoranda

		Dollar Amounts in Thousands		RCFD	Amount		
1. Current credit exposure across all derivative contracts covered by the regulatory capital rules				G642		M.1.	
		With a remaining maturity of					
		(Column A) One year or less		(Column B) Over one year through five years		(Column C) Over five years	
Dollar Amounts in Thousands		RCFD	Amount	RCFD	Amount	RCFD	Amount
2. Notional principal amounts of over-the-counter derivative contracts:							
a. Interest rate	S582		S583		S584		M.2.a.
b. Foreign exchange rate and gold	S585		S586		S587		M.2.b.
c. Credit (investment grade reference asset)	S588		S589		S590		M.2.c.
d. Credit (non-investment grade reference asset)	S591		S592		S593		M.2.d.
e. Equity	S594		S595		S596		M.2.e.
f. Precious metals (except gold)	S597		S598		S599		M.2.f.
g. Other	S600		S601		S602		M.2.g.
3. Notional principal amounts of centrally cleared derivative contracts:							
a. Interest rate	S603		S604		S605		M.3.a.
b. Foreign exchange rate and gold	S606		S607		S608		M.3.b.
c. Credit (investment grade reference asset)	S609		S610		S611		M.3.c.
d. Credit (non-investment grade reference asset)	S612		S613		S614		M.3.d.
e. Equity	S615		S616		S617		M.3.e.
f. Precious metals (except gold)	S618		S619		S620		M.3.f.
g. Other	S621		S622		S623		M.3.g.
4. Amount of allowances for credit losses on purchased credit-deteriorated assets ¹ :		RCFD		Amount			
a. Loans and leases held for investment	JJ30						M.4.a.
b. Held-to-maturity debt securities	JJ31						M.4.b.
c. Other financial assets measured at amortized cost	JJ32						M.4.c.

1. Memorandum items 4.a through 4.c should be completed only by institutions that have adopted ASU 2016-13.

Schedule RC-S—Servicing, Securitization, and Asset Sale Activities

Dollar Amounts in Thousands	(Column A) 1-4 Family Residential Loans	(Column B) Home Equity Lines	(Column C) Credit Card Receivables	(Column D) Auto Loans	(Column E) Other Consumer Loans	(Column F) Commercial and Industrial Loans	(Column G) All Other Loans, All Leases, and All Other Assets	
	Amount	Amount	Amount	Amount	Amount	Amount	Amount	
Bank Securitization Activities								
1. Outstanding principal balance of assets sold and securitized by the reporting bank with servicing retained or with recourse or other seller-provided credit enhancements								1.
	RCFD B705	RCFD B706	RCFD B707	RCFD B708	RCFD B709	RCFD B710	RCFD B711	
2. Maximum amount of credit exposure arising from recourse or other seller-provided credit enhancements provided to structures reported in item 1								2.
	RCFD HU09	RCFD HU10	RCFD HU11	RCFD HU12	RCFD HU13	RCFD HU14	RCFD HU15	
<i>Item 3 is to be completed by banks with \$100 billion or more in total assets¹.</i>								
3. Reporting bank's unused commitments to provide liquidity to structures reported in item 1								3.
	RCFD B726	RCFD B727	RCFD B728	RCFD B729	RCFD B730	RCFD B731	RCFD B732	
4. Past due loan amounts included in item 1:								
a. 30-89 days past due								4.a.
	RCFD B733	RCFD B734	RCFD B735	RCFD B736	RCFD B737	RCFD B738	RCFD B739	
b. 90 days or more past due								4.b.
	RCFD B740	RCFD B741	RCFD B742	RCFD B743	RCFD B744	RCFD B745	RCFD B746	
5. Charge-offs and recoveries on assets sold and securitized with servicing retained or with recourse or other seller-provided credit enhancements (calendar year-to-date):								
a. Charge-offs								5.a.
	RIAD B747	RIAD B748	RIAD B749	RIAD B750	RIAD B751	RIAD B752	RIAD B753	
b. Recoveries								5.b.
	RIAD B754	RIAD B755	RIAD B756	RIAD B757	RIAD B758	RIAD B759	RIAD B760	

1. The \$100 billion asset-size test is based on the total assets reported on the *June 30, 2018*, Report of Condition.

Schedule RC-S—Continued

	(Column A) 1-4 Family Residential Loans	(Column B) Home Equity Lines	(Column C) Credit Card Receivables	(Column D) Auto Loans	(Column E) Other Consumer Loans	(Column F) Commercial and Industrial Loans	(Column G) All Other Loans, All Leases, and All Other Assets
Dollar Amounts in Thousands	Amount	Amount	Amount	Amount	Amount	Amount	Amount
<i>Item 6 is to be completed by banks with \$10 billion or more in total assets.¹</i>							
6. Total amount of ownership (or seller's) interest carried as securities or loans.....		RCFD HU16	RCFD HU17			RCFD HU18	
7. and 8. Not applicable							
For Securitization Facilities Sponsored By or Otherwise Established By Other Institutions							
9. Maximum amount of credit exposure arising from credit enhancements provided by the reporting bank to other institutions' securitization structures in the form of standby letters of credit, purchased subordinated securities, and other enhancements.....							
	RCFD B776			RCFD B779	RCFD B780	RCFD B781	RCFD B782
<i>Item 10 is to be completed by banks with \$10 billion or more in total assets.¹</i>							
10. Reporting bank's unused commitments to provide liquidity to other institutions' securitization structures.....							
	RCFD B783			RCFD B786	RCFD B787	RCFD B788	RCFD B789
Bank Asset Sales							
11. Assets sold with recourse or other seller-provided credit enhancements and not securitized by the reporting bank.....							
	RCFD B790						RCFD B796
12. Maximum amount of credit exposure arising from recourse or other seller-provided credit enhancements provided to assets reported in item 11.....							
	RCFD B797						RCFD B803

1. The \$10 billion asset-size test is based on the total assets reported on the *June 30, 2018*, Report of Condition.

Schedule RC-S—Continued

Memoranda

Dollar Amounts in Thousands	RCFD	Amount	
1. Not applicable			
2. Outstanding principal balance of assets serviced for others (includes participations serviced for others):			
a. Closed-end 1–4 family residential mortgages serviced with recourse or other servicer-provided credit enhancements	B804		M.2.a.
b. Closed-end 1–4 family residential mortgages serviced with no recourse or other servicer-provided credit enhancements	B805		M.2.b.
c. Other financial assets (includes home equity lines) ¹	A591		M.2.c.
d. 1–4 family residential mortgages serviced for others that are in process of foreclosure at quarter-end (includes closed-end and open-end loans)	F699		M.2.d.
<i>Memorandum item 3 is to be completed by banks with \$10 billion or more in total assets.²</i>			
3. Asset-backed commercial paper conduits:			
a. Maximum amount of credit exposure arising from credit enhancements provided to conduit structures in the form of standby letters of credit, subordinated securities, and other enhancements:			
(1) Conduits sponsored by the bank, a bank affiliate, or the bank's holding company	B806		M.3.a.(1)
(2) Conduits sponsored by other unrelated institutions	B807		M.3.a.(2)
b. Unused commitments to provide liquidity to conduit structures:			
(1) Conduits sponsored by the bank, a bank affiliate, or the bank's holding company	B808		M.3.b.(1)
(2) Conduits sponsored by other unrelated institutions	B809		M.3.b.(2)
4. Outstanding credit card fees and finance charges included in Schedule RC-S, item 1, column C ^{2,3}	C407		M.4.

1. Memorandum item 2.c is to be completed if the principal balance of other financial assets serviced for others is more than \$10 million.
2. The \$10 billion asset-size test is based on the total assets reported on the *June 30, 2018*, Report of Condition.
3. Memorandum item 4 is to be completed by banks with \$10 billion or more in total assets that (1) together with affiliated institutions, have outstanding credit card receivables (as defined in the instructions) that exceed \$500 million as of the report date, or (2) are credit card specialty banks as defined for Uniform Bank Performance Report purposes.

Schedule RC-T—Fiduciary and Related Services

	RCFD	Yes		No	
1. Does the institution have fiduciary powers? (If "NO," do not complete Schedule RC-T.)	A345				1.
2. Does the institution exercise the fiduciary powers it has been granted?	A346				2.
3. Does the institution have any fiduciary or related activity (in the form of assets or accounts) to report in this schedule? (If "NO," do not complete the rest of Schedule RC-T.)	B867				3.

If the answer to item 3 is "YES," complete the applicable items of Schedule RC-T, as follows:

Institutions with total fiduciary assets (item 10, sum of columns A and B) greater than \$250 million (as of the preceding December 31) or with gross fiduciary and related services income greater than 10 percent of revenue (net interest income plus noninterest income) for the preceding calendar year must complete:

- Items 4 through 22.a and Memorandum item 3 quarterly,
- Items 23 through 26 annually with the December report, and
- Memorandum items 1, 2, and 4 annually with the December report.

Institutions with total fiduciary assets (item 10, sum of columns A and B) less than or equal to \$250 million (as of the preceding December 31) that do not meet the fiduciary income test for quarterly reporting must complete:

- Items 4 through 13 annually with the December report, and
- Memorandum items 1 through 3 annually with the December report.
- Institutions with total fiduciary assets greater than \$100 million but less than or equal to \$250 million (as of the preceding December 31) that do not meet the fiduciary income test for quarterly reporting must also complete Memorandum item 4 annually with the December report.

	(Column A) Managed Assets	(Column B) Non-Managed Assets	(Column C) Number of Managed Accounts	(Column D) Number of Non-Managed Accounts	
Dollar Amounts in Thousands	Amount	Amount	Number	Number	
Fiduciary and Related Assets	RCFD B868	RCFD B869	RCFD B870	RCFD B871	
4. Personal trust and agency accounts					4.
5. Employee benefit and retirement-related trust and agency accounts:					
a. Employee benefit—defined contribution	RCFD B872	RCFD B873	RCFD B874	RCFD B875	5.a.
b. Employee benefit—defined benefit	RCFD B876	RCFD B877	RCFD B878	RCFD B879	5.b.
c. Other employee benefit and retirement-related accounts	RCFD B880	RCFD B881	RCFD B882	RCFD B883	5.c.
	RCFD B884	RCFD B885	RCFD C001	RCFD C002	5.c.
6. Corporate trust and agency accounts					6.
7. Investment management and investment advisory agency accounts	RCFD B886	RCFD J253	RCFD B888	RCFD J254	7.
8. Foundation and endowment trust and agency accounts	RCFD J255	RCFD J256	RCFD J257	RCFD J258	8.
	RCFD B890	RCFD B891	RCFD B892	RCFD B893	8.
9. Other fiduciary accounts					9.
10. Total fiduciary accounts (sum of items 4 through 9)	RCFD B894	RCFD B895	RCFD B896	RCFD B897	10.
		RCFD B898		RCFD B899	10.
11. Custody and safekeeping accounts					11.

Schedule RC-T—Continued

Dollar Amounts in Thousands	(Column A) Managed Assets	(Column B) Non-Managed Assets	(Column C) Number of Managed Accounts	(Column D) Number of Non-Managed Accounts	
	Amount	Amount	Number	Number	
12. Fiduciary accounts held in foreign offices (included in items 10 and 11)	RCFN B900	RCFN B901	RCFN B902	RCFN B903	12.
13. Individual Retirement Accounts, Health Savings Accounts, and other similar accounts (included in items 5.c and 11)	RCFD J259	RCFD J260	RCFD J261	RCFD J262	13.

Dollar Amounts in Thousands		RIAD	Amount	
Fiduciary and Related Services Income				
14. Personal trust and agency accounts		B904		14.
15. Employee benefit and retirement-related trust and agency accounts:				
a. Employee benefit-defined contribution		B905		15.a.
b. Employee benefit-defined benefit		B906		15.b.
c. Other employee benefit and retirement-related accounts		B907		15.c.
16. Corporate trust and agency accounts		A479		16.
17. Investment management and investment advisory agency accounts		J315		17.
18. Foundation and endowment trust and agency accounts		J316		18.
19. Other fiduciary accounts		A480		19.
20. Custody and safekeeping accounts		B909		20.
21. Other fiduciary and related services income		B910		21.
22. Total gross fiduciary and related services income (sum of items 14 through 21) (must equal Schedule RI, item 5.a)		4070		22.
a. Fiduciary and related services income—foreign offices (included in item 22)	B912			22.a.
23. Less: Expenses		C058		23.
24. Less: Net losses from fiduciary and related services		A488		24.
25. Plus: Intracompany income credits for fiduciary and related services		B911		25.
26. Net fiduciary and related services income		A491		26.

Memoranda

Dollar Amounts in Thousands	(Column A) Personal Trust and Agency and Investment Management Agency Accounts		(Column B) Employee Benefit and Retirement-Related Trust and Agency Accounts		(Column C) All Other Accounts		
	RCFD	Amount	RCFD	Amount	RCFD	Amount	
1. Managed assets held in fiduciary accounts:							
a. Noninterest-bearing deposits	J263		J264		J265		M.1.a.
b. Interest-bearing deposits	J266		J267		J268		M.1.b.
c. U.S. Treasury and U.S. Government agency obligations	J269		J270		J271		M.1.c.
d. State, county, and municipal obligations	J272		J273		J274		M.1.d.
e. Money market mutual funds	J275		J276		J277		M.1.e.
f. Equity mutual funds	J278		J279		J280		M.1.f.
g. Other mutual funds	J281		J282		J283		M.1.g.
h. Common trust funds and collective investment funds	J284		J285		J286		M.1.h.
i. Other short-term obligations	J287		J288		J289		M.1.i.

Schedule RC-T—Continued

Memoranda—Continued

	(Column A) Personal Trust and Agency and Investment Management Agency Accounts		(Column B) Employee Benefit and Retirement-Related Trust and Agency Accounts		(Column C) All Other Accounts		
	RCFD	Amount	RCFD	Amount	RCFD	Amount	
Dollar Amounts in Thousands							
1. j. Other notes and bonds	J290		J291		J292		M.1.j.
k. Investments in unregistered funds and private equity investments	J293		J294		J295		M.1.k.
l. Other common and preferred stocks	J296		J297		J298		M.1.l.
m. Real estate mortgages	J299		J300		J301		M.1.m.
n. Real estate	J302		J303		J304		M.1.n.
o. Miscellaneous assets	J305		J306		J307		M.1.o.
p. Total managed assets held in fiduciary accounts (for each column, sum of Memorandum items 1.a through 1.o).....	J308		J309		J310		M.1.p.

	(Column A) Managed Assets		(Column B) Number of Managed Accounts		
	RCFD	Amount	RCFD	Number	
Dollar Amounts in Thousands					
1. q. Investments of managed fiduciary accounts in advised or sponsored mutual funds	J311		J312		M.1.q.

	(Column A) Number of Issues		(Column B) Principal Amount Outstanding		
	RCFD	Number	Amount		
Dollar Amounts in Thousands					
2. Corporate trust and agency accounts:			RCFD B928		
a. Corporate and municipal trusteeships	B927				M.2.a.
(1) Issues reported in Memorandum item 2.a that are in default	J313		RCFD J314		M.2.a.(1)
b. Transfer agent, registrar, paying agent, and other corporate agency.....	B929				M.2.b.

Memorandum items 3.a through 3.h are to be completed by banks with collective investment funds and common trust funds with a total market value of \$1 billion or more as of the preceding December 31.

Memorandum item 3.h only is to be completed by banks with collective investment funds and common trust funds with a total market value of less than \$1 billion as of the preceding December 31.

	(Column A) Number of Funds		(Column B) Market Value of Fund Assets		
	RCFD	Number	RCFD	Amount	
Dollar Amounts in Thousands					
3. Collective investment funds and common trust funds:					
a. Domestic equity	B931		B932		M.3.a.
b. International/Global equity	B933		B934		M.3.b.
c. Stock/Bond blend	B935		B936		M.3.c.
d. Taxable bond	B937		B938		M.3.d.
e. Municipal bond	B939		B940		M.3.e.
f. Short-term investments/Money market	B941		B942		M.3.f.
g. Specialty/Other	B943		B944		M.3.g.
h. Total collective investment funds (sum of Memorandum items 3.a through 3.g).....	B945		B946		M.3.h.

Schedule RC-T—Continued

Memoranda—Continued

	(Column A) Gross Losses Managed Accounts		(Column B) Gross Losses Non-Managed Accounts		(Column C) Recoveries		
	RIAD	Amount	RIAD	Amount	RIAD	Amount	
Dollar Amounts in Thousands							
4. Fiduciary settlements, surcharges, and other losses:							
a. Personal trust and agency accounts	B947		B948		B949		M.4.a.
b. Employee benefit and retirement-related trust and agency accounts	B950		B951		B952		M.4.b.
c. Investment management and investment advisory agency accounts	B953		B954		B955		M.4.c.
d. Other fiduciary accounts and related services	B956		B957		B958		M.4.d.
e. Total fiduciary settlements, surcharges, and other losses (sum of Memorandum items 4.a through 4.d) (sum of columns A and B minus column C must equal Schedule RC-T, item 24)	B959		B960		B961		M.4.e.

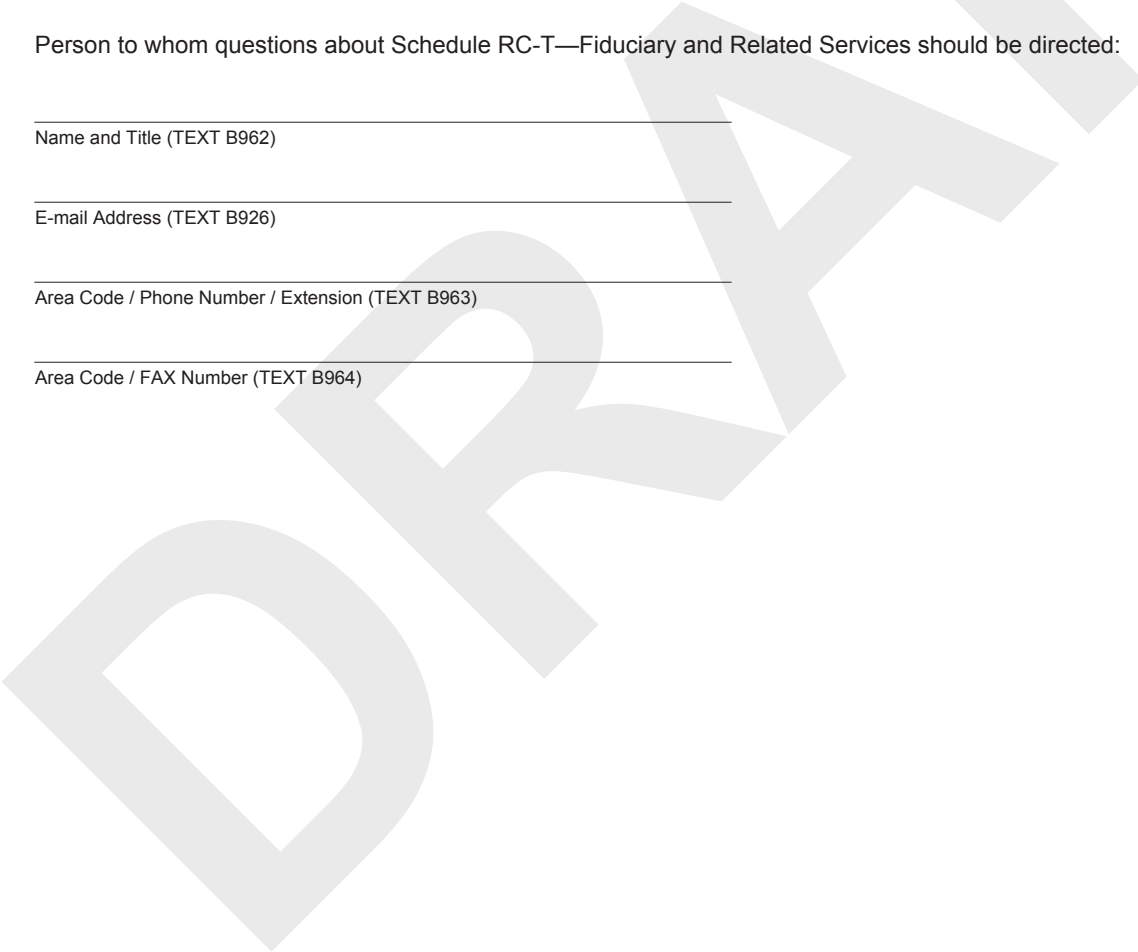
Person to whom questions about Schedule RC-T—Fiduciary and Related Services should be directed:

Name and Title (TEXT B962)

E-mail Address (TEXT B926)

Area Code / Phone Number / Extension (TEXT B963)

Area Code / FAX Number (TEXT B964)



Schedule RC-V—Variable Interest Entities¹

	(Column A) Securitization Vehicles		(Column B) Other VIEs		
	RCFD	Amount	RCFD	Amount	
Dollar Amounts in Thousands					
1. Assets of consolidated variable interest entities (VIEs) that can be used only to settle obligations of the consolidated VIEs:					
a. Cash and balances due from depository institutions	J981		JF84		1.a.
b. Securities not held for trading	HU20		HU21		1.b.
c. Loans and leases held for investment, net of allowance, and held for sale ...	HU22		HU23		1.c.
d. Other real estate owned	K009		JF89		1.d.
e. Other assets	JF91		JF90		1.e.
2. Liabilities of consolidated VIEs for which creditors do not have recourse to the general credit of the reporting bank:					
a. Other borrowed money	JF92		JF85		2.a.
b. Other liabilities	JF93		JF86		2.b.
3. All other assets of consolidated VIEs (not included in items 1.a through 1.e above)	K030		JF87		3.
4. All other liabilities of consolidated VIEs (not included in items 2.a through 2.b above)	K033		JF88		4.
Dollar Amounts in Thousands					
5. Total assets of asset-backed commercial paper (ABCP) conduit VIEs			JF77		5.
6. Total liabilities of ABCP conduit VIEs			JF78		6.

¹ Institutions that have adopted ASU 2016-13 should report assets net of any applicable allowance for credit losses.



Optional Narrative Statement Concerning the Amounts Reported in the Reports of Condition and Income

The management of the reporting bank may, *if it wishes*, submit a brief narrative statement on the amounts reported in the Reports of Condition and Income. This optional statement will be made available to the public, along with the publicly available data in the Reports of Condition and Income, in response to any request for individual bank report data. However, the information reported in Schedule RI-E, item 2.g; Schedule RC-O, Memorandum items 6 through 9, 14, 15, and 18; and Schedule RC-P, items 7.a and 7.b, is regarded as confidential and will not be released to the public. **BANKS CHOOSING TO SUBMIT THE NARRATIVE STATEMENT SHOULD ENSURE THAT THE STATEMENT DOES NOT CONTAIN THE NAMES OR OTHER IDENTIFICATIONS OF INDIVIDUAL BANK CUSTOMERS, REFERENCES TO THE AMOUNTS REPORTED IN THE CONFIDENTIAL ITEMS IDENTIFIED ABOVE, OR ANY OTHER INFORMATION THAT THEY ARE NOT WILLING TO HAVE MADE PUBLIC OR THAT WOULD COMPROMISE THE PRIVACY OF THEIR CUSTOMERS.** Banks choosing *not* to make a statement may check the "No comment" box below and should make no entries of any kind in the space provided for the narrative statement; i.e., **DO NOT** enter in this space such phrases as "No statement," "Not applicable," "N/A," "No comment," and "None."

The optional statement must be entered on this sheet. The statement should not exceed 100 words. Further, regardless of the number of words, the statement must not exceed 750 characters, including punctuation, indentation, and standard spacing between words and sentences. If any submission should exceed

750 characters, as defined, it will be truncated at 750 characters with no notice to the submitting bank and the truncated statement will appear as the bank's statement both on agency computerized records and in computer-file releases to the public.

All information furnished by the bank in the narrative statement must be accurate and not misleading. Appropriate efforts shall be taken by the submitting bank to ensure the statement's accuracy.

If, subsequent to the original submission, *material* changes are submitted for the data reported in the Reports of Condition and Income, the existing narrative statement will be deleted from the files, and from disclosure; the bank, at its option, may replace it with a statement appropriate to the amended data.

The optional narrative statement will appear in agency records and in release to the public exactly as submitted (or amended as described in the preceding paragraph) by the management of the bank (except for the truncation of statements exceeding the 750-character limit described above). **THE STATEMENT WILL NOT BE EDITED OR SCREENED IN ANY WAY BY THE SUPERVISORY AGENCIES FOR ACCURACY OR RELEVANCE. DISCLOSURE OF THE STATEMENT SHALL NOT SIGNIFY THAT ANY FEDERAL SUPERVISORY AGENCY HAS VERIFIED OR CONFIRMED THE ACCURACY OF THE INFORMATION CONTAINED THEREIN. A STATEMENT TO THIS EFFECT WILL APPEAR ON ANY PUBLIC RELEASE OF THE OPTIONAL STATEMENT SUBMITTED BY THE MANAGEMENT OF THE REPORTING BANK.**

Comments?

RCON	Yes		No
6979			

BANK MANAGEMENT STATEMENT (please type or print clearly; 750 character limit):
(TEXT 6980)

