



Vocational
Certificates

2021 National Training, Education, and Workforce Survey

Conducted for the
National Center for Science and Engineering Statistics
and the National Center for Education Statistics by



*Please make any name/address
changes below:*

First Name M.I.

Last Name

Number and Street

City/Town

State ZIP Code

OMB No.: XXXX-XXXX Approval Expires: 00/00/0000 Form XXXX-XX

XXXXXXX

NATIONAL TRAINING, EDUCATION, AND WORKFORCE SURVEY

INSTRUCTIONS

People can participate in different types of education and training to get the skills and knowledge needed for a job. Participation in education and training may result in a credential. High school diplomas and college degrees are types of credentials. Other types of credentials include vocational certificates, professional certifications, and licenses. In this survey, we will be asking you questions about your education, your work, and if you have any of these credentials.

- Directions for filling it out are provided with each question.
- Follow all appropriate skip instructions after marking a box. If no skip instruction is provided, you should continue to the next question.
- If you have any questions or concerns, please email us at xxxx@xxxxx.gov or call us toll-free at 1-888-xxx-xxxx.

Thank you for your help. We really appreciate it.

The information collected in this questionnaire is solicited under the authority of the National Science Foundation (NSF) Act of 1950, as amended. The information collected in this questionnaire is solicited under the authority of the National Science Foundation (NSF) Act of 1950, as amended. The U.S. Census Bureau is conducting this survey under the authority of Title 13, Section 8 of the United States Code. The Census Bureau is required by law to keep your information confidential and can use your responses for statistical purposes only. The Census Bureau is not permitted to publicly release your responses in a way that could identify you. Federal law protects your privacy and keeps your answers confidential (Title 13, United States Code, Section 9). Per the Federal Cybersecurity Enhancement Act of 2015, your data are protected from cybersecurity risks through screening of the systems that transmit your data. Your response is voluntary, and failure to provide some or all of the requested information will not in any way adversely affect you. Actual time to complete the questionnaire may vary depending on your circumstances but on average, it will take about 15 minutes. If you have any comments on the time required for this survey, please send them to the Reports Clearance Officer, Office of the General Counsel, National Science Foundation, 2415 Eisenhower Ave., Alexandria, VA 22314.

Employment Status

1. Are you currently working for pay or profit?

If you are temporarily absent from a job because you are on vacation, out sick, on maternity leave, etc., please answer "Yes".

1 Yes → **Go to Question 6**

2 No

2. (If No) Did you look for work during the last 4 weeks?

1 Yes

2 No

3. What is your MAIN reason for not working?

Mark one answer.

1 Retired

2 On layoff from job

3 Student

4 Family responsibilities

5 Chronic illness or permanent disability

6 Suitable job not available

7 Do not need or want to work

8 Other – Specify ↴

4. Have you ever worked for pay or profit?

1 Yes

2 No → **Go to Question 23**

5. (If Yes) When did you last work for pay or profit?


LAST
WORKED

--	--	--

MONTH

--	--	--	--

YEAR



Go to Question 23

Current Employment

6. How many jobs do you have?

If you are self-employed, count work with multiple customers or clients as one job.

NUMBER OF JOBS

7. Do you work at a full-time job (a job where you usually work 35 or more hours per week)?

- 1 Yes
- 2 No

8. During the PAST 12 MONTHS (52 weeks), did you work EVERY week?

Count paid vacation, paid sick leave, and military service as work.

- 1 Yes → **Go to Question 10**
- 2 No

9. (If No) During the PAST 12 MONTHS (52 weeks), how many WEEKS did you work?

Include paid time off and include weeks when you worked for only a few hours.

NUMBER OF WEEKS

10. During the PAST 12 MONTHS, in the WEEKS WORKED, how many hours did you usually work each WEEK?

NUMBER OF HOURS WORKED

11. What were your earnings from wages, salary, commissions, bonuses, or tips, from all jobs during the PAST 12 MONTHS?

Report the amount before deductions for taxes, bonds, dues, or other items.

EARNINGS \$

12. What is the name of your MAIN job?

If you have more than one job, answer for the job that you worked the most hours during the past 12 months.

For example: 4th grade teacher, entry-level plumber, web developer.

NAME OF MAIN JOB

The next few questions ask about the MAIN job you wrote in Question 12. Please answer for just that job.

13. For the job you wrote in Question 12, what are your most important activities or duties?

For example: instruct and evaluate students and create lesson plans; assemble and install pipe sections and review building plans for work details; design, create, and modify websites.

ACTIVITIES OR DUTIES

14. For the job you wrote in Question 12, please rate your satisfaction with this job's...

Mark one answer for each item.

	Very satisfied	Somewhat satisfied	Somewhat dissatisfied	Very dissatisfied	Does not apply
a Wage or salary.....	1 <input type="checkbox"/>	2 <input type="checkbox"/>	3 <input type="checkbox"/>	4 <input type="checkbox"/>	5 <input type="checkbox"/>
b Benefits.....	1 <input type="checkbox"/>	2 <input type="checkbox"/>	3 <input type="checkbox"/>	4 <input type="checkbox"/>	5 <input type="checkbox"/>
c Job security.....	1 <input type="checkbox"/>	2 <input type="checkbox"/>	3 <input type="checkbox"/>	4 <input type="checkbox"/>	5 <input type="checkbox"/>
d Opportunities for Advancement.....	1 <input type="checkbox"/>	2 <input type="checkbox"/>	3 <input type="checkbox"/>	4 <input type="checkbox"/>	5 <input type="checkbox"/>
e Physical working Conditions.....	1 <input type="checkbox"/>	2 <input type="checkbox"/>	3 <input type="checkbox"/>	4 <input type="checkbox"/>	5 <input type="checkbox"/>

17. (If Yes) Which one of the following best describes your self-employment?

Mark one answer.


- 1 Self-employed in a NON-INCORPORATED business, professional practice, or farm
- 2 Self-employed in an INCORPORATED business, professional practice, or farm

18. What is your MAIN BUSINESS OR INDUSTRY— that is, what does this employer make or do?

Include the main activity, product, or services you provide.

For example: Web design, Management Consulting, Childcare, Landscaping, Realtor, etc.

BUSINESS OR INDUSTRY



Go to Question 21

15. How would you rate your overall satisfaction with this job?

Mark one answer.

- 1 Very satisfied
- 2 Somewhat satisfied
- 3 Somewhat dissatisfied
- 4 Very dissatisfied

16. For the job you wrote in Question 12, are you self-employed?

- 1 Yes
- 2 No → **Go to Question 19**

19. For the job you wrote in Question 12, which one of the following best describes your employer at this job?

Mark one answer.

- 1 FOR-PROFIT company, organization, or family business
- 2 NON-PROFIT organization (including tax-exempt and charitable organizations)
- 3 LOCAL GOVERNMENT (e.g., city, county, school district)
- 4 STATE GOVERNMENT (including state colleges and universities)
- 5 US MILITARY SERVICE, ACTIVE DUTY OR COMMISSIONED CORPS (e.g., USPHS, NOAA)
- 6 FEDERAL GOVERNMENT (e.g., civilian employee)
- 7 Other – *Specify*



20. What is your employer's MAIN BUSINESS OR INDUSTRY—that is, what does this employer make or do?

Include the main activity, product, or service provided at the location where you work.

For example: Elementary school, residential construction, microprocessor chip production.

BUSINESS OR INDUSTRY

21. Is this mainly:

Mark one answer.

- 1 Manufacturing?
- 2 Wholesale trade?
- 3 Retail trade?
- 4 Other (agriculture, construction, service, government, etc.)?

22. What is the name and address of the business or employer for the job you wrote in Question 12?

If you have more than one job, report your MAIN job.

If your employer has more than one location, report the location where you work.

If you work for a contracting or consulting company, report the name of that company, not the client organization.

Name
Department/Division
City/Town
State/Territory
Zip Code

Licenses for Work

23. Do you have a CURRENTLY ACTIVE state or industry license?

For example, teaching license, realtor license, land surveyor license, registered nurse license, certified public accountant license, etc. Do not include vendor's licenses or other licenses to operate a business.

- 1 Yes
- 2 No → **Go to Question 37**

24. (If Yes) How many CURRENTLY ACTIVE licenses do you have?

If you earned a certification in order to get a license, count only the license.

NUMBER OF LICENSES

25. Thinking of all the CURRENTLY ACTIVE licenses you have, did you get any of them for work-related reasons?

- 1 Yes
- 2 No → **Go to Question 28**


26. (If Yes) What is the name of your MOST RECENT work-related license?

Please write out the full name of the license. Do not use abbreviations.

NAME OF LICENSE

27. What is the primary subject area or field of study for this license?

SUBJECT AREA




Go to Question 29

28. (If No) What is the name of your MOST RECENT license?

Please write out the full name of the license. Do not use abbreviations.

NAME OF LICENSE



Go to Question 37

The next few questions ask about the license you wrote in Question 26.

29. Were you legally required to have this license in order to work?

- 1 Yes
- 2 No

30. Who issued this license?

Mark one answer.

- 1 City or county government agency
(e.g., County Electrical Licensing Board, County Department of Land Use)
- 2 State government agency
(e.g., State Board of Education or other state board)
- 3 Federal government agency (e.g., OSHA, FAA)
- 4 Professional or trade association
(e.g., American Culinary Federation, CompTIA)
- 5 Business or company (e.g., Xerox, 3M Company)
- 6 Other – Specify ↴

31. Does this license need to be renewed?

- 1 Yes
- 2 No → **Go to Question 33**

32. (If Yes) How often does it need to be renewed?

Mark one answer.

- 1 Yearly
- 2 Every other year
- 3 Other – Specify ↴

33. In what year did you first get this license?

YEAR

--	--	--	--

34. Do you use this license for your MAIN job you wrote in Question 12?

Mark one answer.

- 1 Yes
- 2 No
- 3 Does not apply—I am not currently working

35. To pay for this license, did you have any of the following support?

Mark one answer for each item.

	Yes	No
My own savings or earnings	1 <input type="checkbox"/>	2 <input type="checkbox"/>
Employer support or reimbursement.....	1 <input type="checkbox"/>	2 <input type="checkbox"/>
Loans, grants, or scholarships from someplace other than my employer.....	1 <input type="checkbox"/>	2 <input type="checkbox"/>
Support from a professional association	1 <input type="checkbox"/>	2 <input type="checkbox"/>
Some other support – Specify ↴	1 <input type="checkbox"/>	2 <input type="checkbox"/>

36. To get the skills and knowledge needed for this license, did you take classes from a college, university, technical or trade school, or other school after high school?

- 1 Yes
- 2 No

Certifications for Work

37. Do you have a CURRENTLY ACTIVE professional certification?

For example, a nurse midwife certification, ASE master technician certification, or Cisco Networking Professional certification.

1 Yes

2 No → **Go to Question 51**

38. (If Yes) How many CURRENTLY ACTIVE professional certifications do you have?

If you earned a certification in order to get a license, count only the certification.

NUMBER OF
CERTIFICATIONS

--	--

39. Thinking of all the CURRENTLY ACTIVE certifications you have, did you get any of them for work-related reasons?

1 Yes

2 No → **Go to Question 42**


40. (If Yes) What is the name of your MOST RECENT work-related certification?

Please write out the full name. Do not use abbreviations.

NAME OF CERTIFICATION

41. What is the primary subject area or field of study for this certification?

SUBJECT AREA




Go to Question 43

42. (If No) What is the name of your MOST RECENT certification?

Please write out the full name. Do not use abbreviations.

NAME OF CERTIFICATION



Go to Question 51

The next few questions ask about the certification you wrote in Question 40.

43. Were you legally required to have this certification in order to work?

1 Yes

2 No

44. Who issued this certification?

Mark one answer.

- 1 Professional or trade association
(e.g., American Culinary Federation, CompTIA)
- 2 Business or company (e.g., Xerox, 3M Company)
- 3 City or county government agency
(e.g., County Electrical Licensing Board, County Department of Land Use)
- 4 State government agency (e.g., State Board of Education or other state board)
- 5 Federal government agency (e.g., OSHA, FAA)
- 6 Other – Specify ↴

45. Does this certification need to be renewed?

- 1 Yes
- 2 No → **Go to Question 47**

46. (If Yes) How often does it need to be renewed?

Mark one answer.

- 1 Yearly
- 2 Every other year
- 3 Other – Specify ↴

47. In what year did you first get this certification?

YEAR

--	--	--	--

48. Do you use this certification for your MAIN job you wrote in Question 12?

Mark one answer.

- 1 Yes
- 2 No
- 3 Does not apply—I am not currently working

49. To pay for this certification, did you have any of the following support?

Mark one answer for each item.

- | | Yes | No |
|--|----------------------------|----------------------------|
| My own savings or earnings | 1 <input type="checkbox"/> | 2 <input type="checkbox"/> |
| Employer support or reimbursement..... | 1 <input type="checkbox"/> | 2 <input type="checkbox"/> |
| Loans, grants, or scholarships from someplace other than my employer | 1 <input type="checkbox"/> | 2 <input type="checkbox"/> |
| Support from a professional association | 1 <input type="checkbox"/> | 2 <input type="checkbox"/> |
| Some other support – Specify ↴ | 1 <input type="checkbox"/> | 2 <input type="checkbox"/> |

50. To get the skills and knowledge needed for this certification, did you take classes from a college, university, technical or trade school, or other school after high school?

- 1 Yes
- 2 No

Vocational Certificates

51. Have you earned a vocational certificate or diploma for completing a training program from a community college, technical or trade school, or some other school?

- 1 Yes
- 2 No → **Question 58**

52. Where did you earn your most recent vocational certificate?

If you have more than one, answer for your most recent one.

Mark one answer.

- 1 A high school
- 2 A community or technical college
- 3 A vocational, trade, or business school
- 4 Another college or university
- 4 Someplace else – *Specify* ↴

53. How many hours of instruction did you complete in order to earn your most recent vocational certificate?

Mark one answer.

- 1 50 hours of instruction or less (2 full-time school weeks or less)
- 2 51 to 299 hours of instruction (more than 2 weeks but less than 3 months of full-time schooling)
- 3 300 to 899 hours of instruction (3 full-time school months, but less than a full-time academic year)
- 3 900 or more hours of instruction (1 full-time academic year or more)

54. In what year did you get your most recent vocational certificate?

YEAR

--	--	--	--

55. What was the field of study for your most recent vocational certificate?

FIELD OF STUDY

56. Do you use this vocational certificate for your MAIN job you wrote in Question 12?

Mark one answer.

- 1 Yes
- 2 No
- 3 Does not apply—I am not currently working

57. To pay for this certificate, did you have any of the following support?

Mark one answer for each item.

- | | Yes | No |
|---|----------------------------|----------------------------|
| My own savings or earnings | 1 <input type="checkbox"/> | 2 <input type="checkbox"/> |
| Employer support or reimbursement..... | 1 <input type="checkbox"/> | 2 <input type="checkbox"/> |
| Loans, grants, or scholarships from someplace other than my employer..... | 1 <input type="checkbox"/> | 2 <input type="checkbox"/> |
| Support from a professional association | 1 <input type="checkbox"/> | 2 <input type="checkbox"/> |
| Some other support – <i>Specify</i> ↴ | 1 <input type="checkbox"/> | 2 <input type="checkbox"/> |

Background

For the last few questions, we are interested in the languages that people may speak for their jobs.

58. Are you a native English speaker?

1 Yes

2 No

59. How well do you need to speak English for your MAIN job you wrote in Question 12?

Mark one answer.

1 I need to be able to easily carry on a conversation

2 I need to be able to reply to or ask simple questions

3 I need to be able to use single words or short phrases

4 I do not need to speak English for this job

5 Does not apply—I am not currently working

60. How well do you need to speak Spanish for your MAIN job you wrote in Question 12?

Mark one answer.

1 I need to be able to easily carry on a conversation

2 I need to be able to reply to or ask simple questions

3 I need to be able to use single words or short phrases

4 I do not need to speak Spanish for this job

5 Does not apply—I am not currently working

**Thank you for your participation in the National Training,
Education, and Workforce Survey!**

**Please return this questionnaire in the postage-paid envelope provided. If you
have lost the envelope, mail the completed questionnaire to:**

**U.S. Census Bureau
1201 E. 10th St.
Jeffersonville, IN 47132-0001**

**If you have any questions or need assistance, please email us at
xxxx@xxxx.gov or call us toll-free at 1-888-xxx-xxxx.**

**Results of the National Training, Education, and Workforce Survey will be released
next year and can be found on the National Science Foundation's website at
<http://www.nsf.gov/statistics>.**

**You are not required to respond to any information collection unless it displays a
valid approval number from the Office of Management and Budget. The approval
number for this survey is 3145-XXXX.**