

STATE MEASUREMENT TEMPLATE

 SURVEY INSTRUCTIONS













State Program Profile (successes, new ideas introduced, items of note):

1a. Disposal for State

I would like to provide detailed tonnage information about non-hazardous waste disposed in my state: *

- Yes
- No, only a total disposal number
- I don't have this information

Solid Waste Generated In-State & Disposed In-State

	FINAL DESTINATION *	WASTE MATERIAL *	TONS <i>: note, you can add up to 50 rows of data</i>	
1	MSW Landfill	MSW		 REMOVE
2	C & D Landfill	C & D		 REMOVE
3	Non-hazardous Industrial Landfill	Land Clearing		 REMOVE
4	Burned at Waste-to-Energy Facility	C & D/Land Clearing combined		 REMOVE
5	Incinerator (without energy recovery)	Contaminated soil		 REMOVE
6	- Select Facility -	Asbestos containing wastes		 REMOVE
7	- Select Facility -	Biosolids		 REMOVE
8	- Select Facility -	Non-hazardous industrial process waste		 REMOVE
9	- Select Facility -	Municipal combustor ash		 REMOVE
10	- Select Facility -	Agricultural		 REMOVE
11	- Select Facility -	Mining and Oil		 REMOVE
12	- Select Facility -	Other Subtitle D wastes		 REMOVE

STATE MEASUREMENT TEMPLATE

[i SURVEY INSTRUCTIONS](#)

Total Disposed (detailed tons)

Additional Notes/Comments:

1b. Transfer Station Tonnage Destined for Disposal

I would like to provide detailed non-hazardous waste transfer station tonnage information: *

- Yes
- No, only a total transfer station number
- I don't have this information

Solid waste flowing through transfer stations (in-state and out-of-state). Tonnage will not be counted in disposal figures in analytical reports

Solid Waste Flowing Through Transfer Stations (In-State & Out-of-State)

	WASTE MATERIAL *	TONS	
1	MSW	<input type="text"/>	⊖ REMOVE
2	C & D	<input type="text"/>	⊖ REMOVE
3	Other Non-hazardous Waste	<input type="text"/>	⊖ REMOVE

+ ADD

Additional Notes/Comments:

SAVE DRAFT

STATE MEASUREMENT TEMPLATE

[i SURVEY INSTRUCTIONS](#)

2a. Disposal Characteristics (Exported waste)

I would like to provide detailed non-hazardous export tonnage information: *

- Yes
- No, only a total export disposal number
- I don't have this information

Solid Waste Generated In-State & Disposed Out-of-State

	EXPORTED TO: *	WASTE MATERIAL: *	FINAL DESTINATION: *	AMOUNT (TONS): <i>note, you can add up to 50 rows of data</i>	
1	Alabama	MSW	Unknown		REMOVE
2	Alaska	C & D	MSW Landfill		REMOVE
3	Arizona	Other Non-hazardous Waste	C & D Landfill		REMOVE
4	- Select State/Province/Country -	- Select Material -	Non-hazardous Industrial Landfill		REMOVE
5	- Select State/Province/Country -	- Select Material -	Burned at Waste-to-Energy Facility		REMOVE

[+](#) ADD

Total Exported (detailed tons)

Additional Notes/Comments:

STATE MEASUREMENT TEMPLATE






 SURVEY INSTRUCTIONS

2b. Disposal Characteristics (Imported waste)

I would like to provide detailed non-hazardous import tonnage information: *

- Yes
- No, only a total import disposal number
- I don't have this information

Solid Waste Imported Into State & Disposed In-State

	IMPORTED FROM: *	WASTE MATERIAL: *	FINAL DESTINATION: *	AMOUNT (TONS): <i>note, you can add up to 50 rows of data</i>	
1	- Select State/Province/Country -	MSW	Unknown		 REMOVE
2	- Select State/Province/Country -	C & D	MSW Landfill		 REMOVE
3	- Select State/Province/Country -	Other Non-hazardous Waste	C & D Landfill		 REMOVE
4	- Select State/Province/Country -	- Select Material -	Non-hazardous Industrial Landfill		 REMOVE
5	- Select State/Province/Country -	- Select Material -	Burned at Waste-to-Energy Facility		 REMOVE

 ADD

Total Imported (detailed tons)

Additional Notes/Comments:

STATE MEASUREMENT TEMPLATE

[i SURVEY INSTRUCTIONS](#)

3. Municipal Solid Waste Disposal Facility Information

Municipal Solid Waste Disposal Facility Ownership

Public

I would like to provide detailed **public** municipal solid waste disposal facility information: *

- Yes
- No, only a total public municipal solid waste disposal facility number
- I don't have this information

Refers to landfill and waste-to-energy facilities

Number of **local government** owned municipal solid waste disposal facilities:

Number of authority or district owned municipal solid waste disposal facilities:

Private

I would like to provide detailed **private** municipal solid waste disposal facility information: *

- Yes
- No, only a total private municipal solid waste disposal facility number
- I don't have this information

Refers to landfill and waste-to-energy facilities

Number of national company owned municipal solid waste disposal facilities:

Number of regional company owned municipal solid waste disposal facilities:

Number of in-state company owned municipal solid waste disposal facilities:

Additional Notes/Comments:

STATE MEASUREMENT TEMPLATE

[i SURVEY INSTRUCTIONS](#)

4. Energy Recovery

I would like to provide detailed energy recovery tonnage information: *

- Yes
- No, only a total energy recovery tonnage number
- There are no energy recovery facilities in my state
- I don't have this information

Energy recovery is solid waste tonnage managed within state and includes imported tonnage

Note: if the energy facility produces steam, please use the following conversion factor: $MWH = ((\text{pounds of steam} \times 1,000 \text{ BTU} / 3,412) \times .0001)$
More information on the development of landfill gas (LFG) energy projects provided in the following link [Landfill Methane Outreach Program \(Click to View\)](#).

TYPE OF FACILITY	NUMBER OF FACILITIES	TONS CONVERTED AT A MINIMUM, PLEASE ENTER TONS OF FEEDSTOCK	ENERGY PRODUCED (MWH)
Waste to Energy			
Pyrolysis			
Gasification			
Anaerobic Digesters			
Captured Methane from Landfills			
Other Technologies			
Total			

Additional Notes/Comments:

STATE MEASUREMENT TEMPLATE

[i SURVEY INSTRUCTIONS](#)

5a. Diversion by Recycling

Diversion: activities surrounding the handling of recovered resources such that they are not disposed of in landfills, waste piles, surface impoundments, land application units on a permanent or long-term temporary basis; and are not incinerated or converted to fuel energy, or base chemicals through combustion, pyrolysis, gasification, or other conversion technologies. Diversion can be attributed to several processes where materials are systematically redirected from disposal: Recycling, Reuse, Beneficial Use, and Composting. Each of these four processing forms of diversion are defined in a way that make them mutually exclusive to one another, yet a total diversion metric can be calculated by adding the amounts from all four processes together.

I would like to provide detailed recycling tonnages: *

- Yes
- No, only a total recycling tonnage number
- I don't have this information

Recycling is tonnage collected within state by all collection programs

Detailed Recycling Tonnage

	COMMODITY TYPE (View Data Dictionary) *	SECTORS (View Data Dictionary) *	TONS <i>: note, you can add up to 120 rows of data</i>	
1	Paper-Fibre & Paperboard	Special Events		REMOVE
2	Glass	Residential		REMOVE
3	Mixed Plastics	Commercial		REMOVE
4	Mixed Metals (aluminum & bi-metal cans, other ferrous and no	Institutional		REMOVE
5	Textiles	Industrial		REMOVE
6	Wood (including pallets (non C&D))	Residential/Commercial		REMOVE
7	Fats, Oil, Grease	Residential/Institutional		REMOVE
8	Electronics (e-scrap)	Residential/Commercial/Institutional		REMOVE
9	Batteries (automotive, nicad, alkaline, etc)	Commercial/Industrial		REMOVE
10	Commingled (mixed) Recyclables	Commercial/Institutional		REMOVE
11	HHW (paints, solvents, pesticides & other volatile chemicals)	Commercial/Institutional/Industrial		REMOVE
12	Other (please also identify material(s) with tonnage in commer	All Sectors		REMOVE

STATE MEASUREMENT TEMPLATE

Percentage in commer

All Sectors

REMOVE SURVEY INSTRUCTIONS

13	Tires (passenger car & light/heavy-duty truck)	- Select -		REMOVE
14	Other Tires (industrial & special service)	- Select -		REMOVE
15	All Tires (combined)	- Select -		REMOVE
16	Used Oil	- Select -		REMOVE
17	Other Automotive Fluids	- Select -		REMOVE
18	Autobodies	- Select -		REMOVE
19	White Goods/Appliances	- Select -		REMOVE
20	Aggregate (asphalt, brick, concrete)	- Select -		REMOVE
21	- Asphalt (concrete & roofing combined)	- Select -		REMOVE
22	- Asphalt (road)	- Select -		REMOVE
23	- Asphalt (shingles)	- Select -		REMOVE
24	- Bricks and Clay Tile	- Select -		REMOVE
25	- Concrete, Cement & Portland Cement	- Select -		REMOVE
26	Gypsum, Dry Wall, Plasters	- Select -		REMOVE
27	Lumber, Wood Products from C&D Debris	- Select -		REMOVE
28	Lumber, Wood Products (from C&D, adulterated)	- Select -		REMOVE
29	Lumber, Wood Products (from C&D, unadulterated)	- Select -		REMOVE
30	Metals and Steel from C&D Debris	- Select -		REMOVE
31	Mixed C&D Debris (combined)	- Select -		REMOVE

+ ADD

Total Recycling (detailed tons)

STATE MEASUREMENT TEMPLATE

[i SURVEY INSTRUCTIONS](#)

Detailed Plastic Tonnage

Due to the complexity of plastic multiple resins and product forms, having more granular data on plastic recycling will provide better data to decision makers, the plastics industry and other stakeholders in order to be more effective in our approaches to increasing overall plastic recycling.

In addition to the total mixed plastics above, I would like to provide detailed plastic recycling tonnages:

Yes

No

Please select the plastic categories below that best describe the plastic data available for your state. (check all that apply)

- PET(#1)
 HDPE(#2)
 PP(#5)
 Mixed Rigid Plastic
 Film, Foam, Other
 Other (not previously captured)

More information on the categories including definitions and bale specs can be provided by the following link [Recycle Your Plastics \(View\)](#).

PET(#1) CATEGORIES	TONS
PET Bottles	<input type="text"/>
PET Thermoforms	<input type="text"/>
PET Bottles & Thermoforms	<input type="text"/>
Total Tons	<input type="text"/>

HDPE(#2) CATEGORIES	TONS
HDPE Natural Bottles	<input type="text"/>
HDPE Colored Bottles	<input type="text"/>
HDPE Bottles - Mixed Natural & Colored	<input type="text"/>
HDPE Bottles & Containers - Natural & Colored	<input type="text"/>
HDPE Bottles & Containers - Colored	<input type="text"/>
HDPE Bottles & Containers	<input type="text"/>
HDPE Injection - Bulky	<input type="text"/>
HDPE Bottles, Containers & Bulky	<input type="text"/>
Total Tons	<input type="text"/>

STATE MEASUREMENT TEMPLATE

[i SURVEY INSTRUCTIONS](#)

PP(#5) CATEGORIES	TONS
PP Bottles	
PP Small Rigid Plastic	
PP All Rigid Plastic	
Total Tons	

MIXED RIGID PLASTIC CATEGORIES	TONS
PET & HDPE Bottles	
<u>Commingled Plastic Bottles</u>	
Tubs & Lids	
Tubs & Lids - with Bulky	
PE/PP Bottles, Containers & Bulky	
Mixed Clamshells	
Mixed Bulky Rigid Plastics	
#3-7 Bottles and Small Rigid Plastics	
#3-7 Bottles and Other Rigid Plastics	
#1-7 Bottles and Small Rigid Plastics	
#1-7 All Rigid Plastics	
Total Tons	

STATE MEASUREMENT TEMPLATE

[i SURVEY INSTRUCTIONS](#)

FILM, FOAM, OTHER CATEGORIES	TONS
MRF Curbside Film	
PE Retail Bags/Wrap and Film	
EPS Blocks, Shapes	
EPS Blocks, Shapes & Foam Food Service	
E-scrap Plastic	
Post commercial Plastic (used plastic from the commercial sector)	
Post industrial Plastic (pre-consumer plastic)	
Total Tons	

If the above categories do not match the plastics categories for your state, please describe the recycled plastic and provide tonnage:

OTHER CATEGORIES	PLASTIC MATERIAL DESCRIPTION	TONS
Other Category 1		
Other Category 2		
Other Category 3		
Total Tons		

Additional Notes/Comments:

STATE MEASUREMENT TEMPLATE

i SURVEY INSTRUCTIONS

5b. Other Diversion Activities (Composting, Reuse, Beneficial Use)

Diversion: activities surrounding the handling of recovered resources such that they are not disposed of in landfills, waste piles, surface impoundments, land application units on a permanent or long-term temporary basis; and are not incinerated or converted to fuel energy, or base chemicals through combustion, pyrolysis, gasification, or other conversion technologies. Diversion can be attributed to several processes where materials are systematically redirected from disposal: [Recycling](#), [Reuse](#), [Beneficial Use](#), and [Composting](#). Each of these four processing forms of diversion are defined in a way that make them mutually exclusive to one another, yet a total diversion metric can be calculated by adding the amounts from all four processes together.

I would like to provide detailed diversion tonnage:

	YES	NO, ONLY A TOTAL NUMBER	I DON'T HAVE THIS INFORMATION
Composting *	<input type="radio"/>	<input type="radio"/>	<input type="radio"/>
Reuse *	<input type="radio"/>	<input type="radio"/>	<input type="radio"/>
Beneficial Use *	<input type="radio"/>	<input type="radio"/>	<input type="radio"/>

6a. Recycling Collection Systems

I would like to provide detailed information on recycling collection services offered in my state: *

 Yes No, I only have a total recycling collection services number I don't have this informationTotal number of [local governments](#) having [curbside programs](#) and may include subscription services: *Total # of local governments and total # of curbside programs will not be consolidated for analytical report purposes*

Total number of curbside programs in state:

 Total # of local governments and total # of curbside programs will not be consolidated for analytical report purposes

Total number of households serviced by curbside programs:

If you only have a population number, you can obtain your states average household size with the following link [Average Household Size \(Click to View\)](#).Total number of local governments having [drop-off programs](#):Total number of commercial (direct to [end users](#)) recycling service programs available:

STATE MEASUREMENT TEMPLATE

[i SURVEY INSTRUCTIONS](#)

Additional Notes/Comments:

6b. Recycling System Types

I would like to provide detailed information of the recycling systems in place in my state: *

- Yes
- I don't have this information

Please check how you track this information:

- By number of local governments
- By total number of systems

Additional Notes/Comments:

6c. Pay As You Throw Programs

I would like to provide detailed Pay as You Throw Program information: *

- Yes
- No, only a total program number
- There are no pay as you throw programs in my state
- I don't have this information

Total number of County Pay as You Throw Programs:

If possible, please list a few examples of programs in comments box below

Total number of Municipal Pay as You Throw Programs:

If possible, please list a few examples of programs in comments box below

STATE MEASUREMENT TEMPLATE

[i SURVEY INSTRUCTIONS](#)

Additional Notes/Comments:

7. Organic Materials Management Systems

I would like to provide detailed information on organic materials management systems in my state: *

- Yes
- I don't have this information

Please check which management systems you have information for:

- Composting
- Anaerobic digesters
- Mulching
- Other facilities

Total number of composting facilities:

Total number of mulching facilities:

Total number of anaerobic digesters:

Total number of other facilities:

Additional Notes/Comments:

STATE MEASUREMENT TEMPLATE

8. Disposal System Types

I would like to provide detailed information of the disposal systems in place in my state: *

- Yes
- I don't have this information

Refers to number of local governments having these disposal systems in place and may include subscription services.

Curbside trash collection systems:

Drop off collection systems for trash:

Green box (unstaffed county collection) trash systems:

Other trash disposal collection systems:

Additional Notes/Comments:

STATE MEASUREMENT TEMPLATE

[i SURVEY INSTRUCTIONS](#)

9. Hauler Information Statistics

I would like to provide detailed hauler information: *

- Yes
- No, only a total hauler number
- I don't have this information

Private:

Public:

Additional Notes/Comments:

10. Landfill Capacity Remaining

MSW Landfill Capacity Remaining

I would like to provide detailed MSW Landfill Capacity information: *

- Yes, detailed volumes
- No, only a total MSW landfill capacity number in years
- I don't have this information

Private Sector

 Total cubic yards remaining *Tons landfilled last year* *Total Years Remaining in Private MSW Landfills ((Total cubic yards remaining / 2 cubic yards per ton) / tons landfilled last year)*

STATE MEASUREMENT TEMPLATE

 SURVEY INSTRUCTIONS

Public Sector

Total cubic yards remaining

Tons landfilled last year

Total Years Remaining in Public MSW Landfills ((Total cubic yards remaining / 2 cubic yards per ton) / tons landfilled last year)

Additional Notes/Comments (If your state calculates landfill capacity differently, please place your formula here):

Construction and Demolition Landfill Capacity Remaining

I would like to provide detailed Construction and Demolition Landfill Capacity information: *

- Yes, detailed volumes
- No, only a total C&D landfill capacity number in years
- I don't have this information

Private Sector

Total cubic yards remaining

Tons landfilled last year

Total Years Remaining in Private C&D Landfills ((Total cubic yards remaining / 2 cubic yards per ton) / tons landfilled last year)

Public Sector

Total cubic yards remaining

Tons landfilled last year

Total Years Remaining in Public C&D Landfills ((Total cubic yards remaining / 2 cubic yards per ton) / tons landfilled last year)

STATE MEASUREMENT TEMPLATE

i SURVEY INSTRUCTIONS

11. Tipping Fee Gate Charges

Detailed or Estimated \$/Ton Tipping Fee Gate Charges

I would like to provide detailed or best estimate tipping fee gate \$/ton charge information: *

- Detailed
- Best Estimate
- I don't have this information

Average \$/Ton Tipping Fee Gate Charges

I would like to provide average tipping fee gate \$/ton charge information: *

- Yes
- No, only a total fees number
- I don't have this information

Include any levies, taxes and/or surcharges to your average \$/ton tip fee.

Please check which facilities you have information for:

- MSW Landfill
- C & D Landfill
- Compost/Mulch Facilities
- Incinerators/Waste Combustors
- Waste to Energy Facilities
- Tire Processing Facilities
- Transfer Station

MSW Landfills:

\$ (Average \$/ton)

Construction and Demolition Landfills:

\$ (Average \$/ton)

Compost/Mulch Facilities:

\$ (Average \$/ton)

Incinerators/Waste Combustors:

\$ (Average \$/ton)

Waste to Energy Facilities:

\$ (Average \$/ton)

Tire Processing Facilities:

\$ (Average \$/ton)

STATE MEASUREMENT TEMPLATE

[i SURVEY INSTRUCTIONS](#)

High & Low \$/Ton Tipping Fee Gate Charges

I would like to provide high & low tipping fee gate \$/ton charge information: *

Yes

No, only a total fees number

I don't have this information

Include any levies, taxes and/or surcharges to your high & low \$/ton tip fee.

Please check which facilities you have information for:

MSW Landfill

C & D Landfill

Compost/Mulch Facilities

Incinerators/Waste Combustors

Waste to Energy Facilities

Tire Processing Facilities

Transfer Station

MSW Landfills:

high \$/ton

MSW Landfills:

low \$/ton

Construction and Demolition Landfills:

high \$/ton

Construction and Demolition Landfills:

low \$/ton

Compost/Mulch Facilities:

high \$/ton

Compost/Mulch Facilities:

low \$/ton

STATE MEASUREMENT TEMPLATE

[i](#) SURVEY INSTRUCTIONS

Incinerators/Waste Combustors:

 high \$/ton

Incinerators/Waste Combustors:

 low \$/ton

Waste to Energy Facilities:

 high \$/ton

Waste to Energy Facilities:

 low \$/ton

Tire Processing Facilities:

 high \$/ton

Tire Processing Facilities:

 low \$/ton

Transfer Stations:

 high \$/ton

Transfer Stations:

 low \$/ton

Additional Notes/Comments:

STATE MEASUREMENT TEMPLATE

12. State by State Qualitative Information

Reporting Cycle: *

- Calendar Year
- Fiscal Year

Data collection begins: *

Submission deadline: *

I would like to provide information on Statewide and Local Government (Solid Waste Management/Recycling/SMM) plans: *

- Yes
- I don't have this information

Most recent Statewide plan update:

Local government plan updates:

Additional Notes/Comments:

STATE MEASUREMENT TEMPLATE

[i SURVEY INSTRUCTIONS](#)

What entities are *required* to report to your agency? *

- No Reporting Requirements
- Authority/MSW Region
- Compost Facility
- County government
- End User (e.g. mill, re-manufacturer)
- Grant recipient
- Haulers
- Landfill
- MRF
- Municipality (city, town, village, or other local government unit)
- Organization (public institution, agency, school, etc.)
- Planning District
- Re-occurring event or one-time special event
- Sector
- Statewide
- Steward/Producer (e.g. EPR program, deposit system, etc.)
- Transfer Station
- Tribe
- Waste-to-energy Facility
- Other

IF OTHER, PLEASE DESCRIBE:

Check all that apply

What entities are *requested to voluntarily* report to your agency? *

- No Reporting Requirements
- Authority/MSW Region
- Compost Facility
- County government
- End User (e.g. mill, re-manufacturer)
- Grant recipient
- Haulers
- Landfill
- MRF
- Municipality (city, town, village, or other local government unit)
- Organization (public institution, agency, school, etc.)
- Planning District
- Re-occurring event or one-time special event
- Sector
- Statewide
- Steward/Producer (e.g. EPR program, deposit system, etc.)
- Transfer Station
- Tribe
- Waste-to-energy Facility
- Other

IF OTHER, PLEASE DESCRIBE:

Check all that apply

What types of formats are used to collect reports? *

- Web/Internet Based
- Email/Digital Formats (Databases, PDF, MS Word Documents, etc)
- Paper
- N/A

Check all that apply

Number of Counties in the State: *

STATE MEASUREMENT TEMPLATE

13. State Staffing

I would like to provide detailed state staffing information: *

- Yes
- No, only a total staff number
- I don't have this information

Note: State employees only. Please ensure that part time responsibilities are accurately recorded below

Sustainable Materials Management (SMM)

Management	<input type="text"/>	FTEs
Planning	<input type="text"/>	FTEs
Grants	<input type="text"/>	FTEs
Recycling	<input type="text"/>	FTEs
Tires	<input type="text"/>	FTEs
Used Oil	<input type="text"/>	FTEs
HHW	<input type="text"/>	FTEs
E-waste	<input type="text"/>	FTEs
Organics	<input type="text"/>	FTEs
Other (please describe)	<input type="text"/>	FTEs
Total SMM Staff *	<input type="text"/>	FTEs

STATE MEASUREMENT TEMPLATE

[i SURVEY INSTRUCTIONS](#)

Regulatory Subtitle D

Management	<input type="text"/>	FTEs
Permitting	<input type="text"/>	FTEs
Enforcement	<input type="text"/>	FTEs
Corrective Action	<input type="text"/>	FTEs
Other (please describe)	<input type="text"/>	FTEs
Total Subtitle D Staff *	<input type="text"/>	FTEs

Additional Notes/Comments:

14. State Program Funding

Revenue

I would like to provide detailed state program revenue information: *

- Yes
- No, only a total revenue number
- I don't have this information

Total revenue for all sustainable materials management programs and regulatory Subtitle D programs combined. Enter "0" if revenue program exists but did not receive funding in this reporting year. Leave blank if program does not exist.

STATE MEASUREMENT TEMPLATE

 SURVEY INSTRUCTIONS

Taxes (Surcharges, direct taxes, etc.):

\$ Amount/year

Fees (Operation & Maintenance Fees, Permit & Renewal Fees, Pre-Disposal Fees):

\$ Amount/year

Other fees:

\$ Amount/year

Describe other fees:

General fund transfer:

\$ Amount/year

Grants to state:

\$ Amount/year

State Grant Award Programs

Public Sector

I would like to provide detailed public grant award information: *

- Yes
- No, only a total public grant number
- I don't have this information
- Not Applicable

Technical assistance:

\$ Amount/year

Subsidy grants:

\$ Amount/year

Other grants:

\$ Amount/year

STATE MEASUREMENT TEMPLATE

[i SURVEY INSTRUCTIONS](#)

Private Sector

I would like to provide detailed private grant award information: *

- Yes
- No, only a total private grant number
- I don't have this information
- Not Applicable

Technical assistance:

\$ Amount/year

Subsidy grants:

\$ Amount/year

Other grants:

\$ Amount/year

State Solid Waste Loan/Loan Guarantee Programs

Public Sector

I would like to provide public loan information: *

- Yes
- I don't have this information
- Not Applicable

Public Loan Total:

\$ Amount/year

STATE MEASUREMENT TEMPLATE

[i SURVEY INSTRUCTIONS](#)

Private Sector

I would like to provide private loan information: *

- Yes
- I don't have this information
- Not Applicable

Private Loan Total:

\$ *Amount/year*

Additional Notes/Comments:

15. Local Government Funding (or total programs using systems)

Revenue Source

I would like to provide detailed local government funding revenue information: *

- Yes
- No, only a total revenue number
- I don't have this information

STATE MEASUREMENT TEMPLATE

[i SURVEY INSTRUCTIONS](#)

Taxes (Surcharges, direct taxes, property tax, etc.):

\$ Amount/year

Fees (Operation & Maintenance Fees, Permit & Renewal Fees, Pre-Disposal Fees):

\$ Amount/year

Other fees:

\$ Amount/year

General fund transfer:

\$ Amount/year

Describe other fees:

Grants from state:

\$ Amount/year

Grants from other agencies:

\$ Amount/year

Local Governments Accounting Systems

Total number using [Enterprise Fund](#) Accounting:

Total number using [Special Revenue Fund](#) Accounting:

Total number using [General Fund](#) Accounting:

Instructions:

Please review the information that was entered for your state and update or revise as needed.

Please review the instructions in each section of the module (i.e., the Planning, Drivers, and Strategies section) to understand the type of information and programs to include.

A comment box is provided at the end of each section. Use this box to clarify any responses, identify any concerns you have about the questions in that section of the module or to make suggestions for improvements or expansion to that section. In some cases you may see explanatory notes in the comment box made by the EPA Regional staff who populated the information for your state, these may be deleted once you have reviewed/updated your states' information.

If you are unsure about how to answer a question or have other concerns about this module, contact your EPA Regional contact or Susan Mooney mooney.susan@epa.gov.

Note that after January 1, 2015, information contained in this module regarding your states' programs will be shared with other states and EPA via summary reports.

An asterisk * following a question indicates that a response is required. Mandatory questions not responded to will show an error on the form ⚠ and will need to be edited and/or completed.

Once you are satisfied with all your responses to each question you may "submit to program" and your response will be locked 🔒 allowing for no further editing.

Materials Management Planning

State Solid Waste Management Plans

Does your state require some type of solid waste management planning? *

- Yes
- No

Does your state have a state-wide plan?

- Yes
- No

Statewide Plans

Statewide Plan Details

Last updated: - Select -	Update schedule: <input type="text"/>	Link: <input type="text"/>
------------------------------------	---	--------------------------------------

Does the state plan address requirements or a role for local government:

- Yes
- No

Provide more detail:

Does the state plan address funding the implementation of the plan?

- Yes
- No

Provide more detail:

Does your state require district or local level plans?

- Yes
- No

District/Local Level Plans

What is the schedule for local plans?

Does the state review and approve these plans?

- Yes
- No

Provide link to access local plans:

Climate Action Plans

Does your state have a climate action plan? *

- Yes
- No

Link to plan:

Does it contain materials management components?

- Yes
- No

Other Plans

Does your state have other planning mechanisms that affect the implementation of materials management efforts in your state? *

- Yes
- No

Please describe:

Provide link:

If you have any comments or concerns regarding the questions related to state planning, please provide them below:

Drivers

What are the drivers for your state's waste prevention, recycling, and/or materials management programs?

Please identify what generally drives your state to develop specific programs or incentives for waste reduction. These drivers could be a state-wide policy document and/or legislation. Please do not include outdated policies or drivers (e.g. goals set for 2000 or a solid waste management hierarchy which is not referenced in current policies or programs).

- Goals
- Solid waste management hierarchy
- Mandated recycling
- Other

Check all that apply

Goals

Please provide specific goals in clear, concise statements.

Does your state have a zero waste goal?

- Yes
- No

e.g. State X will achieve zero waste by 2020 and state X defines zero waste as: ____

Describe:

Please include a link or description of the source of the goal (e.g. legislation or policy document)

Does your state have an overall waste diversion goal?

- Yes
- No

e.g. By 2020 40% of waste generated in state X will be diverted from disposal facilities, including landfills and incinerators

Describe:

Please include a link or description of the source of the goal (e.g. legislation or policy document)

Does your state have a recycling goal (if different from waste diversion goal)?

- Yes
- No
- Same as Waste Diversion Goal

e.g. By 2020, State X will reach a 50% recycling rate.

Describe:

Please include a link or description of the source of the goal (e.g. legislation or policy document)

Does your state have a composting goal (if different from waste diversion/recycling goal)?

- Yes
- No
- Same as Waste Diversion/Recycling goal

e.g. By 2020 30% of yard and food waste generated in State X will be managed through composting

Describe:

Please include a link or description of the source of the goal (e.g. legislation or policy document)

Does your state have a goal not listed above?

- Yes
- No

e.g. By 2015 95% of State X's population will have access to recycling opportunities within 5 miles of their residence

Describe:

Please include a link or description of the source of the goal (e.g. legislation or policy document)

Solid Waste Management Hierarchy



Does your state use the EPA's standard hierarchy (pictured above)?

- Yes
- No

Describe:

Please include a link or description of the source of the state's hierarchy (e.g. legislation or policy document)

Mandated Recycling

Describe the mandated recycling program:

Provide link to (or source of) mandate:

Other Drivers

Does your state have any other drivers for its waste prevention, recycling, and/or materials management programs?

- Yes
- No

Describe:

Please include a link or description of the source of the other driver (e.g. legislation or policy document)

If you have any comments or concerns regarding the questions related to state program drivers, please provide them below:

Strategies

Which of the following strategies or programs is your state implementing on a state-wide basis to support waste prevention, recycling, or sustainable materials management?

Please only include programs and/or strategies that have staff and/or funding associated with them. These can be regulatory efforts, voluntary or incentive-based programs, grant programs, pro-active promotion, or policy-development/analysis efforts. We are not looking for efforts that are only designed to provide general information with no other associated activities (e.g. webpages). *

- Source reduction
- Life-cycle based approaches
- Product stewardship
- Recycling market development
- State government environmentally preferable purchasing
- Pay as you throw
- Material or product-specific waste prevention or recycling strategies
- None of the above

Check all that apply

Source Reduction

Does your state have programs or policies that actively promote or implement source reduction (i.e. waste PREVENTION) efforts?

- Yes
- No

Describe:

Please include link or description of the source of the program (e.g. legislation or policy document)

Life-cycle Based Approaches

Does your state incorporate life-cycle based approaches into its programs, policies, or decision-making?

- Yes
- No

Describe:

Please include link or description of the source of the program (e.g. legislation or policy document)

Product Stewardship

Has your state passed product stewardship legislation?

- Yes
 No

Check all the products that your state has addressed with product stewardship legislation:

- Batteries
 Carpet
 Chemicals
 Electronics
 Mercury-Containing Products
 Packaging
 Paint
 Pharmaceuticals
 Other

DESCRIBE:

Describe:

Please include link or description of the source of the program (e.g. legislation or policy document)

Does your state have programs or policies that promote or apply product stewardship approaches outside of specific legislation?

- Yes
 No

Describe:

Please include link or description of the source of the program (e.g. legislation or policy document)

Recycling Market Development

Does your state have programs or policies that actively promote or grow recycling market development opportunities?

- Yes
 No

Describe:

Please include link or description of the source of the program (e.g. legislation or policy document)

State Government Environmentally Preferable Purchasing

Does your state have programs or policies that actively promote or require state government environmentally preferable purchasing?

- Yes
- No

Describe:

Please include link or description of the source of the program (e.g. legislation or policy document)

Pay-as-you-Throw

Does your state have programs or policies that actively promote or require pay-as-you-throw at the local level?

- Yes
- No

Describe:

Please include link or description of the source of the program (e.g. legislation or policy document)

Material Specific Strategies

Identify the material or product-specific waste prevention or recycling strategies that are applicable to your state: *

- Organics
- Construction and demolition debris
- Scrap tires
- Electronics
- Packaging

Organics

Is composting part of your state's organics management program?

- Yes
- No

Does your state have (or is your state developing) composting regulations?

- Yes
- No

Identify the components that the regulations address:

- Food waste composting
- Yard waste composting
- Other biodegradable waste composting

Provide links to applicable regulations identified above:

Is anaerobic digestion a part of your state's organics management program?

- Yes
- No

Does your state have (or is your state developing) regulations that address using anaerobic digestion as a management method for components of MSW (as opposed to sewage sludge or manure)?

- Yes
- No

Provide link:

Does your state have non-regulatory incentives for (or actively promote) anaerobic digestion?

- Yes
- No

Describe:

Please include link or description of the source of the program (e.g. legislation or policy document)

Is a landfill ban part of your organics management program?

- Yes
- No

What types of bans are in place?

- Yard waste
- Food waste
- Other biodegradable waste

Provide applicable links to the above checked bans (if possible):

Construction and Demolition Debris

Is a landfill ban part of your C&D management program?

- Yes
- No

Does your state regulate and/or provide incentives for C&D recycling?

- Yes
- No

Describe:

Please include link or description of the source of the program (e.g. legislation or policy document)

Scrap Tires

Is a landfill ban part of your scrap tire management program?

- Yes
- No

Does your state regulate and/or provide incentives for scrap tire recycling?

- Yes
- No

Describe:

Please include link or description of the source of the program (e.g. legislation or policy document)

Electronics

Is a landfill ban part of your electronics management program?

- Yes
- No

Does your state regulate and/or provide incentives for electronics recycling?

- Yes
- No

Describe:

Please include link or description of the source of the program (e.g. legislation or policy document)

Packaging

Is a landfill ban part of your packaging management program?

- Yes
- No

Does your state regulate and/or provide incentives for packaging recycling or reduction?

- Yes
- No

Describe:

Please include link or description of the source of the program (e.g. legislation or policy document)

Does your state have a bottle bill?

- Yes
- No

If you have any comments or concerns regarding the questions related to state program strategies, please provide them below:

Save

Submit to Program

As the state measurement system is rolled out nationally there may be a need to examine some definitions and identify common standards. The National Measurement Workgroup (that dealt with improvements to the Municipal Solid Waste (MSW) Characterization Report) went through an exercise to define numerous terms which would replace those currently in the MSW report. These definitions have not officially been released or approved, but will likely serve as the standard definitions for the MSW Characterization Report and the State Measurement Template. It is recognised that not all States share a common standard for defining municipal solid waste, diversion and recycling rates. The purpose of this survey is to identify common grounds and gain feedback so as to ensure that there is integrity in the data collection and reporting process.

Were there terms or definitions in the State Measurement Template that you had difficulty interpreting?

- Yes
- No

Please list them:

Were there any important measurable topics that you felt were missing from the State Measurement Template?

- Yes
- No

Please list them:

Were there any important topics that you felt were missing from the State SMM Resource Module?

- Yes
- No

Please list them:

Does your State define the following?

- Municipal Solid Waste
- Recycling

Please check all that apply

Please describe the State definition for municipal solid waste:

Please describe the State definition for recycling:

Does your State calculate the following?

- State Recycling Rate State Diversion Rate

Please check all that apply

Please describe how your State calculates a recycling rate:

Please describe how your State calculates a diversion rate:

Additional Notes/Comments

Thank you for providing your feedback !

connect_icon connect_icon support user menu_icon envelope Rocket Icon Back to Admin Icon Account Users Admin Menu Icon Admin Nav Icon Features Menu Icon sphere user-tie Select None Select All Expand Collapse checkmark2 checkmark info search link_icon cog plus minus search_large join_icon manage_icon edit home icon cross Triangle Arrow Right Admin Icon Admin Icon 2 clock compass registration_icon xls_icon select download bell Notification Highlight Icon New Feature Icon new_blog_post New Program Icon New Message Icon New User Icon Due Date Icon notifications_checked Toggle Sidebar Toggle Sidebar Full Screen Mode Asset-3 Collapse Pages area_chart bar_chart column_chart line_chart pie_chart stacked_chart Reports Materials Collected Maps FAQs Builder Icon Jobs Icon Tax Icon Tons Icon Wages Icon One Two Three

Home | Find Programs
Notifications
Kent Foerster ▾



Program: State Measurement Program

CONTACT PROGRAM MANAGER

EPA

WORKSPACE

STATE DEMOGRAPHIC INFORMATION

SURVEY INSTRUCTIONS

Annual | 2017

State Demographic Information

State Population

Number of Households

Percent of Population Urban (%)

Square Miles

Population Density

Additional Notes/Comments:

SAVE DRAFT

MARK COMPLETE

[Terms of Use](#)

[Privacy Policy](#)

[Accessibility](#)

© 2010 - 2019 Emerge Knowledge Design Inc. All Rights Reserved.

Trademarks and servicemarks are the property of their respective owners.