

**National Crime Victimization Survey Instrument Redesign and Testing Project: Field Test (National Survey of Crime and Safety) – Attachments**

Attachment 1: BJS authorizing statute; Title 34, United States Code, Section 10132.....3

Attachment 2a: Adult consent form.....10

Attachment 2b: Youth assent form.....12

Attachment 3a: Adult consent language for in-person or telephone interview, including permission to record.....14

Attachment 3b: Youth assent language for in-person or telephone interview, including permission to record..... 19

Attachment 3c: Parental permission language for in-person or telephone interview, including permission to record.....28

Attachment 4a: Advance letter – traditional version (Condition 3).....39

Attachment 4b: Advance letter – icon version (Condition 3).....41

Attachment 5a: Sample person invitation letter – traditional version (Condition 3).....44

Attachment 5b: Sample person invitation letter – icon version (Condition 3).....47

Attachment 6: Adult, parental, youth introductory screen with consent language (Condition 3).....50

Attachment 7: Brochure.....57

Attachment 8: Screen shot of OMB expiration date.....59

Attachment 9: Household roster instrument.....60

Attachment 10a: Advanced letter – traditional version (Condition 1).....241

Attachment 10b: Advanced letter – traditional version (Condition 2).....243

Attachment 10c: Advanced letter – icon version (Condition 1).....245

Attachment 10d: Advanced letter – icon version (Condition 2).....247

Attachment 11: Parental permission form.....249

Attachment 12: NCVS interviewer-administered instrument (Condition 1) .....252

Attachment 13: Redesigned NCVS interviewer-administered and self-administered instrument (Condition 2 & Condition 3) .....1103

Attachment 14: Debriefing instrument.....	1432
Attachment 15: Sample person invitations – text and e-mail message (Condition 3) .....	1445
Attachment 16: “Sorry I Missed You” card.....	1446

**34 USC 10132: Bureau of Justice Statistics**

Text contains those laws in effect on June 10, 2019

**From Title 34-CRIME CONTROL AND LAW ENFORCEMENT**

Subtitle I-Comprehensive Acts

CHAPTER 101-JUSTICE SYSTEM IMPROVEMENT

SUBCHAPTER III-BUREAU OF JUSTICE STATISTICS

**Jump To:**

[Source Credit](#)

[References In Text](#)

[Codification](#)

[Prior Provisions](#)

[Amendments](#)

[Effective Date](#)

[Miscellaneous](#)

**§10132. Bureau of Justice Statistics****(a) Establishment**

There is established within the Department of Justice, under the general authority of the Attorney General, a Bureau of Justice Statistics (hereinafter referred to in this subchapter as "Bureau").

**(b) Appointment of Director; experience; authority; restrictions**

The Bureau shall be headed by a Director appointed by the President. The Director shall have had experience in statistical programs. The Director shall have final authority for all grants, cooperative agreements, and contracts awarded by the Bureau. The Director shall be responsible for the integrity of data and statistics and shall protect against improper or illegal use or disclosure. The Director shall report to the Attorney General through the Assistant Attorney General. The Director shall not engage in any other employment than that of serving as Director; nor shall the Director hold any office in, or act in any capacity for, any organization, agency, or institution with which the Bureau makes any contract or other arrangement under this Act.

**(c) Duties and functions of Bureau**

The Bureau is authorized to-

- (1) make grants to, or enter into cooperative agreements or contracts with public agencies, institutions of higher education, private organizations, or private individuals for purposes related to this subchapter; grants shall be made subject to continuing compliance with standards for gathering justice statistics set forth in rules and regulations promulgated by the Director;
- (2) collect and analyze information concerning criminal victimization, including crimes against the elderly, and civil disputes;
- (3) collect and analyze data that will serve as a continuous and comparable national social indication of the prevalence, incidence, rates, extent, distribution, and attributes of crime, juvenile delinquency, civil disputes, and other statistical factors related to crime, civil disputes, and juvenile delinquency, in support of national, State, tribal, and local justice policy and decisionmaking;
- (4) collect and analyze statistical information, concerning the operations of the criminal justice system at the Federal, State, tribal, and local levels;
- (5) collect and analyze statistical information concerning the prevalence, incidence, rates, extent, distribution, and attributes of crime, and juvenile delinquency, at the Federal, State, tribal, and local levels;
- (6) analyze the correlates of crime, civil disputes and juvenile delinquency, by the use of statistical information, about criminal and civil justice systems at the Federal, State, tribal, and local levels, and about the extent, distribution and attributes of crime, and juvenile delinquency, in the Nation and at the Federal, State, tribal, and local levels;
- (7) compile, collate, analyze, publish, and disseminate uniform national statistics concerning all aspects of criminal justice and related aspects of civil justice, crime, including crimes against the elderly, juvenile delinquency, criminal offenders, juvenile delinquents, and civil disputes in the various States and in Indian country;
- (8) recommend national standards for justice statistics and for insuring the reliability and validity of justice statistics supplied pursuant to this chapter;
- (9) maintain liaison with the judicial branches of the Federal Government and State and tribal governments in matters relating to justice statistics, and cooperate with the judicial branch in assuring as much uniformity as feasible in statistical systems of the executive and judicial branches;
- (10) provide information to the President, the Congress, the judiciary, State, tribal, and local governments, and the general public on justice statistics;

(11) establish or assist in the establishment of a system to provide State, tribal, and local governments with access to Federal informational resources useful in the planning, implementation, and evaluation of programs under this Act;

(12) conduct or support research relating to methods of gathering or analyzing justice statistics;

(13) provide for the development of justice information systems programs and assistance to the States, Indian tribes, and units of local government relating to collection, analysis, or dissemination of justice statistics;

(14) develop and maintain a data processing capability to support the collection, aggregation, analysis and dissemination of information on the incidence of crime and the operation of the criminal justice system;

(15) collect, analyze and disseminate comprehensive Federal justice transaction statistics (including statistics on issues of Federal justice interest such as public fraud and high technology crime) and to provide technical assistance to and work jointly with other Federal agencies to improve the availability and quality of Federal justice data;

(16) provide for the collection, compilation, analysis, publication and dissemination of information and statistics about the prevalence, incidence, rates, extent, distribution and attributes of drug offenses, drug related offenses and drug dependent offenders and further provide for the establishment of a national clearinghouse to maintain and update a comprehensive and timely data base on all criminal justice aspects of the drug crisis and to disseminate such information;

(17) provide for the collection, analysis, dissemination and publication of statistics on the condition and progress of drug control activities at the Federal, State, tribal, and local levels with particular attention to programs and intervention efforts demonstrated to be of value in the overall national anti-drug strategy and to provide for the establishment of a national clearinghouse for the gathering of data generated by Federal, State, tribal, and local criminal justice agencies on their drug enforcement activities;

(18) provide for the development and enhancement of State, tribal, and local criminal justice information systems, and the standardization of data reporting relating to the collection, analysis or dissemination of data and statistics about drug offenses, drug related offenses, or drug dependent offenders;

(19) provide for improvements in the accuracy, quality, timeliness, immediate accessibility, and integration of State and tribal criminal history and related records, support the development and enhancement of national systems of criminal history and related records including the National Instant Criminal Background Check System, the National Incident-Based Reporting System, and the records of the National Crime Information Center, facilitate State and tribal participation in national records and information systems, and support statistical research for critical analysis of the improvement and utilization of criminal history records;

(20) maintain liaison with State, tribal, and local governments and governments of other nations concerning justice statistics;

(21) cooperate in and participate with national and international organizations in the development of uniform justice statistics;

(22) ensure conformance with security and privacy requirement of section 10231 of this title and identify, analyze, and participate in the development and implementation of privacy, security and information policies which impact on Federal, tribal, and State criminal justice operations and related statistical activities; and

(23) exercise the powers and functions set out in subchapter VII.

#### **(d) Justice statistical collection, analysis, and dissemination**

##### **(1) In general**

To ensure that all justice statistical collection, analysis, and dissemination is carried out in a coordinated manner, the Director is authorized to-

(A) utilize, with their consent, the services, equipment, records, personnel, information, and facilities of other Federal, State, local, and private agencies and instrumentalities with or without reimbursement therefor, and to enter into agreements with such agencies and instrumentalities for purposes of data collection and analysis;

(B) confer and cooperate with State, municipal, and other local agencies;

(C) request such information, data, and reports from any Federal agency as may be required to carry out the purposes of this chapter;

(D) seek the cooperation of the judicial branch of the Federal Government in gathering data from criminal justice records;

(E) encourage replication, coordination and sharing among justice agencies regarding information systems, information policy, and data; and

(F) confer and cooperate with Federal statistical agencies as needed to carry out the purposes of this subchapter, including by entering into cooperative data sharing agreements in conformity with all laws and regulations applicable to the disclosure and use of data.

##### **(2) Consultation with Indian tribes**

The Director, acting jointly with the Assistant Secretary for Indian Affairs (acting through the Office of Justice Services) and the Director of the Federal Bureau of Investigation, shall work with Indian tribes and tribal law enforcement agencies to establish and implement such tribal data collection systems as the Director determines to be necessary to achieve the purposes of this section.

##### **(e) Furnishing of information, data, or reports by Federal agencies**

Federal agencies requested to furnish information, data, or reports pursuant to subsection (d)(1)(C) shall provide such information to the Bureau as is required to carry out the purposes of this section.



**(f) Consultation with representatives of State, tribal, and local government and judiciary**

In recommending standards for gathering justice statistics under this section, the Director shall consult with representatives of State, tribal, and local government, including, where appropriate, representatives of the judiciary.

**(g) Reports**

Not later than 1 year after July 29, 2010, and annually thereafter, the Director shall submit to Congress a report describing the data collected and analyzed under this section relating to crimes in Indian country.

(Pub. L. 90–351, title I, §302, as added Pub. L. 96–157, §2, Dec. 27, 1979, 93 Stat. 1176 ; amended Pub. L. 98–473, title II, §605(b), Oct. 12, 1984, 98 Stat. 2079 ; Pub. L. 100–690, title VI, §6092(a), Nov. 18, 1988, 102 Stat. 4339 ; Pub. L. 103–322, title XXXIII, §330001(h)(2), Sept. 13, 1994, 108 Stat. 2139 ; Pub. L. 109–162, title XI, §1115(a), Jan. 5, 2006, 119 Stat. 3103 ; Pub. L. 111–211, title II, §251(b), July 29, 2010, 124 Stat. 2297 ; Pub. L. 112–166, §2(h)(1), Aug. 10, 2012, 126 Stat. 1285 .)

**REFERENCES IN TEXT**

This Act, referred to in subsecs. (b) and (c)(11), is Pub. L. 90–351, [June 19, 1968](#), 82 Stat. 197 , known as the Omnibus Crime Control and Safe Streets Act of 1968. For complete classification of this Act to the Code, see Short Title of 1968 Act note set out under section 10101 of this title and Tables.

**CODIFICATION**

Section was formerly classified to section 3732 of Title 42, The Public Health and Welfare, prior to editorial reclassification and renumbering as this section.

**PRIOR PROVISIONS**

A prior section 302 of Pub. L. 90–351, [title I, June 19, 1968](#), 82 Stat. 200 ; Pub. L. 93–83, [§2, Aug. 6, 1973](#), 87 Stat. 201 ; Pub. L. 94–503, [title I, §110, Oct. 15, 1976](#), 90 Stat. 2412 , related to establishment of State planning agencies to develop comprehensive State plans for grants for law enforcement and criminal justice purposes, prior to the general amendment of this chapter by Pub. L. 96–157.

**AMENDMENTS**

**2012-**Subsec. (b). Pub. L. 112–166 struck out ", by and with the advice and consent of the Senate" before period at end of first sentence.

**2010-**Subsec. (c)(3) to (6). Pub. L. 111–211, §251(b)(1)(A), inserted "tribal," after "State," wherever appearing.

Subsec. (c)(7). Pub. L. 111–211, §251(b)(1)(B), inserted "and in Indian country" after "States".

Subsec. (c)(9). Pub. L. 111–211, §251(b)(1)(C), substituted "Federal Government and State and tribal governments" for "Federal and State Governments".

Subsec. (c)(10), (11). Pub. L. 111–211, §251(b)(1)(D), inserted ", tribal," after "State".

Subsec. (c)(13). Pub. L. 111–211, §251(b)(1)(E), inserted ", Indian tribes," after "States".

Subsec. (c)(17). Pub. L. 111–211, §251(b)(1)(F), substituted "activities at the Federal, State, tribal, and local" for "activities at the Federal, State and local" and "generated by Federal, State, tribal, and local" for "generated by Federal, State, and local".

Subsec. (c)(18). Pub. L. 111–211, §251(b)(1)(G), substituted "State, tribal, and local" for "State and local".

Subsec. (c)(19). Pub. L. 111–211, §251(b)(1)(H), inserted "and tribal" after "State" in two places.

Subsec. (c)(20). Pub. L. 111–211, §251(b)(1)(I), inserted ", tribal," after "State".

Subsec. (c)(22). Pub. L. 111–211, §251(b)(1)(J), inserted ", tribal," after "Federal".

Subsec. (d). Pub. L. 111–211, §251(b)(2), designated existing provisions as par. (1), inserted par. (1) heading, substituted "To ensure" for "To insure", redesignated former pars. (1) to (6) as subpars. (A) to (F), respectively, of par. (1), realigned margins, and added par. (2).

Subsec. (e). Pub. L. 111–211, §251(b)(3), substituted "subsection (d)(1)(C)" for "subsection (d)(3)".

Subsec. (f). Pub. L. 111–211, §251(b)(4)(B), inserted ", tribal," after "State".

Pub. L. 111–211, §251(b)(4)(A), which directed insertion of ", tribal," after "State" in heading, was executed editorially but could not be executed in original because heading had been editorially supplied.

Subsec. (g). Pub. L. 111–211, §251(b)(5), added subsec. (g).

**2006-**Subsec. (b). Pub. L. 109–162, §1115(a)(1), inserted after third sentence "The Director shall be responsible for the integrity of data and statistics and shall protect against improper or illegal use or disclosure."

Subsec. (c)(19). Pub. L. 109–162, §1115(a)(2), amended par. (19) generally. Prior to amendment, par. (19) read as follows: "provide for research and improvements in the accuracy, completeness, and inclusiveness of criminal history record information, information systems, arrest warrant, and stolen

vehicle record information and information systems and support research concerning the accuracy, completeness, and inclusiveness of other criminal justice record information;"

Subsec. (d)(6). Pub. L. 109–162, §1115(a)(3), added par. (6).

1994-Subsec. (c)(19). Pub. L. 103–322 substituted a semicolon for period at end.

1988-Subsec. (c)(16) to (23). Pub. L. 100–690 added pars. (16) to (19) and redesignated former pars. (16) to (19) as (20) to (23), respectively.

1984-Subsec. (b). Pub. L. 98–473, §605(b)(1), inserted provision requiring Director to report to Attorney General through Assistant Attorney General.

Subsec. (c)(13). Pub. L. 98–473, §605(b)(2)(A), (C), added par. (13) and struck out former par. (13) relating to provision of financial and technical assistance to States and units of local government relating to collection, analysis, or dissemination of justice statistics.

Subsec. (c)(14), (15). Pub. L. 98–473, §605(b)(2)(C), added pars. (14) and (15). Former pars. (14) and (15) redesignated (16) and (17), respectively.

Subsec. (c)(16). Pub. L. 98–473, §605(b)(2)(A), (B), redesignated par. (14) as (16) and struck out former par. (16) relating to insuring conformance with security and privacy regulations issued under section 10231 of this title.

Subsec. (c)(17). Pub. L. 98–473, §605(b)(2)(B), redesignated par. (15) as (17). Former par. (17) redesignated (19).

Subsec. (c)(18). Pub. L. 98–473, §605(b)(2)(D), added par. (18).

Subsec. (c)(19). Pub. L. 98–473, §605(b)(2)(B), redesignated former par. (17) as (19).

Subsec. (d)(1). Pub. L. 98–473, §605(b)(3)(A), inserted ", and to enter into agreements with such agencies and instrumentalities for purposes of data collection and analysis".

Subsec. (d)(5). Pub. L. 98–473, §605(b)(3)(B)–(D), added par. (5).

### **EFFECTIVE DATE OF 2012 AMENDMENT**

Amendment by Pub. L. 112–166 effective 60 days after Aug. 10, 2012, and applicable to appointments made on and after that effective date, including any nomination pending in the Senate on that date, see section 6(a) of Pub. L. 112–166, set out as a note under section 113 of Title 6, Domestic Security.

### **EFFECTIVE DATE OF 1984 AMENDMENT**

Amendment by Pub. L. 98–473 effective Oct. 12, 1984, see section 609AA(a) of Pub. L. 98–473, set out as an Effective Date note under section 10101 of this title.

### **CONSTRUCTION OF 2010 AMENDMENT**

Pub. L. 111–211, title II, §251(c), July 29, 2010, 124 Stat. 2298, provided that: "Nothing in this section [amending this section and section 41507 of this title] or any amendment made by this section-

"(1) allows the grant to be made to, or used by, an entity for law enforcement activities that the entity lacks jurisdiction to perform; or

"(2) has any effect other than to authorize, award, or deny a grant of funds to a federally recognized Indian tribe for the purposes described in the relevant grant program."

[For definition of "Indian tribe" as used in section 251(c) of Pub. L. 111–211, set out above, see section 203(a) of Pub. L. 111–211, set out as a note under section 2801 of Title 25, Indians.]

### **DATA COLLECTION**

Pub. L. 115–391, title VI, §610, Dec. 21, 2018, 132 Stat. 5245, provided that:

"(a) NATIONAL PRISONER STATISTICS PROGRAM.—Beginning not later than 1 year after the date of enactment of this Act [Dec. 21, 2018], and annually thereafter, pursuant to the authority under section 302 of the Omnibus Crime Control and Safe Streets Act of 1968 (42 U.S.C. 3732) [now 34 U.S.C. 10132], the Director of the Bureau of Justice Statistics, with information that shall be provided by the Director of the Bureau of Prisons, shall include in the National Prisoner Statistics Program the following:

"(1) The number of prisoners (as such term is defined in section 3635 of title 18, United States Code, as added by section 101(a) of this Act) who are veterans of the Armed Forces of the United States.

"(2) The number of prisoners who have been placed in solitary confinement at any time during the previous year.

"(3) The number of female prisoners known by the Bureau of Prisons to be pregnant, as well as the outcomes of such pregnancies, including information on pregnancies that result in live birth, stillbirth, miscarriage, abortion, ectopic pregnancy, maternal death, neonatal death, and preterm birth.

"(4) The number of prisoners who volunteered to participate in a substance abuse treatment program, and the number of prisoners who have participated in such a program.

"(5) The number of prisoners provided medication-assisted treatment with medication approved by the Food and Drug Administration while in custody in order to treat substance use disorder.

"(6) The number of prisoners who were receiving medication-assisted treatment with medication approved by the Food and Drug Administration prior to the commencement of their term of imprisonment.

"(7) The number of prisoners who are the parent or guardian of a minor child.

"(8) The number of prisoners who are single, married, or otherwise in a committed relationship.

"(9) The number of prisoners who have not achieved a GED, high school diploma, or equivalent prior to entering prison.

"(10) The number of prisoners who, during the previous year, received their GED or other equivalent certificate while incarcerated.

"(11) The numbers of prisoners for whom English is a second language.

"(12) The number of incidents, during the previous year, in which restraints were used on a female prisoner during pregnancy, labor, or postpartum recovery, as well as information relating to the type of restraints used, and the circumstances under which each incident occurred.

"(13) The vacancy rate for medical and healthcare staff positions, and average length of such a vacancy.

"(14) The number of facilities that operated, at any time during the previous year, without at least 1 clinical nurse, certified paramedic, or licensed physician on site.

"(15) The number of facilities that during the previous year were accredited by the American Correctional Association.

"(16) The number and type of recidivism reduction partnerships described in section 3621(h)(5) of title 18, United States Code, as added by section 102(a) of this Act, entered into by each facility.

"(17) The number of facilities with remote learning capabilities.

"(18) The number of facilities that offer prisoners video conferencing.

"(19) Any changes in costs related to legal phone calls and visits following implementation of section 3632(d)(1) of title 18, United States Code, as added by section 101(a) of this Act.

"(20) The number of aliens in prison during the previous year.

"(21) For each Bureau of Prisons facility, the total number of violations that resulted in reductions in rewards, incentives, or time credits, the number of such violations for each category of violation, and the demographic breakdown of the prisoners who have received such reductions.

"(22) The number of assaults on Bureau of Prisons staff by prisoners and the number of criminal prosecutions of prisoners for assaulting Bureau of Prisons staff.

"(23) The capacity of each recidivism reduction program and productive activity to accommodate eligible inmates at each Bureau of Prisons facility.

"(24) The number of volunteers who were certified to volunteer in a Bureau of Prisons facility, broken down by level (level I and level II), and by each Bureau of Prisons facility.

"(25) The number of prisoners enrolled in recidivism reduction programs and productive activities at each Bureau of Prisons facility, broken down by risk level and by program, and the number of those enrolled prisoners who successfully completed each program.

"(26) The breakdown of prisoners classified at each risk level by demographic characteristics, including age, sex, race, and the length of the sentence imposed.

"(b) REPORT TO JUDICIARY COMMITTEES.-Beginning not later than 1 year after the date of enactment of this Act [Dec. 21, 2018], and annually thereafter for a period of 7 years, the Director of the Bureau of Justice Statistics shall submit a report containing the information described in paragraphs (1) through (26) of subsection (a) to the Committee on the Judiciary of the Senate and the Committee on the Judiciary of the House of Representatives."

### **INCLUSION OF HONOR VIOLENCE IN NATIONAL CRIME VICTIMIZATION SURVEY**

Pub. L. 113–235, div. B, title II, Dec. 16, 2014, 128 Stat. 2191 , provided in part: "That beginning not later than 2 years after the date of enactment of this Act [div. B of Pub. L. 113–235, Dec. 16, 2014], as part of each National Crime Victimization Survey, the Attorney General shall include statistics relating to honor violence".

### **STUDY OF CRIMES AGAINST SENIORS**

Pub. L. 106–534, §5, Nov. 22, 2000, 114 Stat. 2557 , provided that:

"(a) IN GENERAL.-The Attorney General shall conduct a study relating to crimes against seniors, in order to assist in developing new strategies to prevent and otherwise reduce the incidence of those crimes.

"(b) ISSUES ADDRESSED.-The study conducted under this section shall include an analysis of-

"(1) the nature and type of crimes perpetrated against seniors, with special focus on-

"(A) the most common types of crimes that affect seniors;

"(B) the nature and extent of telemarketing, sweepstakes, and repair fraud against seniors;  
and

"(C) the nature and extent of financial and material fraud targeted at seniors;

"(2) the risk factors associated with seniors who have been victimized;

"(3) the manner in which the Federal and State criminal justice systems respond to crimes against seniors;

"(4) the feasibility of States establishing and maintaining a centralized computer database on the incidence of crimes against seniors that will promote the uniform identification and reporting of such crimes;

"(5) the effectiveness of damage awards in court actions and other means by which seniors receive reimbursement and other damages after fraud has been established; and

"(6) other effective ways to prevent or reduce the occurrence of crimes against seniors."

### **INCLUSION OF SENIORS IN NATIONAL CRIME VICTIMIZATION SURVEY**

Pub. L. 106-534, §6, Nov. 22, 2000, 114 Stat. 2557 , provided that: "Beginning not later than 2 years after the date of enactment of this Act [Nov. 22, 2000], as part of each National Crime Victimization Survey, the Attorney General shall include statistics relating to-

"(1) crimes targeting or disproportionately affecting seniors;

"(2) crime risk factors for seniors, including the times and locations at which crimes victimizing seniors are most likely to occur; and

"(3) specific characteristics of the victims of crimes who are seniors, including age, gender, race or ethnicity, and socioeconomic status."

### **CRIME VICTIMS WITH DISABILITIES AWARENESS**

Pub. L. 105-301, Oct. 27, 1998, 112 Stat. 2838 , as amended by Pub. L. 106-402, title IV, §401(b)(10), Oct. 30, 2000, 114 Stat. 1739 , provided that:

"SECTION 1. SHORT TITLE.

"This Act may be cited as the 'Crime Victims With Disabilities Awareness Act'.

"SEC. 2. FINDINGS; PURPOSES.

"(a) FINDINGS.-Congress finds that-

"(1) although research conducted abroad demonstrates that individuals with developmental disabilities are at a 4 to 10 times higher risk of becoming crime victims than those without disabilities, there have been no significant studies on this subject conducted in the United States;

"(2) in fact, the National Crime Victim's Survey, conducted annually by the Bureau of Justice Statistics of the Department of Justice, does not specifically collect data relating to crimes against individuals with developmental disabilities;

"(3) studies in Canada, Australia, and Great Britain consistently show that victims with developmental disabilities suffer repeated victimization because so few of the crimes against them are reported, and even when they are, there is sometimes a reluctance by police, prosecutors, and judges to rely on the testimony of a disabled individual, making individuals with developmental disabilities a target for criminal predators;

"(4) research in the United States needs to be done to-

"(A) understand the nature and extent of crimes against individuals with developmental disabilities;

"(B) describe the manner in which the justice system responds to crimes against individuals with developmental disabilities; and

"(C) identify programs, policies, or laws that hold promises for making the justice system more responsive to crimes against individuals with developmental disabilities; and

"(5) the National Academy of Science Committee on Law and Justice of the National Research Council is a premier research institution with unique experience in developing seminal, multidisciplinary studies to establish a strong research base from which to make public policy.

"(b) PURPOSES.-The purposes of this Act are-

"(1) to increase public awareness of the plight of victims of crime who are individuals with developmental disabilities;

"(2) to collect data to measure the extent of the problem of crimes against individuals with developmental disabilities; and

"(3) to develop a basis to find new strategies to address the safety and justice needs of victims of crime who are individuals with developmental disabilities.

"SEC. 3. DEFINITION OF DEVELOPMENTAL DISABILITY.

"In this Act, the term 'developmental disability' has the meaning given the term in section 102 of the Developmental Disabilities Assistance and Bill of Rights Act of 2000 [42 U.S.C. 15002].

"SEC. 4. STUDY.

"(a) IN GENERAL.-The Attorney General shall conduct a study to increase knowledge and information about crimes against individuals with developmental disabilities that will be useful in developing new strategies to reduce the incidence of crimes against those individuals.

"(b) ISSUES ADDRESSED.-The study conducted under this section shall address such issues as-

"(1) the nature and extent of crimes against individuals with developmental disabilities;

"(2) the risk factors associated with victimization of individuals with developmental disabilities;

"(3) the manner in which the justice system responds to crimes against individuals with developmental disabilities; and

"(4) the means by which States may establish and maintain a centralized computer database on the incidence of crimes against individuals with disabilities within a State.

"(c) NATIONAL ACADEMY OF SCIENCES.-In carrying out this section, the Attorney General shall consider contracting with the Committee on Law and Justice of the National Research Council of the National Academy of Sciences to provide research for the study conducted under this section.

"(d) REPORT.-Not later than 18 months after the date of enactment of this Act [Oct. 27, 1998], the Attorney General shall submit to the Committees on the Judiciary of the Senate and the House of Representatives a report describing the results of the study conducted under this section.

"SEC. 5. NATIONAL CRIME VICTIM'S SURVEY.

"Not later than 2 years after the date of enactment of this Act, as part of each National Crime Victim's Survey, the Attorney General shall include statistics relating to-

"(1) the nature of crimes against individuals with developmental disabilities; and

"(2) the specific characteristics of the victims of those crimes."





## **NATIONAL SURVEY OF CRIME AND SAFETY (NSCS)**

### **Adult Consent Form**

#### **Introduction**

The National Survey of Crime and Safety is sponsored by the Bureau of Justice Statistics (BJS) at the Department of Justice (DOJ). Westat, an independent research firm, is conducting the study.

#### **Purpose of the study**

The NSCS Study measures victimization in the United States by asking questions of adults and youth all over the country about whether they have been a victim of any crime in the past 12 months. The study seeks to describe victimization in America, including descriptions of which types of people are more likely to be victimized. You don't have to be a victim to take part in the study. We need counts of people who are victims and counts of people who are not victims to have a full understanding of victimization in the United States.

#### **Your participation**

We would like your consent to participate in this one-time interview. If you agree, the Westat researcher will ask you questions about different areas of life, including personal victimization experiences (if any), health status and disabilities, as well as background questions, such as race and ethnicity. The researcher may also ask about your attitudes about your local community and/or local police. If there is a question that you do not want to answer or talk about, you can skip it.

Your participation is voluntary. You do not have to do this and you can stop answering questions at any point.

The interview will be conducted in private and will generally take between 20 minutes and 40 minutes, depending on your experiences. The interviewer requests to conduct the interview in a private setting so that others cannot overhear the interview.

For quality control purposes, a supervisor may contact your household after you complete an interview to verify that the Westat interviewer followed procedures correctly.

#### **Benefits and risks of participation**

There are no direct benefits to you for participating in this study, but information from the study will help give the Bureau of Justice Statistics a better understanding of victimization in this country. The study may also benefit your community and the Nation by improving programs that focus on community safety or policing.

If you feel uncomfortable about any of the questions, it's OK to skip those questions. One possible risk is that some questions may upset you if you experienced a recent victimization. There is also a possible risk that survey answers could be revealed, but we take several steps to protect your privacy and to prevent this from happening.

#### **Protection of personal information**

The study has several safeguards in place to protect the identities of all participants, including yours.

- We'll treat all of the information in this study as private. The information will be used only for research purposes.

- We'll label your interview answers with a code number only, not your name.
- We'll store all personal information in a protected computer file separate from the interview data. We'll keep the key to the code in a password-protected database.
- We'll combine your data with those of other people in the study. In addition, we'll only put information about groups of people in our reports. This means we can't put information about individuals in any report about the NSCS Study.
- We'll destroy all personal information that could identify you, like your name, address, and phone number, after this phase of the study is over.

We would like to record the interview. Sometimes it is helpful to review a portion of a recording to better understand how the interview went. If the recording is reviewed later, it will only be by a few Westat staff and possibly the client (BJS). We may use answers from the recordings in our research reports but we never include names in the reports. If you choose not to allow your interview to be recorded, that's okay.

To help keep everything private:

- Your name will not be recorded on the interview notes or reported in any reports.
- Everything that you say will be confidential - that is, no one outside the research team will know what you told us.

The Bureau of Justice Statistics (BJS) is authorized to conduct this data collection under 34 U.S.C. § 10132. BJS will protect and maintain the confidentiality of personally identifiable information (PII) to the fullest extent under federal law. BJS, its employees, and its contractors (Westat staff) will only use the information provided for statistical or research purposes pursuant to 34 U.S.C. § 10134. All PII collected under BJS's authority is protected under the confidentiality provisions of 34 U.S.C. § 10231. Any person who violates these provisions may be punished by a fine up to \$10,000, in addition to any other penalties imposed by law. Further, per the Cybersecurity Enhancement Act of 2015 (6 U.S.C. § 151), federal information systems are protected from malicious activities through cybersecurity screening of transmitted data. Since the survey is protected under 34 U.S.C. § 10134 and 10231, even if we learn that you or someone else is harming you or others around you, we are legally not allowed to report this to the police or anyone else. However, you are free to tell anyone about your experiences. We will be giving everyone who completes the survey a link to a website that has contact information for people who can help.

## Questions

You can ask the interviewer any questions you have about this study.

If you have any other questions about the study, call Westat's toll-free number, 1-855-849-6119, weekdays between 9:00 a.m. and 9:00 p.m. and weekends between 11:00 a.m. and 7:00 p.m. Eastern Time. You can also send an email to Westat at NSCS@Westat.com.

If you have any questions about your rights as a NSCS Study participant, call Westat's Human Subjects Protections office at 1-888-920-7631. Please leave a message with your first name, the name of the research study that you are calling about (National Survey of Crime and Safety), and a phone number beginning with the area code. A Westat IRB representative will return your call as soon as possible.

## Consent request

Please tell the interviewer if you give permission for the Westat researcher to interview you.

I have read the information about this study and have been given the chance to discuss it and to ask questions.

- I agree to participate in the interview.
- I agree for my interview to be recorded.



## **NATIONAL SURVEY OF CRIME AND SAFETY (NSCS)**

### **Youth Assent to Participate**

#### **Introduction**

You are being asked to take part in the National Survey of Crime and Safety (NSCS). A government agency called the Bureau of Justice Statistics (BJS) at the Department of Justice (DOJ) has asked Westat to conduct the NSCS.

#### **Purpose of the study**

The NSCS asks questions of adults and youth all over the country about whether they have experienced any crime in the past 12 months. Even if you haven't been the victim of crime, we still want to include you in this study. We need counts of people who are victims and counts of people who are not victims to fully understand crime in the country.

It will take between 20 minutes and 40 minutes, depending on your experiences.

#### **Your participation**

We are asking you to take part in today's interview. Your parent or guardian has said it is ok for us to ask you to participate, but the interview is voluntary. It's up to you if you want to take part. You don't have to take part in the interview. You can skip any questions that you don't want to answer and you can stop the interview at any time.

We'd like to ask you the questions in private, but if you would rather have a parent or another adult in the room with you during the interview, that's ok too. We will not attach your name to any of your answers, and we will not share your answers with anyone outside of our research team, like your parents, your school, the authorities, or anyone else.

#### **Benefits and risks of participation**

We can't give you anything for answering the survey. But when we combine the answers you give with the answers from other children your age around the country, the information may help improve the safety of millions of Americans.

It is possible that some questions may upset or bother you. Again, you can skip any question you don't want to answer.

#### **Protection of personal information**

The study will protect your information which means we will not share any of your answers with your parents, your school, or the authorities.

- We'll treat all of the information in this study as private. BJS researchers use the survey answers to inform their research about people's experience with crime across the country.
- We'll label your interview answers with a code number only, not your name.
- We'll combine your answers with other youth who participate in the study. In addition, we'll only put information about groups of people in our reports. This means we can't put information about individuals in any report about the NSCS Study.
- We'll destroy all personal information that could identify you, like your name, address, and phone number, after the study is over.



We would like to record the interview. Sometimes it is helpful to listen to the recordings to help us understand how the interview went. If the recording is reviewed later, it will only be by a few Westat staff and possibly the client (BJS). We may use answers from the recordings in our research reports but we never include names in the reports. If you choose not to allow your interview to be recorded, that's okay.

To help keep everything private:

- Your name will not be recorded on the interview notes or reported in any reports.
- Everything that you say will be confidential - that is, no one outside the research team will know what you told us.

The Bureau of Justice Statistics (BJS) is authorized to conduct this data collection under 34 U.S.C. § 10132. All personally identifiable information (PII) collected under BJS's authority is protected under the confidentiality provisions of 34 U.S.C. § 10231. Any person who violates those rules may be punished by a fine up to \$10,000, in addition to any other penalties imposed by law. Further, per the Cybersecurity Enhancement Act of 2015 (6 U.S.C. § 151), federal information systems are protected from malicious activities through cybersecurity screening of transmitted data.

Since the survey is protected under 34 U.S.C. § 10134 and 10231, even if we learn that you or someone else is harming you, or others around you, we are legally not allowed to report this to the police or anyone else. However, you are free to tell anyone about your experiences. We will be giving everyone who completes the survey a link to a website that has contact information for people who can help.

## **Questions**

You can ask the interviewer any questions you have about this study.

If you have any other questions about the study, call Westat's toll-free number, 1-855-849-6119, weekdays between 9:00 a.m. and 9:00 p.m. and weekends between 11:00 a.m. and 7:00 p.m. Eastern Time. You can also send an email to Westat at NSCS@Westat.com.

If you have any questions about your rights as a NSCS Study participant, call Westat's Human Subjects Protections office at 1-888-920-7631. Please leave a message with your first name, the name of the research study that you are calling about (National Survey of Crime and Safety), and a phone number beginning with the area code. A Westat IRB representative will return your call as soon as possible.

## **Assent request**

Please tell the interviewer if it is ok to ask you the survey questions, and if it is ok to record the interview.

- I will participate in the interview.
- I agree to have my interview recorded.

# Adult Consent

Generated: 18-Feb-2019

**Question ID: AC1\_1**

IS THIS A PHONE INTERVIEW OR IN PERSON?

- 1 PHONE
- 2 IN PERSON

ASK Description: All Respondents.

PROGRAM: IF AC1\_1=1 THEN CONSENTMODE=1 'PHONE'. IF AC1\_1=2 THEN CONSENTMODE=2 'IN PERSON'.

SAS Variable: AC1\_1, CONSENTMODE

**Question ID: AC1\_2**

CONFIRM THAT YOU ARE SPEAKING TO {ADULTFULLNAME}.

YOU MUST BE SPEAKING WITH {ADULTFULLNAME} TO CONTINUE.

- 1 CONFIRM GO TO AC1\_3
- 2 YOU ARE NOT SPEAKING TO THE ADULT NAMED GO TO IMS  
ABOVE

ASK Description: All Respondents.

DISPLAY: DISPLAY THE ADULTS FIRST AND LAST NAME FOR ADULTFULLNAME USING HHROSTER\_FNAME AND HHROSTER\_LNAME.

SAS Variable: AC1\_2

## Adult Consent

### Question ID: AC1\_3

We are inviting you to participate in a research activity being sponsored by the U.S. Department of Justice, Bureau of Justice Statistics, and being conducted by Westat. The study is called the National Survey of Crime and Safety. The NSCS Study measures victimization in the United States by asking questions of adults and youth all over the country about whether they have been a victim of any crime in the past 12 months. The study seeks to describe victimization in America. You don't have to be a victim to take part in the study. We need counts of people who are victims and counts of people who are not victims to have a full understanding of victimization in the United States. What we learn from you and others in the study may help your community and millions of Americans to be safer and may help local police do a better job in communities like yours.

{HAND A COPY OF THE ADULT CONSENT FORM TO THE ADULT FOR REFERENCE.}

{A copy of a form that explains more about the survey was left at your home. Can you find it?}

{IF R CAN'T FIND FORM: I will go over what the form says with you now, but I can also a mail a copy to you for reference. Would you like me to mail a copy to you?}

- 1 {CONTINUE}
- 2 {MAIL A COPY OF CONSENT FORM}
- 3 {DON'T MAIL CONSENT FORM}

ASK Specification: IF AC1\_2=1.

PROGRAM: IF AC1\_3=2 THEN MAILAC=1 'MAIL COPY OF ADULT CONSENT FORM'. IF AC1\_3=3 THEN MAILAC=0 'DON'T MAIL COPY OF ADULT CONSENT FORM'.

DISPLAY: IF CONSENTMODE=2 THEN DISPLAY 'HAND A COPY OF THE ADULT CONSENT FORM TO THE ADULT FOR REFERENCE.' IF CONSENTMODE=1 THEN DISPLAY "A COPY OF A FORM...IF R CAN'T FIND FORM..."

IF CONSENTMODE=1 THEN DISPLAY RESPONSE OPTION 2 AND 3 ONLY. IF CONSENTMODE=2 THEN DISPLAY RESPONSE OPTION 1 ONLY.

SAS Variable: AC1\_3, MAILAC

## Adult Consent

### Question ID: AC2

I'd like to review this form with you. It explains what we'd like you to do and what information we will collect. It also explains what we will do to protect your privacy.

{We will begin by asking your opinions about things such as community safety or the local police. Then we will ask you questions about whether you have been a victim of different types of crimes during the past 12 months./We will ask whether you have been a victim of any crime in the past 12 months.} If you were a victim, we will ask details about the experience.

The survey takes between 20 and 40 minutes to complete, depending on the types of experiences you have had in the past year.

1 CONTINUE

ASK Specification: IF AC1\_2=1.

DISPLAY: IF CONDITION=2 THEN DISPLAY "WE WILL BEGIN BY ASKING YOUR..." IF  
CONDITION=1 THEN DISPLAY "WE WILL ASK WHETHER YOU HAVE..."

SAS Variable: AC2

### Question ID: AC3

We are asking for your consent to participate. Your participation is voluntary.

For quality control purposes, my supervisor may contact you to verify that I correctly followed interview procedures.

There are no direct benefits to you for participating in this study, but information from the study may benefit your community and the Nation by improving programs that focus on community safety or policing.

Some of the questions may be upsetting to some people, so if there is a question you do not want to talk about, you can skip it and you can stop answering questions at any point.

1 CONTINUE

ASK Specification: IF AC1\_2=1.

SAS Variable: AC3

## Adult Consent

### Question ID: AC4

Your name will not be associated with your answers, and the information you provide will not be shared with anyone outside of our research team. We store all person information in a protected computer file, and we'll destroy all personal information that could identify you after this phase of the study is over.

We would like your permission to audio record the interview for quality control purposes. The recording will be accessible only to the research team. We may use answers from your and other participant's interviews for research reports, but we do not link names to any answers we use.

You can ask me any questions about this study or you can also contact the project manager for the study at Westat. Under the section labeled "Questions" on the form, we provide a toll-free number and email that you can use to speak with someone at Westat. {POINT TO THE SECTION ON THE FORM}

{Please take a moment to review the form. If you have any questions, please let me know./Do you have any questions?}

1 CONTINUE

ASK Specification: IF AC1\_2=1.

DISPLAY: IF CONSENTMODE=2 THEN DISPLAY "POINT TO THE SECTION ON THE FORM" AND "PLEASE TAKE A MOMENT..." IF CONSENTMODE=1 THEN DISPLAY "DO YOU HAVE ANY QUESTIONS?"

SAS Variable: AC4

### Question ID: AC5

{POINT TO BOTTOM OF PAGE 2 OF THE ADULT CONSENT FORM}

Do you agree to participate in the interview?

{GIVE THE ADULT A COPY OF THE CONSENT FORM}

{Please keep this copy of this form for your reference.}

1 YES, CONTINUE INTERVIEW

GO TO AC6

2 NO

GO TO AC7

ASK Specification: IF AC1\_2=1.

PROGRAM: IF AC5=1 THEN CONSENTFLAG=1 'YES, CONSENT GIVEN'. IF AC5=2 THEN CONSENTFLAG=0 'NO, CONSENT NOT GIVEN'. RECORD THE CONSENT STATUS IN THE IMS FOR CURRENT ADULT.

DISPLAY: IF CONSENTMODE=2 THEN DISPLAY "POINT TO BOTTOM...", "GIVE THE ADULT...", AND "PLEASE KEEP THIS COPY".

GO TO: IF AC5=1 THEN GO TO AC6. IF AC5=2 THEN GO TO AC7.

SAS Variable: AC5, CONSENTFLAG

Adult Consent

**Question ID: AC6**

{POINT TO BOTTOM OF PAGE 2 OF THE ADULT CONSENT FORM}

Do we have your permission to record the interview for quality control purposes?

- |       |                |
|-------|----------------|
| 1 YES | GO TO CPC_BOX1 |
| 2 NO  | GO TO AC8      |

ASK Specification: IF AC1\_2=1 AND AC5=1.

PROGRAM: IF AC6=1 THEN RECORDING=1 'YES, CONSENT TO RECORDING'. IF AC6=2 THEN RECORDING=0 'NO, DIDN'T CONSENT TO RECORDING'. RECORD THE CONSENT TO RECORD STATUS IN THE IMS FOR CURRENT ADULT.

DISPLAY: IF CONSENTMODE=2 THEN DISPLAY "POINT TO BOTTOM..."

GO TO: IF AC6=1 THEN GO TO CPC\_BOX1 IN PARENTAL PERMISSION SECTION. IF AC6=2 THEN GO TO AC8.

SAS Variable: AC6, RECORDING

**Question ID: AC7**

I am sorry that you don't wish to participate in the study but thank you for your time.

- |            |           |
|------------|-----------|
| 1 CONTINUE | GO TO IMS |
|------------|-----------|

ASK Specification: IF AC1\_2=1 AND AC5=2.

GO TO: END ADULT CONSENT TASK AND RETURN TO IMS.

SAS Variable: AC7

**Question ID: AC8**

That's fine. The interview will not be recorded.

- |            |                |
|------------|----------------|
| 1 CONTINUE | GO TO CPC_BOX1 |
|------------|----------------|

ASK Specification: IF AC1\_2=1 AND AC6=2.

GO TO: GO TO CPC\_BOX1 IN PARENTAL PERMISSION SECTION.

SAS Variable: AC8

# Youth Assent

Generated: 18-Feb-2019

**Box ID: YABOX\_1**

IF PARENT WHO PROVIDED PARENTAL CONSENT (PARENT NAME/ID STORED IN WHOGAVECONSENT VARIABLE) HAS COMPLETED THEIR INTERVIEW (PELIG=6) THEN GO TO YA1\_2. OTHERWISE GO TO YA1\_1.

**Question ID: YA1\_1**

THE PARENT WHO PROVIDED PARENTAL CONSENT MUST COMPLETE THEIR INTERVIEW BEFORE THE YOUTH CAN START THE YOUTH ASSENT PROCESS AND COMPLETE THEIR INTERVIEW.

1 CONTINUE GO TO IMS

ASK Specification: IF PARENT WHO PROVIDED PARENTAL CONSENT HASN'T COMPLETED THEIR INTERVIEW FIRST.

SAS Variable: YA1\_1

**Question ID: YA1\_2**

IS THIS A PHONE INTERVIEW OR IN PERSON?

1 PHONE  
2 IN PERSON

ASK Description: All Respondents.

PROGRAM: IF YA1\_2=1 THEN CONSENTMODE=1 'PHONE'. IF YA1\_2=2 THEN CONSENTMODE=2 'IN PERSON'.

SAS Variable: YA1\_2, CONSENTMODE

**Question ID: YA1\_3**

CONFIRM THAT YOU ARE SPEAKING TO {YOUTHFULLNAME}.

YOU MUST BE SPEAKING WITH {YOUTHFULLNAME} TO CONTINUE.

1 CONFIRM GO TO YA2  
2 YOU ARE NOT SPEAKING TO THE YOUTH NAMED ABOVE GO TO IMS

ASK Description: All Respondents.

DISPLAY: DISPLAY THE YOUTHS FIRST AND LAST NAME FOR YOUTHFULLNAME USING HHROSTER\_FNAME AND HHROSTER\_LNAME.

SAS Variable: YA1\_3

**Question ID: YA2**

The Bureau of Justice Statistics, part of the Department of Justice, is sponsoring this survey about victimization. The survey, called the National Survey of Crime and Safety or NSCS, asks questions of adults and youth all over the country about whether they have experienced any crime in the past 12 months {and what they think about community safety or the local police}. Even if you haven't been the victim of crime, we still want to include you in this study. We want to know more about young people's opinions and learn about their experiences. What we learn from you and others in the study may help your community and millions of Americans to be safer and may help local police do a better job in communities like yours.

{HAND A COPY OF THE YOUTH ASSENT INTERVIEW FORM TO THE YOUTH R FOR REFERENCE.}

{A copy of a form that explains more about the survey was left at your home. Can you find it?}

{IF R CAN'T FIND FORM: I will go over what the form says with you now, but I can also a mail a copy to you for reference.}

- 1 {CONTINUE}
- 2 {MAIL A COPY OF CONSENT FORM}
- 3 {DON'T MAIL CONSENT FORM}

ASK Specification: IF YA1\_3=1.

PROGRAM: IF YA2=2 THEN MAILYA=1 'SEND HARD COPY YOUTH ASSENT FORM TO ADDRESS'.  
IF YA2=3 THEN MAILYA=0 'DON'T SEND YOUTH ASSENT FORM TO ADDRESS'.

DISPLAY: IF CONSENTMODE=2 THEN DISPLAY 'HAND A COPY OF THE...' IF CONSENTMODE=1 THEN DISPLAY "A COPY OF A FORM..." AND "IF R CAN'T FIND FORM..."

IF CONDITION=2 THEN DISPLAY "AND WHAT THEY THINK ABOUT..."

IF CONSENTMODE=1 THEN DISPLAY RESPONSE OPTION 2 AND 3 ONLY. IF CONSENTMODE=2 THEN DISPLAY RESPONSE OPTION 1 ONLY.

SAS Variable: YA2, MAILYA

**Question ID: YA3**

I'd like to review this form with you. It explains what we'd like you to do and what information we will collect. It also explains what we will do to protect your privacy.

We want to know more about victimization in the U.S. We'll ask you questions about whether you have been a victim during the past 12 months. If you were a victim, we will ask details about the experience. {We will also ask for your opinions about things such as community safety or your local police.}

The survey takes between 20 and 40 minutes to complete, depending on your experiences.

- 1 CONTINUE

ASK Specification: IF YA1\_3=1.

DISPLAY: IF CONDITION=2 THEN DISPLAY "WE WILL ALSO ASK..."

SAS Variable: YA3



**Question ID: YA4**

Your parent or guardian has given permission for you to participate.

Your participation is voluntary, which means you don't have to do this. But we do hope you will agree to take part in the study.

We'd like to ask you the questions in private, but if you would rather have a parent or another adult in the room with you during the interview, that is okay too

Some of these questions may be upsetting to some people, so if there is a question you do not want to talk about, you can skip it and you can stop answering questions at any time.

We can't give you anything for answering the survey. But when we combine your information with the information from other kids your age, it may help improve the safety of millions of Americans.

1 CONTINUE

ASK Specification: IF YA1\_3=1.

SAS Variable: YA4

**Box ID: YABOX\_2**

QUESTION YA4\_2 TESTS THE YOUTH RESPONDENTS UNDERSTANDING OF CERTAIN ASPECTS OF CONSENT. THE YOUTH MUST GET THIS QUESTION CORRECT IN ORDER TO CONTINUE WITH THE YOUTH ASSENT PROCESS/COMPLETE THE YOUTH INTERVIEW. THE YOUTH WILL BE GIVEN THREE CHANCES TO ANSWER YA4\_2 CORRECTLY (I.E. YA4\_2 MAY BE SHOWN UP TO 3 TIMES).

IF THIS IS THE FIRST TIME YABOX\_2 IS DISPLAYED THEN:

CREATE A VARIABLE CALLED 'NUMATTEMPTS\_1' AND INITIALLY SET THIS VARIABLE EQUAL TO 1.

CREATE A VARIABLE CALLED 'YOUTHUNDERSTAND\_1' AND INITIALLY SET THIS VARIABLE EQUAL TO 0.

IF THIS IS THE SECOND TIME YABOX\_2 IS DISPLAYED THEN:

SET NUMATTEMPTS\_1=2 AND CONTINUE TO YA4\_2.

IF THIS IS THE THIRD TIME YABOX\_2 IS DISPLAYED THEN:SET NUMATTEMPTS\_1=3 AND CONTINUE TO YA4\_2.

**Question ID: YA4\_2**

{THIS IS RESPONDENTS SECOND ATTEMPT TO ANSWER CORRECTLY./THIS IS RESPONDENTS THIRD AND FINAL ATTEMPT TO ANSWER CORRECTLY.}

Before we go on let me make sure that what I'm telling you makes sense. Based on what I've said so far...

If someone like a friend or family member asked you whether you had to do the interview or whether it was voluntary, what would you say?

CORRECT ANSWER: DO NOT HAVE TO DO THE INTERVIEW (VOLUNTARY)

DID THE RESPONDENT GIVE THE CORRECT ANSWER?

- 1 YES
- 2 NO

ASK Specification: IF YA1\_3=1.

PROGRAM: IF YA4\_2=1 THEN SET YOUTHUNDERSTAND\_1=1.

DISPLAY: IF NUMATTEMPTS\_1=2 THEN DISPLAY "THIS IS RESPONDENTS SECOND..." IF NUMATTEMPTS\_1=3 THEN DISPLAY "THIS IS RESPONDENTS THIRD AND FINAL..."

SAS Variable: YA4\_2

**Box ID: YABOX\_3**

IF YOUTHUNDERSTAND\_1=1 THEN GO TO YABOX\_4. IF NUMATTEMPTS\_1!=3 AND YOUTHUNDERSTAND\_1=0 THEN GO BACK TO YABOX\_2. IF NUMATTEMPTS\_1=3 AND YOUTHUNDERSTAND\_1=0 THEN GO TO YA5\_4.

**Box ID: YABOX\_4**

QUESTION YA4\_3 TESTS THE YOUTH RESPONDENTS UNDERSTANDING OF CERTAIN ASPECTS OF CONSENT. THE YOUTH MUST GET THIS QUESTION CORRECT IN ORDER TO CONTINUE WITH THE YOUTH ASSENT PROCESS/COMPLETE THE YOUTH INTERVIEW. THE YOUTH WILL BE GIVEN THREE CHANCES TO ANSWER YA4\_3 CORRECTLY (I.E. YA4\_3 MAY BE SHOWN UP TO 3 TIMES).

IF THIS IS THE FIRST TIME YABOX\_4 IS DISPLAYED THEN:  
CREATE A VARIABLE CALLED 'NUMATTEMPTS\_2' AND INITIALLY SET THIS VARIABLE EQUAL TO 1.  
CREATE A VARIABLE CALLED 'YOUTHUNDERSTAND\_2' AND INITIALLY SET THIS VARIABLE EQUAL TO 0.

IF THIS IS THE SECOND TIME YABOX\_4 IS DISPLAYED THEN:  
SET NUMATTEMPTS\_2=2 AND CONTINUE TO YA4\_3.

IF THIS IS THE THIRD TIME YABOX\_4 IS DISPLAYED THEN:SET NUMATTEMPTS\_2=3 AND CONTINUE TO YA4\_3.

**Question ID: YA4\_3**

{THIS IS RESPONDENTS SECOND ATTEMPT TO ANSWER CORRECTLY./THIS IS RESPONDENTS THIRD AND FINAL ATTEMPT TO ANSWER CORRECTLY.}

Before we go on let me make sure that what I'm telling you makes sense. Based on what I've said so far...

Do you have to answer all of the questions, or can you skip questions if you don't know the answer or don't want to answer?

CORRECT ANSWER: CAN SKIP QUESTIONS

DID THE RESPONDENT GIVE THE CORRECT ANSWER?

- 1 YES
- 2 NO

ASK Specification: IF YA1\_3=1 AND YOUTHUNDERSTAND\_1=1.

PROGRAM: IF YA4\_3=1 THEN SET YOUTHUNDERSTAND\_2=1.

DISPLAY: IF NUMATTEMPTS\_2=2 THEN DISPLAY "THIS IS RESPONDENTS SECOND..." IF NUMATTEMPTS\_2=3 THEN DISPLAY "THIS IS RESPONDENTS THIRD AND FINAL..."

SAS Variable: YA4\_3

**Box ID: YABOX\_5**

IF YOUTHUNDERSTAND\_2=1 THEN GO TO YA4\_4. IF NUMATTEMPTS\_2!=3 AND YOUTHUNDERSTAND\_2=0 THEN GO BACK TO YABOX\_4. IF NUMATTEMPTS\_2=3 AND YOUTHUNDERSTAND\_2=0 THEN GO TO YA5\_4.

**Question ID: YA4\_4**

Ok, that's good. Is it ok if we keep going?

- |       |           |
|-------|-----------|
| 1 YES | GO TO YA5 |
| 2 NO  | GO TO IMS |

ASK Specification: IF YA1\_3=1 AND YOUTHUNDERSTAND\_1=1 AND YOUTHUNDERSTAND\_2=1.

SAS Variable: YA4\_4

**Question ID: YA5**

Your name won't be on your answers and your answers will only be used for research purposes. We'll combine your answers with other youth who participate in the study.

The survey is protected by a federal law that says that we cannot share your individual answers with anyone outside of the study team. We cannot share your answers with your parents, anyone in your school or the authorities. However, you are free to tell anyone about your experiences.

This means that even if you tell us that someone else is harming you, or others around you, we are not allowed to report this information to anyone else. But we will give everyone who completes the survey phone numbers and links to websites that have contact information for people who can help.

1 CONTINUE

GO TO YABOX\_6

ASK Specification: IF YA1\_3=1 AND YOUTHUNDERSTAND\_1=1 AND YOUTHUNDERSTAND\_2=1.

SAS Variable: YA5

**Box ID: YABOX\_6**

QUESTION YA5\_2 TESTS THE YOUTH RESPONDENTS UNDERSTANDING OF CERTAIN ASPECTS OF CONSENT. THE YOUTH MUST GET THIS QUESTION CORRECT IN ORDER TO CONTINUE WITH THE YOUTH ASSENT PROCESS/COMPLETE THE YOUTH INTERVIEW. THE YOUTH WILL BE GIVEN THREE CHANCES TO ANSWER YA5\_2 CORRECTLY (I.E. YA5\_2 MAY BE SHOWN UP TO 3 TIMES).

IF THIS IS THE FIRST TIME YABOX\_6 IS DISPLAYED THEN:

CREATE A VARIABLE CALLED 'NUMATTEMPTS\_3' AND INITIALLY SET THIS VARIABLE EQUAL TO 1.

CREATE A VARIABLE CALLED 'YOUTHUNDERSTAND\_3' AND INITIALLY SET THIS VARIABLE EQUAL TO 0.

IF THIS IS THE SECOND TIME YABOX\_6 IS DISPLAYED THEN:

SET NUMATTEMPTS\_3=2 AND CONTINUE TO YA5\_2.

IF THIS IS THE THIRD TIME YABOX\_6 IS DISPLAYED THEN:

SET NUMATTEMPTS\_3=3 AND CONTINUE TO YA5\_2.

**Question ID: YA5\_2**

{THIS IS RESPONDENTS SECOND ATTEMPT TO ANSWER CORRECTLY./THIS IS RESPONDENTS THIRD AND FINAL ATTEMPT TO ANSWER CORRECTLY.}

Before we go on let me make sure that what I'm telling you makes sense again. Based on what I've said so far...

If you tell me that you or someone else is hurting you in responding to these survey questions, am I legally allowed to report that to your parents or any other authority?

CORRECT ANSWER: NO, INTERVIEWER CANNOT REPORT

DID THE RESPONDENT GIVE THE CORRECT ANSWER?

- 1 YES
- 2 NO

ASK Specification: IF YA1\_3=1 AND YOUTHUNDERSTAND\_1=1 AND YOUTHUNDERSTAND\_2=1.

PROGRAM: IF YA5\_2=1 THEN SET YOUTHUNDERSTAND\_3=1.

DISPLAY: IF NUMATTEMPTS\_3=2 THEN DISPLAY "THIS IS RESPONDENTS SECOND..." IF NUMATTEMPTS\_3=3 THEN DISPLAY "THIS IS RESPONDENTS THIRD AND FINAL..."

SAS Variable: YA5\_2

**Box ID: YABOX\_7**

IF YOUTHUNDERSTAND\_3=1 THEN GO TO YA5\_3. IF NUMATTEMPTS\_3!=3 AND YOUTHUNDERSTAND\_3=0 THEN GO BACK TO YABOX\_4. IF NUMATTEMPTS\_3=3 AND YOUTHUNDERSTAND\_3=0 THEN GO TO YA5\_4.

**Question ID: YA5\_3**

Ok, that's good. Is it ok if we keep going?

- 1 YES GO TO YA5\_5
- 2 NO GO TO IMS

ASK Specification: IF YA1\_3=1 AND YOUTHUNDERSTAND\_1=1 AND YOUTHUNDERSTAND\_2=1 AND YOUTHUNDERSTAND\_3=1.

SAS Variable: YA5\_3

**Question ID: YA5\_4**

Those are all the questions I have for you. Unfortunately, you are not eligible for this study but thank you for your time.

- 1 CONTINUE GO TO IMS

ASK Specification: IF YA1\_3=1 AND (YOUTHUNDERSTAND\_1=0 OR YOUTHUNDERSTAND\_2=0 OR YOUTHUNDERSTAND\_3=0)

SAS Variable: YA5\_4

**Question ID: YA5\_5**

I hope that you'll be willing to take part in this important study. No matter what experiences you have had, your answers will help us understand more about crime for kids your age in America. If you have any questions, please let me know or you can call Westat's toll-free number.

1 CONTINUE

GO TO YA6

ASK Specification: IF YA1\_3=1 AND YOUTHUNDERSTAND\_1=1 AND YOUTHUNDERSTAND\_2=1 AND YOUTHUNDERSTAND\_3=1.

SAS Variable: YA5\_5

**Question ID: YA6**

{POINT TO BOTTOM OF PAGE 2 OF THE YOUTH ASSENT FORM}

Do you agree to participate in the interview?

{GIVE THE YOUTH A COPY OF THE ASSENT FORM}

{Please keep this copy of this form for your reference.}

1 YES, CONTINUE INTERVIEW

GO TO YABOX\_8

2 NO

GO TO YA7

ASK Specification: IF YA1\_3=1 AND YOUTHUNDERSTAND\_1=1 AND YOUTHUNDERSTAND\_2=1 AND YOUTHUNDERSTAND\_3=1.

PROGRAM: IF YA6=1 THEN CONSENTFLAG=1 'YES, CONSENT GIVEN'. IF YA6=2 THEN CONSENTFLAG=0 'NO, CONSENT NOT GIVEN'. RECORD THE CONSENT STATUS IN THE IMS FOR CURRENT YOUTH.

DISPLAY: IF CONSENTMODE=2 THEN DISPLAY "POINT TO BOTTOM...", "GIVE THE YOUTH...", AND "PLEASE KEEP THIS COPY".

GO TO: IF YA6=1 THEN GO TO YABOX\_8. IF YA6=2 THEN GO TO YA7.

SAS Variable: YA6, CONSENTFLAG

**Box ID: YABOX\_8**

IF PARENT DIDN'T CONSENT TO RECORDING FOR CURRENT YOUTH (I.E. CONSENTPR=2) THEN START YOUTH INTERVIEW WITHOUT RECORDING AND SET THE 'RECORDING' VARIABLE EQUAL TO '0' (NO, DIDN'T CONSENT TO RECORDING'). OTHERWISE, CONTINUE TO YA6\_2.

**Question ID: YA6\_2**

{POINT TO BOTTOM OF PAGE 2 OF THE YOUTH ASSENT FORM}

With your permission, we would like to audio record the interview. Only the research team will have access to the recording. We may use answers from you or other participants for research reports, but we do not link names to any answers we use. We also use the recordings for quality control purposes.

Do we have your permission to record the interview for quality control purposes?

- |   |     |                       |
|---|-----|-----------------------|
| 1 | YES | GO TO YOUTH INTERVIEW |
| 2 | NO  | GO TO YA8             |

ASK Specification: IF YA6=1.

PROGRAM: IF YA6\_2=1 THEN RECORDING=1 'YES, CONSENT TO RECORDING'. IF YA6\_2=2 THEN RECORDING=0 'NO, DIDN'T CONSENT TO RECORDING'. RECORD THE CONSENT TO RECORD STATUS IN THE IMS FOR CURRENT YOUTH.

DISPLAY: IF CONSENTMODE=2 THEN DISPLAY "POINT TO BOTTOM..."

GO TO: IF YA6\_2=1 THEN START YOUTH INTERVIEW. IF YA6\_2=2 THEN GO TO YA8.

SAS Variable: YA6\_2, RECORDING

**Question ID: YA7**

I am sorry that you don't wish to participate in the study but thank you for your time.

- |   |          |           |
|---|----------|-----------|
| 1 | CONTINUE | GO TO IMS |
|---|----------|-----------|

ASK Specification: IF YA6=2.

GO TO: END YOUTH ASSENT TASK AND RETURN TO IMS.

SAS Variable: YA7

**Question ID: YA8**

That's fine. The interview will not be recorded.

- |   |          |                       |
|---|----------|-----------------------|
| 1 | CONTINUE | GO TO YOUTH INTERVIEW |
|---|----------|-----------------------|

ASK Specification: IF YA6\_2=2.

SAS Variable: YA8

# Parental Permission

Generated: 18-Feb-2019

**Box ID: CPC\_BOX1**

IF CURRENT RESPONDENT IS FLAGGED AS A PARENT TO ANY CHILDREN BETWEEN THE AGES OF 12 AND 17 IN THE HH AND PARENTAL PERMISSION IS STILL NEEDED FOR YOUTHS, CONTINUE TO CPC1. OTHERWISE, GO TO CPC\_BOX6. (I.E. IF ADULT LISTED AS PARENT IN HHPARENTWHO FOR ANY CHILDREN WHO ARE  $12 \leq \text{TAGE} \leq 17$  AND THE VARIABLE CONSENTP IS 0 FOR AT LEAST ONE OF THESE CHILDREN THEN GO TO CPC1. OTHERWISE GO TO CPC\_BOX6.)

**Question ID: CPC1**

IS THIS A PHONE INTERVIEW OR IN PERSON?

- 1 PHONE
- 2 IN PERSON

ASK Description: All Respondents.

PROGRAM: IF CPC1=1 THEN CONSENTMODE=1 'PHONE'. IF CPC1=2 THEN CONSENTMODE=2 'IN PERSON'.

SAS Variable: CPC1, CONSENTMODE



Parental Permission

**Question ID: CPC1\_2**

I have you listed as the parent or guardian for the following children. Please let me know if this is correct.

INTERVIEWER: STATE THE NAME, AND AGE/GENDER IF NEEDED, OF EACH CHILD IN THE TABLE BELOW.

WHICH CHILD IS THE RESPONDENT A PARENT OR GUARDIAN OF? (MARK ALL THAT APPLY)

LINE	FIRST NAME	LAST NAME	AGE	GENDER
1	George	Smith	17	M
2	Brian	Smith	15	M
3	Emily	Smith	13	F

1 GEORGE SMITH, 17, M

2 BRIAN SMITH, 15, M

3 EMILY SMITH, 13, F

99 R IS THE PARENT/GUARDIAN OF ALL CHILDREN LISTED

ASK Description: All Respondents.

PROGRAM: ALLOW INTERVIEWER TO SELECT MULTIPLE YOUTH RESPONDENTS. HOWEVER, RESPONSE OPTION '99' CAN'T BE SELECTED WITH ANY OTHER RESPONSE.

SET VARIABLE 'NUMCHILDREN' EQUAL TO THE NUMBER OF CHILDREN THE ADULT IDENTIFIES THAT THEY ARE THE PARENT/GUARDIAN OF IN CPC1\_2.

DISPLAY: DISPLAY A TABLE THAT CONTAINS YOUTH HH MEMBERS FIRST/LAST NAME, AGE, AND GENDER.

ONLY DISPLAY YOUTH HH MEMBERS WHO ARE LISTED AS THE CHILD OF THE CURRENT ADULT (HHPARENTWHO) AND WHO ARE STILL MISSING PARENTAL PERMISSION TO PARTICIPATE (CONSENTP=0).

LIST YOUTH HOUSEHOLD MEMBERS IN DESCENDING AGE ORDER (IF AGE IS THE SAME THEN PUT IN ALPHABETICAL ORDER.

LINE - ASSIGN A NUMBER TO EACH RESPONDENT IN THE TABLE.

FIRST NAME - FILL YOUTHS NAME USING HHROSTER\_FNAME.

LAST NAME - FILL YOUTHS NAME USING HHROSTER\_LNAME.

AGE - FILL YOUTHS AGE USING TAGE.

GENDER - FILL YOUTHS GENDER USING SEX.

GO TO: GO TO CPC2.

SAS Variable: CPC1\_2, NUMCHILDREN

Tags: Choose-all-that-apply Item

Parental Permission

**Question ID: CPC2**

We would like your {child/children} to be a part of this study. As a reminder, this is a study of everyone ages 12 and older living in households in the U.S. What we learn from your {child/children} and others in the study may help your community and millions of Americans to be safer and may help local police do a better job in communities like yours.

{HAND A COPY OF THE PARENTAL PERMISSION FORM TO THE PARENT FOR REFERENCE.}

{A copy of a form that explains more about the survey was left at your home. Can you find it?}

{IF R CAN'T FIND FORM: I will go over what the form says with you now, but I can also a mail a copy to you for reference. Would you like me to mail a copy to you?}

- 1 {CONTINUE}
- 2 {MAIL A COPY OF PARENTAL PERMISSION FORM}
- 3 {DON'T MAIL A COPY OF PARENTAL PERMISSION FORM}

ASK Description: All Respondents.

PROGRAM: IF CPC2=2 THEN MAILPP=1 'MAIL COPY OF PARENTAL PERMISSION FORM'. IF CPC2=3 THEN MAILPP=0 'DON'T MAIL COPY OF PARENTAL PERMISSION FORM'.

DISPLAY: IF NUMCHILDREN>1 THEN DISPLAY "CHILDREN". OTHERWISE, DISPLAY "CHILD". IF CONSENTMODE=2 THEN DISPLAY 'HAND A COPY OF ...' IF CONSENTMODE=1 THEN DISPLAY "A COPY OF A FORM..." AND "IF R CAN'T FIND FORM..."

IF CONSENTMODE=1 THEN DISPLAY RESPONSE OPTION 2 AND 3 ONLY. IF CONSENTMODE=2 THEN DISPLAY RESPONSE OPTION 1 ONLY.

SAS Variable: CPC2, MAILPP

Parental Permission

**Question ID: CPC3**

I'd like to review this form with you. It explains what we'd like you to do and what information we will collect. It also explains what we will do to protect your {child's/children's} privacy.

Your {child/children} will be asked many of the same questions that adults are being asked. {We will begin by asking your {child's/children's} opinions about things such as community safety or the local police. Then we will ask whether your child has been a victim of crime in the last 12 months./We will ask your {child/children} questions about whether he/she has been a victim of different types of crimes during the past 12 months.} If your {child was/children were} a victim, we will ask details about the experience.

The survey takes between 20 and 40 minutes to complete, depending on your {child's/children's} experiences.

1 CONTINUE

ASK Description: All Respondents.

DISPLAY: IF NUMCHILDREN>1 THEN DISPLAY "CHILDREN'S", "CHILDREN", "CHILDREN WERE", AND "CHILDREN'S". OTHERWISE DISPLAY "CHILD'S", "CHILD", "CHILD WAS", AND "CHILD'S".

IF CONDITION=2 THEN DISPLAY "WE WILL BEGIN BY ASKING..." IF CONDITION=1 THEN DISPLAY "WE WILL ASK..."

SAS Variable: CPC3

**Question ID: CPC4**

We are asking for your permission to allow us to ask your {child/children} to participate. If you agree, we will ask your {child/children} if he/she would like to participate in the survey. He/she can say no.

The survey is voluntary. It is entirely up to you whether we ask your {child/children} to participate, and then it is up to your {child/children} – your {child does not/children do not} have to do this and he/she can stop answering questions at any point.

There are no direct benefits for you or your {child/children} by participating in the study, but information from the study may benefit your community and the Nation by improving programs that focus on community safety or policing.

Children who have experienced a recent victimization may find some questions upsetting. If your {child does/children do} become upset during the interview, the interviewer will offer to take a break, or stop the interview and get you. Interviewers are all trained to identify signs of distress and will have links and toll-free phone numbers to connect to counselor services if needed.

1 CONTINUE

ASK Description: All Respondents.

DISPLAY: IF NUMCHILDREN>1 THEN DISPLAY "CHILDREN", "CHILDREN DO NOT", AND "CHILDREN DO". OTHERWISE DISPLAY "CHILD", "CHILD DOES NOT", AND "CHILD DOES".

SAS Variable: CPC4

Parental Permission

**Question ID: CPC5**

Your {child's/children's} name will not be associated with his/her answers, and the information your {child/children} provides will not be shared with you, anyone in your {child's/children's} school or the authorities.

We would like your permission to audio record your {child's/children's} interview. The recording will only be accessible to the research team. We may use answers from your {child/children} and other children participating for research reports, but we do not include names in our reports.

You can ask me any questions about this study or you can also call Westat's toll-free number. {Please take a moment to review the form. If you have any questions, please let me know./Do you have any questions?}

1 CONTINUE

ASK Description: All Respondents.

DISPLAY: IF CONSENTMODE=2 THEN DISPLAY "PLEASE TAKE A MOMENT..." IF  
CONSENTMODE=1 THEN DISPLAY "DO YOU HAVE ANY QUESTIONS?"

IF NUMCHILDREN>1 THEN DISPLAY "CHILDREN'S" AND "CHILDREN". OTHERWISE, DISPLAY  
"CHILD" AND "CHILD'S".

SAS Variable: CPC5

**Box ID: CPC\_BOX2**

START LOOPING INSTRUCTIONS - COMPLETE QUESTIONS CPC6-CPC12 FOR EACH YOUTH HH  
WHO WAS SELECTED AT CPC1\_2.

Parental Permission

**Question ID: CPC6**

{POINT TO BOTTOM OF PAGE 2 OF THE FORM}

{Do we have your permission to ask {YOUTHFULLNAME} to participate in the interview?/How about {YOUTHFULLNAME}? Do we have your permission to ask {him/her} to participate in the interview?}

{GIVE THE ADULT A COPY OF THE PARENTAL PERMISSION FORM}

{Please keep a copy of this form for your reference.}

1 YES

GO TO CPC7

2 NO

GO TO CPC\_BOX3

ASK Description: All Respondents.

PROGRAM: INITIALLY SET CONSENTP VARIABLE EQUAL TO 0 FOR ALL YOUTHS. IF CPC6=1 THEN CONSENTP=1 'YES, CONSENT GIVEN'. IF CPC6=2 THEN CONSENTP=2 'NO, CONSENT NOT GIVEN'. RECORD THE PARENTAL PERMISSION STATUS IN THE IMS FOR CURRENT YOUTH.

DISPLAY: DISPLAY THE YOUTHS FIRST AND LAST NAME FOR YOUTHFULLNAME USING HHROSTER\_FNAME AND HHROSTER\_LNAME.

IF CONSENTMODE=2 THEN DISPLAY THE FOLLOWING STATEMENTS:

'POINT TO BOTTOM OF PAGE 2 OF THE FORM'

'GIVE THE ADULT A COPY OF THE PARENTAL PERMISSION FORM'

'Please keep a copy of this form for your reference.'

IF THIS IS THE FIRST INSTANCE OF THIS SCREEN THAT IS SHOWN TO THE ADULT RESPONDENT, DISPLAY 'DO WE HAVE YOUR...' OTHERWISE, DISPLAY 'HOW ABOUT...' FOR THIS STATEMENT DISPLAY 'HER' IF THE YOUTH IS FEMALE (SEX=2). DISPLAY "HIM" IF THE YOUTH IS MALE (SEX=1).

SAS Variable: CPC6, CONSENTP.

**Question ID: CPC7**

{POINT TO BOTTOM OF PAGE 2 OF THE FORM}

Do we have your permission to record {his/her} interview for quality control purposes?

1 YES

GO TO CPC\_BOX3

2 NO

GO TO CPC\_BOX3

ASK Specification: IF CPC6=1.

PROGRAM: INITIALLY SET CONSENTPR VARIABLE EQUAL TO 0 FOR ALL YOUTHS. IF CPC7=1 THEN CONSENTPR=1 'YES, CONSENT TO RECORDING'. IF CPC7=2 THEN CONSENTPR=2 'NO, DIDN'T CONSENT TO RECORDING'. RECORD THE PARENTAL PERMISSION STATUS IN THE IMS FOR CURRENT YOUTH.

DISPLAY: IF THE YOUTH IS FEMALE (SEX=2) THEN DISPLAY "HER". IF THE YOUTH IS MALE (SEX=1) THEN DISPLAY "HIS".

SAS Variable: CPC7, CONSENTPR

Parental Permission

**Box ID: CPC\_BOX3**

CREATE A VARIABLE CALLED WHOGAVECONSENT USING CPC6. IF CONSENTP=1 OR 2 THEN LIST THIS ADULT AS PARENT WHO PROVIDED CONSENT (THIS ADULT WILL BE TIED TO YOUTH AS THE ONLY PARENT WHO CAN GIVE/EDIT CONSENT).

IF CPC6=2 THEN GO TO CPC8. IF CPC7=2 THEN GO TO CPC9. OTHERWISE GO TO CPC\_BOX4.

**Question ID: CPC8**

I'm sorry that you don't wish to give permission for {YOUTHFULLNAME} to participate in the study.

1 CONTINUE

GO TO CPC\_BOX5

ASK Specification: IF CPC6=2.

DISPLAY: DISPLAY THE YOUTHS FIRST AND LAST NAME FOR YOUTHFULLNAME USING HHROSTER\_FNAME AND HHROSTER\_LNAME.

SAS Variable: CPC8

**Question ID: CPC9**

That's fine. {YOUTHFULLNAME} interview will not be recorded.

1 CONTINUE

GO TO CPC\_BOX4

ASK Specification: If CPC7=2.

DISPLAY: DISPLAY THE YOUTHS FIRST AND LAST NAME FOR YOUTHFULLNAME USING HHROSTER\_FNAME AND HHROSTER\_LNAME.

SAS Variable: CPC9

**Box ID: CPC\_BOX4**

GO TO CPC10.

Parental Permission

**Question ID: CPC10**

Now, I'd like to take a brief moment and collect some contact information for {YOUTHFULLNAME}.

What is the best cell phone number to reach {YOUTHFULLNAME}?

- |    |                                 |                  |
|----|---------------------------------|------------------|
| 1  | [ _ _ _ ]-[ _ _ _ ]-[ _ _ _ _ ] | GO TO CPC10_2    |
| -9 | YOUTH DOESN'T HAVE A CELL PHONE | GO TO CPC_BOX4_2 |
| -8 | DON'T KNOW                      | GO TO CPC_BOX4_2 |
| -7 | REFUSED                         | GO TO CPC_BOX4_2 |

ASK Specification: IF CPC6=1.

DISPLAY: DISPLAY THE YOUTHS FIRST AND LAST NAME FOR YOUTHFULLNAME USING HHROSTER\_FNAME AND HHROSTER\_LNAME.

SAS Variable: CPC10

**Question ID: CPC10\_2**

Just to confirm, is this a cell phone number?

{IF NEEDED: It is important that we know what kind of phone number this is. We use cell phone numbers to send a text to complete the survey.}

- |    |            |                  |
|----|------------|------------------|
| 1  | YES        | GO TO CPC10_3    |
| 2  | NO         | GO TO CPC10_4    |
| -8 | DON'T KNOW | GO TO CPC_BOX4_2 |
| -7 | REFUSED    | GO TO CPC_BOX4_2 |

ASK Specification: IF CPC6=1 AND PHONE NUMBER PROVIDED AT CPC10.

DISPLAY: IF CONDITION=3 THEN DISPLAY "IF NEEDED..."

SAS Variable: CPC10\_2

**Question ID: CPC10\_3**

Is {YOUTHFULLNAME} the primary user of this cell phone?

- |    |            |               |
|----|------------|---------------|
| 1  | YES        | GO TO CPC10_5 |
| 2  | NO         | GO TO CPC10_5 |
| -8 | DON'T KNOW | GO TO CPC10_5 |
| -7 | REFUSED    | GO TO CPC10_5 |

ASK Specification: IF CPC6=1 AND CPC10\_2=1.

SAS Variable: CPC10\_3

Parental Permission

**Question ID: CPC10\_4**

Can you provide a cell phone number for {YOUTHFULLNAME}?

- |   |     |                  |
|---|-----|------------------|
| 1 | YES | GO TO CPC10      |
| 2 | NO  | GO TO CPC_BOX4_2 |

ASK Specification: IF CPC6=1 AND CPC10\_2=2.

DISPLAY: DISPLAY THE YOUTHS FIRST AND LAST NAME FOR YOUTHFULLNAME USING HHROSTER\_FNAME AND HHROSTER\_LNAME.

GO TO: IF CPC10\_4=2 THEN GO TO CPC\_BOX4\_2. IF CPC10\_4=1 THEN GO BACK TO CPC10 TO COLLECT A CELL PHONE NUMBER FOR YOUTH.

SAS Variable: CPC10\_4

**Question ID: CPC10\_5**

Can we use this cell phone number to text {YOUTHFULLNAME} about setting up a time to do an interview?

- |   |     |                  |
|---|-----|------------------|
| 1 | YES | GO TO CPC_BOX4_2 |
| 2 | NO  | GO TO CPC_BOX4_2 |

ASK Specification: IF CPC6=1 AND CPC10\_2=1.

DISPLAY: DISPLAY THE YOUTHS FIRST AND LAST NAME FOR YOUTHFULLNAME USING HHROSTER\_FNAME AND HHROSTER\_LNAME.

GO TO: IF CPC10\_5=1 THEN SET TEXTPERMIS=1, ELSE TEXTPERMIS=2.

SAS Variable: CPC10\_5

Box ID: CPC\_BOX4\_2

IF CONDITION=3 THEN GO TO CPC11. OTHERWISE GO TO CPC\_BOX5.



Parental Permission

**Question ID: CPC11**

Can you please give me the best email address to contact {YOUTHFULLNAME}?

VERIFY ALL SPELLING AND PUNCTUATION.

- 1 [ENTER EMAIL]
- 9 YOUTH DOESN'T HAVE AN EMAIL
- 8 DON'T KNOW
- 7 REFUSED

ASK Specification: IF CONDITION=3 AND CPC6=1.

DISPLAY: DISPLAY THE YOUTHS FIRST AND LAST NAME FOR YOUTHFULLNAME USING HHROSTER\_FNAME AND HHROSTER\_LNAME.

SAS Variable: CPC11

Tags: Condition 3

**Box ID: CPC\_BOX4\_2**

IF EITHER A PHONE NUMBER IS PROVIDED AT CPC10 OR AN EMAIL ADDRESS IS PROVIDED AT CPC11 THEN GO TO CPC12. OTHERWISE GO TO CPC\_BOX4\_3.

**Question ID: CPC12**

What is the best way to contact {YOUTHFULLNAME}?

- 1 {Text}
- 2 {Email}
- 3 (Postal) Mail

ASK Specification: IF CONDITION=3 AND CPC6=1 AND EITHER A PHONE NUMBER IS PROVIDED AT CPC10 OR AN EMAIL ADDRESS IS PROVIDED AT CPC11.

PROGRAM: IF CPC12=1 THEN BESTCONTACT=1 'TEXT'. IF CPC12=2 THEN BESTCONTACT=2 'EMAIL'. IF CPC12=3 THEN BESTCONTACT=3 'POSTAL MAIL'.

DISPLAY: DISPLAY THE YOUTHS FIRST AND LAST NAME FOR YOUTHFULLNAME USING HHROSTER\_FNAME AND HHROSTER\_LNAME.

IF CPC10\_2=1 THEN DISPLAY "TEXT". IF AN EMAIL ADDRESS IS PROVIDED AT CPC11 THEN DISPLAY "EMAIL".

SAS Variable: CPC12, BESTCONTACT

Tags: Condition 3

**Box ID: CPC\_BOX4\_3**

IF CPC10=-7/-8/-9 AND CPC11=-7/-8/-9 THEN SET THE VARIABLE BESTCONTACT=3 'POSTAL MAIL'. CONTINUE TO CPC\_BOX5.

Parental Permission

**Box ID: CPC\_BOX5**

END LOOPING INSTRUCTIONS - IF THERE ARE MORE YOUTHS WHO WERE SELECTED FROM CPC1\_2 AND PARENTAL PERMISSION HAS NOT BEEN COLLECTED YET (WHOGAVECONSENT IS EMPTY/BLANK), THEN RETURN TO CPC\_BOX2. OTHERWISE, GO TO CPC\_BOX6.

**Box ID: CPC\_BOX6**

START ADULT INTERVIEW.

[BJS letterhead]

---

Dear [TOWN NAME] Resident,

I am writing to ask you to be part of an important national study sponsored by the Bureau of Justice Statistics, part of the U.S. Department of Justice.

Your address has been scientifically selected for the National Survey of Crime and Safety. Your address cannot be replaced. To make sure the results are statistically valid, only people at the selected addresses can take part in the survey. Your responses will represent thousands of households like yours.

The information you provide will give us a better understanding of people's experiences with crime and attitudes about neighborhood safety in the country. Even if you have not experienced a crime, your participation is important to help us understand these issues.

We have hired Westat, an independent research company, to conduct the NSCS. In the next week or two, a Westat interviewer (with a Westat ID) will come to your home to ask you and others to complete an interview. A couple months later, we will invite all household members age 12 and older to take another survey online. {Those completing the online survey will receive a \$20 Visa gift card.}

The information you provide will be used for statistical purposes only and may not be disclosed, or used, in identifiable form for any other purpose as required by law (Title 34, U.S. Code, Section 10134). Your responses will be combined with those of others to produce statistical summaries about crime and safety that communities can use to help improve the effectiveness of law enforcement, help schools measure school victimization and help employers understand more about violence in the workplace.

Answers to frequently asked questions are included on the back of this letter. The Bureau of Justice Statistics (BJS) is authorized to conduct this survey under Title 34, U.S. Code, Section 10132. If you would like further information or to set an appointment for an interview, you can contact NSCS Survey Support at 1-855-849-6119. You can also visit the BJS website at [www.bjs.gov/content/nscs.cfm](http://www.bjs.gov/content/nscs.cfm) or email any questions or concerns to [NSCS@westat.com](mailto:NSCS@westat.com).

Crime and safety affect all Americans. Thank you for your generous cooperation. The Bureau of Justice Statistics appreciates your help in this very important survey.

Sincerely,

Jeffrey H. Anderson  
Director  
Bureau of Justice Statistics  
U.S. Department of Justice

## Frequently Asked Questions

### **What is the National Survey of Crime and Safety (NSCS)?**

The NSCS asks about people's experiences with crime in the last 12 months, regardless of whether these experiences were reported to the police. It also asks people's opinions about neighborhood safety and the local police. The survey is asked of adults and youth ages 12 and older in selected U.S. households.

### **Why should I participate?**

This survey will provide a better picture of crime and safety in communities such as yours, and improve the government's understanding of these issues in your area and across the country.

### **How was I selected for this survey?**

Your address, not you personally, was selected for this study. Because this is a scientific study, your answers represent not only you and your household, but also thousands of households like yours.

### **How will my information be protected?**

BJs, its employees, and its data collection agents (Westat) will only use the information provided for statistical or research purposes pursuant to 34 U.S.C. § 10134, and will not disclose respondent information in identifiable form to anyone outside of the BJS project team without your consent. All personally identifiable information collected under BJS's authority is protected under the confidentiality provisions of 34 U.S.C. § 10231. Any person who violates these provisions may be punished by a fine up to \$10,000, in addition to any other penalties imposed by law. Further, per the Cybersecurity Enhancement Act of 2015 (6 U.S.C. § 151), federal information systems are protected from malicious activities through cybersecurity screening of transmitted data.

### **How long will the survey take?**

It will take about five minutes to first gather information about your household. A couple months later we will invite each adult and youth age 12 and older to take another survey online that takes between 20 to 40 minutes, depending on each person's answers. {Those completing the online survey will receive a \$20 Visa gift card.}

### **Do I have to participate?**

You do not have to participate and if you do participate, you can skip any question you do not want to answer. But we do hope you choose to participate - Your household's cooperation is important to ensure we capture an accurate picture of crime and safety in the United States.

### **Why is this information being collected by Westat and not the Department of Justice?**

Westat has been contracted by the Department of Justice to conduct this survey. Westat is a well-known independent research firm located in Rockville, Maryland.

### **Who can I call with questions?**

If you would like further information about the survey, you can contact NSCS Support at Westat at 1-855-384-2853 or send an email to [NSCSHelp@westat.com](mailto:NSCSHelp@westat.com). You can also visit the BJS website at [www.bjs.gov/content/nscs.cfm](http://www.bjs.gov/content/nscs.cfm). If you have questions about your rights and welfare as a research participant, please call the Westat Human Subjects Protections office at 1-888-920-7631. Please leave a message with your first name, the name of the research study that you are calling about (National Survey of Crime and Safety), and a phone number beginning with the area code. A Westat IRB representative will return your call as soon as possible.

[BJS letterhead]

Dear [TOWN NAME] Resident,



**Why did I receive this letter?**

Your address has been scientifically selected to take part in the **2019-2020 National Survey of Crime and Safety (NSCS)**.

**Your address cannot be replaced.** To make sure the results are statistically valid, only people at the selected addresses can take part in the survey.



**What is the NSCS?**

The NSCS asks about people's experiences with crime in the last 12 months, regardless of whether these experiences were reported to the police. It also asks for people's opinions about neighborhood safety and the local police. For more details, please see [www.bjs.gov/content/nscs.cfm](http://www.bjs.gov/content/nscs.cfm).



**Who developed the NSCS?**

The NSCS was developed by the Bureau of Justice Statistics (BJS), a part of the U.S. Department of Justice, with assistance from Westat, a social science research company.



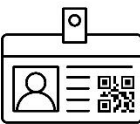
**What do I do now?**

You can call 1-855-849-6119 or send an email to [NSCS@westat.com](mailto:NSCS@westat.com) to schedule an appointment at a time that is convenient for you. For most people, this interview will take between 5 and 10 minutes.



**Why should I participate?**

- **Help your community.** Communities can use these data to help improve the effectiveness of local law enforcement.
- **Help schools.** The Department of Education can use these data to understand school victimization.
- **Help employers.** The Department of Health and Human Services can use these data to understand violence in the workplace.



**What should I expect?**

1. A Westat Interviewer (with a Westat ID) will come to your home.
2. He/She will ask a few questions about the people who live at this address.
3. About 2 months later, all household members age 12 and older will be asked to take an online survey. {Those completing that survey will receive a \$20 Visa gift card.}



**Confidential and Private**

**Your confidentiality is ensured by law.** The information you provide will be used for statistical purposes only and may not be disclosed, or used, in identifiable form for any other purpose as required by law (Title 34, U.S. Code, Section 10231).

**Thank you for participating in this important research study.**

Sincerely,

Jeffrey H. Anderson  
Director  
Bureau of Justice Statistics  
U.S. Department of Justice

## **Frequently Asked Questions**

### **What is the National Survey of Crime and Safety (NSCS)?**

The NSCS asks about people's experiences with crime in the last 12 months, regardless of whether these experiences were reported to the police. It also asks people's opinions about neighborhood safety and the local police. The survey is asked of adults and youth ages 12 and older in selected U.S. households.

### **Why should I participate?**

This survey will provide a better picture of crime and safety in communities such as yours, and improve the government's understanding of these issues in your area and across the country.

### **How was I selected for this survey?**

Your address, not you personally, was selected for this study. Because this is a scientific study, your answers represent not only you and your household, but also hundreds of households like yours.

### **How will my information be protected?**

BJS, its employees, and its data collection agents (Westat) will only use the information provided for statistical or research purposes pursuant to 34 U.S.C. § 10134, and will not disclose respondent information in identifiable form to anyone outside of the BJS project team without your consent. All personally identifiable information collected under BJS's authority is protected under the confidentiality provisions of 34 U.S.C. § 10231. Any person who violates these provisions may be punished by a fine up to \$10,000, in addition to any other penalties imposed by law. Further, per the Cybersecurity Enhancement Act of 2015 (6 U.S.C. § 151), federal information systems are protected from malicious activities through cybersecurity screening of transmitted data.

### **How long will the survey take?**

It will take about five minutes to first gather information about your household. A couple months later we will invite each adult and youth age 12 and older to take another survey online that takes between 20 to 40 minutes, depending on each person's answers. {Those completing the online survey will receive a \$20 Visa gift card.}

### **Do I have to participate?**

You do not have to participate and if you do participate, you can skip any question you do not want to answer. But we do hope you choose to participate - Your household's cooperation is important to ensure we capture an accurate picture of crime and safety in the United States.

### **Why is this information being collected by Westat and not the Department of Justice?**

Westat has been contracted by the Department of Justice to conduct this survey. Westat is a well-known independent research firm located in Rockville, Maryland.

### **Who can I call with questions?**

If you would like further information about the survey, you can contact NSCS Support at Westat at 1-855-384-2853 or send an email to [NSCSHelp@westat.com](mailto:NSCSHelp@westat.com). You can also visit the BJS website at [www.bjs.gov/xxx](http://www.bjs.gov/xxx). If you have questions about your rights and welfare as a research participant, please call the Westat Human Subjects Protections office at 1-888-920-7631. Please leave a message with your first name, the name of the research study that you are

calling about (National Survey of Crime and Safety), and a phone number beginning with the area code. A Westat IRB representative will return your call as soon as possible.

[BJS letterhead]

---

Dear [first name],

I am writing to ask you to be part of an important national study sponsored by the Bureau of Justice Statistics, part of the U.S. Department of Justice. An interviewer came to your home about 2 months ago for the **National Survey of Crime and Safety (NSCS)**. {Your parent or guardian gave us permission to ask you to participate in the survey./You were listed as a household member, so we are now asking you to participate in this survey.} {After you complete the survey, you will receive a **\$20 gift card.**}

**To participate in the survey, go to *url*.**

**Your personal access code is: XXXXXXX.**

If you have technical difficulties, you may call the NSCS Support team at 1 855-849-6119 or email to [NSCS@westat.com](mailto:NSCS@westat.com). Your participation is important because your responses will represent thousands of other people like you.

The information you provide will give us a better understanding of people's experiences with crime and attitudes about neighborhood safety in the country. Even if you have not experienced a crime, your participation is important to help us understand these issues.

The information you provide will be used for statistical purposes only and may not be disclosed, or used, in identifiable form for any other purpose, as required by law (Title 34 U.S.C. § 10134). Your responses will be combined with those of others to produce statistical summaries about crime and safety.

You will find answers to frequently asked questions on the back of this letter. Title 34, U.S. Code, Section 10132 of the Justice Systems Improvement Act of 1979 authorizes the Bureau of Justice Statistics to conduct this survey. If you would like further information, you can contact NSCS Survey Support at 1-855-849-6119 You can also visit the BJS website at [www.bjs.gov/content/nscs.cfm](http://www.bjs.gov/content/nscs.cfm).

Crime and safety affect all Americans. Thank you for your generous cooperation. The Bureau of Justice Statistics appreciates your help in this very important survey.

Sincerely,

Jeffrey Anderson  
Director  
Bureau of Justice Statistics  
U.S. Department of Justice



## **Frequently Asked Questions**

### **What is the National Survey of Crime and Safety (NSCS)?**

The NSCS asks about people's experiences with crime in the last 12 months, regardless of whether these experiences were reported to the police. It also asks people's opinions about neighborhood safety and the local police. The survey is asked of adults and youth ages 12 and older in selected U.S. households.

### **Why should I participate?**

We visited your home a few weeks ago and a member of this household listed you as living at this address. We are asking all members of your household age 12 and older to complete this survey. It will provide a picture of crime and safety in communities such as yours, and improve the government's understanding of these issues in your area and across the country.

### **How was I selected for this survey?**

Your address, not you personally, was selected for this study. All members of your household age 12 and older are being asked to complete this survey. Because this is a scientific study, your answers represent not only you and your household, but also thousands of households like yours.

### **How will my information be protected?**

BJS, its employees, and its data collection agents (Westat) will only use the information provided for statistical or research purposes pursuant to 34 U.S.C. § 10134, and will not disclose respondent information in identifiable form to anyone outside of the BJS project team without your consent. All personally identifiable information collected under BJS's authority is protected under the confidentiality provisions of 34 U.S.C. § 10231. Any person who violates these provisions may be punished by a fine up to \$10,000, in addition to any other penalties imposed by law. Further, per the Cybersecurity Enhancement Act of 2015 (6 U.S.C. § 151), federal information systems are protected from malicious activities through cybersecurity screening of transmitted data.

### **How long will the survey take?**

The online survey should take between 20 to 40 minutes, depending on your experiences.

### **Do I have to participate?**

You do not have to participate, and if you do participate you can skip any question you do not want to answer. But we do hope you choose to participate - your cooperation is important to ensure we capture an accurate picture of crime and safety in the United States.

### **What if I do not have access to the Internet?**

If you do not have access to the Internet, a Westat employee can visit your home with a laptop so that you can complete the survey. You can contact NSCS Support at Westat at 1-855-849-6119 or send an email to [NSCS@westat.com](mailto:NSCS@westat.com) to request a home visit.

### **Can I complete a paper survey instead?**

A paper version of the survey is not available. The computer version can tailor the questions based on your answers, making it easier to respond.

**What if I lost my survey id or password?**

If you lost your survey id or password, please contact NSCS Support at Westat at 1-855-849-6119 or send an email to [NSCS@westat.com](mailto:NSCS@westat.com).

**{What if I lost my Activation Code for the debit card?}**

{If you lost the activation code for your debit card, please contact NSCS Support at Westat at 1-855-849-6119 or send an email to [NSCS@westat.com](mailto:NSCS@westat.com).}

**Why is this information being collected by Westat and not the Department of Justice?**

Westat has been contracted by the Department of Justice to conduct this survey. Westat is a well-known independent research firm located in Rockville, Maryland.

**Who can I call with questions?**

If you would like further information about the survey, you can contact NSCS Support at Westat at 1-855-849-6119 or send an email to [NSCS@westat.com](mailto:NSCS@westat.com). You can also visit the BJS website at [www.bjs.gov/content/nscs.cfm](http://www.bjs.gov/content/nscs.cfm). If you have questions about your rights and welfare as a research participant, please call the Westat Human Subjects Protections office at 1-888-920-7631. Please leave a message with your first name, the name of the research study that you are calling about (National Survey of Crime and Safety), and a phone number beginning with the area code. A Westat representative will return your call as soon as possible.

[BJS letterhead]

Dear [First name],



**Why did I receive this letter?**

An interviewer came to your address about 2 months ago for the **National Survey of Crime and Safety (NSCS)**. {Your parent or guardian gave us permission to ask you to participate in the survey.} {You were listed as a household member, so we are now asking you to participate in this survey.} {After you complete the survey, you can enter your access code to receive \$20 on the enclosed Visa debit card.}

**You cannot be replaced by someone else.** To make sure the results are statistically valid, only you are able to use the access code below.



**What do I do now?**

**To participate in the survey, go to [url](#).  
Your personal access code is: XXXXXXXX**

*Technical Difficulties? Call the NSCS Support team at Westat at 1 855-849-6119 or send an email to [NSCS@westat.com](mailto:NSCS@westat.com)*



**What is the NSCS?**

The NSCS asks about people's experiences with crime in the last 12 months. {It also asks for people's opinions about neighborhood safety and the local police.} For more details, please see [www.bjs.gov/content/nscs.cfm](http://www.bjs.gov/content/nscs.cfm).



**Why should I participate?**

- **Help your community.** Communities can use these data to help improve the effectiveness of local law enforcement.
- **Help schools.** The Department of Education can use these data to understand and help prevent school victimization.
- **Help employers.** The Department of Health and Human Services can better understand violence in the workplace.



**What should I expect?**

1. If you complete the survey, {you can use your access code to add \$20 to the enclosed Visa debit card and} we will not contact you again.
2. If you do not complete the survey, we will send a reminder and re-send the link, or an interviewer may visit your home.
3. If you do not have a way to complete the survey, an interviewer will visit with a computer you can use.

Sincerely,

Jeffrey H. Anderson  
Director  
Bureau of Justice Statistics  
U.S. Department of Justice

## Frequently Asked Questions

### **What is the National Survey of Crime and Safety (NSCS)?**

The NSCS asks about people's experiences with crime in the last 12 months, regardless of whether these experiences were reported to the police. It also asks people's opinions about neighborhood safety and the local police. The survey is asked of adults and youth ages 12 and older in selected U.S. households.

### **Why should I participate?**

We visited your home a few weeks ago and a member of this household listed you as living at this address. We are asking all members of your household age 12 and older to complete this survey. It will provide a picture of crime and safety in communities such as yours, and improve the government's understanding of these issues in your area and across the country.

### **How was I selected for this survey?**

Your address, not you personally, was selected for this study. All members of your household age 12 and older are being asked to complete this survey. Because this is a scientific study, your answers represent not only you and your household, but also thousands of households like yours.

### **How will my information be protected?**

BJS, its employees, and its data collection agents (Westat) will only use the information provided for statistical or research purposes pursuant to 34 U.S.C. § 10134, and will not disclose respondent information in identifiable form to anyone outside of the BJS project team without your consent. All personally identifiable information collected under BJS's authority is protected under the confidentiality provisions of 34 U.S.C. § 10231. Any person who violates these provisions may be punished by a fine up to \$10,000, in addition to any other penalties imposed by law. Further, per the Cybersecurity Enhancement Act of 2015 (6 U.S.C. § 151), federal information systems are protected from malicious activities through cybersecurity screening of transmitted data.

### **How long will the survey take?**

The online survey should take between 20 to 40 minutes, depending on your experiences.

### **Do I have to participate?**

You do not have to participate, and if you do participate you can skip any question you do not want to answer. But we do hope you choose to participate - your cooperation is important to ensure we capture an accurate picture of crime and safety in the United States.

### **What if I do not have access to the Internet?**

If you do not have access to the Internet, a Westat employee can visit your home with a laptop so that you can complete the survey. You can contact NSCS Support at Westat at 1-855-849-6119 or send an email to [NSCS@westat.com](mailto:NSCS@westat.com) to request a home visit.

### **Can I complete a paper survey instead?**

A paper version of the survey is not available. The computer version can tailor the questions based on your answers, making it easier to respond.

### **What if I lost my survey id or password?**

If you lost your survey id or password, please contact NSCS Support at Westat at 1-855-849-6119 or send an email to [NSCS@westat.com](mailto:NSCS@westat.com).

**{What if I lost my Activation Code for the debit card?}**

{If you lost the activation code for your debit card, please contact NSCS Support at Westat at 1-855-849-6119 or send an email to [NSCS@westat.com](mailto:NSCS@westat.com).}

**Why is this information being collected by Westat and not the Department of Justice?**

Westat has been contracted by the Department of Justice to conduct this survey. Westat is a well-known independent research firm located in Rockville, Maryland.

**Who can I call with questions?**

If you would like further information about the survey, you can contact NSCS Support at Westat at 1-855-849-6119 or send an email to [NSCS@westat.com](mailto:NSCS@westat.com). You can also visit the BJS website at [www.bjs.gov/content/nscs.cfm](http://www.bjs.gov/content/nscs.cfm). If you have questions about your rights and welfare as a research participant, please call the Westat Human Subjects Protections office at 1-888-920-7631. Please leave a message with your first name, the name of the research study that you are calling about (National Survey of Crime and Safety), and a phone number beginning with the area code. A Westat representative will return your call as soon as possible.

### **Screen 1: Adult Bulleted Consent**

#### **DISPLAY FOR CONDITION 3 ADULT INTERVIEW:**

You are invited to participate in the National Survey of Crime and Safety. This survey is sponsored by the Bureau of Justice Statistics (BJS) at the Department of Justice (DJ). Westat, and independent research firm, is conducting the study. The survey will take about 20-40 minutes and asks questions about being a victim of crimes in the past 12 months. We want to hear from you even if you have not experienced any crimes.

A few things you should know before you get started:

- This survey is voluntary. You do not have to participate and you can stop and end the survey at any time.
- You can skip any question you do not want to answer.
- There are no direct benefits to you for participating in this survey. [IF INCENTIVE CONDITION: However, you will receive a \$20 gift card as a thank you for participating.]
- All of your responses will be kept confidential.

The following screen provides more detailed information about the points covered above.

**GO TO SCREEN 2**

### **Screen 2: Adult Detailed Consent**

#### **DISPAY FOR CONDITION 3 ADULT INTERVIEW:**

##### **Purpose of the study**

The NSCS Study measures victimization in the United States by asking questions of adults and youth all over the country about whether they have been a victim of any crime in the past 12 months. The study seeks to describe victimization in America, including descriptions of which types of people are more likely to be victimized. You don't have to be a victim to take part in the study. We need counts of people who are victims and counts of people who are not victims to have a full understanding of victimization in the United States. The study also includes opinion questions about community safety or the local police.

##### **Your participation**

The survey should take about 20-40 minutes. Your participation is voluntary and you can stop and end the survey at any time. You can skip any question you do not want to answer.

The survey asks questions about different areas of life, including attitudes about your local community and/or local police, personal victimization experiences (if any), health status and disabilities, as well as background questions, such as race and ethnicity.

You are encouraged to take this survey in a private setting so that others cannot see your answers.

##### **Benefits and risks of participation**

## NSCS Field Test: Condition 3 (self-administered web) Consent Screens

There are no direct benefits to you for participating in this study, but information from the study will help give the Bureau of Justice Statistics a better understanding of victimization in this country. The study may also benefit your community and the Nation by improving programs that focus on community safety or policing.

[INCENTIVE CONDITION: You will also receive \$20 for completing this survey]

One possible risk is that some questions may upset you if you experienced a recent victimization. There is also a possible risk that survey answers could be revealed, but we take several steps to protect your privacy and to prevent this from happening.

### **Protection of personal information**

The study has several safeguards in place to protect the identities of all participants, including yours.

- We'll treat all of the information in this study as private. The information will be used only for research purposes.
- We'll label your answers with a code number only, not your name.
- We'll store all personal information in a protected computer file separate from the interview data. We'll keep the key to the code in a password-protected database.
- We'll combine your data with those of other people in the study. In addition, we'll only put information about groups of people in our reports. This means we can't put information about individuals in any report about the NSCS Study.
- We'll destroy all personal information that could identify you, like your name, address, and phone number, after this phase of the study is over.

BJS will protect and maintain the confidentiality of personally identifiable information (PII) to the fullest extent under federal law. BJS, its employees, and its contractors (Westat staff) will only use the information provided for statistical or research purposes pursuant to 34 U.S.C. § 10134. All PII collected under BJS's authority is protected under the confidentiality provisions of 34 U.S.C. § 10231. Any person who violates these provisions may be punished by a fine up to \$10,000, in addition to any other penalties imposed by law. Further, per the Cybersecurity Enhancement Act of 2015 (6 U.S.C. § 151), federal information systems are protected from malicious activities through cybersecurity screening of transmitted data. Since the survey is protected under 34 U.S.C. § 10134 and 10231 even if we learn that you or someone else is harming you or others around you, we are legally not allowed to report this to the police or anyone else. However, you are free to tell anyone about your experiences. At the end of the survey, you will receive a link to a website that has contact information for people who can help.

### **Questions**

If you have any questions about the study, call Westat's toll-free number, 1-855-849-6119, weekdays between 9:00 a.m. and 9:00 p.m. and weekends between 11:00 a.m. and 7:00 p.m. Eastern Time. You can also send an email to Westat at [NSCS@Westat.com](mailto:NSCS@Westat.com).

NSCS Field Test: Condition 3 (self-administered web) Consent Screens

If you have any questions about your rights as a NSCS Study participant, call Westat's Human Subjects Protections office at 1-888-920-7631. Please leave a message with your first name, the name of the research study that you are calling about (National Survey of Crime and Safety), and a phone number beginning with the area code. A Westat IRB representative will return your call as soon as possible.

**Consent request**

Clicking the "next" button below indicates your consent to participate in this interview.

**IF PARENT AND HAS NOT PREVIOUSLY GIVEN PARENTAL PERMISSION, GO TO SCREEN 3**  
**IF NOT PARENT OR HAS ALREADY GIVEN PARENTAL PERMISSION, GO TO START OF SURVEY**

**Screen 3: Parental Permission**

**DISPLAY FOR CONDITON 3 PARENT:**

Before you begin your survey, we would also like your permission to contact your child(ren), [LIST FIRST NAMES OF CHILDEN] to ask them to participate in the National Survey of Crime and Safety. The information provided in the previous screen also applies to them if you choose to allow us to contact them and they choose to participate.

- Your child does not have to participate, even if you give permission. Your child can skip any questions in the survey.
- [INCENTIVE CONDITION: There are no direct benefits to your child for completing the survey. However, your child will receive a \$20 gift card as a thank you for participating.]
- [NON-INCNETIVE CONDITION: There are no direct benefits to your child for completing the survey, but his or her responses combined with the responses from other participants can help provide a more accurate understanding of crime and safety in your community.
- All of your child's responses will be kept confidential.

Do we have your permission to contact:

	Yes	No
First name of child 1		
First name of child 2		
First name of child 3		
...		
First name of child N		

**GO TO START OF SURVEY**



#### **Screen 4: Youth Bulleted Consent**

##### **DISPLAY FOR CONDITION 3 YOUTH**

You are invited to participate in the National Survey of Crime and Safety. A government agency called the Bureau of Justice Statistics (BJS) at the Department of Justice (DOJ) has asked Westat to conduct the NSCS.

The survey will take about 20-40 minutes. The survey asks questions about whether you have experienced any crime in the past 12 months and what you think about community safety or the local police. We want to hear from you even if you have not experienced any crimes.

A few things you should know before you get started:

- Your parent or guardian said it is ok for you to take this survey, but it is voluntary. You do not have to participate in this survey. You can also stop at any time if you don't want to finish the survey.
- You can skip any question you do not want to answer.
- [IF INCENTIVE GROUP: You will receive a \$20 gift card as a thank you for participating but there are no other benefits to participating.]
- [IF NON-INCENTIVE GROUP: We can't give you anything for answering the survey. But when we combine the answers you give with the answers from other children your age around the country, the information may help improve the safety of millions of Americans by proving a better understanding of crime and safety in your community.
- All of your responses will be kept confidential – that means that no one outside of the research team will know your answers. We do not share any of your answers with your parents, your school, or the authorities.

The following screen provides more detailed information about the points covered above.

**GO TO SCREEN 5**

## **Screen 5: Youth Detailed Consent**

### **DISPLAY FOR CONDITION 3 YOUTH**

#### **Purpose of the study**

The NSCS asks questions of adults and youth all over the country about whether they have experienced any crime in the past 12 months and what they think about community safety or the local police. Even if you haven't been the victim of crime, we still want to include you in this study. We need counts of people who are victims and counts of people who are not victims to fully understand crime in the country.

It will take between 20 minutes and 40 minutes, depending on your experiences.

#### **Your participation**

Your parent or guardian has said it is ok for us to ask you to take this survey, but it is voluntary and you don't have to participate. It's up to you if you want to take part. If you do choose to take the survey, you can skip any questions that you don't want to answer and you can stop at any time.

You are encouraged to take this survey in a private so that others cannot see your answers, but that is up to you.

We will not attach your name to any of your answers, and we will not share your answers with anyone outside of our research team. This means we will not tell your parents, your school, the authorities, or anyone else about your answers.

#### **Benefits and risks of participation**

[INCENTIVE CONDITION: You will receive \$20 for participating in this survey. There are no other direct benefits, however when we combine the answers you give with the answers from other children your age around the country, the information may help improve the safety of millions of Americans]

[NON-INCENTIVE CONDITION: We can't give you anything for answering the survey. But when we combine the answers you give with the answers from other children your age around the country, the information may help improve the safety of millions of Americans.]

It is possible that some questions may upset or bother you. Again, you can skip any question you don't want to answer.

#### **Protection of personal information**

The study will protect your information which means we will not share any of your answers with your parents, your school, or the authorities.

- We'll treat all of the information in this study as private. BJS researchers use the survey answers to inform their research about people's experience with crime across the country.
- We'll label your answers with a code number only – we do not use your name anywhere.
- We'll combine your answers with other youth who participate in the study. In addition, we'll only put information about groups of people in our reports. This means we can't put information

## NSCS Field Test: Condition 3 (self-administered web) Consent Screens

about individuals in any report about the NSCS Study.

- We'll destroy all personal information that could identify you, like your name, address, and phone number, after the study is over.

All personally identifiable information (PII) collected under BJS's authority is protected under the confidentiality provisions of 34 U.S.C. § 10231. Any person who violates those rules may be punished by a fine up to \$10,000, in addition to any other penalties imposed by law. Further, per the Cybersecurity Enhancement Act of 2015 (6 U.S.C. § 151), federal information systems are protected from malicious activities through cybersecurity screening of transmitted data.

Since the survey is protected under 34 U.S.C. § 10134 and 10231, even if we learn that you or someone else is harming you, or others around you, we are legally not allowed to report this to the police or anyone else. However, you are free to tell anyone about your experiences. At the end of the survey, you will get a link to a website that has contact information for people who can help.

### Questions

If you have any questions about the study, you call Westat's toll-free number, 1-855-849-6119, weekdays between 9:00 a.m. and 9:00 p.m. and weekends between 11:00 a.m. and 7:00 p.m. Eastern Time. You can also send an email to Westat at [NSCS@Westat.com](mailto:NSCS@Westat.com).

If you have any questions about your rights as a NSCS Study participant, call Westat's Human Subjects Protections office at 1-888-920-7631. Please leave a message with your first name, the name of the research study that you are calling about (National Survey of Crime and Safety), and a phone number beginning with the area code. A Westat IRB representative will return your call as soon as possible.

If you agree to participate in this survey, click Next.

**GO TO SCREEN 6**

**Screen 6: Youth Knowledge Test**

**DISPLAY FOR CONDITION 3 YOUTH**

Before you start the survey, we want to make sure we've clearly explained the information you just read.

Which of the following are true about your participation in this survey? Please check every statement that is true.

- I do not have to participate in this survey
- I can skip any questions I do not want to answer
- [NON-INCENTIVE CONDITION: I will not benefit directly from completing the survey though my answers combined with others can help provide a more accurate understanding of crime and safety in my community]
- [INCENTIVE CONDITION: I will receive \$20 for completing the survey. There are no other direct benefits to me for completing the survey]
- None of the above

**IF FIRST THREE CHOICES ARE ANSWERED, GO TO SURVEY**

**IF NOT ALL THREE ARE ANSWERED, DISPLAY A BOX:**

Remember, you do not have to participate in this survey and you do not have to answer questions you don't want to answer.

Your answers combined with others can help provide a better understanding of crime and safety in your community, which may improve safety for many Americans.

[INCENTIVE CONDITION: Additionally, you will receive \$20 for completing the survey]

Please try to answer the question again.



## Frequently Asked Questions

### What is this survey about?

The NSCS asks about people's experiences with crime in the last 12 months, regardless of whether these experiences were reported to the police. It also asks people's opinions about neighborhood safety and the local police. The survey is asked of adults and youth age 12 or older in selected U.S. households.

### Who is conducting this survey?

The Bureau of Justice Statistics within the Department of Justice has asked Westat, a research organization based in Rockville, Maryland, to conduct the study.

### How is the information collected?

Someone from Westat will come to your home to interview you and other members of your household.

### How was I selected for this study?

Your address was scientifically selected to be a part of our sample.

### How long will the interview take?

Between 20 - 40 minutes, depending on your responses to the questions.

### How will my privacy be protected?

All the information you give to this study will be kept private.

- Your answers will not be connected with your name.
- Your name and contact information will be kept separately in secure computer files.

### For more information about this study, please contact:

Bureau of Justice Statistics  
 Jennifer Truman  
 810 7th ST., NW  
 Washington, DC 20531  
 202-307-0765  
[askbjs@usdoj.gov](mailto:askbjs@usdoj.gov)

Westat  
 Jean Hicks, NSCS Help  
 1600 Research Blvd  
 Rockville, MD 20850  
 1-855-849-6119  
[NSCS@westat.com](mailto:NSCS@westat.com)

56385.0519

Sponsored by the U.S. Department of Justice  
Bureau of Justice Statistics



OMB No. 1121-XXXX Expires XX/XX/20XX

C2

Public reporting burden for this collection of information is estimated to average 25 minutes. These estimates include the time for reviewing instructions, and completing and reviewing the collection of information. An agency may not conduct or sponsor, and a person is not required to respond to, a collection of information unless it displays a currently valid OMB control number.

# NATIONAL SURVEY OF CRIME AND SAFETY (NSCS)

Sponsored by the  
U.S. Department of Justice  
Bureau of Justice Statistics



## A national survey on crime and safety issues



# What is the National Survey of Crime and Safety?

The NSCS is a national survey that is collecting information on crime and safety issues in communities in the United States.

The primary goal of the NSCS is to provide information about people's perceptions of community safety, their local police, and their experiences with victimization and crime in the past year. The NSCS is adapted from the National Crime Victimization Survey (NCVS), administered by the U.S. Bureau of the Census for the Bureau of Justice Statistics (BJS). The NCVS is the nation's only source of information about crime victimization not reported to the police.

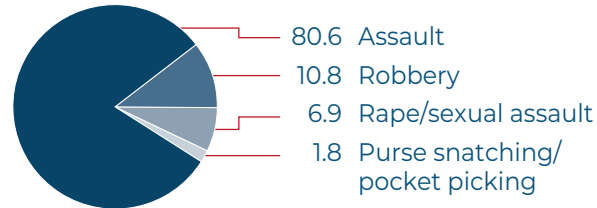
Current NCVS content was developed in 1992; our communities and the nature of crime have changed in the years since then; the NSCS has been designed to fill these gaps.

NCVS data, like those shown in Figure 1, are used to track trends in crime and safety and develop policies.

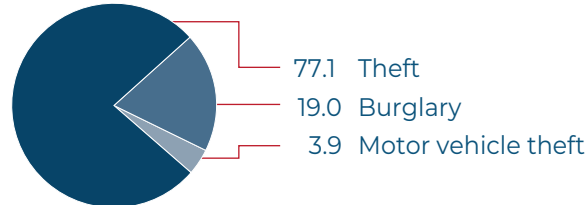


Figure 1.

**2017 Personal Crimes**  
(Percentage of total victimizations)



**2017 Property Crimes**  
(Percentage of total victimizations)



Source: Bureau of Justice Statistics, National Crime Victimization Survey, 2017

## What information is collected on this survey?

- Types and numbers of crimes experienced
- Safety practices in communities
- Policing in neighborhoods
- Details of crimes, including:
  - When and where crimes occur
  - Economic loss
  - Injuries
  - Police involvement
  - Weapons used
  - Victim services needed and used

## Why should I participate?

Your cooperation is important to help ensure that the federal government has accurate and reliable information about crime and safety in neighborhoods like yours. Your address has been scientifically selected to represent your own household and hundreds more like it. We think you will find the survey interesting, and you will be helping the U.S. Department of Justice to understand crime and safety issues in different communities around the U.S.

## Who is being interviewed?

The NSCS is a study of all persons age 12 or older. The interviewer will ask to interview each adult in your household, and will ask for permission to interview any youth ages 12 to 17 who live there.

## Do I have to participate?

Participation in this study is voluntary, but your participation will help ensure that the results of the study accurately represent your community. You can skip any question that you don't want to answer and can stop the interview at any time.

Your NSCS Interviewer

NSCS Interviewer Cell Phone:





OMB No. xxxx-xxxx, Expiration mm/dd/yyyy

Thank you for participating in the National Survey of Crime and Safety sponsored by the Bureau of Justice Statistics at the US Department of Justice. The survey questions asks for information about people's perceptions of community safety, their local police, and their experiences with victimization and crime in the past year. The results will be used to help improve the way the government measures crime.

On each screen, you will be asked about experiences that have happened to you recently. Click on your answer or type in an answer, and then click the NEXT button to continue to the next screen. You can skip any question you don't know the answer to or prefer not to answer by leaving the question blank and clicking the NEXT button.

If you need to change an answer, you can click the PREVIOUS button to go back to an earlier screen. Do not click the "Back" button in your browser.

« Previous

Next »

COVER SHEET  
NSCS Field Test- Enumeration

*Blaise Item-Level Specifications Report*

**Items contained in this report:**

- Front
- FAQs
- Household Roster
- Contact Information
- NEWHHR
- BNoninterview
- Control Card
- BSetupRoster
- BNCVS1
- Setup of Incident Roster
- BNCVS2
- BUndup
- 2016 Core change questions
- Placeholder for current supplement
- BInform
- BPhoneContactInfo
- BPhone\_Lang\_PersonLevel
- BNonEnglish
- BBack
- Setup of Editing/Coding Roster
- Supplement Debriefing Instruments
- DRAFT SPECS



---

## RESPLINE

Field

Front.Variables.RESPLINE

---

**Description:** This is the line number of the household respondent

**Form Pane Label:**

**SAS Name:**

**Tag Name:** RESPLINE

**Inherited Universe:**

**Universe:**

**Universe Description:**

**Question Text:**

**Type:** Classification

**Length:** 2

- Don't Know
- Refuse
- Empty

- On Input
- On Output

**Store Instructions:** For INCSAM eq 1, RESPLINE eq PICK1STHHRESP

For INCSAME eq 0, RESPLINE comes from the input file variable HHLD\_R (RT 8500/pos. 23-24). RESPLINE can also be updated in the instrument when the interviewer chooses a household respondent that is different from the one on the input file. A new HHR can be chosen in the instrument at the HELLO\_ALT2 or OTHR\_NAME\_LAST screens or from the NEW HHR tab.

---

Block

## Household Roster

Household Roster

---

**Description:** Tab to display the household roster

**Tab Name:** HH Roster

**Fly Over Name:**

**Universe Type:** If

**Inherited Universe:**

**Universe:**

**Universe Description:**

**Array:**

**Block Instructions:**

---

## HH Roster (Tab)

Field

Household Roster.HH Roster (Tab)

---

**Description:** Tab that displays the household roster

**Form Pane Label:** FR01b\_SHOWROSCP

**SAS Name:**

**Tag Name:**

**Inherited Universe:**

**Universe:** On path when the tab is selected with mouse click or \  
when SHIFT+F1 are depressed at the same time.

**Universe Description:** Tab is displayed when selected using the mouse or via the keyboard by depressing  
SHIFT+F1 at the same time.

**Question Text:** [Status of household composition](#)

✦ [INTERVIEW PERIOD: ^INTVNMBR](#)

HHR	LN	NAME	REL	MEMBER	SEX	AGE
STATUS	PHONE #					
^HHR_LNO	^D_LNO	^NAME	^REL	^MEMBER	^SEX_C	^AGS
^PNEED	^RESPPHONENUM					

**Fills:** INTVNMBR

**Instructions:** Fill INTVNMBR with the value in the variable INTNMBR

**Fills:** HHR\_LNO

**Instructions:** If L\_NO eq RESPLINE file "X"  
Else leave "empty".

**Fills:** D\_LNO

**Instructions:** If L\_NO eq PER leave D\_LNO blank  
Else if A\_SELFPROXY eq 4 store L\_NO in D\_LNO  
Else if PERFIXINC ge 1 store I\_PLN in D\_LNO

**Fills:** NAME

**Instructions:** Fill NAME with the variable NAME (combines FNAME<>LNAME).

**Fills:** REL

---

**Instructions: If RELREF eq 11 fill REL with "Husband"**  
Elseif RELREF eq 12 fill REL with "Wife"  
Elseif RELREF eq 13 fill REL with "Son"  
Elseif RELREF eq 14 fill REL with "Daughtr"  
Elseif RELREF eq 15 fill REL with "Father"  
Elseif RELREF eq 16 fill REL with "Mother"  
Elseif RELREF eq 17 fill REL with "Brother"  
Elseif RELREF eq 18 fill REL with "Sister"  
Elseif RELREF eq 19 fill REL with "Oth Rel"  
Elseif RELREF eq 20 fill REL with "Non Rel"  
Elseif RELREF eq 21 fill REL with "Ref Per"

**Fills: MEMBER**

**Instructions: If MEMBER eq 1 fill MEMBER with "Member"**  
Else fill MEMBER with "NonMember"

**Fills: SEX\_C**

**Instructions: If SEX eq 1 fill SEX\_C with "M"**  
Elseif SEX eq 2 fill SEX\_C with "F"  
Else fill SEX\_C with "D"

**Fills: AGS**

**Instructions: If AGE eq RF or AGERNG eq RF fill AGS with "Ref"**  
If AGE eq DK or AGERNG eq DK fill AGS with "DK"  
If AGERNG eq 1 fill AGS with "0-11"  
If AGERNG eq 2 fill AGS with "12-13"  
If AGERNG eq 3 fill AGS with "14-15"  
If AGERNG eq 4 fill AGS with "16-17"  
If AGERNG eq 5 fill AGS with "18-65"  
If AGERNG eq 6 fill AGS with "66+"  
Else fill AGS with (the variable) AGE

**Fills: PNEED**

**Instructions: If PELIG eq 1 fill PNEED with "NEED SELF"**  
Elseif PELIG eq 3 fill PNEED with "NEED PROXY"  
Elseif PELIG eq 4 fill PNEED with "Partial-Int"  
If PELIG eq 5 and NONINTFLAG eq 1 fill PNEED with "Ref by other"  
Elseif PELIG eq 5 fill PNEED with "REFUSED"  
Elseif PELIG eq 6 fill PNEED with "DONE-Int"  
Elseif PELIG eq 7 fill PNEED with "DONE-Nonint"  
Elseif PELIG eq 8 fill PNEED with "Under 12"  
Elseif DELUNDEL eq 1 fill PNEED with "\*\*Moved Out"

---

Elseif DELUNDEL eq 2 fill PNEED with "\*\*Deleted"  
Elseif DELUNDEL eq 3 fill PNEED with "\*\*Deceased"  
Elseif PELIG eq 9 fill PNEED with "Nonmember"

**Fills:** RESPPHONENUM

**Instructions:** Fill RESPPHONENUM with the value in the variable RESPPHONE

**Type:** Enumerated

**Length:** 1

**Answer List:** Enter\_1\_ To\_Continue

---

Value:	Mnemonic:	Description:
1		Enter 1 to Continue

---

- Don't Know
- Refuse
- Empty

- On Input
- On Output

**Array:**

**Special Instructions:** The household roster should display all persons on the roster, whether household members or not.

Displaying nonmembers should help decrease the instances of FRs adding a duplicate person to the roster because the person who was a nonmember last enumeration is now back as a household member. If the FR cannot see that this person is already on the roster (as a nonmember), then they will add the person as a duplicate. This goes against survey procedures and lessens our ability to track victims across the time the household is in sample.

**Skip Instructions:** Back to the item where the FR left off (on the main path).

---

Block

## Contact Information

Contact Information

---

**Description:** Tab to contain contact information for victims

**Tab Name:**

**Fly Over Name:**

**Universe Type:** lf

**Inherited Universe:**

**Universe:**

**Universe Description:**

**Array:**

**Block Instructions:**

---

## ContactTab

Field

Contact Information.ContactTab

---

**Description:** Contact information for respondents

**Form Pane Label:** contact

**SAS Name:** contact

**Tag Name:** ContactTab

**Inherited Universe:**

**Universe:**

**Universe Description:**

**Question Text:** Useful resources for respondents who are in need of assistance:

**National Domestic Violence Hotline**

**1-800-799-SAFE**

**1-800-787-3224 (TTY)**

**National Center for Victims of Crime**

**1-202-467-8700**

**<http://victimsofcrime.org/>**

**Child Help**

**National Child Abuse Hotline**

**1-800-4-A-CHILD**

**Eldercare Locator**

**1-800-677-1116**

**Type:** Enumerated

**Length:** 1

**Answer List:** Enter\_1\_ To\_Continue

---

<b>Value:</b>	<b>Mnemonic:</b>	<b>Description:</b>
1		Enter 1 to Continue

---

- Don't Know
- Refuse
- Empty

- On Input
- On Output

**Array:**

---

**Block**

**NEWHHR**  
NEWHHR

---

**Description:** Pick new household respondent when you haven't reached a complete interview with the current household respondent.

**Tab Name:** New household respondent

**Fly Over Name:**

**Universe Type:** If

**Inherited Universe:**

**Universe:**

**Universe Description:**

**Array:**

**Block Instructions:**





---

**Description:** Condition 1-3

**Form Pane Label:** CONDITION

**SAS Name:**

**Tag Name:** CONDITION

**Inherited Universe:**

**Universe:**

**Universe Description:**

**Question Text:**

**Type:**

**Length:**

---

<b>Value:</b>	<b>Mnemonic:</b>	<b>Description:</b>
1	Condition 1	Condition 1
2	Condition 2	Condition 2
3	Condition 3	Condition 3

---

**Skip Instructions:** IF CONDITION 1GO TO StartIntro\_C1

IF CONDITON 2 GO TO StartIntro\_ **C2**

IF CONDITION 3 GO TO STARTINTRO

Field

**STARTINTRO\_C1**

---

**Description:** Intro for Condition 1

**Form Pane Label:** STARTINTRO

**SAS Name:**

**Tag Name:** STARTINTRO

**Inherited Universe:**

**Universe:** Condition 1

**Universe Description:**

**Question Text:**

**Thank you for participating in the National Survey of Crime and Safety sponsored by the Bureau of Justice Statistics at the US Department of Justice.**

**[Read as needed:](#) The survey questions asks for information about people's experiences with victimization and crime in the past year. The results will be used to help improve the way the government measures crime.**

**Skip Instructions:** Control Card

Field

## STARTINTRO\_C2

---

**Description:** Intro for Condition [24](#)

**Form Pane Label:** STARTINTRO

**SAS Name:**

**Tag Name:** STARTINTRO

**Inherited Universe:**

**Universe:** Condition [24](#)

**Universe Description:**

**Question Text:**

**Thank you for participating in the National Survey of Crime and Safety sponsored by the Bureau of Justice Statistics at the US Department of Justice.**

**[Read as needed:](#) The survey questions asks for information about people's perceptions of community safety, their local police, and their experiences with victimization and crime in the past year. The results will be used to help improve the way the government measures crime.**

**Skip Instructions:** Control Card

---

Field

**STARTINTRO**

---

**Description:** Intro for Condition 3 crime questions

**Form Pane Label:** STARTINTRO

**SAS Name:**

**Tag Name:** STARTINTRO

**Inherited Universe:**

**Universe:** Condition 3

**Universe  
Description:**

**Question Text:**

Thank you for participating in this study. The study is called the National Survey of Crime and Safety and is sponsored by the Bureau of Justice Statistics at the US Department of Justice. It asks for information about people's perceptions of community safety, their local police, and their experiences with victimization and crime in the past year. The results will be used to help improve the way the government measures crime

**Skip Instructions:** START\_STOLEN

---

Field

**START\_STOLEN**

---

**Description:** Anything stolen

**Form Pane Label:**

START\_STOLEN

**SAS Name:**

**Tag Name:** START\_STOLEN

**Inherited Universe:**

**Universe:**

**Universe Description:**

**Question Text:** \*

In the past 12 months, has anything been stolen from you or anyone else who lives here?

**Type:**

**Length:**

**Answer List:** TYESNO

---

<b>Value:</b>	<b>Mnemonic:</b>	<b>Description:</b>
1	Yes	Yes
2	No	No

---

Skip Instructions: START\_BROKEN

---

Field

**START\_BROKE**

**N**

---

**Description:** Broken into

**Form Pane Label:**

START\_BROKEN

**SAS Name:**

Tag Name: START\_BROKEN

**Inherited Universe:**

**Universe:**

**Universe Description:**

**Question Text:** +

In the past 12 months, has anyone broken in or tried to break into your home?

**Type:**

**Length:**

**Answer List:** TYESNO

---

<b>Value:</b>	<b>Mnemonic:</b>	<b>Description:</b>
1	Yes	Yes
2	No	No

---

Skip Instructions: START\_ATTACK

---

Field

**START\_ATTACK**

---

**Description:** Been attacked

**Form Pane Label:**

START\_ATTACK

**SAS Name:**

**Tag Name:** START\_ATTACK

**Inherited Universe:**

**Universe:**

**Universe Description:**

**Question Text:** \*

In the past 12 months, has anyone attacked or tried to attack you or anyone else who lives here?

**Type:**

**Length:**

**Answer List:** TYESNO

<b>Value:</b>	<b>Mnemonic:</b>	<b>Description:</b>
1	Yes	Yes
2	No	No

Skip Instructions: START\_SAFE



---

Field

**START\_SAFE**

---

**Description:** Safe in community

**Form Pane Label:**

START\_SAFE

**SAS Name:**

**Tag Name:** START\_SAFE

**Inherited Universe:**

**Universe:**

**Universe Description:**

**Question Text:** \*

On the whole, how much of the time is the community where you  
live safe?

\*Read answer list\*

**Type:**

**Length:**

**Answer List:** START\_SAFE

<b>Value:</b>	<b>Mnemonic:</b>	<b>Description:</b>
1	Always safe	<b>Always safe</b>
2	Mostly safe	<b>Mostly safe</b>
3	Sometimes safe	<b>Sometimes safe</b>
4	Rarely safe	<b>Rarely safe</b>
5	Never safe	<b>Never safe</b>

Skip Instructions: START\_AFRAID

---

Field

**START\_AFRAID**

---

**Description:** Afraid to walk alone

**Form Pane Label:**

START\_AFRAID

**SAS Name:**

**Tag Name:** START\_AFRAID

**Inherited Universe:**

**Universe:**

**Universe Description:**

**Question Text:** +

Is there any place within a mile of your home where you would be afraid to walk alone at night?

**Type:**  
**Length:**

**Answer List:** TYESNO

---

<b>Value:</b>	<b>Mnemonic:</b>	<b>Description:</b>
1	Yes	Yes
2	No	No

---

Skip Instructions: Control Card

---

Block

**Control Card**  
Control Card

---

**Description:** Collection of household characteristics and collection/updating of person level characteristics of the household roster\  
(Household respondent only)

**Tab Name:** Control Card

**Fly Over Name:**

**Universe Type:** If

**Inherited Universe:**

**Universe:** WEBEC ne 1 and SKIPMID ne 1

**Universe Description:**

**Array:**

**Block Instructions:**

---

## BHousingUnit

Block

Control Card.BHousingUnit

---

**Description:** Control card housing unit characteristics questions

**Tab Name:** Housing Unit Characteristics

**Fly Over Name:**

**Universe Type:** If

**Inherited Universe:** WEBEC ne 1 and SKIPMID ne 1

**Universe:** WEBEC ne 1

**Universe Description:**

**Array:**

**Block Instructions:**

---

Field

**HHINTRO**

---

**Description:** Intro for Condition 3

**Form Pane Label:** HHINTRO

**SAS Name:**

**Tag Name:** HHINTRO

**Inherited Universe:**

**Universe:**

**Universe Description:**

**Question Text:**

Thank you for your responses. Next I am going to ask some questions about this household and the people who live here.

**Skip Instructions:** VERDADD\_CP

---

## VERADD\_CP

---

Field

**Description:** Confirm address

**Form Pane Label:** VERADD\_CP

**SAS Name:**

**Tag Name:** VERADD\_CP

**Inherited Universe:**

**Universe:**

**Universe Description:**

✦ **Question Text:** I have your address listed as...

[Read address below](#)

[ADDRESS FILL]

Is that your exact address?

[If address is incorrect, first check you are at the right address. Only minor updates should be made.](#)

**Type:**

**Length:**

**Answer List:** VERADD\_CP

Value:	Mnemonic:	Description:
1	Same	SAME address
2	Changed	Haven't moved, but address has changed

Don't Know  Refuse

**Skip Instructions:** IF CHANGED, NEWADDRESSLINE1\_CP . IF SAME GO TO MAILNGSAME\_CP

---

## NEWADDRESSLINE1\_CP

---

Field

**Description:** New address line 1

**Form Pane Label:** New Add Line 1

**SAS Name:**

**Tag Name:** NEWADDRESSLINE1\_CP

**Inherited Universe:**

**Universe:** VERADD\_CP eq 2

**Universe Description:**

OLD ADDRESS

[ADDRESS FILL]

If incorrect or missing, enter new house number and street name; otherwise press "Enter" to continue

- On Input  
 On Output

**Array:**

**Skip Instructions:** NEWADDRESSLINE2\_CP

---

## NEWADDRESSLINE2\_CP

---

Field

**Description:** New address line 2

**Form Pane Label:** New Add Line 2

**SAS Name:**

**Tag Name:** NEWADDRESSLINE2\_CP

**Inherited Universe:**

**Universe:** VERADD\_CP eq 2

**Universe Description:**

OLD ADDRESS

[ADDRESS FILL]

If incorrect or missing, enter new apt#, suite, etc.; otherwise press "Enter" to continue

- On Input  
 On Output

**Array:**

**Skip Instructions:** NEWADDCITY\_CP



---

## NEWADDCITY\_CP

---

Field

**Description:** New city

**Form Pane Label:** New City Nme

**SAS Name:**

**Tag Name:** NEWADDCITY\_CP

**Inherited Universe:**

**Universe:** VERADD\_CP eq 2

**Universe Description:**

OLD ADDRESS

[ADDRESS FILL]

If incorrect or missing, enter new city name; otherwise press "Enter" to continue

- On Input  
 On Output

**Array:**

**Skip Instructions:** NEWADDSTATE\_CP

---

## NEWADDSTATE\_CP

---

Field

**Description:** New state

**Form Pane Label:** New State

**SAS Name:**

**Tag Name:** NEWADDSTATE1\_CP

**Inherited Universe:**

**Universe:** VERADD\_CP eq 2

**Universe Description:**

OLD ADDRESS

[ADDRESS FILL]

If incorrect or missing, enter new state abbreviation; otherwise press "Enter" to continue

- On Input  
 On Output

**Array:**

**Skip Instructions:** NEWADDZIP5\_CP

---

## NEWADDZIP5\_CP

---

Field

**Description:** New zip code

**Form Pane Label:** New Zip5

**SAS Name:**

**Tag Name:** NEWADDZIP5\_CP

**Inherited Universe:**

**Universe:** VERADD\_CP eq 2

**Universe Description:**

OLD ADDRESS

[ADDRESS FILL]

If incorrect or missing, enter new 5-digit ZIP code; otherwise press "Enter" to continue

- On Input  
 On Output

**Array:**

**Skip Instructions:** NEWADDZIP4\_CP

---

## NEWADDZIP4\_CP

---

Field

**Description:** New Zip code

**Form Pane Label:** New Zip4

**SAS Name:**

**Tag Name:** NEWADDZIP4\_CP

**Inherited Universe:**

**Universe:** VERADD\_CP eq 2

**Universe Description:**

OLD ADDRESS

[ADDRESS FILL]

If incorrect or missing, enter new 4-digit ZIP code; otherwise press "Enter" to continue

- On Input  
 On Output

**Array:**

**Skip Instructions:** MAILINGSAME\_CP

---

## MAILINGSAME\_CP

---

Field

**Description:** Mailing address

**Form Pane Label:** MAILINGSAME\_CP

**SAS Name:**

**Tag Name:** MAILINGSAME\_CP

**Inherited Universe:**

**Universe:**

**Universe Description:**

**Question Text:** Is your mailing address the same as your physical address?

**Type:**

**Length:**

**Answer List:** TYESNO

Value:	Mnemonic:	Description:
1	Yes	Yes
2	No	No

Don't Know  Refuse

**Skip Instructions:** IF YES, SKIP TO HHPHONE; IF NO CONTINUE TO VERIFYMAILING\_CP

---

## VERIFYMAILING\_CP

---

Field

**Description:** Verify mailing address

**Form Pane Label:** VERIFYMAILING\_CP

**SAS Name:**

**Tag Name:** VERMAILING\_CP

**Inherited Universe:**

**Universe:** MAILINGSAME\_CP = 2

**Universe Description:** Mailing address not the same as physical address

**Question Text:** I have your mailing address as...

[Read address below](#)

[ADDRESS FILL]

Is that correct?

**Type:**

**Length:**

**Answer List:** TYESNO

Value:	Mnemonic:	Description:
1	Yes	Yes
2	No	No

Don't Know  Refuse

**Skip Instructions:** IF NO, NEWMAILADDRESSLINE1\_CP. IF YES GO TO HHPHONE

## NEWMAILADDRESSLINE1\_CP

Field

---

**Description:** New mail address line 1

**Form Pane Label:** New Mail Line 1

**SAS Name:**

**Tag Name:** NEWMAILADDRESSLINE1\_CP

**Inherited Universe:**

**Universe:** VERIFYMAILING\_CP eq 2

**Universe Description:**

OLD ADDRESS

[ADDRESS FILL]

If incorrect or missing, enter new house number and street name; otherwise press "Enter" to continue

- On Input  
 On Output

**Array:**

**Skip Instructions:** NEWMAILADDRESSLINE2\_CP

---

## NEWMAILADDRESSLINE2\_CP

---

Field

**Description:** New mail address line 2

**Form Pane Label:** New Mail Line 2

**SAS Name:**

**Tag Name:** NEWMAILADDRESSLINE2\_CP

**Inherited Universe:**

**Universe:** VERIFYMAILING\_CP eq 2

**Universe Description:**

OLD ADDRESS

[ADDRESS FILL]

If incorrect or missing, enter new apt#, suite, etc.; otherwise press "Enter" to continue

- On Input  
 On Output

**Array:**

**Skip Instructions:** NEWMAILCITY\_CP



---

## NEWMAILCITY\_CP

---

Field

**Description:** New mail city

**Form Pane Label:** New Mail City

**SAS Name:**

**Tag Name:** NEWMAILCITY\_CP

**Inherited Universe:**

**Universe:** VERIFYMAILING\_CP eq 2

**Universe Description:**

OLD ADDRESS

[ADDRESS FILL]

If incorrect or missing, enter new city name; otherwise press "Enter" to continue

- On Input  
 On Output

**Array:**

**Skip Instructions:** NEWMAILSTATE\_CP

---

## NEWMAILSTATE\_CP

---

Field

**Description:** New mail state

**Form Pane Label:** New Mail State

**SAS Name:**

**Tag Name:** NEWMAILSTATE1\_CP

**Inherited Universe:**

**Universe:** VERIFYMAILING\_CP eq 2

**Universe Description:**

OLD ADDRESS

[ADDRESS FILL]

If incorrect or missing, enter new state abbreviation; otherwise press "Enter" to continue

- On Input  
 On Output

**Array:**

**Skip Instructions:** NEWMAILZIP5\_CP

---

## NEWMAILZIP5\_CP

---

Field

**Description:** New mailing zip code

**Form Pane Label:** New Mail Zip5

**SAS Name:**

**Tag Name:** NEWMAILZIP5\_CP

**Inherited Universe:**

**Universe:** VERIFYMAILING\_CP eq 2

**Universe Description:**

OLD ADDRESS

[ADDRESS FILL]

If incorrect or missing, enter new 5-digit ZIP code; otherwise press "Enter" to continue

- On Input  
 On Output

**Array:**

**Skip Instructions:** NEWMAILZIP4\_CP

---

## NEWMAILZIP4\_CP

---

Field

**Description:** New Mailing Zip code

**Form Pane Label:** New Mail Zip4

**SAS Name:**

**Tag Name:** NEWMAILZIP4\_CP

**Inherited Universe:**

**Universe:** VERIFYMAILING\_CP eq 2

**Universe Description:**

OLD ADDRESS

[ADDRESS FILL]

If incorrect or missing, enter new 4-digit ZIP code; otherwise press "Enter" to continue

- On Input
- On Output

**Array:**

**Skip Instructions:** HHPHONE

---

## HHPHONE

---

Field

**Description:** Phone number

**Form Pane Label:** HHPHONE

**SAS Name:**

**Tag Name:** HHPONE

**Inherited Universe:**

**Universe:**

**Universe Description:**

**Question Text:** What is the best phone number to use to reach this household?

Record phone number

Enter 0 for no phone number

**Type:**

**Length:**

Don't Know  Refuse

**Skip Instructions:** TENURE

Field

**TENURE**  
 Control Card.BHousingUnit.TENURE

**Description:** Are your living quarters owned/being bought, rented, occupied without payment of rent

**Form Pane Label:** tenure

**SAS Name:**

**Tag Name:** TENURE

**Inherited Universe:** (WEBEC ne 1 and SKIPMID ne 1) AND  
 (WEBEC ne 1)

**Universe:** NEWMAILGQDESCRIPTION\_CP = enter or MAILINGSAME\_CP = 1 or  
 VERIFYMAILINGSAME\_CP = 1\  
 \  
 AND\  
 \  
 [INCSAM eq 1 or \  
 (INCSAM eq 0 and INTNMBR (RT2501:6-7) eq 1,3,5,7) or (INCSAM eq 0 and  
 REPLCE eq 1)] or TENURE eq "empty"

**Universe Description:** Asked of incoming cases or continuing cases in the 3rd, 5th, or 7th interview period or replacement households (in any of the 2th through 7th enumeration periods)

**Question Text:** [Ask or verify:](#)

**Are your living quarters...**

[Read answer categories.](#)

**Type:** Enumerated

**Length:** 1

**Answer List:** TENURE

Value:	Mnemonic:	Description:
1	Owned or buying	[bold]Owned or being bought by ^YOU_NAME or someone in ^YOUR_HIS_HER household?[n]
2	Rented	[bold]Rented for cash?[n]
3	No payment	[bold]Occupied without payment of cash rent?[n]

- Don't Know
- Refuse
- Empty

- On Input
- On Output

**Array:**

**Skip Instructions:** STUDENTHOUSING

Field

## STUDENTHOUSING

Control Card.BHousingUnit.STUDENTHOUSING

**Description:** Are living quarters used as student housing by a college or university

**Form Pane Label:** Student housing

**SAS Name:**

**Tag Name:** STUDENTHOUSING

**Inherited Universe:** (WEBEC ne 1 and SKIPMID ne 1) AND  
(WEBEC ne 1)

**Universe:** NEWMAILGQDESCRIPTION\_CP = enter or MAILINGSAME\_CP = 1 or  
VERIFYMAILINGSAME\_CP = 1\  
\  
AND\  
\  
INCSAM = 0, 1

**Universe Description:** Asked of incoming and continuing cases (or replacement households) each enumeration

**Question Text:** ^APPARENT

(Are ^YOUR\_NAME living quarters presently used as student housing by a college or university?)

**Fills:** APPARENT

**Instructions:** If START\_CP eq 1,3 fill APPARENT with (the following interviewer instruction which should be preceded with a blue diamond and in blue text):  
"<> If apparent, enter precode without asking."

Else leave APPARENT blank.

**Fills:** YOUR\_NAME

**Instructions:** If SELFPROXY eq 2 fill YOUR\_NAME with "your"  
Else fill YOUR\_NAME with ^NAME.

**Type:** Enumerated

**Length:** 1

**Answer List:** TYesNo

---

Value:	Mnemonic:	Description:
--------	-----------	--------------

---



---

1	Yes	Yes
2	No	No

---

- Don't Know
- Refuse
- Empty

- On Input
- On Output

Array:

**Special Instructions:** Asked of incoming and continuing cases each enumeration

**Skip Instructions:** TYPEOFHOUSINGUNIT



## TYPEOFHOUSINGUNIT

Field

Control Card.BHousingUnit.TYPEOFHOUSINGUNIT

**Description:** Type of housing unit

**Form Pane Label:** Type HU

**SAS Name:**

**Tag Name:** TYPEOFHOUSINGUNIT

**Inherited Universe:** (WEBEC ne 1 and SKIPMID ne 1) AND  
(WEBEC ne 1)

**Universe:** (INCSAM eq 1) or (INCSAM eq 0 and REPLCE eq 1) or TYPEOFHOUSINGUNIT eq  
"empty"

**Universe Description:** All incoming cases or continuing cases where TYPEOFHOUSINGUNIT is empty

**Question Text:** ♦ Please select one box that describes the type of housing-dwelling unit.

**Type:** Enumerated

**Length:** 2

**Answer List:** TYPEOFHUS

Value:	Mnemonic:	Description:
1		House, apartment, flat
2		DU in nontransient hotel, motel, etc.
3		DU permanent in transient hotel, motel, etc.
4		DU in rooming house
5		Mobile home or trailer with no permanent room added
6		Mobile home or trailer with one or more permanent rooms attached
7		DU not specified above - Describe
8		Quarters not DU in rooming or boarding house
9		Unit not permanent in transient hotel, motel, etc.
10		Unoccupied site for mobile home, trailer, or tent
11		Student quarters in college dormitory
12		Other unit not specified above - Describe

- Don't Know
- Refuse
- Empty

- On Input
- On Output

**Array:**

**Special Instructions:** Asked only of incoming cases or continuing cases where i\_TYPEOFHOUSINGUNIT (input value) is empty

**Skip Instructions:** If TYPEOFHOUSINGUNIT eq 7 goto TYPEOFHOUSINGUNITSPEC7  
Elseif TYPEOFHOUSINGUNIT eq 12 goto TYPEOFHOUSINGUNITSPEC12  
Else goto LANDLINE

---

## TYPEOFHOUSINGUNITSPEC7

Field

Control Card.BHousingUnit.TYPEOFHOUSINGUNITSPEC7

---

**Description:** Type of housing unit - Specify other "Housing Unit"

**Form Pane Label:** HU - specify

**SAS Name:**

**Tag Name:** TYPEOFHOUSINGUNITSPEC7

**Inherited Universe:** (WEBEC ne 1 and SKIPMID ne 1) AND  
(WEBEC ne 1)

**Universe:** TYPEOFHOUSINGUNIT eq 7

**Universe Description:**

**Question Text:** [+ Please specify the other type of "Dwelling Unit".](#)

**Type:** String

**Length:** 35

- Don't Know
- Refuse
- Empty

- On Input
- On Output

**Array:**

**Skip Instructions:** LANDLINE

Field

---

## TYPEOFHOUSINGUNITSPEC12

Control Card.BHousingUnit.TYPEOFHOUSINGUNITSPEC12

---

**Description:** Type of housing unit - Specify other "Other Unit"

**Form Pane Label:** Other unit - specify

**SAS Name:**

**Tag Name:** TYPEOFHOUSINGUNITSPEC12

**Inherited Universe:** (WEBEC ne 1 and SKIPMID ne 1) AND  
(WEBEC ne 1)

**Universe:** TYPEOFHOUSINGUNIT eq 12

**Universe Description:**

**Question Text:** [+ Please specify the other type of "Other Unit".](#)

**Type:** String

**Length:** 35

- Don't Know
- Refuse
- Empty

- On Input
- On Output

**Array:**

**Skip Instructions:** LANDLINE

---

## LANDLINE

---

**Description:** Does home have a landline

**Form Pane Label:** LANDLINE

**SAS Name:**

**Tag Name:** LANDLINE

**Inherited Universe:**

**Universe:** It

**Universe Description:**

**Question Text:**

Is there a landline telephone in this home that residents answer?

**Type:**

**Length:**

**Answer List:** TYESNO

---

<b>Value:</b>	<b>Mnemonic:</b>	<b>Description:</b>
1	Yes	Yes
2	No	No

---

**Skip Instructions:** INTERNETACCESS

---

## INTERNETACCESS

---

**Description:** Does home have a landline

**Form Pane Label:** INTERNET Access

**SAS Name:**

**Tag Name:** INTERNETAccess

**Inherited Universe:**

**Universe:** It

**Universe Description:**

**Question Text:**

Do you have access to the internet in this household?

**Type:**

**Length:**

**Answer List:** TYESNO

---

Value:	Mnemonic:	Description:
1	Yes	Yes
2	No	No

---

**Skip Instructions:** NUMBEROFUNITS



---

## NUMBEROFUNITS

Field

Control Card.BHousingUnit.NUMBEROFUNITS

---

**Description:** Number of units in this structure

**Form Pane Label:** Number of units

**SAS Name:**

**Tag Name:** NUMBEROFUNITS

**Inherited Universe:** (WEBEC ne 1 and SKIPMID ne 1) AND  
(WEBEC ne 1)

**Universe:** (INCSAM eq 1) or (INCSAM eq 0 and REPLCE eq 1) or NUMBEROFUNITS eq  
"empty"

**Universe Description:**

**Question Text:** \* [Observe or ask:](#)

**(How many dwelling units are in this structure?)**

**Type:** Enumerated

**Length:** 1

**Answer List:** NUMBER\_OF\_UNITS

Value:	Mnemonic:	Description:
1	1	1
2	2	2
3	3	3
4	4	4
5	5-9	5-9
6	10+	10+
7	Trailer	Mobile home/trailer
8	Other	Only OTHER units

- Don't Know  
 Refuse  
 Empty

- On Input  
 On Output

**Array:**

---

**Special Instructions:** Asked only of incoming cases or continuing cases where NUMBEROFUNITS is

empty

**Skip Instructions:** If NUMBEROFUNITS eq 1,7 goto GATEDWALLEDCOMMUNITY  
Else goto DIRECTENTRANCETOUNIT

## DIRECTENTRANCETOUNIT

Field

Control Card.BHousingUnit.DIRECTENTRANCETOUNIT

**Description:** Does unit have direct entrance

**Form Pane Label:** Direct entrance

**SAS Name:**

**Tag Name:** DIRECTENTRANCETOUNIT

**Inherited Universe:** (WEBEC ne 1 and SKIPMID ne 1) AND  
(WEBEC ne 1)

**Universe:** ((INCSAM = 1) or (INCSAM eq 0 and REPLCE eq 1) and NUMBEROFUNITS in (2..6  
or 8)) or\  
(NUMBEROFUNITS in (2..6) or 8 and DIRECTENTRANCETOUNIT = "empty")

**Universe Description:**

**Question Text:** [+ Observe or ask:](#)

**(Does the unit have an outside entrance, patio doors, or windows, etc., on  
the ground level - or outside stairs leading directly to this unit?)**

**Type:** Enumerated

**Length:** 1

**Answer List:** TYes\_No\_Dk

Value:	Mnemonic:	Description:
1		Yes
2		No
3		Don't know

- Don't Know
- Refuse
- Empty

- On Input
- On Output

**Array:**

**Special Instructions:** Asked only of incoming cases or continuing cases where  
DIRECTENTRANCETOUNIT is empty

Should Q text be shaded (i.e. optional)?

**Skip Instructions:** GATEDWALLEDCOMMUNITY

## GATEDWALLEDCOMMUNITY

Field

Control Card.BHousingUnit.GATEDWALLEDCOMMUNITY

**Description:** Is unit in a gated or walled community

**Form Pane Label:** Gatewall

**SAS Name:**

**Tag Name:** GATEDWALLEDCOMMUNITY

**Inherited Universe:** (WEBEC ne 1 and SKIPMID ne 1) AND  
(WEBEC ne 1)

**Universe:** (INCSAM = 1) or (INCSAM eq 0 and REPLCE eq 1) or  
GATEDWALLEDCOMMUNITY = 'empty'

**Universe Description:**

**Question Text:** [Ask if unsure](#)

**(Is this unit in a gated or walled community that restricts access by non-residents or requires entry codes, key cards, or security guard approval to access?)**

**Type:** Enumerated

**Length:** 1

**Answer List:** TYesNo

Value:	Mnemonic:	Description:
1	Yes	Yes
2	No	No

- Don't Know
- Refuse
- Empty

- On Input
- On Output

**Array:**

**Special Instructions:** Asked only of incoming cases or continuing cases where GATEDWALLEDCOMMUNITY is empty

**Skip Instructions:** If NUMBEROFUNITS in (2..6) or 8 goto RESTRICTEDACCESS  
Else goto HHROSTER\_FNAME

Field

## RESTRICTEDACCESS

Control Card.BHousingUnit.RESTRICTEDACCESS

**Description:** Does unit have restricted access

**Form Pane Label:** Restrict access

**SAS Name:**

**Tag Name:** RESTRICTEDACCESS

**Inherited Universe:** (WEBEC ne 1 and SKIPMID ne 1) AND  
(WEBEC ne 1)

**Universe:** ((INCSAM = 1) or (INCSAM eq 0 and REPLCE eq 1)) and  
DIRECTENTRANCETOUNIT \  
or (NUMBEROFUNITS in (2..6) or 8 and RESTRICTEDACCESS = "empty")

**Universe Description:**

**Question Text:** [+ Ask if unsure:](#)

**(Is this unit in a building that requires a special entry system such as entry codes, key cards, or security guard approval to access?)**

**Type:** Enumerated

**Length:** 1

**Answer List:** TYesNo

Value:	Mnemonic:	Description:
1	Yes	Yes
2	No	No

- Don't Know
- Refuse
- Empty

- On Input
- On Output

**Array:**

**Special Instructions:** Asked only of cases that are multiunits

**Skip Instructions:** HHROSTER\_FNAME

---

## **BDemoTable**

Block

Control Card.BDemoTable

---

**Description:** Builds household roster/updates household roster/select household respondent and reference person

**Tab Name:** HH roster

**Fly Over Name:**

**Universe Type:** If

**Inherited Universe:** WEBEC ne 1 and SKIPMID ne 1

**Universe:**

**Universe Description:**

**Array:**

**Block Instructions**

Block

## BPreDemoTable

Control Card.BDemoTable.BPreDemoTable

**Description:** This table should be filled horizontally asking HHROSTER\_FNAME through HHMEMBER for Line 1 before proceeding to Line 2, Line 3, etc. Exit table by entering "999".

**Tab Name:** PreDemos Table

**Fly Over Name:** PreDemos Table

**Universe Type:** While

**Inherited Universe:** WEBEC ne 1 and SKIPMID ne 1

**Universe:** INCSAM eq 0 and REPLCE eq 1 [for replacement households] or\  
\  
INCSAM eq 1 [when building the HH roster] or \  
\  
(INCSAM eq 0 [when adding people to the household roster, or when  
verifying/changing the membership of members/nonmembers on the household roster]  
AND \  
(NAMECHECK eq 2) or \  
(HHLDCOVERAGE eq 1) or\  
(BLANKROSTER eq 1) or \  
(MEMBER eq 1 AND SEX eq 'empty') or \  
(MEMBER eq 1 AND RELATIONSHIP eq 'empty'))

**Universe Description:** All members of incoming (new) households or new members of continuing households or members/nonmembers in continuing households that require change to nonmembers/members on the household roster or all members of continuing households (for which no roster was provided on input) or a roster where one or more household members are missing demographic information (i.e. SEX or RELATIONSHIP are empty on input)

**Array:**

**Block Instructions:**



---

## HHROSTER\_FNAME

Field

Control Card.BDemoTable.BPreDemoTable.HHROSTER\_FNAME

---

**Description:** First name of person being added to the household roster

**Form Pane Label:** First name

**SAS Name:**

**Tag Name:** HHROSTER\_FNAME

**Inherited Universe:** (WEBEC ne 1 and SKIPMID ne 1) AND  
(INCSAM eq 0 and REPLCE eq 1 [for replacement households] or\  
\  
INCSAM eq 1 [when building the HH roster] or\  
\  
(INCSAM eq 0 [when adding people to the household roster, or when  
verifying/changing the membership of members/nonmembers on the household roster]  
AND\  
(NAMECHECK eq 2) or\  
(HHLDCOVERAGE eq 1) or\  
(BLANKROSTER eq 1) or\  
(MEMBER eq 1 AND SEX eq 'empty') or\  
(MEMBER eq 1 AND RELATIONSHIP eq 'empty'))

**Universe:** (INCSAM eq 1 and RESTRICTEDACCESS) or\  
(INCSAM eq 0 and HHLDCOVERAGE eq 1 and NROSIZE lt MAXPER

**Universe Description:** When an incoming case, HHROSTER\_FNAME will be on path from RESTRICTEDACCESS or it will be on path when any of the inherited universe criteria are met (for a continuing case).

**Question Text:** ^COLLECT\_NAME

✦ Enter first name on this screen.

✦ ^MEM\_NONMEM

✦ Enter 999 to leave the table.

**Fills:** COLLECT\_NAME

**Instructions:** If INCSAM eq 1 or if (INCSAM eq 0 and BLANKROSTER eq 1) fill COLLECT\_NAME with "What are the names of all people living or staying ^HERE\_THERE? Start with the name of the person or one of the people who ^OWNS\_RENTS this home."  
Else fill COLLECT\_NAME with "What is the name of the person/people that is/are new to the household?"

**Fills:** MEM\_NONMEM

**Instructions:** If INCSAM eq 0 fill MEM\_NONMEM with (the interviewer instruction) "To change a non-member already listed on this roster to a member use the up/down arrow to go to MEMBERCHANGES and enter the reason why this person is now a member."

Elseif INCSAM eq 1 fill MEM\_NONMEM with (the interviewer instruction) "To change a non-member already listed on this roster to a member use the up/down arrow to go to HHMEMBER and enter a 1."

**Type:** String

**Length:** 20

- Don't Know
- Refuse
- Empty

- On Input
- On Output

**Store Instructions:** Store 01 in L\_NO for the first person added to the household roster, 02 in L\_NO for the second person added to the household roster, and so forth up to L\_NO eq 30.

Store L\_NO for the last person added to the roster in HIGHLINENO

Store 21 in RELATIONSHIP for L\_NO eq 01.

Store L\_NO of reference person (RELATIONSHIP eq 21) in SUM\_REFPER

**Array:**

**Skip Instructions:** If HHROSTER\_FNAME eq 999 and INCSAM eq 0 and RESPLINE ne empty and LASTMARK lt 16 and MEMBER (for RESPLINE) ne 1 goto HHR\_CHK

Elseif HHROSTER\_FNAME eq 999 and INCSAM eq 0 and MEMBER ne 1 (for Reference Person/L\_NO whose REL eq 21) and there is at least one other person on the roster with MEMBER eq 1 goto REFPER\_CHK

Elseif HHROSTER\_FNAME eq 999 and INCSAME eq 0 and no L\_NO has a REL eq 21 (no household member is selected as the Reference Person) goto REFPER\_CHK

Elseif HHROSTER\_FNAME eq 999 and INCSAM eq 0 and two Line Numbers have a REL eq 21 (there are two persons selected as the Reference Person) goto TWOREFPER\_CHK

Elseif HHROSTER\_FNAME eq 999 and INCSAM eq 0 and MEMBER (for Reference Person/L\_NO whose REL eq 21) ne 1 and there are no persons on the roster with

MEMBER eq 1 goto HHLDCOVERAGE

Elseif HHROSTER\_FNAME eq 999 and MEMBER eq 1,2 (for the L\_NO where 999 entered) goto NAME\_CHECK

Elseif HHROSTER\_FNAME eq 999 goto HHLDCOVERAGE

Else goto HHROSTER\_LNAME

Check

## NAME\_CHECK

Control Card.BDemoTable.BPreDemoTable.NAME\_CHECK

**Description:** This edit is to prevent FR's from accidentally typing "999" over existing persons.

**Inherited Universe:** (WEBEC ne 1 and SKIPMID ne 1) AND  
(INCSAM eq 0 and REPLCE eq 1 [for replacement households] or\  
\  
INCSAM eq 1 [when building the HH roster] or\  
\  
(INCSAM eq 0 [when adding people to the household roster, or when  
verifying/changing the membership of members/nonmembers on the household roster]  
AND\  
(NAMECHECK eq 2) or\  
(HHLDCOVERAGE eq 1) or\  
(BLANKROSTER eq 1) or\  
(MEMBER eq 1 AND SEX eq 'empty') or\  
(MEMBER eq 1 AND RELATIONSHIP eq 'empty'))))

**Universe:** HHROSTER\_FNAME eq 999 and MEMBER eq 1,2

**Universe Description:** Existing person on household roster (either member or nonmember) with 999 entered in their HHROSTER\_FNAME item

**Text:** \* You can only enter 999 on a blank line - not over an existing person.

\* ^IFNEEDTODELETE

\* Select "Close" to return to HHROSTER\_FNAME to restore ^FIRSTNAME to the household roster.

**Check Instructions:** Display the following interviewer instruction only when INCSAM eq 0... "If you need to delete this person from the roster, use arrow key to goto MEMBERCHANGES and enter the reason why this person is no longer a member."

**Type:** Hard

**Skip Instructions:** HHROSTER\_FNAME

**Fills:** IFNEEDTODELETE

**Instructions:** If INCSAM eq 0 fill IFNEEDTODELETE with the interviewer instruction "<>If you need to delete this person from the roster, use arrow key to go to MEMBERCHANGES and enter the reason why this person is no longer a member.[n]"  
Else leave IFNEEDTODELETE blank.

**Fills:** FIRSTNAME

**Instructions:** Fill FIRSTNAME with (person's first name from whose name was typed over

**with 999) HHLDROSTER\_FNAME.**

Check

**REFPER\_CK**

Control Card.BDemoTable.BPreDemoTable.REFPER\_CK

**Description:** Hard edit check to identify situation where there is an invalid or no reference person.

**Inherited Universe:** (WEBEC ne 1 and SKIPMID ne 1) AND  
(INCSAM eq 0 and REPLCE eq 1 [for replacement households] or\  
\  
INCSAM eq 1 [when building the HH roster] or\  
\  
(INCSAM eq 0 [when adding people to the household roster, or when  
verifying/changing the membership of members/nonmembers on the household roster]  
AND\  
(NAMECHECK eq 2) or\  
(HHLDCOVERAGE eq 1) or\  
(BLANKROSTER eq 1) or\  
(MEMBER eq 1 AND SEX eq 'empty') or\  
(MEMBER eq 1 AND RELATIONSHIP eq 'empty'))))

**Universe:** HHROSTER\_FNAME eq 999 and\  
((L\_NO whose REL eq 21 and has a MEMBER ne 1 AND there is at least one other  
person on the roster with MEMBER eq 1) or (no household member has a REL eq 21))

**Universe Description:** Attempting to exit the pre-demos table without a valid reference person because the  
reference person is not a household member or no one has been selected as the  
Reference Person.

- Text:** ♦ You need to select a reference person who is a household member.
- ♦ Move to the "RELATION" column and enter 21 for the reference person.
  - ♦ If necessary, update the relationships of all household members to the reference person.

**Check Instructions:**

**Type:** Hard

**Skip Instructions:** HHROSTER\_FNAME

---

## TWOREFPER\_CK

Check

Control Card.BDemoTable.BPreDemoTable.TWOREFPER\_CK

---

**Description:** Hard edit check to identify situation where two persons are selected as the reference person.

**Inherited Universe:** (WEBEC ne 1 and SKIPMID ne 1) AND  
(INCSAM eq 0 and REPLCE eq 1 [for replacement households] or\  
\  
INCSAM eq 1 [when building the HH roster] or \  
\  
(INCSAM eq 0 [when adding people to the household roster, or when  
verifying/changing the membership of members/nonmembers on the household roster]  
AND \  
(NAMECHECK eq 2) or \  
(HHLDCOVERAGE eq 1) or\  
(BLANKROSTER eq 1) or \  
(MEMBER eq 1 AND SEX eq 'empty') or \  
(MEMBER eq 1 AND RELATIONSHIP eq 'empty'))))

**Universe:** HHROSTER\_FNAME eq 999 and there are two Line Numbers whose REL eq 21

**Universe Description:** Attempting to exit the pre-demos table without a valid reference person because there are two people selected as the Reference Person.

**Text:** \* You cannot have 2 people selected as the reference person.

\* Move to the "RELATION" column and enter 21 for the reference person.

\* If necessary, update the relationships of all household members to the reference person.

### Check Instructions:

**Type:** Hard

**Skip Instructions:** HHROSTER\_FNAME

Check

**HHR\_CK**

Control Card.BDemoTable.BPreDemoTable.HHR\_CK

**Description:** Hard edit check for when RESPLINE is a line number for a person whose MEMBER ne 1

**Inherited Universe:** (WEBEC ne 1 and SKIPMID ne 1) AND  
(INCSAM eq 0 and REPLCE eq 1 [for replacement households] or\  
\  
INCSAM eq 1 [when building the HH roster] or \  
\  
(INCSAM eq 0 [when adding people to the household roster, or when  
verifying/changing the membership of members/nonmembers on the household roster]  
AND \  
(NAMECHECK eq 2) or \  
(HHLDCOVERAGE eq 1) or\  
(BLANKROSTER eq 1) or \  
(MEMBER eq 1 AND SEX eq 'empty') or \  
(MEMBER eq 1 AND RELATIONSHIP eq 'empty'))))

**Universe:** HHROSTER\_FNAME eq 999 and INCSAM eq 0 and RESPLINE ne empty and  
LASTMARK lt 16 and (MEMBER (for RESPLINE) ne 1)

**Universe Description:** Continuing case with a household respondent who is a nonmember

**Text:** \* The household respondent is not a household member. Please select a household respondent who is a household member.

**Check Instructions:** This item has not worked in the instrument, so it is being removed from the instrument and replaced with item VALIDHHR\_CK in the DemosTable which is a more appropriate place to deal with the issue of an invalid HHR.

Once the edit check VALIDHHR\_CK is introduced to the instrument, this edit check should be deleted.

**Type:** Hard

**Skip Instructions:** HHROSTER\_FNAME



---

## HHROSTER\_LNAME

Field

Control Card.BDemoTable.BPreDemoTable.HHROSTER\_LNAME

---

**Description:** Last name of person being added to the household roster

**Form Pane Label:** Last name

**SAS Name:**

**Tag Name:** HHROSTER\_LNAME

**Inherited Universe:** (WEBEC ne 1 and SKIPMID ne 1) AND  
(INCSAM eq 0 and REPLCE eq 1 [for replacement households] or\  
\  
INCSAM eq 1 [when building the HH roster] or \  
\  
(INCSAM eq 0 [when adding people to the household roster, or when  
verifying/changing the membership of members/nonmembers on the household roster]  
AND \  
(NAMECHECK eq 2) or \  
(HHLDCOVERAGE eq 1) or\  
(BLANKROSTER eq 1) or \  
(MEMBER eq 1 AND SEX eq 'empty') or \  
(MEMBER eq 1 AND RELATIONSHIP eq 'empty'))

**Universe:** HHROSTER\_FNAME ne 999

**Universe Description:**

**Question Text:** ^COLLECT\_NAME

✦ [Enter last name on this screen.](#)

**Fills:** COLLECT\_NAME

**Instructions:** If INCSAM eq 1 or if (INCSAM eq 0 and BLANKROSTER eq 1) fill

COLLECT\_NAME with "What are the names of all people living or staying  
^HERE\_THERE? Start with the name of the person or one of the people who  
^OWNS\_RENTS this home."

Else fill COLLECT\_NAME with "What is the name of the person/people that  
is/are new to the household?"

**Type:** String

**Length:** 20

- Don't Know  
 Refuse  
 Empty

- On Input
- On Output

**Store Instructions:** Store HHROSTER\_FNAME and HHROSTER\_LNAME in NAME (separate with a space)  
If INCSAM eq 0 store 1 in NEWPERS  
If INCSAM eq 0 and L\_NO (of person whose name changed) eq RESPLINE store NAME in RESPNAME

**Array:**

**Skip Instructions:** SEX

## SEX

Field

Control Card.BDemoTable.BPreDemoTable.SEX

**Description:** Gender

**Form Pane Label:** Sex

**SAS Name:**

**Tag Name:** SEX

**Inherited Universe:** (WEBEC ne 1 and SKIPMID ne 1) AND  
(INCSAM eq 0 and REPLCE eq 1 [for replacement households] or\  
\  
INCSAM eq 1 [when building the HH roster] or \  
\  
(INCSAM eq 0 [when adding people to the household roster, or when  
verifying/changing the membership of members/nonmembers on the household roster]  
AND \  
(NAMECHECK eq 2) or \  
(HHLDCOVERAGE eq 1) or\  
(BLANKROSTER eq 1) or \  
(MEMBER eq 1 AND SEX eq 'empty') or \  
(MEMBER eq 1 AND RELATIONSHIP eq 'empty'))

**Universe:** INCSAM eq 1 or \  
INCSAM eq 0 and SEX eq 'empty'

**Universe Description:**

**Question Text:**

^AREYOU\_IS\_C ^NONHHRNAME\_CC male or female?

**Fills:** AREYOU\_IS\_C

**Instructions:** If L\_NO (of the person collecting demographic info for) eq RESPLINE fill  
AREYOU\_IS\_C with "Are you"  
Else fill AREYOU\_IS\_C with "Is"

**Fills:** NONHHRNAME\_CC

**Instructions:** If L\_NO (of the person collecting demographic info for) ne RESPLINE fill  
NONHHRNAME\_CC with ^NAME (fill with the first and last name of L\_NO)  
Else leave NONHHRNAME\_CC blank

**Type:** Enumerated

**Length:** 1

---

**Answer List: Sex**

---

<b>Value:</b>	<b>Mnemonic:</b>	<b>Description:</b>
1		Male
2		Female

---

Don't Know

Refuse

Empty

On Input

On Output

**Store Instructions:** If SEX eq 1 store "M" in SEX\_C  
Elseif SEX eq 2 store "F" in SEX\_C

**Array:**

**Skip Instructions:** If L\_NO eq SUM\_REFPER (if L\_NO is the reference person) goto HHMEMBER  
Else goto RELATIONSHIP

---

## RELATIONSHIP

Field

Control Card.BDemoTable.BPreDemoTable.RELATIONSHIP

---

**Description:** Relationship to reference person

**Form Pane Label:** Relation

**SAS Name:**

**Tag Name:** RELATIONSHIP

**Inherited Universe:** (WEBEC ne 1 and SKIPMID ne 1) AND  
(INCSAM eq 0 and REPLCE eq 1 [for replacement households] or\  
\  
INCSAM eq 1 [when building the HH roster] or \  
\  
(INCSAM eq 0 [when adding people to the household roster, or when  
verifying/changing the membership of members/nonmembers on the household roster]  
AND \  
(NAMECHECK eq 2) or \  
(HHLDCOVERAGE eq 1) or\  
(BLANKROSTER eq 1) or \  
(MEMBER eq 1 AND SEX eq 'empty') or \  
(MEMBER eq 1 AND RELATIONSHIP eq 'empty'))

**Universe:** SEX and L\_NO ne SUM\_REFPER or\  
RELATIONSHIP eq 'empty'

**Universe Description:**

**Question Text:** \* ^NEWREFPERRVW

What is ^YOUR\_NAME\_CC^NMS\_CC relationship to ^REFPERSON?

**Fills:** NEWREFPERRVW

**Instructions:** If INCSAM eq 0 and NEWREFPER fill NEWREFPERRVW with "Review the relationships of other household members to the new reference person and update these relationships if necessary".  
Else leave NEWREFPERRVW blank.

**Fills:** YOUR\_NAME\_CC

**Instructions:** If L\_NO (of the person collecting demographic info for) eq RESPLINE fill YOUR\_NAME\_CC with "your"  
Else fill YOUR\_NAME\_CC with ^NAME. (fill with the first and last name of L\_NO)

**Fills:** NMS\_CC

**Instructions:** If L\_NO (of the person collecting demographic info for) ne RESPLINE fill  
NMS\_CC with "s"  
Else leave NMS\_CC blank.

**Fills:** REFPERSON

**Instructions:** If RESPLINE (or SUM\_HHRESP) = SUM\_REFPER fill REFPERSON with "you"  
Else fill REFPERSON with NAME where L\_NO eq SUM\_REFPER (or can use  
REL\_REF eq 21)

(the fill should display the first and last name of the reference person if the HHR  
is not the same person as the reference person, or "you" if the HHR is the same  
person as the reference person)

**Type:** Enumerated

**Length:** 2

**Answer List:** RELATIONSHIP

Value:	Mnemonic:	Description:
11		Husband
12		Wife
13		Son
14		Daughter
15		Father
16		Mother
17		Brother
18		Sister
19		Other relative
20		Nonrelative

Don't Know  
 Refuse  
 Empty

On Input  
 On Output

**Array:**

**Skip Instructions:** If RELATIONSHIP eq 11 and RELATIONSHIP eq 11 (for another person) or if  
RELATIONSHIP eq 12 and RELATIONSHIP eq 12 (for another person) goto  
SPOUSE\_CHECK  
Elseif RELATIONSHIP eq 11 and RELATIONSHIP eq 12 (for another person) or

RELATIONSHIP eq 12 and RELATIONSHIP eq 11 (for another person) goto  
HUSBWIFE\_CHECK  
Elseif RELATIONSHIP eq 15 and RELATIONSHIP eq 15 (for another person) or if  
RELATIONSHIP eq 16 and RELATIONSHIP eq 16 (for another person) goto  
PARENT\_CHECK  
Elseif RELATIONSHIP eq 12, 14, 16, or 18 and SEX eq 1 goto MALE\_CHECK  
Elseif RELATIONSHIP eq 11, 13, 15, or 17 and SEX eq 2 goto FEMALE\_CHECK  
Else goto HHMEMBER

Check

## SPOUSE\_CHECK

Control Card.BDemoTable.BPreDemoTable.SPOUSE\_CHECK

**Description:** More than one "husband" selected as relationship to reference person or more than one "wife" selected as relationship to reference person.

**Inherited Universe:** (WEBEC ne 1 and SKIPMID ne 1) AND  
(INCSAM eq 0 and REPLCE eq 1 [for replacement households] or\  
\  
INCSAM eq 1 [when building the HH roster] or \  
\  
(INCSAM eq 0 [when adding people to the household roster, or when  
verifying/changing the membership of members/nonmembers on the household roster]  
AND \  
(NAMECHECK eq 2) or \  
(HHLDCOVERAGE eq 1) or\  
(BLANKROSTER eq 1) or \  
(MEMBER eq 1 AND SEX eq 'empty') or \  
(MEMBER eq 1 AND RELATIONSHIP eq 'empty'))))

**Universe:** RELATIONSHIP eq 11 and RELATIONSHIP eq 11 (for another person) or  
RELATIONSHIP eq 12 and RELATIONSHIP eq 12 (for another person)

**Universe Description:** More than one "husband" selected as relationship to reference person or more than one "wife" selected as relationship to reference person and both persons have a MEMBER eq 1.

**Text:** \* You entered more than one ^HUSBANDWIFE as the relationship to the reference person. Go back to RELATIONSHIP and correct the relationship if necessary.

### Check Instructions:

**Type:** Soft

**Skip Instructions:** If "SUPPRESS" and RELATIONSHIP eq 11 and RELATIONSHIP eq 12 (for another person) or RELATIONSHIP eq 12 and RELATIONSHIP eq 11 (for another person) goto HUSBWIFE\_CHECK  
Elseif "SUPPRESS" and RELATIONSHIP eq 15 and RELATIONSHIP eq 15 (for another person) or if RELATIONSHIP eq 16 and RELATIONSHIP eq 16 (for another person) goto PARENT\_CHECK  
Elseif "SUPPRESS" and RELATIONSHIP eq 12, 14, 16, or 18 and SEX eq 1 goto MALE\_CHECK  
Elseif "SUPPRESS" and RELATIONSHIP eq 11, 13, 15, or 17 and SEX eq 2 goto FEMALE\_CHECK  
Elseif "SUPPRESS" goto HHMEMBER  
Else goto RELATIONSHIP ['goto' or 'close' are selected]

**Fills:** HUSBANDWIFE



**Instructions: If RELATIONSHIP or CHNG\_REL eq 11 fill HUSBANDWIFE with "husband"  
Elseif RELATIONSHIP or CHNG\_REL eq 12 fill HUSBANDWIFE with "wife"**

Check

## HUSBWIFE\_CHECK

Control Card.BDemoTable.BPreDemoTable.HUSBWIFE\_CHECK

**Description:** Husband (or wife) selected as relationship to reference person when there is already a wife (or husband) selected as relationship to reference person for another person.

**Inherited Universe:** (WEBEC ne 1 and SKIPMID ne 1) AND  
(INCSAM eq 0 and REPLCE eq 1 [for replacement households] or\  
\  
INCSAM eq 1 [when building the HH roster] or \  
\  
(INCSAM eq 0 [when adding people to the household roster, or when  
verifying/changing the membership of members/nonmembers on the household roster]  
AND \  
(NAMECHECK eq 2) or \  
(HHLDCOVERAGE eq 1) or\  
(BLANKROSTER eq 1) or \  
(MEMBER eq 1 AND SEX eq 'empty') or \  
(MEMBER eq 1 AND RELATIONSHIP eq 'empty'))))

**Universe:** RELATIONSHIP eq 11 and RELATIONSHIP eq 12 (for another person) or  
RELATIONSHIP eq 12 and RELATIONSHIP eq 11 (for another person)

**Universe Description:** Husband selected as relationship to reference person and Wife already is a relationship for another person or wife selected as relationship to reference person and husband already is a relationship for another person

**Text:** \* You entered ^HUSBANDWIFE when another person on the roster is listed as the ^HUSBWIFEALREADY of the reference person. Go back to RELATIONSHIP and correct.

### Check Instructions:

**Type:** Hard

**Skip Instructions:** RELATIONSHIP

**Fills:** HUSBANDWIFE

**Instructions:** If RELATIONSHIP or CHNG\_REL eq 11 fill HUSBANDWIFE with "husband"  
Elseif RELATIONSHIP or CHNG\_REL eq 12 fill HUSBANDWIFE with "wife"

**Fills:** HUSBWIFEALREADY

**Instructions:** If RELATIONSHIP or CHNG\_REL eq 11 fill HUSBWIFEALREADY with "wife"  
Elseif RELATIONSHIP or CHNG\_REL eq 12 fill HUSBWIFEALREADY with "husband"

---

## PARENT\_CHECK

Check

Control Card.BDemoTable.BPreDemoTable.PARENT\_CHECK

---

**Description:** More than one "father" or more than one "mother" selected as relationship to reference person

**Inherited Universe:** (WEBEC ne 1 and SKIPMID ne 1) AND  
(INCSAM eq 0 and REPLCE eq 1 [for replacement households] or\  
\  
INCSAM eq 1 [when building the HH roster] or \  
\  
(INCSAM eq 0 [when adding people to the household roster, or when  
verifying/changing the membership of members/nonmembers on the household roster]  
AND \  
(NAMECHECK eq 2) or \  
(HHLDCOVERAGE eq 1) or\  
(BLANKROSTER eq 1) or \  
(MEMBER eq 1 AND SEX eq 'empty') or \  
(MEMBER eq 1 AND RELATIONSHIP eq 'empty'))))

**Universe:** RELATIONSHIP eq 15 and RELATIONSHIP eq 15 (for another person) or if  
RELATIONSHIP eq 16 and RELATIONSHIP eq 16 (for another person)

**Universe Description:** More than one "father" or more than one "mother" selected as relationship to reference person

**Text:** \* You entered more than one ^FATHERMOTHER as a relationship to the reference person. Verify that RELATIONSHIP is correct.

**Check Instructions:**

**Type:** Soft

**Skip Instructions:** RELATIONSHIP

**Fills:** FATHERMOTHER

**Instructions:** If RELATIONSHIP or CHNG\_REL eq 15 fill FATHERMOTHER with "father"  
Elseif RELATIONSHIP or CHNG\_REL eq 16 fill FATHERMOTHER with "mother"

Check

## MALE\_CHECK

Control Card.BDemoTable.BPreDemoTable.MALE\_CHECK

**Description:** Male selected for a "wife", "daughter", "mother" or "sister" relationship to reference person

**Inherited Universe:** (WEBEC ne 1 and SKIPMID ne 1) AND  
(INCSAM eq 0 and REPLCE eq 1 [for replacement households] or\  
\  
INCSAM eq 1 [when building the HH roster] or\  
\  
(INCSAM eq 0 [when adding people to the household roster, or when  
verifying/changing the membership of members/nonmembers on the household roster]  
AND\  
(NAMECHECK eq 2) or\  
(HHLDCOVERAGE eq 1) or\  
(BLANKROSTER eq 1) or\  
(MEMBER eq 1 AND SEX eq 'empty') or\  
(MEMBER eq 1 AND RELATIONSHIP eq 'empty'))

**Universe:** SEX eq 1 and RELATIONSHIP eq 12, 14, 16, or 18\

**Universe Description:** Male selected for a "wife", "daughter", "mother" or "sister" relationship to reference person

**Text:** RELATIONSHIP: ^REL\_DIS SEX: ^SEX\_DIS

✦ The sex entered is inconsistent with the relationship selected.

### Check Instructions:

**Type:** Soft

**Skip Instructions:** If "SUPPRESS" and RELATIONSHIP eq 11, 13, 15, or 17 and SEX eq 2 (for any person) goto FEMALE\_CHECK  
Elseif "SUPPRESS" goto HHMEMBER  
Else goto RELATIONSHIP ['goto' or 'close' are selected]

**Fills:** REL\_DIS

**Instructions:** If RELATIONSHIP = 11 fill REL\_DIS with "Husband"  
If RELATIONSHIP = 12 fill REL\_DIS with "Wife"  
If RELATIONSHIP = 13 fill REL\_DIS with "Son"  
If RELATIONSHIP = 14 fill REL\_DIS with "Daughter"  
If RELATIONSHIP = 15 fill REL\_DIS with "Father"  
If RELATIONSHIP = 16 fill REL\_DIS with "Mother"  
If RELATIONSHIP = 17 fill REL\_DIS with "Brother"  
If RELATIONSHIP = 18 fill REL\_DIS with "Sister"  
If RELATIONSHIP = 19 fill REL\_DIS with "Other relative"

**If RELATIONSHIP = 20 fill REL\_DIS with "Nonrelative"**

**Fills:** SEX\_DIS

**Instructions:** If SEX eq 1 fill SEX\_DIS with "Male"

Elseif SEX eq 2 fill SEX\_DIS with "Female"

Check

## FEMALE\_CHECK

Control Card.BDemoTable.BPreDemoTable.FEMALE\_CHECK

**Description:** Female selected for a "husband", "son", "father" or "brother" relationship to reference person.

**Inherited Universe:** (WEBEC ne 1 and SKIPMID ne 1) AND  
(INCSAM eq 0 and REPLCE eq 1 [for replacement households] or\  
\  
INCSAM eq 1 [when building the HH roster] or\  
\  
(INCSAM eq 0 [when adding people to the household roster, or when  
verifying/changing the membership of members/nonmembers on the household roster]  
AND\  
(NAMECHECK eq 2) or\  
(HHLDCOVERAGE eq 1) or\  
(BLANKROSTER eq 1) or\  
(MEMBER eq 1 AND SEX eq 'empty') or\  
(MEMBER eq 1 AND RELATIONSHIP eq 'empty'))

**Universe:** SEX eq 2 and RELATIONSHIP eq 11, 13, 15, or 17\

**Universe Description:** Female selected for a "husband", "son", "father" or "brother" relationship to reference person

**Text:** RELATIONSHIP: ^REL\_DIS SEX: ^SEX\_DIS

✦ The sex entered is inconsistent with the relationship selected.

### Check Instructions:

**Type:** Soft

**Skip Instructions:** If "SUPPRESS" goto HHMEMBER  
Else goto RELATIONSHIP ['goto' or 'close' are selected]

**Fills:** REL\_DIS

**Instructions:** If RELATIONSHIP = 11 fill REL\_DIS with "Husband"  
If RELATIONSHIP = 12 fill REL\_DIS with "Wife"  
If RELATIONSHIP = 13 fill REL\_DIS with "Son"  
If RELATIONSHIP = 14 fill REL\_DIS with "Daughter"  
If RELATIONSHIP = 15 fill REL\_DIS with "Father"  
If RELATIONSHIP = 16 fill REL\_DIS with "Mother"  
If RELATIONSHIP = 17 fill REL\_DIS with "Brother"  
If RELATIONSHIP = 18 fill REL\_DIS with "Sister"  
If RELATIONSHIP = 19 fill REL\_DIS with "Other relative"  
If RELATIONSHIP = 20 fill REL\_DIS with "Nonrelative"

**Fills:** SEX\_DIS

**Instructions:** If SEX eq 1 fill SEX\_DIS with "Male"

Elseif SEX eq 2 fill SEX\_DIS with "Female"

Field

**HHMEMBER**

Control Card.BDemoTable.BPreDemoTable.HHMEMBER

**Description:** Household membership status of person

**Form Pane Label:** HH member

**SAS Name:**

**Tag Name:** HHMEMBER

**Inherited Universe:** (WEBEC ne 1 and SKIPMID ne 1) AND  
(INCSAM eq 0 and REPLCE eq 1 [for replacement households] or\  
\  
INCSAM eq 1 [when building the HH roster] or \  
\  
(INCSAM eq 0 [when adding people to the household roster, or when  
verifying/changing the membership of members/nonmembers on the household roster]  
AND \  
(NAMECHECK eq 2) or \  
(HHLDCOVERAGE eq 1) or\  
(BLANKROSTER eq 1) or \  
(MEMBER eq 1 AND SEX eq 'empty') or \  
(MEMBER eq 1 AND RELATIONSHIP eq 'empty'))

**Universe:** HHROSTER\_LNAME

**Universe Description:**

**Question Text:** ^DO\_DOES\_C\_CC ^YOU\_NAME\_CC usually live ^HERE\_THERE?

✦ If "No", probe for usual residence elsewhere.

**Fills:** DO\_DOES\_C\_CC

**Instructions:** If L\_NO (of the person collecting demographic info for) eq RESPLINE fill  
DO\_DOES\_C\_CC with "Do"  
Else fill DO\_DOES\_C\_CC with "Does".

**Fills:** YOU\_NAME\_CC

**Instructions:** If L\_NO (of the person collecting demographic info for) eq RESPLINE fill  
YOU\_NAME\_CC with "you"  
Else fill YOU\_NAME\_CC with ^NAME. (fill with the first and last name of L\_NO)

**Fills:** HERE\_THERE

**Instructions:** If MODE eq 0 (CAPI) AND INTTYP eq 1 (Personal Visit) fill HERE\_THERE with  
"here"  
Else fill HERE\_THERE with "there".



---

**Type:** Enumerated  
**Length:** 1

**Answer List:** TYesNo

---

<b>Value:</b>	<b>Mnemonic:</b>	<b>Description:</b>
1	Yes	Yes
2	No	No

---

- Don't Know
- Refuse
- Empty

- On Input
- On Output

**Store Instructions:** If HHMEMBER eq 1 store 1 in MEMBER  
Elseif HHMEMBER eq 2 store 2 in MEMBER and 0 in SELFPROXY

**Array:**

**Skip Instructions:** If INCSAM eq 1 and HHMEMBER eq 1 and NROSIZE eq MAXPER goto  
ROS2BIGOVER30  
Elseif goto HHROSTER\_FNAME (for the next empty row)  
Elseif INCSAM eq 1 and HHMEMBER eq 2 goto HSEMEMURE

Elseif INCSAM eq 0 and HHMEMBER eq 1 and NROSIZE eq MAXPER goto  
ROS2BIGOVER30  
Elseif INCSAM eq 0 and HHMEMBER eq 1 and L\_NO ne HIGHLINENO goto  
MEMBERCHANGES (for next person)  
Elseif INCSAM eq 0 and HHMEMBER eq 2 goto HSEMEMURE

Field

**HSEMEMURE**

Control Card.BDemoTable.BPreDemoTable.HSEMEMURE

**Description:** Usual place of residence elsewhere

**Form Pane Label:** Usual res elsewhere

**SAS Name:**

**Tag Name:** HSEMEMURE

**Inherited Universe:** (WEBEC ne 1 and SKIPMID ne 1) AND  
(INCSAM eq 0 and REPLCE eq 1 [for replacement households] or\  
\  
INCSAM eq 1 [when building the HH roster] or \  
\  
(INCSAM eq 0 [when adding people to the household roster, or when  
verifying/changing the membership of members/nonmembers on the household roster]  
AND \  
(NAMECHECK eq 2) or \  
(HHLDCOVERAGE eq 1) or\  
(BLANKROSTER eq 1) or \  
(MEMBER eq 1 AND SEX eq 'empty') or \  
(MEMBER eq 1 AND RELATIONSHIP eq 'empty'))))

**Universe:** HHMEMBER eq 2 and MEMBER ne 3

**Universe Description:**

**Question Text:** ^DO\_DOES\_C\_CC ^YOU\_NAME\_CC have a usual place of residence  
elsewhere?

**Fills:** DO\_DOES\_C\_CC

**Instructions:** If L\_NO (of the person collecting demographic info for) eq RESPLINE fill  
DO\_DOES\_C\_CC with "Do"  
Else fill DO\_DOES\_C\_CC with "Does".

**Fills:** YOU\_NAME\_CC

**Instructions:** If L\_NO (of the person collecting demographic info for) eq RESPLINE fill  
YOU\_NAME\_CC with "you"  
Else fill YOU\_NAME\_CC with ^NAME. (fill with the first and last name of L\_NO)

**Type:** Enumerated

**Length:** 1

**Answer List:** TYesNo

---

Value:	Mnemonic:	Description:
1	Yes	Yes
2	No	No

---

Don't Know

Refuse

Empty

On Input

On Output

**Store Instructions:** If HSEMEMURE eq 1 store 2 in MEMBER and 2 in HHMEMBER  
Else store 1 in MEMBER and 1 in HHMEMBER

**Array:**

**Skip Instructions:** If INCSAM eq 1 and NROSIZE eq MAXPER goto ROS2BIGOVER30  
Elseif INCSAM eq 1 goto HHROSTER\_FNAME (for the next empty row)  
  
Elseif INCSAM eq 0 and NROSIZE eq MAXPER goto ROS2BIGOVER30  
Elseif INCSAM eq 0 and L\_NO ne HIGHLINENO goto MEMBERCHANGES (for next person)

Field

## HHLDCOVERAGE

Control Card.BDemoTable.HHLDCOVERAGE

**Description:** Household coverage question

**Form Pane Label:** hhld coverage

**SAS Name:**

**Tag Name:** HHLDCOVERAGE

**Inherited Universe:** WEBEC ne 1 and SKIPMID ne 1

**Universe:** INCSAM eq 0,1 (all cases)

### Universe Description:

**Question Text:** Have I missed anyone else living or staying ^HERE\_THERE such as any babies, any lodgers, or anyone who is away at present traveling or in the hospital?

L\_NO NAME

^L\_NO ^NAME

**Fills:** HERE\_THERE

**Instructions:** If MODE eq 0 (CAPI) AND INTTYP eq 1 (Personal Visit) fill HERE\_THERE with "here"  
Else fill HERE\_THERE with "there".

**Fills:** L\_NO

**Instructions:** Fill L\_NO based on the variable L\_NO from the instrument

**Fills:** NAME

**Instructions:** Fill NAME with the variable NAME (combines FNAME<>LNAME).

**Type:** Enumerated

**Length:** 1

**Answer List:** TYesNo

Value:	Mnemonic:	Description:
1	Yes	Yes
2	No	No

- Don't Know
- Refuse
- Empty

- On Input
- On Output

Array:

**Special Instructions:** The displayed roster in the info pane should only display persons with MEMBER eq 1.

**Skip Instructions:** If HHLDCOVERAGE eq 1 and NROSIZE eq MAXPER goto ROS2BIGOVER30  
Elseif HHLDCOVERAGE eq 1 goto HHROSTER\_FNAME  
Elseif HHLDCOVERAGE eq 2 and (all people on the roster have) MEMBER eq 2 goto ENTIREHHURE  
Elseif HHLDCOVERAGE eq 2 and INCSAM eq 1 goto PICK1STHHR  
Else goto AGECHECK

Field

**ENTIREHHURE**  
Control Card.BDemoTable.ENTIREHHURE

**Description:** Screen to identify to interviewer that all people in the household have a usual residence elsewhere

**Form Pane Label:** URE

**SAS Name:**

**Tag Name:** ENTIREHHURE

**Inherited Universe:** WEBEC ne 1 and SKIPMID ne 1

**Universe:** All people on the roster have MEMBER eq 2 and HHLDCOVERAGE eq 2

**Universe Description:**

**Question Text:** ♦ All people on the household roster have a usual residence elsewhere.

♦ Enter 1 to exit this case.

♦ Then, reenter this case to code it a Noninterview (Type B - Entire Household URE) via START\_CP.

**Type:** Enumerated

**Length:** 1

**Answer List:** Enter\_1\_ To\_Continue

Value:	Mnemonic:	Description:
1		Enter 1 to Continue

- Don't Know
- Refuse
- Empty

- On Input
- On Output

**Array:**

**Skip Instructions:** VERIFY

## PICK1STHRESP

Field

Control Card.BDemoTable.PICK1STHRESP

**Description:** Screen to select the household respondent for the INSAM=1 interview

**Form Pane Label:** Pick HHR

**SAS Name:**

**Tag Name:** PICK1STHRESP

**Inherited Universe:** WEBEC ne 1 and SKIPMID ne 1

**Universe:** INCSAM eq 1

**Universe Description:** All incoming cases after HHLDCOVERAGE eq 2 (since we need to select a household respondent)

**Question Text:** \* Enter the line number for the person with whom you are speaking.

\* This person should be at least 18 years of age and knowledgeable about the household.

LN            NAME

^L\_NO        ^NAME

**Fills:** L\_NO

**Instructions:** Fill L\_NO based on the variable L\_NO from the instrument

**Fills:** NAME

**Instructions:** Fill NAME with the variable NAME (combines FNAME<>LNAME).

**Type:** Enumerated

**Length:** 2

**Answer List:** Pick1stHHR\_LNS

Value:	Mnemonic:	Description:
01		Line number 01
02		Line number 02
03		Line number 03
04		Line number 04
05		Line number 05
06		Line number 06
07		Line number 07

---

08	Line number 08
09	Line number 09
10	Line number 10
11	Line number 11
12	Line number 12
13	Line number 13
14	Line number 14
15	Line number 15
16	Line number 16
17	Line number 17
18	Line number 18
19	Line number 19
20	Line number 20
21	Line number 21
22	Line number 22
23	Line number 23
24	Line number 24
25	Line number 25
26	Line number 26
27	Line number 27
28	Line number 28
29	Line number 29
30	Line number 30

---

- Don't Know
- Refuse
- Empty

- On Input
- On Output

**Store Instructions:** Store PICK1STHHRESP (line number selected in PICK1STHHRESP) in RESPLINE and RESPONENTLINE and PERTALKINGTOLN  
Store NAME (of the line number selected in PICK1STHHRESP) in RESPNAME and RESPONENTNAME and PERTALKINGTO

**Array:**

**Special Instructions:** Limit the roster displayed in this question to persons with:  
MEMBER eq 1

(Since MEMBER is the only HHR eligibility requirement known at this point, MEMBER eq 1 should be used to determine the the answer list for this field).



**Skip Instructions:** If PICK1STHHRESP gt HIGHLNO or PICK1STHHRESP eq L\_NO for a person with MEMBER ne 1 goto PICKHHRESP\_CHK  
Elseif PICKHHRESP eq 01-30 display a soft edit check "Are you sure this is the person you want to select to be the household respondent?"  
Else goto BIRTHDAYMO

Check

**PICKHHRESP\_CK**  
Control Card.BDemoTable.PICKHHRESP\_CK

**Description:** Error message because selected an invalid line number when trying to select the first HHR (L\_NO is not a member or is higher than highest roster L\_NO)

**Inherited Universe:** WEBEC ne 1 and SKIPMID ne 1

**Universe:** PICK1STHHRESP eq L\_NO for a person with MEMBER ne 1 or \  
PICK1STHHRESP gt HIGHLNO or \  
PICK\_PROXYPERHHR eq L\_NO for a person with MEMBER ne 1 or \  
PICK\_PROXYPERHHR gt HIGHLNO

**Universe Description:** Line number selected is for a person who is not a household member or line number is out of range

**Text:** \* ^PICKHHRERROR

**Check Instructions:**

**Type:** Hard

**Skip Instructions:** If PICK\_PROXYPERHHR goto PICK\_PROXYPERHHR  
Else goto PICK1STHHRESP

**Fills:** PICKHHRERROR

**Instructions:** If PICK1STHHRESP or PICK\_PROXYPERHHR eq L\_NO for a person with MEMBER ne 1 fill PICKHHRERROR with (the FR instruction) "Invalid line number. Person selected is not a household member."

**Elseif** PICK1STHHRESP or PICK\_PROXYPERHHR gt HIGHLNO fill PICKHHRERROR with (the FR instruction) "Invalid line number. Please select a valid line number."

## ROS2BIGOVER30

Field

Control Card.BDemoTable.ROS2BIGOVER30

**Description:** Roster is now over 30 people

**Form Pane Label:** ros2bigover30

**SAS Name:**

**Tag Name:** ROS2BIGOVER30

**Inherited Universe:** WEBEC ne 1 and SKIPMID ne 1

**Universe:** NEWREFPER eq 31 and NROSIZE eq MAXPER or\  
HHMEMBER and NROSIZE eq MAXPER or\  
HHLDCOVERAGE eq 1 and NROSIZE eq MAXPER

**Universe Description:**

**Question Text:** ♦ There are more than 30 people in the household roster for this household.

Are there any other people living or staying ^HERE\_THERE who have not been listed?

**Fills:** HERE\_THERE

**Instructions:** If MODE eq 0 (CAPI) AND INTTYP eq 1 (Personal Visit) fill HERE\_THERE with "here"  
Else fill HERE\_THERE with "there".

**Type:** Enumerated

**Length:** 1

**Answer List:** TYesNo

Value:	Mnemonic:	Description:
1	Yes	Yes
2	No	No

Don't Know  
 Refuse  
 Empty

On Input  
 On Output

**Array:**

**Skip Instructions:** If ROS2BIGOVER30 eq 1 goto ROS2BIGHOWMANY

Elseif ROS2BIGOVER30 eq 2 and NEWREFPER goto NEWREFPER  
Else goto HHLDCOVERAGE

---

## ROS2BIGHOWMANY

Field

Control Card.BDemoTable.ROS2BIGHOWMANY

---

**Description:** How many more people to add?

**Form Pane Label:** ros2bighowmany

**SAS Name:**

**Tag Name:** ROS2BIGHOWMANY

**Inherited Universe:** WEBEC ne 1 and SKIPMID ne 1

**Universe:** ROS2BIGOVER30 = 1

### Universe Description:

- Question Text:**
  - ✦ Record the number of additional people living or staying here.
  - ✦ These additional people are not added to the household roster so you will not conduct an NCVS interview for them.

**How many others?**

**Type:** Integer

**Length:** 2

**Min:** 1

**Max:** 99

- Don't Know  
 Refuse  
 Empty

- On Input  
 On Output

**Array:**

**Skip Instructions:** If NEWREFPER goto NEWREFPER  
Else goto HHLDCOVERAGE

---

Block

**BDemoDetailed**  
Control Card.BDemoTable.BDemoDetailed

---

**Description:**

**Tab Name:**  
**Fly Over Name:**  
**Universe Type:** If

**Inherited Universe:** WEBEC ne 1 and SKIPMID ne 1

**Universe:**

**Universe Description:**

**Array:**

**Block Instructions:**



---

## BRTHDATEMO

Field

Control Card.BDemoTable.BDemoDetailed.BRTHDATEMO

---

**Description:** Person's date of birth-month screen

**Form Pane Label:** Birth mo.

**SAS Name:**

**Tag Name:** BRTHDATEMO

**Inherited Universe:** WEBEC ne 1 and SKIPMID ne 1

**Universe:** INCSAM eq 1 or\  
(INCSAM eq 0 and REPLCE eq 1)or\  
AGECHECK eq 2 or\  
VFYAGE eq 2 or\  
INCSAM eq 0 and BRTHDATEYR (for current L\_NO) eq 9998, 9999, or 'empty'

**Universe Description:** Incoming case to collect date of birth or when code previous birthdate is not correct at AGECHECK or VFYAGE or when a new person added to a continuing household or when birth year was previously collected as DK or RF.

**Question Text:** What is ^YOUR\_NAME\_CC^NMS\_CC date of birth?

✦ [Enter month on this screen.](#)

**Fills:** YOUR\_NAME\_CC

**Instructions:** If L\_NO (of the person collecting demographic info for) eq RESPLINE fill YOUR\_NAME\_CC with "your"  
Else fill YOUR\_NAME\_CC with ^NAME. (fill with the first and last name of L\_NO)

**Fills:** NMS\_CC

**Instructions:** If L\_NO (of the person collecting demographic info for) ne RESPLINE fill NMS\_CC with "s"  
Else leave NMS\_CC blank.

**Type:** Enumerated

**Length:** 2

**Answer List:** Birth\_Month

---

Value:	Mnemonic:	Description:
1		January
2		February

---



---

3	March
4	April
5	May
6	June
7	July
8	August
9	September
10	October
11	November
12	December

---

- Don't Know
- Refuse
- Empty

- On Input
- On Output

Array:

**Skip Instructions:** BRTHDATEDY

---

## BRTHDATEDY

Field

Control Card.BDemoTable.BDemoDetailed.BRTHDATEDY

---

**Description:** Person's date of birth-day screen

**Form Pane Label:** Birth day

**SAS Name:**

**Tag Name:** BRTHDATEDY

**Inherited Universe:** WEBEC ne 1 and SKIPMID ne 1

**Universe:** INCSAM eq 1 or\  
(INCSAM eq 0 and REPLCE eq 1) or\  
AGECHECK eq 2 or \  
VFYAGE eq 2 or\  
INCSAM eq 0 and BRTHDATEYR (for current L\_NO) eq 9998, 9999, or 'empty'

**Universe Description:** Incoming case to collect date of birth or when code previous birthdate is not correct at AGECHECK or VFYAGE or when a new person added to a continuing household or when birth year was previously collected as DK or RF.

**Question Text:** What is ^YOUR\_NAME\_CC^NMS\_CC date of birth?

✦ [Enter day on this screen](#)

**Fills:** YOUR\_NAME\_CC

**Instructions:** If L\_NO (of the person collecting demographic info for) eq RESPLINE fill YOUR\_NAME\_CC with "your"  
Else fill YOUR\_NAME\_CC with ^NAME. (fill with the first and last name of L\_NO)

**Fills:** NMS\_CC

**Instructions:** If L\_NO (of the person collecting demographic info for) ne RESPLINE fill NMS\_CC with "s"  
Else leave NMS\_CC blank.

**Type:** Integer

**Length:** 2

**Min:** 1

**Max:** 31

- Don't Know  
 Refuse  
 Empty

On Input  
 On Output

Array:

**Skip Instructions:** IF BRTHDATEDY gt 31 goto BRTHDATEDY\_CHK  
Elseif BRTHDATEMO eq 2 and BRTHDATEDY in (30, 31) goto BRTHDATEDY\_CHK  
Elseif BRTHDATEMO in (4, 6, 9, 11) AND BRTHDATEDY eq 31 goto  
BRTHDATEDY\_CHK  
Else goto BRTHDATEYR

---

## BRTHDATEDY\_CHK

Check

Control Card.BDemoTable.BDemoDetailed.BRTHDATEDY\_CHK

---

**Description:** Error message when enter an invalid day when collecting the birth date information.

**Inherited Universe:** WEBEC ne 1 and SKIPMID ne 1

**Universe:** BRTHDATEDY gt 31 or\  
BRTHDATEMO eq 2 and BRTHDATEDY in (30, 31) or\  
BRTHDATEMO in (4, 6, 9, 11) AND BRTHDATEDY eq 31

**Universe Description:** Day entered in BRTHDATEDY is invalid because greater than 31 or the month entered in BRTHDATEMO does not have as many days as the entry in BRTHDATEDY

**Text:** + [Invalid entry.](#)

**Check Instructions:**

**Type:** Hard

**Skip Instructions:** BRTHDATEDY

Field

**BRTHDATEYR**

Control Card.BDemoTable.BDemoDetailed.BRTHDATEYR

**Description:** Person's date of birth-year screen

**Form Pane Label:** Birth yr

**SAS Name:**

**Tag Name:** BRTHDATEYR

**Inherited Universe:** WEBEC ne 1 and SKIPMID ne 1

**Universe:** INCSAM eq 1 or\  
(INCSAM eq 0 and REPLCE eq 1) or\  
AGECHECK eq 2 or\  
VFYAGE eq 2 or \  
INCSAM eq 0 and BRTHDATEYR (for current L\_NO) eq 9998, 9999, or 'empty'

**Universe Description:** Incoming case to collect date of birth or when code previous birthdate is not correct at AGECHECK or VFYAGE or when a new person added to a continuing household or when birth year was previously collected as DK or RF.

**Question Text:** What is ^YOUR\_NAME\_CC^NMS\_CC date of birth?

- ✦ Enter year on this screen
- ✦ If year is less than 1890, enter 1890

**Fills:** YOUR\_NAME\_CC

**Instructions:** If L\_NO (of the person collecting demographic info for) eq RESPLINE fill YOUR\_NAME\_CC with "your"  
Else fill YOUR\_NAME\_CC with ^NAME. (fill with the first and last name of L\_NO)

**Fills:** NMS\_CC

**Instructions:** If L\_NO (of the person collecting demographic info for) ne RESPLINE fill NMS\_CC with "s"  
Else leave NMS\_CC blank.

**Type:** Integer

**Length:** 4

**Min:** 1890

**Max:** 2100

Don't Know

Refuse

Empty

On Input

On Output

**Store Instructions:** Store BRTHDATEMO, BRTHDATEDY, and BRTHDATEYR into one new variable called BIRTHDATE.

Create the calculated age (from CASES)

Setdate date

If bmo eq DK

Store 6 in BRTHDATEMO

Store ({current}YEAR - BRTHDATEYR) in AGE

If BRTHDATEMO gt MONTH

Subtract <1> from AGE

If BRTHDATEMO eq MONTH

Subtract <1> from AGE

Store AGE in A\_AGE\_I(L\_NO)

If AGE ge 97

Store 96 in AGE

If AGE lt 1

Store 0 in AGE

**Array:**

**Special Instructions:** Maximum value for year should be updated each year to equal the current year (found in Survey Cycle Indicator 1 on RT 4001:9-12).

**Skip Instructions:** If BIRTHDATE gt TODAY (date pulled from instrument) goto BRTHDATEYR\_CK  
Elseif BRTHDATEYR in (1890..2006) goto VFYAGE  
Elseif BRTHDATEYR eq DK goto ESTAGE  
Elseif BRTHDATEYR eq RF goto AGERNG

---

Check

## BIRTHDATEYR\_CK

Control Card.BDemoTable.BDemoDetailed.BIRTHDATEYR\_CK

---

**Description:** Error message when enter an invalid year when collecting the birth date information.

**Inherited Universe:** WEBEC ne 1 and SKIPMID ne 1

**Universe:** BIRTHDATEYR gt TODAY or\  
BIRTHDATEYR lt 1890 or\  
BIRTHDATEYR gt max value

**Universe Description:** Year entered in BIRTHDATEYR is invalid because greater than today's date or less than the min value or greater than the max value allowed

**Text:** + ^BIRTHDATEYRCK

### Check Instructions:

**Type:** Hard

**Skip Instructions:** BIRTHDATEYR

**Fills:** BIRTHDATEYRCK

**Instructions:** If BIRTHDATEYR gt TODAY fill BIRTHDATEYRCK with "Invalid entry. Birthdate entered is in the future."

**Elseif** BIRTHDATEYR lt 1890 fill BIRTHDATEYRCK with "Invalid year; year cannot be prior to 1890."

**Elseif** BIRTHDATEYR gt max value fill BIRTHDATEYRCK with "Invalid year."

---

## VFYAGE

Field

Control Card.BDemoTable.BDemoDetailed.VFYAGE

---

**Description:** Verifies date entered in BRTHDATEMO, BRTHDATEDY, and BRTHDATEYR

**Form Pane Label:** Vfy age

**SAS Name:**

**Tag Name:** VFYAGE

**Inherited Universe:** WEBEC ne 1 and SKIPMID ne 1

**Universe:** BRTHDATEYR is a valid year (i.e. 1890 to current year)

**Universe Description:** Entry in BRTHDATEYR is valid, that is between the min and max allowed value in BRTHDATYR (as well as not a date in the future)

**Question Text:** That would make ^YOU\_NAME\_CC ^AGE\_NO ^YEAR\_YEARS old^AS\_OF\_LAST\_MONTH Is that correct?

**Fills:** YOU\_NAME\_CC

**Instructions:** If L\_NO (of the person collecting demographic info for) eq RESPLINE fill YOU\_NAME\_CC with "you"

Else fill YOU\_NAME\_CC with ^NAME. (fill with the first and last name of L\_NO)

**Fills:** AGE\_NO

**Instructions:** If AGE eq 0 fill AGE\_NO with "less than 1"

Elseif AGE ge 97 fill AGE\_NO with "older than 96"

Else fill AGE\_NO with the variable AGE

**Fills:** YEAR\_YEARS

**Instructions:** IF AGE le 1 fill YEAR\_YEARS with "year"

Else fill YEAR\_YEARS with "years"

**Fills:** AS\_OF\_LAST\_MONTH

**Instructions:** If BMO eq INTMO fill AS\_OF\_LAST\_MONTH with " as of last month."

Else fill AS\_OF\_LAST\_MONTH with "."

**Type:** Enumerated

**Length:** 1

**Answer List:** TYesNo



---

Value:	Mnemonic:	Description:
1	Yes	Yes
2	No	No

---

- Don't Know
- Refuse
- Empty

- On Input
- On Output

**Store Instructions:** If VFYAGE eq 1 store calculated AGE in TAGE

If VFYAGE eq 1 and AGE lt 12 store 1 in AGER and 5 in MARITAL  
Elseif VFYAGE eq 1 and AGE in (12,13) store 2 in AGER and 5 in MARITAL  
Elseif VFYAGE eq 1 and AGE in (14,15) store 3 in AGER  
Elseif VFYAGE eq 1 and AGE in (16,17) store 4 in AGER  
Elseif VFYAGE eq 1 and 18 <= AGE <= 65 store 5 in AGER  
Elseif VFYAGE eq 1 and AGE gt 65 store 6 in AGER

**Array:**

**Special Instructions:** This item verifies the computed age. If birthdate is changed, age is computed again.

If INCSAM eq 0 then AGE in store instructions is I\_AGE from the input file.

**Skip Instructions:** If VFYAGE eq 1 and AGER ge 3 goto MARITAL  
Elseif VFYAGE eq 1 and AGER eq 2 and INTNMBR in (1,3,5,7) goto  
EDUCATIONATTAIN  
Elseif VFYAGE eq 1 and AGER eq 2 and EDUCATIONATTAIN eq 'empty' goto  
EDUCATIONATTAIN  
Elseif VFYAGE eq 1 and AGER eq 2 and INTNMBR in (2,4,6) goto  
ATTENDING SCHOOL  
Elseif VFYAGE eq 1 and AGER eq 1 and SP\_ORIGIN eq DK, RF, 'empty' goto  
SP\_ORIGIN  
Elseif VFYAGE eq 1 and AGER eq 1 and RACEWHITE eq DK, RF goto RACE  
Elseif VFYAGE eq 1 and AGER eq 1 and (RACEWHITE and RACEBLACK and  
RACEAMINDIAN and RACEASIAN and RACENATVHI and RACEOTHER) all eq  
'empty' goto RACE  
Elseif VFYAGE eq 1 and AGER eq 1 and L\_NO lt HIGHLNO and BRTHDATEYR (for  
next person) is DK,RF or 'empty' goto BRTHDATEMO  
Elseif VFYAGE eq 1 and AGER eq 1 and L\_NO lt HIGHLNO goto AGECHECK (for  
next person)  
Elseif VFYAGE eq 1 and AGER eq 1 and L\_NO eq HIGHLNO goto ROSTERREVIEW  
Elseif VFYAGE eq 2 goto BRTHDATEMO

---

## ESTAGE

Field

Control Card.BDemoTable.BDemoDetailed.ESTAGE

---

**Description:** Estimates person's age when BRTHDATEYR equals DK

**Form Pane Label:** Est age

**SAS Name:**

**Tag Name:** ESTAGE

**Inherited Universe:** WEBEC ne 1 and SKIPMID ne 1

**Universe:** BRTHDATEYR eq DK

### Universe Description:

**Question Text:** Even though you don't know ^YOUR\_NAME\_CC^NMS\_CC exact birthdate,  
^AGE\_GUESS ^HE\_SHE\_WAS\_ON ^HIS\_HER ^LAST\_BDAY

**Fills:** YOUR\_NAME\_CC

**Instructions:** If L\_NO (of the person collecting demographic info for) eq RESPLINE fill  
YOUR\_NAME\_CC with "your"  
Else fill YOUR\_NAME\_CC with ^NAME. (fill with the first and last name of  
L\_NO)

**Fills:** NMS\_CC

**Instructions:** If L\_NO (of the person collecting demographic info for) ne RESPLINE fill  
NMS\_CC with "s"  
Else leave NMS\_CC blank.

**Fills:** AGE\_GUESS

**Instructions:** If L\_NO (of the person collecting demographic info for) eq RESPLINE fill  
AGE\_GUESS with "what is your approximate age?"  
Else fill AGE\_GUESS with "what is your best guess as to how old".

**Fills:** HE\_SHE\_WAS\_ON

**Instructions:** If L\_NO (of the person collecting demographic info for) ne RESPLINE and SEX  
eq 1 fill HE\_SHE\_WAS\_ON with "he was on"  
Elseif L\_NO (of the person collecting demographic info for) ne RESPLINE and  
SEX eq 2 fill HE\_SHE\_WAS\_ON with "she was on"  
Elseif L\_NO (of the person collecting demographic info for) ne RESPLINE and  
SEX ne 1 or 2 fill HE\_SHE\_WAS\_ON with "^NAME was on" (fill ^NAME with the  
first and last name of L\_NO collecting demographic information for)  
Else leave HE\_SHE\_WAS\_ON blank

**Fills:** HIS\_HER

**Instructions:** If L\_NO (of the person collecting demographic info for) ne RESPLINE AND SEX eq 1 fill HIS\_HER with "his"  
Elseif L\_NO (of the person collecting demographic info for) ne RESPLINE AND SEX eq 2 fill HIS\_HER with "her"  
Elseif L\_NO (of the person collecting demographic info for) ne RESPLINE AND SEX ne 1, 2 fill HIS\_HER with ^NAME (fill NAME with the first and last name of L\_NO)  
Else leave HIS\_HER blank

**Fills:** LAST\_BDAY

**Instructions:** If L\_NO (of the person collecting demographic info for) ne RESPLINE fill LAST\_BDAY with "last birthday?"  
Else leave LAST\_BDAY blank

**Type:** Integer

**Length:** 2

**Min:** 0

**Max:** 96

Don't Know

Refuse

Empty

On Input

On Output

**Store Instructions:** Store ESTAGE in TAGE

If ESTAGE lt 12 store 1 in AGER and 5 in MARITAL

Elseif ESTAGE in (12,13) store 2 in AGER and 5 in MARITAL

Elseif ESTAGE in (14,15) store 3 in AGER

Elseif ESTAGE in (16,17) store 4 in AGER

Elseif 18 <= ESTAGE <= 65 store 5 in AGER

Elseif 65 < ESTAGE <=96 store 6 in AGER

**Array:**

**Skip Instructions:** If ESTAGE eq DK, RF goto AGERNG

Elseif AGER ge 3 goto MARITAL

Elseif AGER eq 2 and INTNMBR in (1,3,5,7) goto EDUCATIONATTAIN

Elseif AGER eq 2 and EDUCATIONATTAIN eq 'empty' goto EDUCATIONATTAIN

Elseif AGER eq 2 goto ATTENDINGSCHOOL

Elseif AGER eq 1 and SP\_ORIGIN eq DK, RF, 'empty' goto SP\_ORIGIN

Elseif AGER eq 1 and RACEWHITE eq DK,RF goto RACE

Elseif AGER eq 1 and (RACEWHITE and RACEBLACK and RACEAMINDIAN and  
RACEASIAN and RACENATVHI and RACEOTHER) all eq 'empty' goto RACE  
Elseif AGER eq 1 and L\_NO lt HIGHLNO AND BRTHDATEYR (for next person) eq  
DK,RF or 'empty' goto BRTHDATEMO  
Elseif AGER eq 1 and L\_NO lt HIGHLNO goto AGECHECK (for next person)  
Else goto ROSTERREVIEW

Field

**AGERNG**

Control Card.BDemoTable.BDemoDetailed.AGERNG

**Description:** Age range for person when estimated age is not known respondent's year of birth is refused

**Form Pane Label:** Age rng

**SAS Name:**

**Tag Name:** AGERNG

**Inherited Universe:** WEBEC ne 1 and SKIPMID ne 1

**Universe:** ESTAGE eq DK, RF\  
BRTHDATEYR eq RF

**Universe Description:**

**Question Text:** ^AGE\_RANGE

[\\* Read appropriate age categories.](#)

**Fills:** AGE\_RANGE

**Instructions:** If L\_NO (of the person collecting demographic info for) eq RESPLINE fill AGE\_RANGE with "Are you between 18 and 65 years old? 66 or older? Are you..."

Elseif L\_NO (of the person collecting demographic info for) ne RESPLINE fill AGE\_RANGE with "Is ^HE\_SHE\_CC a child, a teenager, or an adult? Is ^HE\_SHE\_CC..."

**Type:** Enumerated

**Length:** 1

**Answer List:** Age\_Range

Value:	Mnemonic:	Description:
1		[bold]0 - 11 years old?[n]
2		[bold]12 - 13 years old?[n]
3		[bold]14 - 15 years old?[n]
4		[bold]16 - 17 years old?[n]
5		[bold]18 - 24 years old?[n]
6		[bold]25 - 34 years old?[n]
7		[bold]35 - 49 years old?[n]
8		[bold]50 - 65 years old?[n]
9		[bold]66 years old or older?[n]

X  
 D  
 o  
  
n  
'  
  
t  
K  
n  
o  
w  
x  
R  
e  
f  
u  
s  
e  
  
Empty

On Input  
 X On Output

**Store Instructions:** If AGERNG eq 1 store 1 in AGER and 5 in MARITAL Elseif AGERNG eq 2 store 2 in AGER and 5 in MARITAL Elseif AGERNG eq 3 store 3 in AGER Elseif AGERNG eq 4 store 4 in AGER Elseif AGERNG eq 5 store 5 in AGER Elseif AGERNG eq 6 store 5 in AGER Elseif AGERNG eq 7 store 5 in AGER Elseif AGERNG eq 8 store 5 in AGER Elseif AGERNG eq 9 store 6 in AGER

**Array:**

**Skip Instructions:**

If AGERNG = DK or RF, go to AGEGRP

If 0 – 11 years old, go to SP\_ORIGIN

If 12-17 years old, go to HHPARENT

If 18+ go to MARITAL

# AGEGRP

Field

**Description:** Age category

**Form Pane Label:** AGEGRP

**SAS Name:**

**Tag Name:** AGEGRP

**Inherited Universe:**

**Universe:** AGERNG = DK or RF

**Universe Description:** Age range not known

**Question Text:** \*

Is [HE/SHE] a child, a teenager, or an adult? Is [HE/SHE]///

\*read categories

:

**Answer List:** AGEGRP

Value:	Mnemonic:	Description:
0	Child	Child 0-11 years pld
12	Youth	Youth 12-17 years old
18	Adult	Adult 18 years or older

**Store Instructions:** If AGEGRP eq 0 store 1 in AGER and 5 in MARITAL Elseif AGEGRP eq 12 store 2 in AGER and 5 in MARITAL Elseif AGEGRP eq 18 store 5 in AGER Elseif AGERNG eq 4 store 4 in AGER AGERNG eq RF store 8 in AGER Elseif AGERNG eq DK store 9 in AGER

**Skip instructions:** If 0 – 11 years old, go to SP\_ORIGIN

If 12-17 years old, go to HHPARENT

If 18+ go to MARITAL

---

## HHPARENT

---

Field

**Description:** Does child have parent in household

**Form Pane Label:** HHPARENT

**SAS Name:**

**Tag Name:** HHPARENT

**Inherited Universe:**

**Universe:** AGE 12-17

**Universe Description:** Household member age 12- 17

**Question Text:** \*

**Does ^NONHHRNAME\_CC have [another parent/guardian/a parent/guardian or parents/guardians] in this household [other than REFPRESO]?**

Reminder: a parent or guardian can be a role, rather than a relationship. The parent or guardian should be knowledgeable about the youth and be responsible for making decisions on activities like school permissions, where to live, etcetera.

**Fills:** NONHHRNAME\_CC

**Instructions:** If L\_NO (of the person collecting demographic info for) ne RESPLINE fill NONHHRNAME\_CC with ^NAME (fill with the first and last name of L\_NO) Else leave NONHHRNAME\_CC blank

**Fills:** If person already identified as son/daughter of HHMEM then "another parent" else "a parent or parents"

**Fills:** [other than REFPERSON]

If refferson identified as parent to youth, display name in refferson "other than [name/you]"

**Type:**  
**Length:**

**Answer List:** TYESNO

---

<b>Value:</b>	<b>Mnemonic:</b>	<b>Description:</b>
1	Yes	Yes
2	No	No

---

Skip instructions: IF YES AND REFPERSON IDENTIFIED AS PARENT1, GO TO HHPARENTWHO2

IF YES AND PARENT1 NOT IDENTIFIED, GO TO HHPARENTWHO1

IF NO GO TO HHPARENTCONF



---

## HHPARENTWHO1

Field

---

**Description: Who is parent**

**Form Pane Label: HHPARENTWHO1**

**SAS Name:**

**Tag Name: HHPARENTWHO1**

**Inherited Universe:**

**Universe:**

**Universe Description: YOUTH has a parent in the household who is NOT the refperson**

**Question Text:**           ✦

**Who in this household are/is ^NONHHRNAME\_CC's parent(s) or legal guardian(s)?**

**DISPLAY HH ROSTER EXCEPT ANYONE UNDER 18**

**ENTER FIRST PARENT ON THIS SCREEN; ENTER SECOND PARENT ON NEXT SCREEN IF APPLICABLE**

**Fills: NONHHRNAME\_CC**

**Instructions: If L\_NO (of the person collecting demographic info for) ne RESPLINE fill NONHHRNAME\_CC with ^NAME (fill with the first and last name of L\_NO) Else leave NONHHRNAME\_CC blank**

**Type:**  
**Length:**

Enter line item for PARENT1

Skip instructions: HHPARENTWHO2

---

## HHPARENTWHO2

Field

---

**Description: Who is parent**

**Form Pane Label: HHPARENTWHO1**

**SAS Name:**

**Tag Name: HHPARENTWHO1**

**Inherited Universe:**

**Universe:**

**Universe Description: YOUTH has a parent in the household**

**Question Text:**            +

**Who in this household is ^NONHHRNAME\_CC's other parent or legal guardian?**

**DISPLAY HH ROSTER EXCEPT ANYONE UNDER 18; DO NOT DISPLAY REFPERSON**

**; ENTER SECOND PARENT ON THIS SCEEN, IF APPLICABLE**

**Fills: NONHHRNAME\_CC**

**Instructions: If L\_NO (of the person collecting demographic info for) ne RESPLINE fill NONHHRNAME\_CC with ^NAME (fill with the first and last name of L\_NO) Else leave NONHHRNAME\_CC blank**

**Type:**  
**Length:**

Enter line item for PARENT2;

31 – No other parent

[this option only displays when the youth is not son or daughter of RefPerson]

Skip instructions: HHPARENTCONF

## HHPARENTCONF

Field

---

**Description:** Confirm parents

**Form Pane Label:** HHPARENTCONF

**SAS Name:**

**Tag Name:** HHPARENTCONF

**Inherited Universe:**

**Universe:** HHPARENT = 1

**Universe Description:**

**Question Text:**



**IF ANY PARENTS IN HH:** Just to confirm, [you/PARENT1 NAME] [and] [PARENT2 NAME] [are/is] the parent(s) or guardian(s) of [YOUTH NAME]. Is that correct?

**IF NO PARENTS IN HH:** Just to confirm, [YOUTH NAME] does not have a parent or guardian living in this household. Is that correct?

**Type:**  
**Length:**

**Answer List:** HHPARENTCONF

Value:	Mnemonic:	Description:
1	Correct	Correct
2	Not correct	Not correct

Skip instructions: IF NOT CORRECT, GO BACK TO HHPARENTWHO1;  
IF CORRECT, GO TO MARITAL;

Field

**MARITAL**

Control Card.BDemoTable.BDemoDetailed.MARITAL

**Description:** Enter new marital status for person

**Form Pane Label:** marital

**SAS Name:**

**Tag Name:** MARITAL

**Inherited Universe:** WEBEC ne 1 and SKIPMID ne 1

**Universe:** AGER ge 3

**Universe Description:**

**Question Text:** \* Enter new marital status for ^NAME\_CC

**LAST REPORTED AS:** ^MARITAL

\* If in doubt, ask:

(^AREYOU\_IS\_C ^NONHHRNAME\_CC now married, widowed, divorced, separated or ^HAVE\_YOU\_HAS\_HE\_SHE\_CC never been married?)

**Fills:** NAME\_CC

**Instructions:** Fill NAME\_CC with ^NAME. So fill NAME\_CC based on the name associated with L\_NO (of the person collecting demographic info for).

**Fills:** MARITAL

**Instructions:** If MARITAL (from input) eq 1 fill MARITAL with "Married"  
Elseif MARITAL (from input) eq 2 fill MARITAL with "Widowed"  
Elseif MARITAL (from input) eq 3 fill MARITAL with "Divorced"  
Elseif MARITAL (from input) eq 4 fill MARITAL with "Separated"  
Elseif MARITAL (from input) eq 5 fill MARITAL with "Never Married"  
Elseif MARITAL (from input) eq 9 fill MARITAL with "Don't know"  
Elseif MARITAL (from input) eq 8 fill MARITAL with "Refused"  
Else fill MARITAL with "Not Answered"

**Fills:** AREYOU\_IS\_C

**Instructions:** If L\_NO (of the person collecting demographic info for) eq RESPLINE fill AREYOU\_IS\_C with "Are you"  
Else fill AREYOU\_IS\_C with "Is"

**Fills:** NONHHRNAME\_CC

**Instructions:** If L\_NO (of the person collecting demographic info for) ne RESPLINE fill NONHHRNAME\_CC with ^NAME (fill with the first and last name of L\_NO)  
Else leave NONHHRNAME\_CC blank

**Fills:** HAVE\_YOU\_HAS\_HE\_SHE\_CC

**Instructions:** If L\_NO (of the person collecting demographic info for) eq RESPLINE fill HAVE\_YOU\_HAS\_HE\_SHE\_CC with "have you"  
Elseif L\_NO (of the person collecting demographic info for) ne RESPLINE and SEX eq 1 fill HAVE\_YOU\_HAS\_HE\_SHE\_CC with "has he"  
Elseif L\_NO (of the person collecting demographic info for) ne RESPLINE and SEX eq 2 fill HAVE\_YOU\_HAS\_HE\_SHE\_CC with "has she"  
Elseif L\_NO (of the person collecting demographic info for) ne RESPLINE and SEX ne 1 or 2 fill HAVE\_YOU\_HAS\_HE\_SHE\_CC with "has ^NAME" (fill ^NAME with the first and last name of L\_NO)

**Type:** Enumerated

**Length:** 1

**Answer List:** MARITAL

Value:	Mnemonic:	Description:
1		Married
2		Widowed
3		Divorced
4		Separated
5		Never married

- Don't Know
- Refuse
- Empty

- On Input
- On Output

**Array:**

**Skip Instructions:** If AGER eq 5, 8, 9 goto ARMEDFORCES  
Elseif INTNMBR in (1,3,5,7) goto EDUCATIONATTAIN  
Elseif EDUCATIONATTAIN is 'empty' goto EDUCATIONATTAIN  
Else goto ATTENDING SCHOOL

Field

## ARMEDFORCES

Control Card.BDemoTable.BDemoDetailed.ARMEDFORCES

**Description:** Currently in armed forces

**Form Pane Label:** Military

**SAS Name:**

**Tag Name:** ARMEDFORCES

**Inherited Universe:** WEBEC ne 1 and SKIPMID ne 1

**Universe:** AGER eq 5, 8, 9\

### Universe Description:

**Question Text:** LAST REPORTED AS: ^MILITARY

^AREYOU\_IS\_C ^NONHHRNAME\_CC now in the Armed Forces?

**Fills:** MILITARY

**Instructions:** If MILITARY (from input) eq 1 fill MILITARY with "Yes"

If MILITARY (from input) eq 2 fill MILITARY with "No"

If MILITARY (from input) eq 9 fill MILITARY with "Don't know"

If MILITARY (from input) eq 8 fill MILITARY with "Refused"

Else fill MILITARY with "Not Answered"

**Fills:** AREYOU\_IS\_C

**Instructions:** If L\_NO (of the person collecting demographic info for) eq RESPLINE fill

AREYOU\_IS\_C with "Are you"

Else fill AREYOU\_IS\_C with "Is"

**Fills:** NONHHRNAME\_CC

**Instructions:** If L\_NO (of the person collecting demographic info for) ne RESPLINE fill

NONHHRNAME\_CC with ^NAME (fill with the first and last name of L\_NO)

Else leave NONHHRNAME\_CC blank

**Type:** Enumerated

**Length:** 1

**Answer List:** TYesNo

Value:	Mnemonic:	Description:
--------	-----------	--------------

1	Yes	Yes
---	-----	-----

---

2	No	No
---	----	----

---

- Don't Know
- Refuse
- Empty

- On Input
- On Output

Array:

**Skip Instructions:** If INTNMBR in (1,3,5,7) goto EDUCATIONATTAIN  
Elseif EDUCATIONATTAIN is 'empty' goto EDUCATIONATTAIN  
Else goto ATTENDING SCHOOL

Field

## EDUCATIONATTAIN

Control Card.BDemoTable.BDemoDetailed.EDUCATIONATTAIN

**Description:** Highest grade/level of education completed

**Form Pane Label:** Education

**SAS Name:**

**Tag Name:** EDUCATIONATTAIN

**Inherited Universe:** WEBEC ne 1 and SKIPMID ne 1

**Universe:** AGER ge 2 AND EDUCATIONATTAIN eq 'empty' or \  
AGER ge 2 AND INTNMBR in (1,3,5,7)

**Universe Description:**

**Flash Card:** H\_EDUCATION

**Question Text:** <BOOK ICON>

**LAST REPORTED AS:** ^EDUCATIONATTAIN

What is the highest level of school ^YOU\_NAME\_CC completed or the highest degree ^YOU\_HE\_SHE\_CC received?

**Fills:** EDUCATIONATTAIN

**Instructions:** If EDUCATIONATTAIN (from input) eq 1 fill EDUCATIONATTAIN with "1st grade"  
If EDUCATIONATTAIN (from input) eq 2 fill EDUCATIONATTAIN with "2nd grade"  
If EDUCATIONATTAIN (from input) eq 3 fill EDUCATIONATTAIN with "3rd grade"  
If EDUCATIONATTAIN (from input) eq 4 fill EDUCATIONATTAIN with "4th grade"  
If EDUCATIONATTAIN (from input) eq 5 fill EDUCATIONATTAIN with "5th grade"  
If EDUCATIONATTAIN (from input) eq 6 fill EDUCATIONATTAIN with "6th grade"  
If EDUCATIONATTAIN (from input) eq 7 fill EDUCATIONATTAIN with "7th grade"  
If EDUCATIONATTAIN (from input) eq 8 fill EDUCATIONATTAIN with "8th grade"  
If EDUCATIONATTAIN (from input) eq 9 fill EDUCATIONATTAIN with "9th grade"  
If EDUCATIONATTAIN (from input) eq 10 fill EDUCATIONATTAIN with "10th grade"  
If EDUCATIONATTAIN (from input) eq 11 fill EDUCATIONATTAIN with "11th grade"



grade"  
If EDUCATIONATTAIN (from input) eq 12 fill EDUCATIONATTAIN with "12th grade (no diploma)"  
If EDUCATIONATTAIN (from input) eq 13 fill EDUCATIONATTAIN with "High school graduate (Diploma or equivalent)"  
If EDUCATIONATTAIN (from input) eq 14 fill EDUCATIONATTAIN with "Some college (No Degree)"  
If EDUCATIONATTAIN (from input) eq 15 fill EDUCATIONATTAIN with "Associate's degree"  
If EDUCATIONATTAIN (from input) eq 16 fill EDUCATIONATTAIN with "Bachelor's degree (e.g. BA, AB, BS)"  
If EDUCATIONATTAIN (from input) eq 17 fill EDUCATIONATTAIN with "Master's degree (e.g. MA, MS, Meng, MSW, MBA)"  
If EDUCATIONATTAIN (from input) eq 18 fill EDUCATIONATTAIN with "Professional School degree (e.g. MD, DDS, DVM, LLB, JD)"  
If EDUCATIONATTAIN (from input) eq 19 fill EDUCATIONATTAIN with "Doctorate degree (PhD, EdD)"  
If EDUCATIONATTAIN (from input) eq 20 fill EDUCATIONATTAIN with "Never attended, preschool, kindergarten"  
If EDUCATIONATTAIN (from input) eq 98 fill EDUCATIONATTAIN with "Refused"  
If EDUCATIONATTAIN (from input) eq 99 fill EDUCATIONATTAIN with "Don't know"  
Else fill EDUCATIONATTAIN with "Not answered"

Fills: YOU\_NAME\_CC

Instructions: If L\_NO (of the person collecting demographic info for) eq RESPLINE fill YOU\_NAME\_CC with "you"  
Else fill YOU\_NAME\_CC with ^NAME. (fill with the first and last name of L\_NO)

Fills: YOU\_HE\_SHE\_CC

Instructions: If L\_NO (of the person collecting demographic info for) eq RESPLINE fill YOU\_HE\_SHE\_CC with "you"  
Elseif L\_NO (of the person collecting demographic info for) ne RESPLINE AND SEX eq 1 fill YOU\_HE\_SHE\_CC with "he"  
Elseif L\_NO (of the person collecting demographic info for) ne RESPLINE AND SEX eq 2 fill YOU\_HE\_SHE\_CC with "she"  
Elseif L\_NO (of the person collecting demographic info for) ne RESPLINE AND SEX is blank fill YOU\_HE\_SHE\_CC with ^NAME. (fill with the first and last name of L\_NO)

Type: Enumerated

Length: 2

---

**Answer List: EDUCATION\_ATTAIN**

---

<b>Value:</b>	<b>Mnemonic:</b>	<b>Description:</b>
1		1st grade
2		2nd grade
3		3rd grade
4		4th grade
5		5th grade
6		6th grade
7		7th grade
8		8th grade
9		9th grade
10		10th grade
11		11th grade
12		12th grade (No diploma)
13		High school graduate (Diploma or equivalent)
14		Some college (No Degree)
15		Associate's degree
16		Bachelor's degree (e.g. BA, AB, BS)
17		Master's degree (e.g. MA, MS, Meng, MSW, MBA)
18		Professional School degree (e.g. MD, DDS, DVM, LLB, JD)
19		Doctorate degree (PhD, EdD)
20		Never attended, preschool, kindergarten

- Don't Know
- Refuse
- Empty

- On Input
- On Output

**Array:**

**Skip Instructions:** If ((TAGE eq 12 and EDUCATIONATTAIN ne 6,7,8,DK,RF) OR  
(TAGE eq 13 and EDUCATIONATTAIN ne 7,8,9,DK,RF) OR  
(TAGE eq 14 and EDUCATIONATTAIN ne 8,9,10,DK,RF) OR  
(TAGE eq 15 and EDUCATIONATTAIN ne 9,10,11,DK,RF) OR  
(TAGE eq 16 and EDUCATIONATTAIN ne 10,11,12,13,DK,RF) OR  
(TAGE eq 17 and EDUCATIONATTAIN ne 11,12,13,14,DK,RF) OR  
(TAGE eq 18 and EDUCATIONATTAIN ne 12,13,14,15,DK,RF)) goto  
EDUCATION\_CK  
Else goto ATTENDING SCHOOL



---

## ATTENDINGSCHOOL

Field

Control Card.BDemoTable.BDemoDetailed.ATTENDINGSCHOOL

---

**Description:** Currently enrolled/attending school

**Form Pane Label:** Attending school

**SAS Name:**

**Tag Name:** ATTENDINGSCHOOL

**Inherited Universe:** WEBEC ne 1 and SKIPMID ne 1

**Universe:** AGER ge 2

### Universe Description:

**Question Text:** LAST REPORTED AS: ^ATTENDINGSCHOOL

^AREYOU\_IS\_C ^NONHHRNAME\_CC currently attending or  
^REGULAR\_SCHOOL enrolled either full-time or part-time in a college or  
university, trade, or vocational school?

**Fills:** ATTENDINGSCHOOL

**Instructions:** If ATTENDINGSCHOOL (from input) eq 1 fill ATTENDINGSCHOOL with "Regular school"

If ATTENDINGSCHOOL (from input) eq 2 fill ATTENDINGSCHOOL with "College/University"

If ATTENDINGSCHOOL (from input) eq 3 fill ATTENDINGSCHOOL with "Trade school"

If ATTENDINGSCHOOL (from input) eq 4 fill ATTENDINGSCHOOL with "Vocational school"

If ATTENDINGSCHOOL (from input) eq 5 fill ATTENDINGSCHOOL with "Not enrolled in any school"

If ATTENDINGSCHOOL (from input) eq 8 fill ATTENDINGSCHOOL with "Refused"

If ATTENDINGSCHOOL (from input) eq 9 fill ATTENDINGSCHOOL with "Don't know"

Else fill ATTENDINGSCHOOL with "Not answered"

**Fills:** AREYOU\_IS\_C

**Instructions:** If L\_NO (of the person collecting demographic info for) eq RESPLINE fill AREYOU\_IS\_C with "Are you"

Else fill AREYOU\_IS\_C with "Is"

**Fills:** NONHHRNAME\_CC

**Instructions:** If L\_NO (of the person collecting demographic info for) ne RESPLINE fill

**NONHHRNAME\_CC with ^NAME (fill with the first and last name of L\_NO)  
Else leave NONHHRNAME\_CC blank**

**Fills:** REGULAR\_SCHOOL

**Instructions:** If EDUCATIONATTAIN lt 13 or eq 20 and AGE lt 20 fill REGULAR\_SCHOOL with "enrolled in a regular school such as elementary or high school or"  
Else leave REGULAR\_SCHOOL blank

**(If INTVNMBR eq 2, 4, 6 then EDUCATIONATTAIN comes from input else if INTVNMBR eq 1, 3, 5, 7 OR NEWPERS eq 1 then EDUCATIONATTAIN comes from the instrument)**

**Type:** Enumerated

**Length:** 1

**Answer List:** ATTEND\_SCHOOL

Value:	Mnemonic:	Description:
1		Regular school
2		College/University
3		Trade school
4		Vocational school
5		None of the above schools

Don't Know  
 Refuse  
 Empty

On Input  
 On Output

**Array:**

**Skip Instructions:**

**IF ATTENDINGSCHOOL = 1 OR 5 AND AGE LE 18 GO TO HOMESCHOOL**

**IF ATTENDINGSCHOOL = 2 GO TO LIVEONCAMPUS**

**IF ATTENDINGSCHOOL = 3 OR 4 GO TO ONLINESCHOOL**

---

# HOMESCHOOL

Field

---

**Description:** Homeschooled

**Form Pane Label:** HOMESCHOOL

**SAS Name:**

**Tag Name:** HOMESCHOOL

**Inherited Universe:**

**Universe:** ATTENDING SCHOOL = 1 OR 5 AND AGE LE 18

**Universe Description:** ANSWERED "REGULAR SCHOOL" OR "NONE OF THESE" IN ATTENDING SCHOOL AND 18 YEARS OLD OR YOUNGER

**Question Text:**



AREYOU\_IS\_C ^NONHHRNAME\_CC home schooled?

**Fills:** AREYOU\_IS\_C

**Instructions:** If L\_NO (of the person collecting demographic info for) eq RESPLINE fill AREYOU\_IS\_C with "Are you"

Else fill AREYOU\_IS\_C with "Is"

**Fills:** NONHHRNAME\_CC

**Instructions:** If L\_NO (of the person collecting demographic info for) ne RESPLINE fill NONHHRNAME\_CC with ^NAME (fill with the first and last name of L\_NO) Else leave NONHHRNAME\_CC blank

**Type:**

**Length:**

**Answer List:** TYESNO

---

Value:	Mnemonic:	Description:
1	Yes	Yes
2	No	No

---

Skip Instructions: SP\_ORIGIN

---

# LIVEONCAMPUS

Field

---

**Description:** Lives on campus when not at HH

**Form Pane Label:** LIVEONCAMPUS

**SAS Name:**

**Tag Name:** LIVEONCAMPUS

**Inherited Universe:**

**Universe:** ATTENDINGSCHOOL = 2

**Universe Description:** ANSWERED "COLLEGE/UNIVERSITY" IN ATTENDINGSCHOOL

**Question Text:**



DOYOU\_DOES\_C ^NONHHRNAME\_CC live on campus when not staying here?

**Fills:** DOYOU\_DOES\_C

**Instructions:** If L\_NO (of the person collecting demographic info for) eq RESPLINE fill AREYOU\_IS\_C with "Do you"

Else fill AREYOU\_IS\_C with "Does"

**Fills:** NONHHRNAME\_CC

**Instructions:** If L\_NO (of the person collecting demographic info for) ne RESPLINE fill NONHHRNAME\_CC with ^NAME (fill with the first and last name of L\_NO) Else leave NONHHRNAME\_CC blank

**Type:**

**Length:**

**Answer List:** LIVEONCAMPUS

---

Value:	Mnemonic:	Description:
1	Campus Student	Campus Student
2	Not Campus Student	Not Campus Student

---

Skip Instruction: ONLINESCHOOL

---

## ONLINESCHOOL

Field

---

**Description:** Goes to school online

**Form Pane Label:** ONLINESCHOOL

**SAS Name:**

**Tag Name:** ONLINESCHOOL

**Inherited Universe:**

**Universe:** ATTENDINGSCHOOL = 2, 3, or 4 and AGE 18+

**Universe Description:** ANSWERED "COLLEGE/UNIVERSITY" OR "TRADE SCHOOL" OR "VOCATIONAL SCHOOL" IN ATTENDINGSCHOOL AND 18 YEARS OLD OR OLDER

**Question Text:**



DOYOU\_DOES\_C ^NONHHRNAME\_CC go to a school, or does {he/she} attend online?

**Fills:** DOYOU\_DOES\_C

**Instructions:** If L\_NO (of the person collecting demographic info for) eq RESPLINE fill AREYOU\_IS\_C with "Do you"

Else fill AREYOU\_IS\_C with "Does"

**Fills:** NONHHRNAME\_CC

**Instructions:** If L\_NO (of the person collecting demographic info for) ne RESPLINE fill NONHHRNAME\_CC with ^NAME (fill with the first and last name of L\_NO) Else leave NONHHRNAME\_CC blank

**Fills:** DISPLAY: "he" if SEX = 1, "she" if SEX=2, else display [person name]

**Type:**

**Length:**

**Answer List:** ONLINESCHOOL

---

Value:	Mnemonic:	Description:
1	Goes to school	Goes to school
2	Attends online	Attends online
3	Both	Both

---



Skip instructions: SP\_ORIGIN

---

## SP\_ORIGIN

Field

Control Card.BDemoTable.BDemoDetailed.SP\_ORIGIN

---

**Description:** Hispanic origin

**Form Pane Label:** Sp. origin

**SAS Name:**

**Tag Name:** SP\_ORIGIN

**Inherited Universe:** WEBEC ne 1 and SKIPMID ne 1

**Universe:** ORIGIN eq 'empty' OR \  
ORIGIN eq DK, RF (on input)

**Universe Description:**

**Flash Card:** H\_ORIGIN

**Question Text:** <BOOK ICON>

^AREYOU\_IS\_C ^NONHHRNAME\_CC Spanish, Hispanic, or Latino?

**Fills:** AREYOU\_IS\_C

**Instructions:** If L\_NO (of the person collecting demographic info for) eq RESPLINE fill  
AREYOU\_IS\_C with "Are you"  
Else fill AREYOU\_IS\_C with "Is"

**Fills:** NONHHRNAME\_CC

**Instructions:** If L\_NO (of the person collecting demographic info for) ne RESPLINE fill  
NONHHRNAME\_CC with ^NAME (fill with the first and last name of L\_NO)  
Else leave NONHHRNAME\_CC blank

**Type:** Enumerated

**Length:** 1

**Answer List:** TYesNo

---

Value:	Mnemonic:	Description:
1	Yes	Yes
2	No	No

---

- Don't Know
- Refuse
- Empty

On Input  
 On Output

Array:

**Skip Instructions:** If RACEWHITE eq DK, RF goto RACE  
Elseif (RACEWHITE and RACEBLACK and RACEAMINDIAN and RACEASIAN and  
RACENATVHI AND RACEOTHER) all eq 'empty' goto RACE  
Elseif L\_NO lt HIGHLNO AND BIRTHDATEYR (for next person) eq DK,RF or 'empty'  
goto BRTHDATEMO (for next person)  
Elseif L\_NO lt HIGHLNO goto AGECHECK (for next person)  
Else goto ROSTERREVIEW

---

## RACE

Field

Control Card.BDemoTable.BDemoDetailed.RACE

---

**Description:** Race

**Form Pane Label:** Race

**SAS Name:**

**Tag Name:** RACE

**Inherited Universe:** WEBEC ne 1 and SKIPMID ne 1

**Universe:** RACE eq DK, RF, or 'empty'

### Universe Description:

**Flash Card:** H\_RACE

**Question Text:** <BOOK ICON>

- \*  
\* Do not probe.  
\*

Please choose one or more races that ^YOU\_NAME\_CC  
^CONSIDER\_CONSIDERS ^YOURSELF\_HIMSELF\_HERSELF\_CC to be.

**Fills:** YOU\_NAME\_CC

**Instructions:** If L\_NO (of the person collecting demographic info for) eq RESPLINE fill  
YOU\_NAME\_CC with "you"  
Else fill YOU\_NAME\_CC with ^NAME. (fill with the first and last name of L\_NO)

**Fills:** YOURSELF\_HIMSELF\_HERSELF\_CC

**Instructions:** If L\_NO (of the person collecting demographic info for) eq RESPLINE fill  
YOURSELF\_HIMSELF\_HERSELF\_CC with "yourself"  
Elseif L\_NO (of the person collecting demographic info for) ne RESPLINE AND  
SEX eq 1 fill YOURSELF\_HIMSELF\_HERSELF\_CC with "himself"  
Elseif L\_NO (of the person collecting demographic info for) ne RESPLINE AND  
SEX eq 2 fill YOURSELF\_HIMSELF\_HERSELF\_CC with "herself"  
Elseif L\_NO (of the person collecting demographic info for) ne RESPLINE AND  
SEX ne 1 or 2 fill YOURSELF\_HIMSELF\_HERSELF\_CC with ^NAME. (fill with the  
first and last name of L\_NO)

**Fills:** CONSIDER\_CONSIDERS

**Instructions:** If L\_NO (of the person collecting demographic info for) eq RESPLINE fill  
CONSIDER\_CONSIDERS with "consider" Elseif L\_NO (of the person collecting  
demographic info for) ne RESPLINE fill CONSIDER\_CONSIDERS with

**"considers"**

**Type:** Set

**Max Number of Values:**

**Length:** 1

**Answer List:** Race

Value:	Mnemonic:	Description:
1		White [BOLD]
2		Black or African American [BOLD]
3	Am Ind/AK Nat	American Indian or Alaska Native [BOLD]
4		Asian [BOLD]
5		Native Hawaiian or Other Pacific Islander [BOLD]
6		Other - Specify

- Don't Know
- Refuse
- Empty

- On Input
- On Output

**Array:**

**Special Instructions:** This is an Editing/Coding instrument item.  
(May need to display the entire pre-demos grid for the Editing/Coding instrument, and shade all items except RACE and RACE\_SPECIFY.

Although "RACE" is part of the editing/coding instrument, this specific screen/grid is not 03-10-06.

**Skip Instructions:** If RACE eq 6 goto RACE\_SPECIFY  
Elseif L\_NO lt HIGHLNO and BRTHDATEYR (for next person) eq DK,RF or 'empty'  
goto BRTHDATEMO (for next person)  
Elseif L\_NO lt HIGHLNO goto AGECHECK (for next person)  
Else goto ROSTERREVIEW

---

## RACE\_SPECIFY

Field

Control Card.BDemoTable.BDemoDetailed.RACE\_SPECIFY

---

**Description:** Other Race Specify

**Form Pane Label:** Race\_Specify

**SAS Name:**

**Tag Name:** RACE\_SPECIFY

**Inherited Universe:** WEBEC ne 1 and SKIPMID ne 1

**Universe:** RACE eq 6 and RACE\_I ne 6

### Universe Description:

**Question Text:** [+ Specify the other race for this person.](#)

**Type:** String

**Length:** 35

- Don't Know
- Refuse
- Empty

- On Input
- On Output

**Array:**

**Special Instructions:** This ITEM is a non editable field in the Editing/Coding instrument.

(May need to display the entire pre-demos grid for the Editing/Coding instrument, and shade all items except RACE)

**Skip Instructions:** If L\_NO lt HIGHLNO and BRTHDATEYR (for the next person) eq DK,RF or 'empty'

goto BRTHDATEMO (for next person)

Elseif L\_NO lt HIGHLNO goto AGECHECK (for next person)

Else goto ROSTERREVIEW

Field

## ROSTERREVIEW

Control Card.BDemoTable.ROSTERREVIEW

**Description:** Proceed or change something

**Form Pane Label:** Roster review

**SAS Name:**

**Tag Name:** ROSTERREVIEW

**Inherited Universe:** WEBEC ne 1 and SKIPMID ne 1

**Universe:** INCSAM eq 0,1

### Universe Description:

**Question Text:** [+ Review all categories](#)  
[+ Is this information correct?](#)

LN	NAME	REL	AGE	SEX	MARITAL	STATUS
^L_NO	^NAME	^REL	^AGS	^SEX_C	^MARITAL	^PNEED

**Fills:** L\_NO

**Instructions:** Fill L\_NO based on the variable L\_NO from the instrument

**Fills:** NAME

**Instructions:** Fill NAME with the variable NAME (combines FNAME<>LNAME).

**Fills:** REL

**Instructions:** If RELREF eq 11 fill REL with "Husband"  
Elseif RELREF eq 12 fill REL with "Wife"  
Elseif RELREF eq 13 fill REL with "Son"  
Elseif RELREF eq 14 fill REL with "Daughtr"  
Elseif RELREF eq 15 fill REL with "Father"  
Elseif RELREF eq 16 fill REL with "Mother"  
Elseif RELREF eq 17 fill REL with "Brother"  
Elseif RELREF eq 18 fill REL with "Sister"  
Elseif RELREF eq 19 fill REL with "Oth Rel"  
Elseif RELREF eq 20 fill REL with "Non Rel"  
Elseif RELREF eq 21 fill REL with "Ref Per"

**Fills:** AGS

**Instructions:** If AGE eq RF or AGERNG eq RF fill AGS with "Ref"  
If AGE eq DK or AGERNG eq DK fill AGS with "DK"  
If AGERNG eq 1 fill AGS with "0-11"

If AGERNG eq 2 fill AGS with "12-13"  
If AGERNG eq 3 fill AGS with "14-15"  
If AGERNG eq 4 fill AGS with "16-17"  
If AGERNG eq 5 fill AGS with "18-65"  
If AGERNG eq 6 fill AGS with "66+"  
Else fill AGS with (the variable) AGE

Fills: SEX\_C

Instructions: If SEX eq 1 fill SEX\_C with "M"  
Elseif SEX eq 2 fill SEX\_C with "F"  
Else fill SEX\_C with "D"

Fills: MARITAL

Instructions: If MARITAL (from input) eq 1 fill MARITAL with "Married"  
Elseif MARITAL (from input) eq 2 fill MARITAL with "Widowed"  
Elseif MARITAL (from input) eq 3 fill MARITAL with "Divorced"  
Elseif MARITAL (from input) eq 4 fill MARITAL with "Separated"  
Elseif MARITAL (from input) eq 5 fill MARITAL with "Never Married"  
Elseif MARITAL (from input) eq 9 fill MARITAL with "Don't know"  
Elseif MARITAL (from input) eq 8 fill MARITAL with "Refused"  
Else fill MARITAL with "Not Answered"

Fills: PNEED

Instructions: If PELIG eq 1 fill PNEED with "NEED SELF"  
Elseif PELIG eq 3 fill PNEED with "NEED PROXY"  
Elseif PELIG eq 4 fill PNEED with "Partial-Int"  
If PELIG eq 5 and NONINTFLAG eq 1 fill PNEED with "Ref by other"  
Elseif PELIG eq 5 fill PNEED with "REFUSED"  
Elseif PELIG eq 6 fill PNEED with "DONE-Int"  
Elseif PELIG eq 7 fill PNEED with "DONE-Nonint"  
Elseif PELIG eq 8 fill PNEED with "Under 12"  
Elseif DELUNDEL eq 1 fill PNEED with "\*\*Moved Out"  
Elseif DELUNDEL eq 2 fill PNEED with "\*\*Deleted"  
Elseif DELUNDEL eq 3 fill PNEED with "\*\*Deceased"  
Elseif PELIG eq 9 fill PNEED with "Nonmember"

Type: Enumerated

Length: 1

Answer List: TYesNo

---

Value:	Mnemonic:	Description:
--------	-----------	--------------

---



---

1	Yes	Yes
2	No	No

---

- Don't Know
- Refuse
- Empty

- On Input
- On Output

**Store Instructions:** If ROSTERREVIEW eq 1 store 1 in ROS\_FLG  
If ROSTERREVIEW eq 2 reset ROSTERREVIEW

The following instructions in the brackets are not needed since these store are done elsewhere:

[If ROSTERREVIEW eq 1 AND PELIG eq 1 store 2 in SELFPROXY  
If ROSTERREVIEW eq 1 AND MEMBER eq 1 AND AGER eq 1 store 8 in PELIG  
Elseif ROSTERREVIEW eq 1 AND MEMBER eq 1 AND AGER ge 2 store 1 in PELIG  
Elseif ROSTERREVIEW eq 1 AND MEMBER eq 2 AND DELUNDEL eq 1 store 9 in PELIG  
Elseif ROSTERREVIEW eq 1 AND MEMBER eq 3 AND DELUNDEL eq 3 store 9 in PELIG  
Elseif ROSTERREVIEW eq 1 AND MEMBER eq 2 store 9 in PELIG]

Store the total number of people on the roster with PELIG eq 1 in TOTPELIG

**Array:**

**Skip Instructions:** If ROSTERREVIEW eq 1 and MEMBER ne 1 (for Reference Person/L\_NO whose REL eq 21) goto EXITCCREFPER\_CHK

Elseif ROSTERREVIEW eq 1 and no L\_NO (with a MEMBER eq 1) has a REL eq 21 (no one is selcted as the Reference Person) goto EXITCCREFPER\_CHK

Elseif ROSTERREVIEW eq 1 and two line numbers have a REL eq 21 (there are two persons selected as the Reference Person) goto EXITCCTWOREFFPER\_CHK

Elseif ROSTERREVIEW eq 1 goto BUSINESS

Else goto WHOTOCHANGE

---

## EXITCCREFPER\_CK

Check

Control Card.BDemoTable.EXITCCREFPER\_CK

---

**Description:** Hard edit check to identify situation where there is an invalid or no reference person.

**Inherited Universe:** WEBEC ne 1 and SKIPMID ne 1

**Universe:** ROSTERREVIEW eq 1 and \  
((the Line Number whose REL eq 21 and has a MEMBER ne 1) or (no one has a REL  
eq 21))

**Universe Description:** Attempting to exit the DemoTable (Control Card) without a valid reference person because the Reference Person is not a household member or no one has been selected as the Reference Person.

- Text:** ♦ You need to select a reference person who is a household member.
- ♦ Move to the HHLDCOVERAGE screen and enter 1 to modify the household roster.
  - ♦ Then move to the "RELATION" column and enter 21 for the reference person.
  - ♦ If necessary, update the relationships of all household members to the reference person.

**Check Instructions:**

**Type:** Hard

**Skip Instructions:** ROSTERREVIEW

---

Check

**EXITCCTWOREFFPER\_CK**  
Control Card.BDemoTable.EXITCCTWOREFFPER\_CK

---

**Description:** Hard edit check to identify situation where two persons are selected as the reference person.

**Inherited Universe:** WEBEC ne 1 and SKIPMID ne 1

**Universe:** ROSTERREVIEW eq 1 and there are two Line Numbers whose REL eq 21

**Universe Description:** Attempting to exit the DemosTable (Control Card) without a valid reference person because there are two people selected as the Reference Person.

**Text:** ♦ You cannot have 2 people selected as the reference person.

♦ Move to the HHLDCOVERAGE screen and enter 1 to modify the household roster.

♦ Then move to the "RELATION" column and enter 21 for the reference person.

♦ If necessary, update the relationships of all household members to the reference person.

**Check Instructions:**

**Type:** Hard

**Skip Instructions:** ROSTERREVIEW

---

## VALIDHHR\_CK

Check

Control Card.BDemoTable.VALIDHHR\_CK

---

**Description:** Hard edit check for when RESPLINE is a line number for a person who is not an eligible Household Respondent. It should be onpath after FR completes the BDemoDetailed block and before exiting out of the Control Card block.

**Inherited Universe:** WEBEC ne 1 and SKIPMID ne 1

**Universe:** (RESPLINE AND \  
MEMBER eq 2 or\  
MEMBER eq 1 AND (AGE lt 17 or AGER le 3) or\  
MEMBER eq 1 AND AGE eq 17 AND REL ne 11 or 12)\

**Universe Description:** FR has completed collecting/updating the demographic information for the household and the HHR is not valid because they are not a household member or not eligible (i.e. under 18 and do not meet the requirements).

**Text:** \* You have not selected a valid household respondent. The current household respondent is either not a member or does not meet the age requirements to be the household respondent.

\* Click on the "Suppress" button and return to question 'Pick HHResp' and select a valid Household Respondent

**Check Instructions:** These specs may need to be modified based on the functionality in the instrument. When the FR completes updating the roster in the "BDemoDetailed" block and RESPLINE is not valid, this hard edit check should appear. I think ideally, the "Goto" button would take the respondent to the New\_HHR tab to select a valid HHR.

However, if this is not possible then we'll need to modify the FR instructions to inform them that they will need to manually click on the New\_HHR tab to fix this error.

04.24.09 modified specs to have the FR manually goto New\_HHR Tab.

**Type:** Hard

**Skip Instructions:** The FR will need to go back to 'Pick HHResp' in order to fix the problem.

If "Close" or "Goto" buttons are selected, return to ROSTERREVIEW

---

Block

**BDemoChange**  
Control Card.BDemoTable.BDemoChange

---

**Description:** Change Membership, Name, Relationship, Sex, or Add/Delete/Undelete People -  
Household Roster

**Tab Name:**  
**Fly Over Name:**  
**Universe Type:** If

**Inherited Universe:** WEBEC ne 1 and SKIPMID ne 1

**Universe:**

**Universe Description:**

**Array:**

**Block Instructions:**

# WHOTOCHANGE

Field

Control Card.BDemoTable.BDemoChange.WHOTOCHANGE

**Description:** Who needs change?

**Form Pane Label:** Who to change

**SAS Name:**

**Tag Name:** WHOTOCHANGE

**Inherited Universe:** WEBEC ne 1 and SKIPMID ne 1

**Universe:** ROSTERREVIEW eq 2

## Universe Description:

**Question Text:** [✦ Enter the line number of the person requiring a change.](#)

**Type:** Enumerated

**Length:** 2

**Answer List:** NAMECHECK\_LNS

Value:	Mnemonic:	Description:
01		^L_NO ^NAME
02		^L_NO ^NAME
03		^L_NO ^NAME
04		^L_NO ^NAME
05		^L_NO ^NAME
06		^L_NO ^NAME
07		^L_NO ^NAME
08		^L_NO ^NAME
09		^L_NO ^NAME
10		^L_NO ^NAME
11		^L_NO ^NAME
12		^L_NO ^NAME
13		^L_NO ^NAME
14		^L_NO ^NAME
15		^L_NO ^NAME
16		^L_NO ^NAME
17		^L_NO ^NAME
18		^L_NO ^NAME
19		^L_NO ^NAME
20		^L_NO ^NAME

---

---

21	^L_NO ^NAME
22	^L_NO ^NAME
23	^L_NO ^NAME
24	^L_NO ^NAME
25	^L_NO ^NAME
26	^L_NO ^NAME
27	^L_NO ^NAME
28	^L_NO ^NAME
29	^L_NO ^NAME
30	^L_NO ^NAME

---

---

- Don't Know
- Refuse
- Empty

- On Input
- On Output

Array:

**Special Instructions:** The answer list should only consist of persons with MEMBER eq 1.

Need to add edit check for an invalid line number.

**Skip Instructions:** If WHOTOCHANGE gt HIGHLINENO display error "Invalid line number"  
Elseif WHOTOCHANGE in (01..30) goto WHATFIX

---

## WHATFIX

Field

Control Card.BDemoTable.BDemoChange.WHATFIX

---

**Description:** Type of change needed for the line number entered in WHOTOCHANGE

**Form Pane Label:** What fix

**SAS Name:**

**Tag Name:** WHATFIX

**Inherited Universe:** WEBEC ne 1 and SKIPMID ne 1

**Universe:** WHOTOCHANGE eq 01-30

### Universe Description:

**Question Text:** HOUSEHOLD RESPONDENT: ^HHR  
REFERENCE PERSON: ^REFPERSON\_NAME

\* What change is needed?

LN	NAME	REL	AGE	SEX	MARITAL
^L_NO	^NAME	^REL	^AGS	^SEX_C	^MARITAL

**Fills:** HHR

**Instructions:** Fill HHR with the value in the variable RESPNAME

**Fills:** REFPERSON\_NAME

**Instructions:** Fill REFPERSON\_NAME with name of reference person (L\_NO eq SUM\_REFPER or can use REL\_REF eq 21)

**Fills:** L\_NO

**Instructions:** Fill L\_NO based on the variable L\_NO from the instrument

**Fills:** NAME

**Instructions:** Fill NAME with the variable NAME (combines FNAME<>LNAME).

**Fills:** REL

**Instructions:** If RELREF eq 11 fill REL with "Husband"  
Elseif RELREF eq 12 fill REL with "Wife"  
Elseif RELREF eq 13 fill REL with "Son"  
Elseif RELREF eq 14 fill REL with "Daughtr"  
Elseif RELREF eq 15 fill REL with "Father"  
Elseif RELREF eq 16 fill REL with "Mother"



Elseif RELREF eq 17 fill REL with "Brother"  
Elseif RELREF eq 18 fill REL with "Sister"  
Elseif RELREF eq 19 fill REL with "Oth Rel"  
Elseif RELREF eq 20 fill REL with "Non Rel"  
Elseif RELREF eq 21 fill REL with "Ref Per"

**Fills: AGS**

**Instructions:** If AGE eq RF or AGERNG eq RF fill AGS with "Ref"  
If AGE eq DK or AGERNG eq DK fill AGS with "DK"  
If AGERNG eq 1 fill AGS with "0-11"  
If AGERNG eq 2 fill AGS with "12-13"  
If AGERNG eq 3 fill AGS with "14-15"  
If AGERNG eq 4 fill AGS with "16-17"  
If AGERNG eq 5 fill AGS with "18-65"  
If AGERNG eq 6 fill AGS with "66+"  
Else fill AGS with (the variable) AGE

**Fills: SEX\_C**

**Instructions:** If SEX eq 1 fill SEX\_C with "M"  
Elseif SEX eq 2 fill SEX\_C with "F"  
Else fill SEX\_C with "D"

**Fills: MARITAL**

**Instructions:** If MARITAL (from input) eq 1 fill MARITAL with "Married"  
Elseif MARITAL (from input) eq 2 fill MARITAL with "Widowed"  
Elseif MARITAL (from input) eq 3 fill MARITAL with "Divorced"  
Elseif MARITAL (from input) eq 4 fill MARITAL with "Separated"  
Elseif MARITAL (from input) eq 5 fill MARITAL with "Never Married"  
Elseif MARITAL (from input) eq 9 fill MARITAL with "Don't know"  
Elseif MARITAL (from input) eq 8 fill MARITAL with "Refused"  
Else fill MARITAL with "Not Answered"

**Type:** Set

**Max Number of Values:**

**Length:** 2

**Answer List:** RV\_WHATFIX

---

<b>Value:</b>	<b>Mnemonic:</b>	<b>Description:</b>
1	Name	Name
2	Relationship	Relationship

---

---

3	Date of Birth	Date of Birth
4	Sex	Sex
5	Marital	Marital Status

---

- Don't Know
- Refuse
- Empty

- On Input
- On Output

Array:

**Skip Instructions:** (NEED TO CORRECT THIS BASED ON ANSWER LIST TO WHATFIX)

```
If WHATFIX eq 1 goto CHNG_NAMEFIRST
If WHATFIX eq 2 and WHOTOCHANGE eq SUM_REFPER display error "Can't
change the reference person's relationship"
Else goto CHNG_REL
If WHATFIX eq 3 goto CHNG_BRTHDATEMO
If WHATFIX eq 4 goto CHNG_SEX
If WHATFIX eq 5 and WHOTOCHANGE eq L_NO for person with AGER le 2 display
error message "Person is 14 years old or younger; can't change their marital status"
Elseif WHATFIX eq 5 goto CHNG_MARITAL
Else goto ROSTERREVIEW
```

Field

## CHNG\_NAMEFIRST

Control Card.BDemoTable.BDemoChange.CHNG\_NAMEFIRST

**Description:** Change first name of person\  
\

**Form Pane Label:** First name

**SAS Name:**

**Tag Name:** CHNG\_NAMEFIRST

**Inherited Universe:** WEBEC ne 1 and SKIPMID ne 1

**Universe:** WHATFIX eq 1

### Universe Description:

**Question Text:** OLD FIRST NAME: ^OLDFIRSTNAME  
OLD LAST NAME: ^OLDLASTNAME

- \* Enter corrected first name.
- \* Press the enter key if no change to first name.

**Fills:** OLDFIRSTNAME

**Instructions:** Fill OLDFIRSTNAME with FNAME

**Fills:** OLDLASTNAME

**Instructions:** Fill OLDLASTNAME with LNAME

**Type:** String

**Length:** 20

- Don't Know
- Refuse
- Empty

- On Input
- On Output

**Store Instructions:** If CHNG\_NAMEFIRST eq "empty" store ^OLDFIRSTNAME in CHNG\_NAMEFIRST

**Array:**

**Special Instructions:** Display first and last names but grey out last name on this screen (and first name on screen to correct last name screen, ie, the screen following this one)

**Skip Instructions:** CHNG\_NAMELAST

---

## CHNG\_NAMELAST

Field

Control Card.BDemoTable.BDemoChange.CHNG\_NAMELAST

---

**Description:** Change last name of person

**Form Pane Label:** Last name

**SAS Name:**

**Tag Name:** CHNG\_NAMELAST

**Inherited Universe:** WEBEC ne 1 and SKIPMID ne 1

**Universe:** WHATFIX eq 1

### Universe Description:

**Question Text:** FIRST NAME: ^OLDFIRSTNAME  
OLD LAST NAME : ^OLDLASTNAME

- \* Enter corrected last name.
- \* Press the enter key if no change to last name.

**Fills:** OLDFIRSTNAME

**Instructions:** Fill OLDFIRSTNAME with FNAME

**Fills:** OLDLASTNAME

**Instructions:** Fill OLDLASTNAME with LNAME

**Type:** String

**Length:** 20

- Don't Know
- Refuse
- Empty

- On Input
- On Output

**Store Instructions:** If CHNG\_LASTNAME eq "empty" store ^OLDLASTNAME in CHNG\_NAMELAST  
Store CHNG\_NAMEFIRST and CHNG\_NAMELAST in NAME

If WHOTOCHANGE eq RESPLINE store NAME in RESPNAME (see special instructions for more information about creating the variable name)

\*\*\*NOT SURE ABOUT THIS STORE, MAY HAVE BEEN LEFT OVER FROM CASES\*\*\*

IF HHLDCOVERAGE eq "empty" then reset NAMECHECK

Array:

**Special Instructions:** Display first and last but grey out first name on this screen (and last name on previous screen to correct first name screen)

Make NAME from CHNG\_NAMEFIRST and CHNG\_NAMELAST (separate with a space)

**Skip Instructions:** If WHATFIX eq 2 and WHOTOCHANGE eq SUM\_REFPER display error "Can't change the reference person's relationship"  
Else goto CHNG\_REL  
Elseif WHATFIX eq 3 goto CHNG\_BRTHDATEMO  
Elseif WHATFIX eq 4 goto CHNG\_SEX  
If WHATFIX eq 5 and WHOTOCHANGE eq L\_NO for person with AGER le 2 display error message "Person is 14 years old or younger; can't change their marital status"  
Elseif WHATFIX eq 5 goto CHNG\_MARITAL  
Else goto ANY\_OTHERCHNG

---

## CHNG\_REL

Field

Control Card.BDemoTable.BDemoChange.CHNG\_REL

---

**Description:** Change relationship

**Form Pane Label:** Relation

**SAS Name:**

**Tag Name:** CHNG\_REL

**Inherited Universe:** WEBEC ne 1 and SKIPMID ne 1

**Universe:** WHATFIX eq 2

### Universe Description:

**Question Text:** [+ Ask if necessary.](#)

What is ^YOUR\_NAME\_CC^NMS\_CC relationship to ^REFPERSON?

**Fills:** YOUR\_NAME\_CC

**Instructions:** If L\_NO (of the person collecting demographic info for) eq RESPLINE fill YOUR\_NAME\_CC with "your"  
Else fill YOUR\_NAME\_CC with ^NAME. (fill with the first and last name of L\_NO)

**Fills:** NMS\_CC

**Instructions:** If L\_NO (of the person collecting demographic info for) ne RESPLINE fill NMS\_CC with "s"  
Else leave NMS\_CC blank.

**Fills:** REFPERSON

**Instructions:** If RESPLINE (or SUM\_HHRESP) = SUM\_REFPER fill REFPERSON with "you"  
Else fill REFPERSON with NAME where L\_NO eq SUM\_REFPER (or can use REL\_REF eq 21)

(the fill should display the first and last name of the reference person if the HHR is not the same person as the reference person, or "you" if the HHR is the same person as the reference person)

**Type:** Enumerated

**Length:** 2

**Answer List:** RELATIONSHIP

Value:	Mnemonic:	Description:
11		Husband
12		Wife
13		Son
14		Daughter
15		Father
16		Mother
17		Brother
18		Sister
19		Other relative
20		Nonrelative

- Don't Know
- Refuse
- Empty

- On Input
- On Output

**Store Instructions:** Store CHNG\_REL in RELATIONSHIP

**Array:**

**Skip Instructions:** If RELATIONSHIP eq 11 and RELATIONSHIP eq 11 (for another person) or if RELATIONSHIP eq 12 and RELATIONSHIP eq 12 (for another person) goto CHG\_SPOUSE\_CHECK  
Elseif RELATIONSHIP eq 15 and RELATIONSHIP eq 15 ( for another person) or if RELATIONSHIP eq 16 and RELATIONSHIP eq 16 (for another person) goto CHG\_PARENT\_CHECK  
Elseif WHATFIX eq 3 goto CHNG\_BDAYMO  
Elseif WHATFIX eq 4 goto CHNG\_SEX  
Elseif WHATFIX eq 5 and WHOTOCHANGE eq L\_NO (for person with AGER le 2) display error message "Person is 14 years old or younger; can't change their marital status"  
Elseif WHATFIX eq 5 goto CHNG\_MARITAL  
Else goto ANY\_OTHERCHNG

---

## CHG\_SPOUSE\_CHECK

Check

Control Card.BDemoTable.BDemoChange.CHG\_SPOUSE\_CHECK

---

**Description:** More than one "husband" selected as relationship to reference person or more than one "wife" selected as relationship to reference person.

**Inherited Universe:** WEBEC ne 1 and SKIPMID ne 1

**Universe:** CHNG\_REL eq 11 and RELATIONSHIP eq 11( for another person) or CHNG\_REL eq 12 and RELATIONSHIP eq 12( for another person)

**Universe Description:** More than one "husband" selected as relationship to reference person or More than one "wife" selected as relationship to reference person.

**Text:** ♦ You entered more than one ^HUSBANDWIFE as a relationship to the reference person. Go back to CHG\_REL and correct the relationship if necessary.

### Check Instructions:

**Type:** Soft

**Skip Instructions:** If "SUPPRESS" and RELATIONSHIP eq 11 and RELATIONSHIP eq 11 (for another person) or if RELATIONSHIP eq 12 and RELATIONSHIP eq 12 (for another person) goto CHG\_HUSBWIFE\_CHECK  
Elseif "SUPPRESS" and RELATIONSHIP eq 15 and RELATIONSHIP eq 15 (for another person) or if RELATIONSHIP eq 16 and RELATIONSHIP eq 16 (for another person) goto CHG\_PARENT\_CHECK  
Elseif "SUPPRESS" and WHATFIX eq 3 goto CHNG\_BRTHDATEMO  
Elseif "SUPPRESS" and WHATFIX eq 4 goto CHNG\_SEX  
Elseif "SUPPRESS" and WHATFIX eq 5 and WHOTOCHANGE eq L\_NO (for person with AGER le 2) display error message "Person is 14 years old or younger; can't change their marital status"  
Elseif "SUPPRESS" and WHATFIX eq 5 goto CHNG\_MARITAL  
Elseif "SUPPRESS" goto ANY\_OTHERCHNG  
Else goto CHG\_REL ['goto' is selected]

**Fills:** HUSBANDWIFE

**Instructions:** If RELATIONSHIP or CHNG\_REL eq 11 fill HUSBANDWIFE with "husband"  
Elseif RELATIONSHIP or CHNG\_REL eq 12 fill HUSBANDWIFE with "wife"



Check

## CHG\_HUSBWIFE\_CHECK

Control Card.BDemoTable.BDemoChange.CHG\_HUSBWIFE\_CHECK

**Description:** Husband (or wife) changed as relationship to reference person when there is already a wife (or husband) selected as relationship to reference person for another person.

**Inherited Universe:** WEBEC ne 1 and SKIPMID ne 1

**Universe:** CHG\_RELATIONSHIP eq 11 and RELATIONSHIP eq 12 (for another person) or  
CHG\_RELATIONSHIP eq 12 and RELATIONSHIP eq 11 (for another person)

**Universe Description:** Husband changed as relationship to reference person and Wife already is a relationship for another person or wife changed as relationship to reference person and husband already is a relationship for another person

**Text:** ♦ You entered ^HUSBANDWIFE when another person on the roster is listed as the ^HUSBWIFEALREADY of the reference person. Go back to CHNG\_REL and correct.

### Check Instructions:

**Type:** Hard

**Skip Instructions:** CHNG\_REL

**Fills:** HUSBANDWIFE

**Instructions:** If RELATIONSHIP or CHNG\_REL eq 11 fill HUSBANDWIFE with "husband"  
Elseif RELATIONSHIP or CHNG\_REL eq 12 fill HUSBANDWIFE with "wife"

**Fills:** HUSBWIFEALREADY

**Instructions:** If RELATIONSHIP or CHNG\_REL eq 11 fill HUSBWIFEALREADY with "wife"  
Elseif RELATIONSHIP or CHNG\_REL eq 12 fill HUSBWIFEALREADY with "husband"

---

## CHG\_PARENT\_CHECK

Check

Control Card.BDemoTable.BDemoChange.CHG\_PARENT\_CHECK

---

**Description:** More than one "father" or more than one "mother" selected as relationship to reference person

**Inherited Universe:** WEBEC ne 1 and SKIPMID ne 1

**Universe:** RELATIONSHIP eq 15 and RELATIONSHIP eq 15 (for another person) or if  
RELATIONSHIP eq 16 and RELATIONSHIP eq 16 (for another person)

**Universe Description:** More than one "father" or more than one "mother" selected as relationship to reference person

**Text:** ♦ You entered more than one ^FATHERMOTHER as a relationship to the reference person. Verify that CHG\_REL is correct.

**Check Instructions:**

**Type:** Soft

**Skip Instructions:** CHG\_REL

**Fills:** FATHERMOTHER

**Instructions:** If RELATIONSHIP or CHNG\_REL eq 15 fill FATHERMOTHER with "father"  
Elseif RELATIONSHIP or CHNG\_REL eq 16 fill FATHERMOTHER with "mother"

Field

## CHNG\_BRTHDATEMO

Control Card.BDemoTable.BDemoChange.CHNG\_BRTHDATEMO

**Description:** Person's date of birth-month screen

**Form Pane Label:** Birth mo.

**SAS Name:**

**Tag Name:** CHNG\_BRTHDATEMO

**Inherited Universe:** WEBEC ne 1 and SKIPMID ne 1

**Universe:** WHATFIX eq 3

### Universe Description:

- Question Text:** ♦ Ask if necessary.  
♦ Enter month on this screen.  
♦ Press the enter key if no change to month.

**OLD BIRTHDATE (Month):** ^OLDBIRTHMONTH

**(What is ^YOUR\_NAME\_CC^NMS\_CC date of birth?)**

**Fills:** OLDBIRTHMONTH

**Instructions:** Fill OLDBIRTHMONTH with BIRTHDATEMO

**Fills:** YOUR\_NAME\_CC

**Instructions:** If L\_NO (of the person collecting demographic info for) eq RESPLINE fill YOUR\_NAME\_CC with "your"  
Else fill YOUR\_NAME\_CC with ^NAME. (fill with the first and last name of L\_NO)

**Fills:** NMS\_CC

**Instructions:** If L\_NO (of the person collecting demographic info for) ne RESPLINE fill NMS\_CC with "s"  
Else leave NMS\_CC blank.

**Type:** Enumerated

**Length:** 2

**Answer List:** Birth\_Month

---

Value:	Mnemonic:	Description:
1		January

---

---

2	February
3	March
4	April
5	May
6	June
7	July
8	August
9	September
10	October
11	November
12	December

---

- Don't Know
- Refuse
- Empty

- On Input
- On Output

**Store Instructions:** Store CHNG\_BRTHDATEMO in BRTHDATEMO

**Array:**

**Skip Instructions:** CHNG\_BRTHDATEDY

Field

## CHNG\_BRTHDATEDY

Control Card.BDemoTable.BDemoChange.CHNG\_BRTHDATEDY

**Description:** Change person's date of birth-day screen

**Form Pane Label:** Birth day

**SAS Name:**

**Tag Name:** CHNG\_BRTHDATEDY

**Inherited Universe:** WEBEC ne 1 and SKIPMID ne 1

**Universe:** WHATFIX eq 3

### Universe Description:

- Question Text:** ♦ Ask if necessary.  
♦ Enter day on this screen.  
♦ Press the enter key if no change to day.

**OLD BIRTHDATE (Day):** ^OLDBIRTHDAY

What is ^YOUR\_NAME\_CC^NMS\_CC date of birth?

**Fills:** OLDBIRTHDAY

**Instructions:** Fill OLDBIRTHDAY with BIRTHDATEDY

**Fills:** YOUR\_NAME\_CC

**Instructions:** If L\_NO (of the person collecting demographic info for) eq RESPLINE fill YOUR\_NAME\_CC with "your"  
Else fill YOUR\_NAME\_CC with ^NAME. (fill with the first and last name of L\_NO)

**Fills:** NMS\_CC

**Instructions:** If L\_NO (of the person collecting demographic info for) ne RESPLINE fill NMS\_CC with "s"  
Else leave NMS\_CC blank.

**Type:** Integer

**Length:** 2

**Min:** 1

**Max:** 31

- Don't Know
- Refuse
- Empty

- On Input
- On Output

**Store Instructions:** Store CHNG\_BRTHDATEDY in BRTHDATEDY

**Array:**

**Skip Instructions:** IF CHNG\_BRTHDATEDY gt 31 display error message (edit check) "Invalid entry".  
Elseif CHNG\_BRTHDATEMO eq 2 and CHNG\_BRTHDATEDY in (30, 31) display error message (edit check) "Invalid entry".  
Elseif CHNG\_BRTHDATEMO in (4, 6, 9, 11) AND CHNG\_BRTHDATEDY eq 31 display error message "Invalid entry"  
Else goto CHNG\_BRTHDATEYR

Field

## CHNG\_BRTHDATEYR

Control Card.BDemoTable.BDemoChange.CHNG\_BRTHDATEYR

**Description:** Change person's date of birth-year screen

**Form Pane Label:** Birth yr

**SAS Name:**

**Tag Name:** CHNG\_BRTHDATEYR

**Inherited Universe:** WEBEC ne 1 and SKIPMID ne 1

**Universe:** WHATFIX eq 3

### Universe Description:

- Question Text:** ♦ Ask if necessary.  
♦ Enter year on this screen.  
♦ If year is less than 1890, enter 1890.  
♦ Press the enter key if no change to year.

**OLD BIRTHDATE (Year):** ^OLDBIRTHYEAR

What is ^YOUR\_NAME\_CC^NMS\_CC date of birth?

**Fills:** OLDBIRTHYEAR

**Instructions:** Fill OLDBIRTHYEAR with BIRTHDATEYR

**Fills:** YOUR\_NAME\_CC

**Instructions:** If L\_NO (of the person collecting demographic info for) eq RESPLINE fill YOUR\_NAME\_CC with "your"  
Else fill YOUR\_NAME\_CC with ^NAME. (fill with the first and last name of L\_NO)

**Fills:** NMS\_CC

**Instructions:** If L\_NO (of the person collecting demographic info for) ne RESPLINE fill NMS\_CC with "s"  
Else leave NMS\_CC blank.

**Type:** Integer

**Length:** 4

**Min:** 1890

**Max:** 2100

- Don't Know
- Refuse
- Empty

- On Input
- On Output

**Store Instructions:** Store CHNG\_BRTHDATEYR in BRTHDATEYR  
Store BRTHDATEMO, BRTHDATEDY, and BRTHDATEYR in BIRTHDATE.

Create the calculated age (from CASES)  
Setdate date  
Make BRTHDATEMO from BRTHDATEMO:0  
Make BRTHDATEDY from BRTHDATEDY:0

Store ({int}YEAR - {int}BRTHDATEYR) in AGE  
If {int}BRTHDATEMO gt MONTH  
Subtract <1> from AGE

If {int}BRTHDATEMO eq MONTH and {int}BRTHDATEDY gt DAY  
Subtract <1> from AGE

Store AGE in A\_AGE\_I(L\_NO)

If AGE ge 97  
Store 96 in AGE  
If AGE lt 1  
Store 0 in AGE

**Array:**

**Special Instructions:** Maximum value for year should be updated each year to equal the current year  
(found in Survey Cycle Indicator 1 on RT 4001:9-12).

**Skip Instructions:** If BIRTHDATE gt TODAY (date pulled from instrument) display error "Invalid entry.  
Birthdate entered is in the future".  
Elseif CHNG\_BRTHDATEYR lt 1890 display error "Invalid year; year cannot be prior  
to 1890"  
Elseif WHATFIX eq 4 goto CHNG\_SEX  
Elseif WHATFIX eq 5 and WHOTOCHANGE eq L\_NO (for person with AGER le 2)  
display error message "Person is 14 years old or younger; can't change their marital  
status"  
Elseif WHATFIX eq 5 goto CHNG\_MARITAL  
Else goto ANY\_OTHERCHNG



Field

**CHNG\_SEX**

Control Card.BDemoTable.BDemoChange.CHNG\_SEX

**Description:** Change gender (sex)

**Form Pane Label:** Sex

**SAS Name:**

**Tag Name:** CHNG\_SEX

**Inherited Universe:** WEBEC ne 1 and SKIPMID ne 1

**Universe:** WHATFIX eq 4

**Universe Description:**

**Question Text:** [+ Ask if necessary.](#)

^AREYOU\_IS\_C ^NONHHRNAME\_CC male or female?

**Fills:** AREYOU\_IS\_C

**Instructions:** If L\_NO (of the person collecting demographic info for) eq RESPLINE fill

AREYOU\_IS\_C with "Are you"

Else fill AREYOU\_IS\_C with "Is"

**Fills:** NONHHRNAME\_CC

**Instructions:** If L\_NO (of the person collecting demographic info for) ne RESPLINE fill

NONHHRNAME\_CC with ^NAME (fill with the first and last name of L\_NO)

Else leave NONHHRNAME\_CC blank

**Type:** Enumerated

**Length:** 1

**Answer List:** Sex

Value:	Mnemonic:	Description:
1		Male
2		Female

- Don't Know
- Refuse
- Empty

- On Input
- On Output

**Store Instructions:** If CHNG\_SEX eq 1 then store 1 in SEX  
and store "M" in SEX\_C  
Elseif CHNG\_SEX eq 2 then store 2 in SEX  
and store "F" in SEX\_C

**Array:**

**Skip Instructions:** If SEX eq 1 and RELATIONSHIP eq 12, 14, 16, or 18 goto CHG\_MALE\_CHECK  
Elseif SEX eq 2 and RELATIONSHIP eq 11, 13, 15, or 17 goto CHG\_FEMALE\_CHECK  
Elseif WHATFIX eq 5 and WHOTOCHANGE eq L\_NO (for person with AGER le 2)  
display error message "Person is 14 years old or younger; can't change their marital  
status"  
Elseif WHATFIX eq 5 goto CHNG\_MARITAL  
Else goto ANY\_OTHERCHNG

Check

## CHG\_MALE\_CHECK

Control Card.BDemoTable.BDemoChange.CHG\_MALE\_CHECK

**Description:** Male selected for a "wife", "daughter", "mother" or "sister" relationship to reference person

**Inherited Universe:** WEBEC ne 1 and SKIPMID ne 1

**Universe:** SEX eq 1 and RELATIONSHIP eq 12, 14, 16, or 18\

**Universe Description:** Male selected for a "wife", "daughter", "mother" or "sister" relationship to reference person

**Text:** RELATIONSHIP: ^REL\_DIS SEX: ^SEX\_DIS \* The sex entered is inconsistent with the relationship selected.

### Check Instructions:

**Type:** Soft

**Skip Instructions:** If "SUPRESS" and RELATIONSHIP eq 11, 13, 15, or 17 and SEX eq 2 goto CHG\_FEMALE\_CHECK  
Elseif "SUPRESS" and WHATFIX eq 5 and WHOTOCHANGE eq L\_NO (for person with AGER le 2) display error message "Person is 14 years old or younger; can't change their marital status"  
Elseif "SUPRESS" and WHATFIX eq 5 goto CHNG\_MARITAL  
Elseif "SUPRESS" goto ANY\_OTHERCHNG  
Else goto CHNG\_SEX ['goto' is selected]

**Fills:** REL\_DIS

**Instructions:** If RELATIONSHIP = 11 fill REL\_DIS with "Husband"  
If RELATIONSHIP = 12 fill REL\_DIS with "Wife"  
If RELATIONSHIP = 13 fill REL\_DIS with "Son"  
If RELATIONSHIP = 14 fill REL\_DIS with "Daughter"  
If RELATIONSHIP = 15 fill REL\_DIS with "Father"  
If RELATIONSHIP = 16 fill REL\_DIS with "Mother"  
If RELATIONSHIP = 17 fill REL\_DIS with "Brother"  
If RELATIONSHIP = 18 fill REL\_DIS with "Sister"  
If RELATIONSHIP = 19 fill REL\_DIS with "Other relative"  
If RELATIONSHIP = 20 fill REL\_DIS with "Nonrelative"

**Fills:** SEX\_DIS

**Instructions:** If SEX eq 1 fill SEX\_DIS with "Male"  
Elseif SEX eq 2 fill SEX\_DIS with "Female"

---

## CHG\_FEMALE\_CHECK

Check

Control Card.BDemoTable.BDemoChange.CHG\_FEMALE\_CHECK

---

**Description:** Female selected for a "husband", "son", "father" or "brother" relationship to reference person.

**Inherited Universe:** WEBEC ne 1 and SKIPMID ne 1

**Universe:** SEX eq 2 and RELATIONSHIP eq 11, 13, 15, or 17\

**Universe Description:** Female selected for a "husband", "son", "father" or "brother" relationship to reference person

**Text:** RELATIONSHIP: ^REL\_DIS SEX: ^SEX\_DIS \* The sex entered is inconsistent with the relationship selected.

### Check Instructions:

**Type:** Soft

**Skip Instructions:** If "SUPRESS" and WHATFIX eq 5 and WHOTOCHANGE eq L\_NO (for person with AGER le 2) display error message "Person is 14 years old or younger; can't change their marital status"

Elseif "SUPRESS" and WHATFIX eq 5 goto CHNG\_MARITAL

Elseif "SUPRESS" goto ANY\_OTHERCHNG

Else goto CHNG\_SEX ['goto' is selected]

**Fills:** REL\_DIS

**Instructions:** If RELATIONSHIP = 11 fill REL\_DIS with "Husband"

If RELATIONSHIP = 12 fill REL\_DIS with "Wife"

If RELATIONSHIP = 13 fill REL\_DIS with "Son"

If RELATIONSHIP = 14 fill REL\_DIS with "Daughter"

If RELATIONSHIP = 15 fill REL\_DIS with "Father"

If RELATIONSHIP = 16 fill REL\_DIS with "Mother"

If RELATIONSHIP = 17 fill REL\_DIS with "Brother"

If RELATIONSHIP = 18 fill REL\_DIS with "Sister"

If RELATIONSHIP = 19 fill REL\_DIS with "Other relative"

If RELATIONSHIP = 20 fill REL\_DIS with "Nonrelative"

**Fills:** SEX\_DIS

**Instructions:** If SEX eq 1 fill SEX\_DIS with "Male"

Elseif SEX eq 2 fill SEX\_DIS with "Female"

Field

**CHNG\_MARITAL**

Control Card.BDemoTable.BDemoChange.CHNG\_MARITAL

**Description:** Change marital status

**Form Pane Label:** Marital

**SAS Name:**

**Tag Name:** CHNG\_MARITAL

**Inherited Universe:** WEBEC ne 1 and SKIPMID ne 1

**Universe:** WHATFIX = 5 and AGER gt 2

**Universe Description:**

**Question Text:** [+ Ask if necessary:](#)

(^AREYOU\_IS\_C ^NONHHRNAME\_CC now married, widowed, divorced, separated or ^HAVE\_YOUESHE\_CC never been married?)

**Fills:** AREYOU\_IS\_C

**Instructions:** If L\_NO (of the person collecting demographic info for) eq RESPLINE fill AREYOU\_IS\_C with "Are you"  
Else fill AREYOU\_IS\_C with "Is"

**Fills:** NONHHRNAME\_CC

**Instructions:** If L\_NO (of the person collecting demographic info for) ne RESPLINE fill NONHHRNAME\_CC with ^NAME (fill with the first and last name of L\_NO)  
Else leave NONHHRNAME\_CC blank

**Fills:** HAVE\_YOUESHE\_CC

**Instructions:** If L\_NO (of the person collecting demographic info for) eq RESPLINE fill HAVE\_YOUESHE\_CC with "have you"  
Elseif L\_NO (of the person collecting demographic info for) ne RESPLINE AND SEX eq 1 fill HAVE\_YOUESHE\_CC with "has he"  
Elseif L\_NO (of the person collecting demographic info for) ne RESPLINE AND SEX eq 2 fill HAVE\_YOUESHE\_CC with "has she"  
Elseif L\_NO (of the person collecting demographic info for) ne RESPLINE AND SEX ne 1 or 2 fill HAVE\_YOUESHE\_CC with "has ^NAME" (fill ^NAME with the first and last name of L\_NO collecting demographic information for)

**Type:** Enumerated

**Length:** 1

---

**Answer List: MARITAL**

---

<b>Value:</b>	<b>Mnemonic:</b>	<b>Description:</b>
1		Married
2		Widowed
3		Divorced
4		Separated
5		Never married

---

- Don't Know
- Refuse
- Empty

- On Input
- On Output

**Store Instructions:** Store CHNG\_MARITAL in MARITAL

**Array:**

**Skip Instructions:** ANY\_OTHERCHNG

Field

**ANY\_OTHERCHNG**

Control Card.BDemoTable.BDemoChange.ANY\_OTHERCHNG

**Description:**

**Form Pane Label:**

**SAS Name:**

**Tag Name:** ANY\_OTHERCHNG

**Inherited Universe:** WEBEC ne 1 and SKIPMID ne 1

**Universe:** WHATFIX eq 1-5

**Universe Description:**

**Question Text:** [\\* Please review your changes. To correct, back up using the arrow keys.](#)

```
LN NAME REL AGE SEX MARITAL  
^L_NO ^NAME ^REL ^AGS ^SEX_C ^MARITAL
```

**Fills:** L\_NO

**Instructions:** Fill L\_NO based on the variable L\_NO from the instrument

**Fills:** NAME

**Instructions:** Fill NAME with the variable NAME (combines FNAME<>LNAME).

**Fills:** REL

**Instructions:** If RELREF eq 11 fill REL with "Husband"  
Elseif RELREF eq 12 fill REL with "Wife"  
Elseif RELREF eq 13 fill REL with "Son"  
Elseif RELREF eq 14 fill REL with "Daughtr"  
Elseif RELREF eq 15 fill REL with "Father"  
Elseif RELREF eq 16 fill REL with "Mother"  
Elseif RELREF eq 17 fill REL with "Brother"  
Elseif RELREF eq 18 fill REL with "Sister"  
Elseif RELREF eq 19 fill REL with "Oth Rel"  
Elseif RELREF eq 20 fill REL with "Non Rel"  
Elseif RELREF eq 21 fill REL with "Ref Per"

**Fills:** AGS

**Instructions:** If AGE eq RF or AGERNG eq RF fill AGS with "Ref"  
If AGE eq DK or AGERNG eq DK fill AGS with "DK"  
If AGERNG eq 1 fill AGS with "0-11"

If AGERNG eq 2 fill AGS with "12-13"  
If AGERNG eq 3 fill AGS with "14-15"  
If AGERNG eq 4 fill AGS with "16-17"  
If AGERNG eq 5 fill AGS with "18-65"  
If AGERNG eq 6 fill AGS with "66+"  
Else fill AGS with (the variable) AGE

Fills: SEX\_C

Instructions: If SEX eq 1 fill SEX\_C with "M"  
Elseif SEX eq 2 fill SEX\_C with "F"  
Else fill SEX\_C with "D"

Fills: MARITAL

Instructions: If MARITAL (from input) eq 1 fill MARITAL with "Married"  
Elseif MARITAL (from input) eq 2 fill MARITAL with "Widowed"  
Elseif MARITAL (from input) eq 3 fill MARITAL with "Divorced"  
Elseif MARITAL (from input) eq 4 fill MARITAL with "Separated"  
Elseif MARITAL (from input) eq 5 fill MARITAL with "Never Married"  
Elseif MARITAL (from input) eq 9 fill MARITAL with "Don't know"  
Elseif MARITAL (from input) eq 8 fill MARITAL with "Refused"  
Else fill MARITAL with "Not Answered"

Type: Enumerated

Length: 1

Answer List: Enter\_1\_ To\_Continue

---

Value:	Mnemonic:	Description:
1		Enter 1 to Continue

---

- Don't Know
- Refuse
- Empty

- On Input
- On Output

Array:

Skip Instructions: ROSTERREVIEW



# BUSINESS

Field

BNCVS1.Business at Sample Address.BUSINESS

---

**Description:** Does anyone in household run a business from the sample address

**Form Pane Label:** Business at address

SAS Name:

**Tag Name:** BUSINESS

**Inherited Universe:** WEBEC ne 1 and SKIPMID ne 1

**Universe:**

Universe Description:

Question Text: Does anyone in this household operate a business from this address?

**Type:** Enumerated

**Length:** 1

**Answer List:** TYesNo

Value:	Mnemonic:	Description:
1	Yes	Yes
2	No	No

Don't Know

Refuse

Empty

On Input

On Output

Array:

**Skip Instructions:** If BUSINESS = 1 goto BUSINESSSIGN

Else if CONDITION = 1 OR 2 go to Contact1\_2

Else if CONDITION = 3 go to Contact3

Field

## BUSINESSSIGN

BNCVS1.Business at Sample Address.BUSINESSSIGN

**Description:** Is there a sign on the premises that indicates a business is run from sample address

**Form Pane Label:** Sign on premises

SAS Name:

**Tag Name:** BUSINESSSIGN

**Inherited Universe:** WEBEC ne 1 and SKIPMID ne 1

**Universe:** BUSINESS = 1

Universe Description:

**Question Text:** ^OBSERVEASK

Is there a sign on the premises or some other indication to the general public that a business is operated from this address?

**Fills:** OBSERVEASK

Instructions: If START\_CP eq 2 fill OBSERVEASK with "Ask:"

Elseif START\_CP eq 1,3 fill OBSERVEASK with "Fill by observation:"

**Type:** Enumerated

Length: 1

**Answer List:** Yes\_No\_Business

Value:	Mnemonic:	Description:
1		Yes (Recognizable business)
2		No (Unrecognizable business)

Don't Know  Refuse Empty

On Input

On Output

Array:

**Skip Instructions:** if CONDITION = 1 OR 2 go to Contact1\_2

If CONDITION = 3 go to Contact3

## CONTACT1\_2

---

**Description:** Intro before collecting contact info from conditions 1 and 2

**Form Pane Label:** CONTACT1\_2

**SAS Name:**

**Tag Name:** CONTACT1\_2

**Inherited Universe:**

**Universe:**

**Universe Description:**

**Question Text:** Thank you. Based on the answers you've provided, it looks like you, **[LIST ALL NONHHRNAME\_CC AGE 12+]** are eligible to participate in this study. Let me tell you a little more about it. The study is called the National Survey of Crime and Safety and is sponsored by the Bureau of Justice Statistics at the US Department of Justice. It asks for information about people's perceptions of community safety, their local police, and their experiences with victimization and crime in the past year. The results will be used to help improve the way the government measures crime.

I'd like to get contact information for you and the other adults in your household in case we need to follow-up to complete [your/each person's] survey .

\*Display roster and collect information for one household member at a time.

Instructions: Enter email address

Skip instructions: TEXTMESS

## CONTACT3

---

**Description:** Intro before collecting contact info from condition 3

**Form Pane Label:** CONTACT3

**SAS Name:**

**Tag Name:** CONTACT3

**Inherited Universe:**

**Universe:**

**Universe Description:**

**Question Text:** Thank you. Based on the answers you've provided, it looks like you, **[LIST ALL NONHHRNAME\_CC AGE 12+]** are eligible to participate in this study. Let me tell you a little more about it. The study is called the National Survey of Crime and Safety and is sponsored by the Bureau of Justice Statistics at the US Department of Justice. It asks for information about people's perceptions of community safety, their local police, and their experiences with victimization and crime in the past year. The results will be used to help improve the way the government measures crime.

In about three months, we will send you, **[LIST ALL NONHHRNAME\_CC AGE 12+]** an invitation to participate in the full study.

I'd like to collect the best contact information for [all adults/you]. We can either email the link to the survey, send it through a text message to a cell phone, or print it in a letter that gets mailed.

\*Display roster and collect information for one household member at a time.

Skip instructions: EMAILADDRESS

## EMAILADDRESS

---

**Description:** Email address

**Form Pane Label:** Email Address

**SAS Name:**

**Tag Name:** EMAILADDRESS

**Inherited Universe:**

**Universe:** AGE 18+ ONLY

**Universe Description:**

Can I please have [your/ NONHHRNAME\_CC AGE 18+'s] email address?

[Enter 0 for no email address](#)

**Fills:** [NONHHRNAME\_CC AGE 18+] – Name in roster age 18 and over other than HHRESP

\*Display roster and collect information for one household member at a time.

Skip Instructions: TEXTMESS

## TEXTMESS

---

**Description:** Phone number for texting

**Form Pane Label:** TEXTMESS

**SAS Name:**

**Tag Name:** TEXTMESS

**Inherited Universe:**

**Universe:**

**Universe Description:**

**Can I please have [your/ALL NONHHRNAME\_CC AGE 18+'s] cell phone number?**

**Fills:** [ALL NONHHRNAME\_CC AGE 18+] – All names in roster age 18 and over other than HHRESP  
**Display if more than one person in HH**

Enter 0 for no cell phone number

\*Display roster and collect information for one household member at a time.

**Skip instructions:** If condition 1 or 2 skip to TEXTPERMIS

**If condition 3:** PREFERMETH

---

**Description:** Permission to text

**Form Pane Label:** TEXTPERMIS

**SAS Name:**

**Tag Name:** TEXTPERMIS

**Inherited Universe:**

**Universe:** CONDITION 1 or 2, AGE 18+ ONLY

**Universe Description:**

Can we contact [you/ALL NONHHRNAME\_CC AGE 18+] by text on this number?

**Fills:** [ALL NONHHRNAME\_CC AGE 18+] – All names in roster age 18 and over other than HHRESP  
**Display if more than one person in HH**

\*Display roster and collect information for one household member at a time.

\*\*Only display text message if phone number given in TEXTMESS

**Answer List: Contact Method**

Value:	Mnemonic:	Description:
1		Yes, may send text
2		No/DK

Skip Instructions: Go to CONTCOMP

## PREFERMETH

---

**Description:** What contact method preferred

**Form Pane Label:** CONTACT3

**SAS Name:**

**Tag Name:** CONTACT3

**Inherited Universe:**

**Universe:** CONDITION 3, AGE 18+ ONLY

**Universe Description:**

**Which method should we use to send [you/ALL NONHHRNAME\_CC AGE 18+] a survey invitation?**

**Fills:** [ALL NONHHRNAME\_CC AGE 18+] – All names in roster age 18 and over other than HHRESP

**Display if more than one person in HH**

\*Display roster and collect information for one household member at a time.

[If necessary, read response options](#)

[If no email or phone, select mail](#)

\*Only display email if email given in CONTACT3

\*Only display text message if phone number given in TEXTMESS

### Answer List: Contact Method

Value:	Mnemonic:	Description:
1		Email
2		Text message
3		Mail

**Skip Instructions:** If parent of youth is available, go to parent consent, else go to CLOSE3



## CLOSE3

---

**Description:** Closing screen

**Form Pane Label:** CLOSE3

**SAS Name:**

**Tag Name:** CLOSE3

**Inherited Universe:**

**Universe:** CONDITION 3, AGE 18+ ONLY

**Universe Description:**

**Question Text:** Thank you. In about two months, you will receive an invitation from Westat to participate in the main part of this study, which is a web-based questionnaire about your experiences and attitudes towards crime and safety. You will receive a link to a website address with a unique password that is only for you. (IF OTHERS SELECTED FOR STUDY: Each person in your household will receive a separate invitation.) We look forward to your participation!

**Type:** Enumerated

**Length:** 1

**Answer List:**

Value:	Mnemonic:	Description:
1		Enter 1 to Continue



---

**Description:** Contact complete

**Form Pane Label:** ContComp

**SAS Name:**

**Tag Name:** Cont Comp

**Inherited Universe:**

**Universe:**

**Universe Description:**

**Question Text:** [Enter 1 to Continue](#)

**Type:** Enumerated

**Length:** 1

**Answer List:**

<b>Value:</b>	<b>Mnemonic:</b>	<b>Description:</b>
1		Enter 1 to Continue



[BJS letterhead]

---

Dear [TOWN NAME] Resident,

I am writing to ask you to be part of an important national study sponsored by the Bureau of Justice Statistics, part of the U.S. Department of Justice.

Your address has been scientifically selected for the National Survey of Crime and Safety. Your address cannot be replaced. To make sure the results are statistically valid, only people at the selected addresses can take part in the survey. Your responses will represent thousands of households like yours.

The information you provide will give us a better understanding of people's experiences with crime and attitudes about neighborhood safety in the country. Even if you have not experienced a crime, your participation is important to help us understand these issues.

We have hired Westat, an independent research company, to conduct the NSCS. In the next week or two, a Westat interviewer (with a Westat ID) will come to your home to ask you and others to complete an interview. All adults and youth ages 12 and older are eligible to participate.

The information you provide will be used for statistical purposes only and may not be disclosed, or used, in identifiable form for any other purpose as required by law (Title 34, U.S. Code, Section 10134). Your responses will be combined with those of others to produce statistical summaries about crime and safety that communities can use to help improve the effectiveness of law enforcement, help schools measure school victimization and help employers understand more about violence in the workplace.

Answers to frequently asked questions are included on the back of this letter. The Bureau of Justice Statistics (BJS) is authorized to conduct this survey under Title 34, U.S. Code, Section 10132. If you would like further information or to set an appointment for an interview, you can contact NSCS Survey Support at 1-855-384-2853. You can also visit the BJS website at [www.bjs.gov/content/nscs.cfm](http://www.bjs.gov/content/nscs.cfm) or email any questions or concerns to [NSCSHelp@westat.com](mailto:NSCSHelp@westat.com).

Crime and safety affect all Americans. Thank you for your generous cooperation. The Bureau of Justice Statistics appreciates your help in this very important survey.

Sincerely,

Jeffrey H. Anderson  
Director  
Bureau of Justice Statistics  
U.S. Department of Justice

## **Frequently Asked Questions**

### **What is the National Survey of Crime and Safety (NSCS)?**

The NSCS asks about people's experiences with crime in the last 12 months, regardless of whether these experiences were reported to the police. The survey is asked of adults and youth ages 12 and older in selected U.S. households.

### **Why should I participate?**

This survey will provide a better picture of crime and safety in communities such as yours, and improve the government's understanding of these issues in your area and across the country.

### **How was I selected for this survey?**

Your address, not you personally, was selected for this study. Because this is a scientific study, your answers represent not only you and your household, but also thousands of households like yours.

### **How will my information be protected?**

BJS, its employees, and its data collection agents (Westat) will only use the information provided for statistical or research purposes pursuant to 34 U.S.C. § 10134, and will not disclose respondent information in identifiable form to anyone outside of the BJS project team without your consent. All personally identifiable information collected under BJS's authority is protected under the confidentiality provisions of 34 U.S.C. § 10231. Any person who violates these provisions may be punished by a fine up to \$10,000, in addition to any other penalties imposed by law. Further, per the Cybersecurity Enhancement Act of 2015 (6 U.S.C. § 151), federal information systems are protected from malicious activities through cybersecurity screening of transmitted data.

### **How long will the survey take?**

It will take about five minutes to first gather information about your household. Then for each adult and youth ages 12 and older, the actual survey takes between 20 to 40 minutes, depending on each person's answers to the questions.

### **Do I have to participate?**

You do not have to participate and if you do participate, you can skip any question you do not want to answer. But we do hope you choose to participate - Your household's cooperation is important to ensure we capture an accurate picture of crime and safety in the United States.

### **Why is this information being collected by Westat and not the Department of Justice?**

Westat has been contracted by the Department of Justice to conduct this survey. Westat is a well-known independent research firm located in Rockville, Maryland.

### **Who can I call with questions?**

If you would like further information about the survey, you can contact NSCS Support at Westat at 1-855-384-2853 or send an email to [NSCSHelp@westat.com](mailto:NSCSHelp@westat.com). You can also visit the BJS website at [www.bjs.gov/content/nscs.cfm](http://www.bjs.gov/content/nscs.cfm). If you have questions about your rights and welfare as a research participant, please call the Westat Human Subjects Protections office at 1-888-920-7631. Please leave a message with your first name, the name of the research study that you are calling about (National Survey of Crime and Safety), and a phone number beginning with the area code. A Westat IRB representative will return your call as soon as possible.

[BJS letterhead]

---

Dear [TOWN NAME] Resident,

I am writing to ask you to be part of an important national study sponsored by the Bureau of Justice Statistics, part of the U.S. Department of Justice.

Your address has been scientifically selected for the National Survey of Crime and Safety. Your address cannot be replaced. To make sure the results are statistically valid, only people at the selected addresses can take part in the survey. Your responses will represent thousands of households like yours.

The information you provide will give us a better understanding of people's experiences with crime and attitudes about neighborhood safety in the country. Even if you have not experienced a crime, your participation is important to help us understand these issues.

We have hired Westat, an independent research company, to conduct the NSCS. In the next week or two, a Westat interviewer (with a Westat ID) will come to your home to ask you and others to complete an interview. All adults and youth ages 12 and older are eligible to participate.

The information you provide will be used for statistical purposes only and may not be disclosed, or used, in identifiable form for any other purpose as required by law (Title 34, U.S. Code, Section 10134). Your responses will be combined with those of others to produce statistical summaries about crime and safety that communities can use to help improve the effectiveness of law enforcement, help schools measure school victimization and help employers understand more about violence in the workplace.

Answers to frequently asked questions are included on the back of this letter. The Bureau of Justice Statistics (BJS) is authorized to conduct this survey under Title 34, U.S. Code, Section 10132. If you would like further information or to set an appointment for an interview, you can contact NSCS Survey Support at 1-855-849-6119 You can also visit the BJS website at [www.bjs.gov/content/nscs.cfm](http://www.bjs.gov/content/nscs.cfm) or email any questions or concerns to [NSCS@westat.com](mailto:NSCS@westat.com).

Crime and safety affect all Americans. Thank you for your generous cooperation. The Bureau of Justice Statistics appreciates your help in this very important survey.

Sincerely,

Jeffrey H. Anderson  
Director  
Bureau of Justice Statistics  
U.S. Department of Justice

## Frequently Asked Questions

### What is the National Survey of Crime and Safety (NSCS)?

The NSCS asks about people's experiences with crime in the last 12 months, regardless of whether these experiences were reported to the police. It also asks people's opinions about neighborhood safety and the local police. The survey is asked of adults and youth ages 12 and older in selected U.S. households.

### Why should I participate?

This survey will provide a better picture of crime and safety in communities such as yours, and improve the government's understanding of these issues in your area and across the country.

### How was I selected for this survey?

Your address, not you personally, was selected for this study. Because this is a scientific study, your answers represent not only you and your household, but also thousands of households like yours.

### How will my information be protected?

BJS, its employees, and its data collection agents (Westat) will only use the information provided for statistical or research purposes pursuant to 34 U.S.C. § 10134, and will not disclose respondent information in identifiable form to anyone outside of the BJS project team without your consent. All personally identifiable information collected under BJS's authority is protected under the confidentiality provisions of 34 U.S.C. § 10231. Any person who violates these provisions may be punished by a fine up to \$10,000, in addition to any other penalties imposed by law. Further, per the Cybersecurity Enhancement Act of 2015 (6 U.S.C. § 151), federal information systems are protected from malicious activities through cybersecurity screening of transmitted data.

### How long will the survey take?

It will take about five minutes to first gather information about your household. Then for each adult and youth ages 12 and older, the actual survey takes between 20 to 40 minutes, depending on each person's answers to the questions.

### Do I have to participate?

You do not have to participate and if you do participate, you can skip any question you do not want to answer. But we do hope you choose to participate - Your household's cooperation is important to ensure we capture an accurate picture of crime and safety in the United States.

### Why is this information being collected by Westat and not the Department of Justice?

Westat has been contracted by the Department of Justice to conduct this survey. Westat is a well-known independent research firm located in Rockville, Maryland.

### Who can I call with questions?

If you would like further information about the survey, you can contact NSCS Support at Westat at 1-855-384-2853 or send an email to [NSCSHelp@westat.com](mailto:NSCSHelp@westat.com). You can also visit the BJS website at [www.bjs.gov/content/nscs.cfm](http://www.bjs.gov/content/nscs.cfm). If you have questions about your rights and welfare as a research participant, please call the Westat Human Subjects Protections office at 1-888-920-7631. Please leave a message with your first name, the name of the research study that you are calling about (National Survey of Crime and Safety), and a phone number beginning with the area code. A Westat IRB representative will return your call as soon as possible.



6/5/2019

Dear [TOWN NAME] Resident,



**Why did I receive this letter?**

Your address has been scientifically selected to take part in the **National Survey of Crime and Safety (NSCS)**.

**Your address cannot be replaced.** To make sure the results are statistically valid, only people at the selected addresses can take part in the survey.



**What is the NSCS?**

The NSCS asks about people's experiences with crime in the last 12 months. For more details, please see [www.bjs.gov/content/nscs.cfm](http://www.bjs.gov/content/nscs.cfm).



**Who developed the NSCS?**

The NSCS was developed by the Bureau of Justice Statistics (BJS), a part of the U.S. Department of Justice, with assistance from Westat, a social science research company.



**What should I expect?**

1. A Westat Interviewer (with a Westat ID) will come to your home.
2. They will ask a few questions about the people who live at this address.
3. All household members age 12 or older will be asked to complete the survey.



**What do I do now?**

Before the interviewer visits, you can call **1-855-849-6119** or send an email to [NSCS@westat.com](mailto:NSCS@westat.com) to schedule an appointment at a time that is convenient for you. For most people, the interview will take between 20 and 40 minutes.



**Why should I participate?**

- **Help your community.** Community can use these data to help improve the effectiveness of local law enforcement.
- **Help schools.** The U.S. Department of Education can use these data to measure the prevalence of school victimization.
- **Help employers.** The U.S. Department of Health and Human Services can use these data to understand violence in the workplace.



**Confidential and Private**

**Your confidentiality is ensured by law.** The information you provide will be used for statistical purposes only and may not be disclosed, or used, in identifiable form for any other purpose as required by law (Title 34, U.S. Code, Section 10231).

**Thank you for participating in this important research study.**

Sincerely,

Jeffrey H. Anderson  
Director  
Bureau of Justice Statistics  
U.S. Department of Justice

# Frequently Asked Questions

## What is the National Survey of Crime and Safety (NSCS)?

The NSCS asks about people's experiences with crime in the last 12 months, regardless of whether these experiences were reported to the police. The survey is asked of adults and youth age 12 or older in selected U.S. households.

## Why should I participate?

This survey will provide a better picture of crime and safety in communities such as yours, and improve the government's understanding of these issues in your area and across the country.

## How was I selected for this survey?

Your address, not you personally, was selected for this study. Because this is a scientific study, your answers represent not only you and your household, but also hundreds of households like yours.

## How will my information be protected?

This interview is confidential by law. The information you provide will not be shared with any individual, organization, or agency. Your name and contact information will never appear in any report or be associated with any findings. Your responses will be combined with those of others to produce statistical summaries about crime and safety. All interviewers are required to sign statements of confidentiality regarding all information provided by anyone in the interview.

## How long will the survey take?

It will take about five minutes to first gather information about your household. Then for each adult and youth age 12 or older, the actual survey takes between 20 to 40 minutes, depending on each person's answers to the questions.

## Do I have to participate?

You do not have to participate and if you do participate, you can skip any question you do not want to answer. But we do hope you choose to participate - Your household's cooperation is important to ensure we capture an accurate picture of crime and safety in the United States.

## Why is this information being collected by Westat and not the Department of Justice?

Westat has been contracted by the Department of Justice to conduct this survey. Westat is a well known independent research firm located in Rockville, Maryland.

## Who can I call with questions?

If you would like further information about the survey, you can contact NSCS Support at Westat at 1-855-849-6119 or send an email to [NSCS@westat.com](mailto:NSCS@westat.com). You can also visit the BJS website at [www.bjs.gov/content/nscs.cfm](http://www.bjs.gov/content/nscs.cfm). If you have questions about your rights and welfare as a research participant, please call the Westat Human Subjects Protections office at 1-888-920-7631. Please leave a message with your first name, the name of the research study that you are calling about (National Survey of Crime and Safety), and a phone number beginning with the area code. A Westat IRB representative will return your call as soon as possible.



[BJS letterhead]

6/5/2019

Dear [TOWN NAME] Resident,



**Why did I receive this letter?**

Your address has been scientifically selected to take part in the **National Survey of Crime and Safety (NSCS)**.

**Your address cannot be replaced.** To make sure the results are statistically valid, only people at the selected addresses can take part in the survey.



**What is the NSCS?**

The NSCS asks about people's experiences with crime in the last 12 months. It also asks people's opinions about neighborhood safety and the local police. For more details, please see [www.bjs.gov/content/nscs.cfm](http://www.bjs.gov/content/nscs.cfm).



**Who developed the NSCS?**

The NSCS was developed by the Bureau of Justice Statistics (BJS), a part of the U.S. Department of Justice, with assistance from Westat, a social science research company.



**What should I expect?**

1. A Westat Interviewer (with a Westat ID) will come to your home.
2. They will ask a few questions about the people who live at this address.
3. All household members age 12 or older will be asked to complete the survey.



**What do I do now?**

Before the interviewer visits, you can call **1-855-849-6119** or send an email to [NSCS@westat.com](mailto:NSCS@westat.com) to schedule an appointment at a time that is convenient for you. For most people, the interview will take between 20 and 40 minutes.



**Why should I participate?**

- **Help your community.** Community can use these data to help improve the effectiveness of local law enforcement.
- **Help schools.** The U.S. Department of Education can use these data to measure the prevalence of school victimization.
- **Help employers.** The U.S. Department of Health and Human Services can use these data to understand violence in the workplace.



**Confidential and Private**

**Your confidentiality is ensured by law.** The information you provide will be used for statistical purposes only and may not be disclosed, or used, in identifiable form for any other purpose as required by law (Title 34, U.S. Code, Section 10231).

**Thank you for participating in this important research study.**

Sincerely,

Jeffrey H. Anderson  
Director  
Bureau of Justice Statistics  
U.S. Department of Justice

# Frequently Asked Questions

## What is the National Survey of Crime and Safety (NSCS)?

The NSCS asks about people's experiences with crime in the last 12 months, regardless of whether these experiences were reported to the police. It also asks people's opinions about neighborhood safety and the local police. The survey is asked of adults and youth age 12 or older in selected U.S. households.

## Why should I participate?

This survey will provide a better picture of crime and safety in communities such as yours, and improve the government's understanding of these issues in your area and across the country.

## How was I selected for this survey?

Your address, not you personally, was selected for this study. Because this is a scientific study, your answers represent not only you and your household, but also hundreds of households like yours.

## How will my information be protected?

This interview is confidential by law. The information you provide will not be shared with any individual, organization, or agency. Your name and contact information will never appear in any report or be associated with any findings. Your responses will be combined with those of others to produce statistical summaries about crime and safety. All interviewers are required to sign statements of confidentiality regarding all information provided by anyone in the interview.

## How long will the survey take?

It will take about five minutes to first gather information about your household. Then for each adult and youth age 12 or older, the actual survey takes between 20 to 40 minutes, depending on each person's answers to the questions.

## Do I have to participate?

You do not have to participate and if you do participate, you can skip any question you do not want to answer. But we do hope you choose to participate - Your household's cooperation is important to ensure we capture an accurate picture of crime and safety in the United States.

## Why is this information being collected by Westat and not the Department of Justice?

Westat has been contracted by the Department of Justice to conduct this survey. Westat is a well known independent research firm located in Rockville, Maryland.

## Who can I call with questions?

If you would like further information about the survey, you can contact NSCS Support at Westat at 1-855-849-6119 or send an email to [NSCS@westat.com](mailto:NSCS@westat.com). You can also visit the BJS website at [www.bjs.gov/content/hscs.cfm](http://www.bjs.gov/content/hscs.cfm). If you have questions about your rights and welfare as a research participant, please call the Westat Human Subjects Protections office at 1-888-920-7631. Please leave a message with your first name, the name of the research study that you are calling about (National Survey of Crime and Safety), and a phone number beginning with the area code. A Westat IRB representative will return your call as soon as possible.





## **NATIONAL SURVEY OF CRIME AND SAFETY (NSCS)**

### **Parent Permission for Youth Participation**

#### **Introduction**

The National Survey of Crime and Safety is sponsored by the Bureau of Justice Statistics (BJS) at the Department of Justice (DOJ). Westat, an independent research firm, is conducting the study.

#### **Purpose of the study**

The NSCS Study asks questions of adults and youth all over the country about whether they experienced crime in the past 12 months. You don't have to be a victim of a crime to take part in the study. We need counts of people who are victims and counts of people who are not victims to have a full understanding of crime in the United States.

It will take between 20 minutes and 40 minutes, depending on your experiences.

#### **Your child's participation**

We would like your permission to ask your child to participate in this one-time interview. If you (and your child) agree, the Westat researcher will ask your child questions about different areas of life, including personal victimization experiences (if any), health status and disabilities, as well as background questions, such as race and ethnicity. The researcher may also ask for his or her attitudes about your local community and/or local police. If there is a question that your child does not want to answer or talk about, he/she can skip it.

The survey is voluntary. It is entirely up to you whether we ask your child to participate, and then it is up to your child - your child does not have to do this and he/she can stop answering questions at any point. Your child's participation in this research project is voluntary.

The interview will be conducted in private and will generally take between 20 minutes and 40 minutes, depending on your child's experiences. You will not see your child's answers and you will be asked to leave the room while the interview takes place (unless your child tells the interviewer they want you to stay).

#### **Benefits and risks of participation**

There are no direct benefits to your child for participating in this study, but information from the study will help give the Bureau of Justice Statistics a better understanding of victimization in this country. The study may also benefit your community and the Nation by improving programs that focus on community safety or policing.

If you or your child feels uncomfortable about any of the questions, it's OK to skip those questions. One possible risk is that some questions may upset your child, if he or she experienced a recent victimization. If your child does become upset during the interview, the interviewer will offer to take a break, or stop the interview and get you. Interviewers are all trained to identify signs of distress and will have links and toll-free phone numbers to connect to counselor services if needed.

There is also a possible risk that survey answers could be revealed, but we take several steps to protect your privacy and your child's privacy, and to prevent this from happening.

#### **Protection of personal information**

The study has several safeguards in place to protect the identities of all participants, including yours and your child's. The information you provide will not be shared with your child; and information your child provides will not be shared with you, the child's school, or the authorities.

The researchers will take additional steps to protect your identity and your child's identity.

- We'll treat all of the information in this study as private. The information will be used only for research purposes.
- We'll label your child's interview answers with a code number only, not his or her name.
- We'll store all personal information in a protected computer file separate from the interview data. We'll keep the key to the code in a password-protected database.
- We'll combine your child's data with those of other people in the study. In addition, we'll only put information about groups of people in our reports. This means we can't put information about individuals in any report about the NSCS Study.
- We'll destroy all personal information that could identify you and your child, like your name, address, and phone number, after this phase of the study is over.

We would like to record the interview. Sometimes it is helpful to review a portion of a recording to better understand how the interview went. If the recording is reviewed later, it will only be by a few Westat staff and possibly the client (BJS). We may use answers from the recordings in our research reports but we never include names in the reports. If you choose not to allow your child's interview to be recorded, that's okay.

To help keep everything private:

- Your child's name will not be recorded on the interview notes or reported in any reports.
- Everything that your child says will be confidential - that is, no one outside the research team will know what your child told us.

The Bureau of Justice Statistics (BJS) is authorized to conduct this data collection under 34 U.S.C. § 10132. BJS will protect and maintain the confidentiality of personally identifiable information (PII) to the fullest extent under federal law. BJS, its employees, and its contractors (Westat staff) will only use the information provided for statistical or research purposes pursuant to 34 U.S.C. § 10134. All PII collected under BJS's authority is protected under the confidentiality provisions of 34 U.S.C. § 10231. Any person who violates these provisions may be punished by a fine up to \$10,000, in addition to any other penalties imposed by law. Further, per the Cybersecurity Enhancement Act of 2015 (6 U.S.C. § 151), federal information systems are protected from malicious activities through cybersecurity screening of transmitted data. Since the survey is protected under 34 U.S.C. § 10134 and 10231 even if we learn that you or someone else is harming you, your child, or others around you, we are legally not allowed to report this to the police or anyone else. However, you and your child are free to tell anyone about your experiences. We will be giving everyone who completes the survey a link to a website that has contact information for people who can help.

## **Questions**

You can ask the interviewer any questions you have about this study.

If you have any other questions about the study, call Westat's toll-free number, 1-855-849-6119, weekdays between 9:00 a.m. and 9:00 p.m. and weekends between 11:00 a.m. and 7:00 p.m. Eastern Time. You can also send an email to Westat at NSCS@Westat.com.

If you have any questions about your rights as a NSCS Study participant, call Westat's Human Subjects Protections office at 1-888-920-7631. Please leave a message with your first name, the name of the research study that you are calling about (National Survey of Crime and Safety), and a phone number beginning with the area code. A Westat IRB representative will return your call as soon as possible.

## **Consent request**

Please tell the interviewer if you give permission to ask your child if he/she wants to participate in the interview. Your child must also agree to participate in the interview. Your child will be

told that he or she agrees to take part in the study, but has the right to refuse individual questions, to stop the interview at any time, or refuse to participate in this or any future interviews.

I have read the information about this study and have been given the chance to discuss it and to ask questions. I understand that my child must also agree to participate.

- I give permission for you to ask my child to participate in the interview
- I give permission for my child's interview to be recorded for quality control purposes

## COVER SHEET

# NSCS Condition 1 (Control) Interview

## *Blaise Item-Level Specifications Report*

### **Items contained in this report:**

- Front
- FAQs
- Household Roster
- Contact Information
- NEWHHR
- BNoninterview
- Control Card
- BSetupRoster
- BNCVS1
- Setup of Incident Roster
- BNCVS2
- BUndup
- 2016 Core change questions
- Placeholder for current supplement
- BInform
- BPhoneContactInfo
- BPhone\_Lang\_PersonLevel
- BNonEnglish
- BBack
- Setup of Editing/Coding Roster
- Supplement Debriefing Instruments
- DRAFT SPECS



# CONDITION 1 SPECS BEGIN HERE

---

## BNCVS1

BI

ock  
BNCVS1

---

**Description:** Mobility, Business at Sample Address, Crime Screen Questions,  
Vandalism/Hate Crime/Identity Theft Screen Questions

**Tab Name:** NCVS-1

**Fly Over Name:**

**Universe Type:** If

**Inherited Universe:**

**Universe:** WEBEC ne 1 and SKIPMID ne 1

**Universe Description:**

**Array:**

**Block Instructions:**

## Start\_CP

Field

---

**Description:** Phone or In Person

**Form Pane Label:**

SAS Name:

**Tag Name:**

**Inherited Universe:**

**Universe:**

Universe Description:

**Question Text:** \* IS THIS A PHONE INTERVIEW OR IN PERSON?

Answer list: MODE

Value:	Mnemonic:	Description:
1	Personal	IN PERSON
2	Telephone	PHONE

**Skip Instructions:** IF TELEPHONE INTERVIEW, GO TO MOBILITY  
IF PERSONAL INTERVIEW AND CONSENT TO RECORD GIVEN AT CONSENT, GO TO CONFRECORDINTRO  
IF PERSONAL INTERVIEW AND NO CONSENT TO RECORD, GO TO MOBILITY

# CONFRECORDINTRO Field

**Description:** Confirm record intro

**Form Pane Label:**

SAS Name:

**Tag Name:**

**Inherited Universe:**

**Universe:**

Universe Description: **Previously consented to being recorded**

**Question Text:** You've consented to participate in this interview as well as to have the interview recorded for quality control purposes. I am going to turn on the recording now and ask you to confirm that permission to record.

**Answer List:** Enter\_1\_ To\_Continue

Value:	Mnemonic:	Description:
1		Enter 1 to Continue

Skip Instructions: CONFRECORD

---

**Description:** Confirm record

**Form Pane Label:**

SAS Name:

**Tag Name:**

**Inherited Universe:**

**Universe:**

Universe Description: **Previously consented to being recorded**

**Question Text:**

[START RECORDING. THEN STATE:] Today's date is [STATE LOCAL DATE AND TIME including AM/PM]  
. To confirm, you have given your permission to record this interview for quality control purposes. Is that correct?"

Answer list: TYESNO

Value:	Mnemonic:	Description:
1	Yes	Yes
2	No	No

Skip Instructions: If Yes, go to MOBILITY  
IF NO, go to NORECORD

## NORECORD

Field

---

**Description:** R does not want it recorded

**Form Pane Label:**

SAS Name:

**Tag Name:**

**Inherited Universe:**

**Universe:**

Universe Description:

**Question+Text:** [STOP RECORDING. THEN STATE:]

That's fine. The interview will not be recorded.

Answer list: MODE

---

Value:	Mnemonic:	Description:
1		Enter 1 to continue

---

**Skip Instructions:** MOBILITY

Block

**Mobility**  
BNCVS1.Mobility

---

**Description:** Length of Time at Sample Address

**Tab Name:** Mobility questions

**Fly Over Name:**

**Universe Type:** If

**Inherited Universe:** WEBEC ne 1 and SKIPMID ne 1

**U**  
**nivers**  
**e:**

**Univer**  
**se**  
**Descri**  
**ption:**

**Array:**

**Block Instructions:**

---

## TIMEADDRESS

Field

BNCVS1.Mobility.TIMEADDRESS

---

**Description:** How long respondent has lived at sample address

**Form Pane Label:** How long at address

**SAS Name:**

**Tag Name:** TIMEADDRESS

**Inherited Universe:** WEBEC ne 1 and SKIPMID ne 1

**Universe:** NEXTPERSON eq 1-30 and that line number is a valid respondent (i.e. that line number has a PELIG le 5)

**Universe Description:** An NCVS eligible household member's line number was entered at NEXTPERSON (12 years of age and older with a PELIG less than or equal to 5).

**Question Text:** Before we get to the crime questions, I have ^SOME\_ONEORTWO questions that are helpful in studying where and why crimes occur.

LAST REPORTED AS: ^LIVEDHERE ^MOYRS

\* Ask or verify:

How long ^HAVE\_HAS ^YOU\_NAME lived at this address?

\* Probe: (Just approximately.)

\* Enter number of years lived at address.

\* Enter 0 for less than a year.

**Fills:** SOME\_ONEORTWO

**Instructions:** If L\_NO eq SUM\_HHRESP fill SOME\_ONEORTWO with "some"  
Else fill SOME\_ONEORTWO with "one or two".

**Fills:** LIVEDHERE

**Instructions:** If INCSAM = 0 and REPLCE = 1 fill with "Not previously recorded"  
If YRATADD eq 0 fill LIVEDHERE with MOATADD  
Elseif YRATADD eq 98 fill LIVEDHERE with "Refused"  
Elseif YRATADD eq 99 fill LIVEDHERE with "Don't know"  
Elseif YRATADD eq 'empty' fill LIVEDHERE with "Not"  
Else fill LIVEDHERE with YRATADD

**Fills:** MOYRS



---

**Instructions:** If YRATADD eq 0 fill MOYRS with "month(s)"  
Elseif YRATADD eq 'empty' fill MOYRS with "previously recorded"  
Else fill MOYRS with "year(s)"

**Fills:** HAVE\_HAS

**Instructions:** If SELFPROXY eq 2 fill HAVE\_HAS with "have"  
Else fill HAVE\_HAS with "has".

**Fills:** YOU\_NAME

**Instructions:** If SELFPROXY eq 2 fill YOU\_NAME with "you"  
Else fill YOU\_NAME with ^NAME.

**Type:** Integer

**Length:** 2

**Min:** 0

**Max:** 96

Don't Know

Refuse

Empty

On Input

On Output

**Store Instructions:** Store 4 in PELIG  
Store CURMON,CURDAY,CURYEAR in INTDATE (mmdyyy)

If TIMEADDRESS in 1..96 store 1 in PER6MONS

**Array:**

**Skip Instructions:** If TIMEADDRESS = 13-96 and gt entry of 12-95 in TAGE (age from control card)  
goto TIMEADDRESS\_CHK  
Elseif TIMEADDRESS = 0 goto MONTHSATADDRESS,  
Elseif TIMEADDRESS = DK, RF goto TIMEADDRESSPROBE,  
Elseif TIMEADDRESS = 01..04 goto TIMESMOVEDIN5YEARS,  
Elseif RESPLINE goto BUSINESS  
Else goto SQTHEFT

---

## TIMEADDRESS CK

Check

BNCVS1.Mobility.TIMEADDRESS CK

---

**Description:** Edit check when timed respondent has resided at current address is greater than the respondent's age.

**Inherited Universe:** WEBEC ne 1 and SKIPMID ne 1

**Universe:** TIMEADDRESS > TAGE value of 12-96

**Universe Description:** Individual respondent reports a number of years living at sample address that is greater than their age

**Text:** You said you lived at this address ^YRSATADDRESS years but I have ^YOU\_NAME listed as ^AGE\_NO years old.

[✦ Return to TIMEADDRESS to make a change.](#)

### Check Instructions:

**Type:** Hard

**Skip Instructions:** TIMEADDRESS

**Fills:** YRSATADDRESS

**Instructions:** If TIMEADDRESS eq DK, RF leave YRSATADDRESS blank  
Else fill YRSATADDRESS with (entry from) TIMEADDRESS

(do not fill for TIMEADDRESS = DK,RF)

**Fills:** YOU\_NAME

**Instructions:** If SELFPROXY eq 2 fill YOU\_NAME with "you"  
Else fill YOU\_NAME with ^NAME.

**Fills:** AGE\_NO

**Instructions:** If AGE eq 0 fill AGE\_NO with "less than 1"  
Elseif AGE ge 97 fill AGE\_NO with "older than 96"  
Else fill AGE\_NO with the variable AGE

Field

## MONTHSATADDRESS

BNCVS1.Mobility.MONTHSATADDRESS

**Description:** How many months has respondent lived at sample address

**Form Pane Label:** Months at address

**SAS Name:**

**Tag Name:** MONTHSATADDRESS

**Inherited Universe:** WEBEC ne 1 and SKIPMID ne 1

**Universe:** TIMEATADDRESS eq 0

### Universe Description:

**Question Text:** [+ Ask or verify:](#)

**How many months?**

**Type:** Integer

**Length:** 2

**Min:** 1

**Max:** 11

Don't Know

Refuse

Empty

On Input

On Output

**Store Instructions:** If TIMEATADDRESS less than 1 store 2 in PER6MONS  
Elseif MONTHSATADDRESS eq DK,RF store 3 in PER6MONS  
Else store 1 in PER6MONS

**Array:**

**Special Instructions:** Valid values are 01-11 and DK (Don't know) and RF (Refused)

**Skip Instructions:** TIMESMOVEDIN5YEARS

## TIMEADDRESSPROBE

Field

BNCVS1.Mobility.TIMEADDRESSPROBE

**Description:** Probe to determine how long respondent has lived at the sample address

**Form Pane Label:** How long probe

**SAS Name:**

**Tag Name:** TIMEADDRESSPROBE

**Inherited Universe:** WEBEC ne 1 and SKIPMID ne 1

**Universe:** TIMEADDRESS = DK,RF

### Universe Description:

**Question Text:** ^HAVE\_HAS\_C ^YOU\_NAME lived here:

[◆ Read appropriate categories.](#)

**Fills:** HAVE\_HAS\_C

**Instructions:** If SELFPROXY eq 2 fill HAVE\_HAS\_C with "Have"  
Else fill HAVE\_HAS\_C with "Has".

**Fills:** YOU\_NAME

**Instructions:** If SELFPROXY eq 2 fill YOU\_NAME with "you"  
Else fill YOU\_NAME with ^NAME.

**Type:** Enumerated

**Length:** 1

**Answer List:** Time\_At\_Address

Value:	Mnemonic:	Description:
1	1	[bold]More than 5 years?[n]
2	2	[bold]Less than 5 years but more than 1 year?[n]
3	3	[bold]Less than 1 year but more than 6 months?[n]
4	4	[bold]Six months or less?[n]
5		Don't know

- Don't Know
- Refuse
- Empty

- On Input
- On Output

**Store Instructions:** If TIMEADDRESSPROBE eq 1..2 store 1 in PER6MONS (Yes, person in household more than 12 months)  
Elseif TIMEADDRESSPROBE eq 3,4 store 2 in PER6MONS (No, person not in household more than 12 months)  
Elseif TIMEADDRESSPROBE eq 5 or RF store 3 in PER6MONS (Don't know or refused, if person in household more than 6 months)

**Array:**

**Skip Instructions:** If TIMESADDRESSPROBE = 2,3,4,5 goto TIMESMOVEDIN5YEARS,  
Else goto SQTHEFT

---

## TIMESMOVEDIN5YEARS

Field

BNCVS1.Mobility.TIMESMOVEDIN5YEARS

---

**Description:** How many times has the respondent moved in the last 5 years

**Form Pane Label:** Times moved in 5 yrs

**SAS Name:**

**Tag Name:** TIMESMOVEDIN5YEARS

**Inherited Universe:** WEBEC ne 1 and SKIPMID ne 1

**Universe:** TIMEATADDRESS eq 01..04 or\  
MONTHSATADDRESS or\  
TIMEATADDRESSPROBE eq 2..5

**Universe Description:** Entries in TIMEATADDRESS or TIMEATADDRESSPROBE eq less than 5 years or  
any entry in MONTHSATADDRESS

**Question Text:** Altogether, how many times ^HAVE\_HAS ^YOU\_NAME moved in the last 5  
years, that is, since ^MOVEDATE1 ^MOVEDATE2?

✦ Enter number of times.

**Fills:** HAVE\_HAS

**Instructions:** If SELFPROXY eq 2 fill HAVE\_HAS with "have"  
Else fill HAVE\_HAS with "has".

**Fills:** YOU\_NAME

**Instructions:** If SELFPROXY eq 2 fill YOU\_NAME with "you"  
Else fill YOU\_NAME with ^NAME.

**Fills:** MOVEDATE1

**Instructions:** Store curmon\_c in MOVEDATE1.

Therefore if today is January 2nd fill MOVEDATE1 with "January"

**Fills:** MOVEDATE2

**Instructions:** Fill MOVEDATE2 with (current year - 5)

**Type:** Integer

**Length:** 2

**Min:** 1

**Max:** 96

- Don't Know
- Refuse
- Empty

- On Input
- On Output

**Array:**

**Skip Instructions:** SQTHEFT

---

## NCVS1SEC1INTID

Field

BNCVS1.Mobility.NCVS1SEC1INTID

---

**Description:** ID of the FR who completed the NCVS 1, Section 1 block (Mobility)

**Form Pane Label:**

**SAS Name:**

**Tag Name:** ncvs1sec1intid

**Inherited Universe:** WEBEC ne 1 and SKIPMID ne 1

**Universe:**

**Universe Description:**

**Question Text:**

**Type:** Classification

**Length:** 3

- Don't Know
- Refuse
- Empty

- On Input
- On Output

**Store Instructions:** If ((TIMEATADDRESS eq 05-96 or  
TIMEATADDRESSPROBE eq 1,RF or  
TIMESMOVEDIN5YEARS eq 01-96,DK,RF) AND NCVS1SEC1INTID is empty)  
store INTID in NCVS1SEC1INTID and  
store USERID in NCVS1SEC1JBID

**Array:**



---

Field

**NCVS1SEC1JBID**  
BNCVS1.Mobility.NCVS1SEC1JBID

---

**Description:** James Bond ID of the FR who completed the NCVS 1, Section 1 block (Mobility)

**Form Pane Label:**

**SAS Name:**

**Tag Name:** ncvs1sec1jbid

**Inherited Universe:** WEBEC ne 1 and SKIPMID ne 1

**Universe:**

**Universe Description:**

**Question Text:**

**Type:** Classification

**Length:** 8

- Don't Know
- Refuse
- Empty

- On Input
- On Output

**Store Instructions:** If ((TIMEATADDRESS eq 05-96 or  
TIMEATADDRESSPROBE eq 1,RF or  
TIMESMOVEDIN5YEARS eq 01-96,DK,RF) AND NCVS1SEC1JBID is empty)  
store JBID in NCVS1SEC1JBID

**Array:**



Field

**NCVS1SEC2INTID**  
BNCVS1.Business at Sample Address.NCVS1SEC2INTID

**Description:** ID of the FR who completed the NCVS 1, Section 2 block (Business)

**Form Pane Label:**

**SAS Name:**

**Tag Name:** ncvs1sec2intid

**Inherited Universe:** WEBEC ne 1 and SKIPMID ne 1

**Universe:**

**Universe Description:**

**Question Text:**

**Type:** Classification

**Length:** 3

- Don't Know
- Refuse
- Empty

- On Input
- On Output

**Store Instructions:** If ((BUSINESS eq 2 or  
BUSINESSSIGN eq 1,2) AND NCVS1SEC2INTID is empty)  
store INTID in NCVS1SEC2INTID and  
store USERID in NCVS1SEC2JBID

**Array:**

---

## NCVS1SEC2JBID

Field

BNCVS1.Business at Sample Address.NCVS1SEC2JBID

---

**Description:** James Bond ID of the FR who completed the NCVS 1, Section 2 block (Business)

**Form Pane Label:**

**SAS Name:**

**Tag Name:** ncvs1sec2jbid

**Inherited Universe:** WEBEC ne 1 and SKIPMID ne 1

**Universe:**

**Universe Description:**

**Question Text:**

**Type:** Classification

**Length:** 8

- Don't Know
- Refuse
- Empty

- On Input
- On Output

**Store Instructions:** If ((BUSINESS eq 2 or  
BUSINESSSIGN eq 1,2) AND NCVS1SEC2JBID is empty)  
store USERID in NCVS1SEC2JBID and

**Array:**

---

**Block**

**Crime Screen Questions**  
BNCVS1.Crime Screen Questions

---

**Description:** Screen Questions for Household Respondent and Individual Respondents

**Tab Name:** Crime Screen Questions for HHR and Ind Resp

**Fly Over Name:**

**Universe Type:** If

**Inherited Universe:** WEBEC ne 1 and SKIPMID ne 1

**Universe:**

**Universe Description:**

**Array:**

**Block Instructions:**

---

## SQTHEFT

Field

BNCVS1.Crime Screen Questions.SQTHEFT

---

**Description:** Intro to screener questions/first screener question - was something stolen.

**Form Pane Label:** Was something stolen

**SAS Name:**

**Tag Name:** SQTHEFT

**Inherited Universe:** WEBEC ne 1 and SKIPMID ne 1

**Universe:** TIMEADDRESS

### Universe Description:

**Question Text:** I'm going to read some examples that will give you an idea of the kinds of crimes this study covers.

As I go through them, tell me if any of these happened to ^YOU\_NAME in the last 12 months, that is, since ^REFPRD1.

Was something belonging to ^YOU\_NAMECAP stolen, such as--

✦ [Read each category.](#)

--Things that you carry, like luggage, a wallet, purse, briefcase, book -

--Clothing, jewelry, or cellphone -

--Bicycle or sports equipment -

--Things in your home - like a TV, stereo, or tools -

^THINGSOUTSIDEHOME

^THINGSBELONGTO

--Things from a vehicle, such as a package, groceries, camera, or CDs -

OR

--Did anyone ATTEMPT to steal anything belonging to ^YOU\_NAME?

✦ [Ask only if necessary:](#)

(Did any incidents of this type happen to ^YOU\_HIM\_HER?)

**Fills:** YOU\_NAME

**Instructions:** If SELFPROXY eq 2 fill YOU\_NAME with "you"

Else fill YOU\_NAME with ^NAME.

**Fills:** REFPRD1

**Instructions:** If INCSAM eq 0 and eq to RESPLINE fill REFPRD1 with LSTHHRINTDATE

Elseif INCSAM eq 0 and LSTINTDATE is empty fill REFPRD1 with (INTPER

**minus twelve months) [the first day of the month twelve months ago in the format**

month day, year for respondents new to the household]

Elseif INCSAM eq 0 fill REFPRD1 with LSTINTDATE

Elseif INCSAM eq 0 and REPLCE eq 1 fill REFPRD1 with the 1st day of the month 12 months ago (replacement household)

Elseif INCSAM eq 1 fill REFPRD1 with (INTPER minus twelve months) [the first day of the month twelve months ago in the format month day, year for all respondents This fills the beginning date (month, day, year) of the reference period. For example, September 6, 2003. If respondent is the household respondent (for continuing cases) then the beginning of the reference period is the date of last interview for the last household respondent. If this is a continuing case and the respondent is new to the household (LSTINTDATE is empty) the beginning of the reference period is the 1st day of the month twelve months ago. If respondent is an individual respondent (for continuing cases) then the beginning of the reference period is the date of their last interview. However, if respondent was a noninterview 12 months ago, the beginning of the reference period is the 1st day of the month 12 months ago (this is setup when the SCIF is created, so no calculation needed in the instrument). If this is an incoming case, the beginning of the reference period is the 1st day of the month 12 months ago.

**Fills:** YOU\_NAMECAP

**Instructions:** If SELFPROXY eq 2 fill YOU\_NAMECAP with "YOU"

Else fill YOU\_NAMECAP with ^NAME.

**Fills:** THINGSOUTSIDEHOME

**Instructions:** If RESPLINE (talking to household respondent) fill THINGSOUTSIDEHOME with

-- Things outside your home such as a garden hose or lawn furniture --

Else leave THINGSOUTSIDEHOME blank

**Fills:** THINGSBELONGTO

**Instructions:** If RESPLINE (talking to the household respondent) fill THINGSBELONGTO with

-- Things belonging to children in the household --

Else leave THINGSBELONGTO blank

**Fills:** YOU\_HIM\_HER

**Instructions:** If SELFPROXY eq 2 fill YOU\_HIM\_HER with "you"

Elseif SELFPROXY eq 4 AND SEX eq 1 fill YOU\_HIM\_HER with "him"

Elseif SELFPROXY eq 4 AND SEX eq 2 fill YOU\_HIM\_HER with "her"

Elseif SELFPROXY eq 4 AND SEX ne 1 or 2 fill YOU\_HIM\_HER with ^NAME.

**Type:** Enumerated

---

**Length: 1**

---



---

**Answer List: TYesNo**

---

<b>Value:</b>	<b>Mnemonic:</b>	<b>Description:</b>
1	Yes	Yes
2	No	No

---

- Don't Know
- Refuse
- Empty

- On Input
- On Output

**Store Instructions:** If SQTHEFT = 1 store 1 in INCINDEX

**Array:**

**Skip Instructions:** If SQTHEFT = 1 goto SQTHEFTTIMES  
Elseif SQTHEFT = 2, DK, RF and RESPLINE goto SQBREAKIN  
Else goto SQATTACKWHERE

Field

## SQTHEFTTIMES

BNCVS1.Crime Screen Questions.SQTHEFTTIMES

**Description:** Number of times something was stolen

**Form Pane Label:** Theft num. of times

**SAS Name:**

**Tag Name:** SQTHEFTTIMES

**Inherited Universe:** WEBEC ne 1 and SKIPMID ne 1

**Universe:** SQTHEFT = 1

### Universe Description:

**Question Text:** How many times?

**Type:** Integer

**Length:** 2

**Min:** 1

**Max:** 30

Don't Know

Refuse

Empty

On Input

On Output

**Store Instructions:** Store SQTHEFTTIMES in SQTHEFTTMS(L\_no)

**Array:**

**Skip Instructions:** SQTHEFTSPEC

---

## SQTHEFTSPEC

Field

BNCVS1.Crime Screen Questions.SQTHEFTSPEC

---

**Description:** Write-in entry to describe what happened during this incident - Theft

**Form Pane Label:** Theft SQ Specify

**SAS Name:**

**Tag Name:** SQTHEFTSPEC

**Inherited Universe:** WEBEC ne 1 and SKIPMID ne 1

**Universe:**

**Universe Description:** SQTHEFT = 1

**Question Text:** What happened?

[✦ Describe all incidents for this screener below.](#)

**Type:** String

**Length:** 100

- Don't Know  
 Refuse  
 Empty

- On Input  
 On Output

**Array:**

**Skip Instructions:** If RESPLINE goto SQBREAKIN  
Else goto SQATTACKWHERE

Field

**SQBREAKIN**

BNCVS1.Crime Screen Questions.SQBREAKIN

**Description:** Did someone break into or attempt to break into respondent's home\  
(Household respondent only)

**Form Pane Label:** Did someone break-in

**SAS Name:**

**Tag Name:** SQBREAKIN

**Inherited Universe:** WEBEC ne 1 and SKIPMID ne 1

**Universe:** TIMEATADDRESS AND L\_NO = SUM\_HHRESP

**Universe Description:**

**Question Text:** ^HAS\_OTHERTHAN anyone --

[\\*Read each category.](#)

--Broken in or ATTEMPTED to break into ^YOUR\_NAME home by forcing a door or window, pushing past someone, jimmying a lock, cutting a screen, or entering through an open door or window?

--Has anyone illegally gotten in or tried to get into a garage, shed, or storage room?

OR

--Illegally gotten in or tried to get into a hotel or motel room or vacation home where ^YOU\_NAME were staying?

[\\*Ask only if necessary:](#)

(Did any incidents of this type happen to ^YOU\_HIM\_HER?)

**Fills:** HAS\_OTHERTHAN

**Instructions:** If SQTHEFT or SQBREAKIN or SQMVTHEFT or SQATTACKWHERE eq 1 fill HAS\_OTHERTHAN with "Other than any incidents already mentioned, has"  
Else fill HAS\_OTHERTHAN with "Has".

**Fills:** YOUR\_NAME

**Instructions:** If SELFPROXY eq 2 fill YOUR\_NAME with "your"  
Else fill YOUR\_NAME with ^NAME.

**Fills:** YOU\_NAME

**Instructions:** If SELFPROXY eq 2 fill YOU\_NAME with "you"  
Else fill YOU\_NAME with ^NAME.

**Fills:** YOU\_HIM\_HER

**Instructions:** If SELFPROXY eq 2 fill YOU\_HIM\_HER with "you"

Elseif SELFPROXY eq 4 AND SEX eq 1 fill YOU\_HIM\_HER with "him"

Elseif SELFPROXY eq 4 AND SEX eq 2 fill YOU\_HIM\_HER with "her"

Elseif SELFPROXY eq 4 AND SEX ne 1 or 2 fill YOU\_HIM\_HER with ^NAME.

**Type:** Enumerated

**Length:** 1

**Answer List:** TYesNo

Value:	Mnemonic:	Description:
1	Yes	Yes
2	No	No

Don't Know

Refuse

Empty

On Input

On Output

**Store Instructions:** If SQBREAKIN = 1 store 1 in INCINDEX

**Array:**

**Skip Instructions:** If SQBREAKIN = 1 goto SQBREAKINTIMES

Else goto SQTOTALVEHICLES

Field

## SQBREAKINTIMES

BNCVS1.Crime Screen Questions.SQBREAKINTIMES

**Description:** Number of times home/building was broken into\  
(Household respondent only)

**Form Pane Label:** Break-in num. times

**SAS Name:**

**Tag Name:** SQBREAKINTIMES

**Inherited Universe:** WEBEC ne 1 and SKIPMID ne 1

**Universe:** SQBREAKIN=1

**Universe Description:**

**Question Text:** How many times?

**Type:** Integer

**Length:** 2

**Min:** 1

**Max:** 30

Don't Know

Refuse

Empty

On Input

On Output

**Store Instructions:** STORE SQBREAKINTIMES IN SQBREAKINTMS(L\_no)

**Array:**

**Skip Instructions:** SQBREAKINSPEC

---

## SQBREAKINSPEC

Field

BNCVS1.Crime Screen Questions.SQBREAKINSPEC

---

**Description:** Write-in entry to describe what happened during this incident - Break-in\  
(Household respondent only)

**Form Pane Label:** Break-in SQ Specify

**SAS Name:**

**Tag Name:** SQBREAKINSPEC

**Inherited Universe:** WEBEC ne 1 and SKIPMID ne 1

**Universe:** SQBREAKIN = 1

**Universe Description:**

**Question Text:** What happened?

[\\*Describe all incidents for this screener below.](#)

**Type:** String

**Length:** 100

- Don't Know  
 Refuse  
 Empty

- On Input  
 On Output

**Array:**

**Skip Instructions:** SQTOTALVEHICLES

Field

## SQTOTALVEHICLES

BNCVS1.Crime Screen Questions.SQTOTALVEHICLES

**Description:** Total number of vehicles the household has owned over the last 12 months\  
(Household respondent only)

**Form Pane Label:** Total HH vehicles

**SAS Name:**

**Tag Name:** SQTOTALVEHICLES

**Inherited Universe:** WEBEC ne 1 and SKIPMID ne 1

**Universe:** SQBREAKIN

### Universe Description:

**Question Text:** What was the TOTAL number of cars, vans, trucks, motorcycles, or other motor vehicles owned by ^YOU\_NAME or any other member of ^THIS\_THAT\_SQ household during the last 12 months? Include those ^YOU\_HE\_SHE no longer ^OWN\_OWNS.

✦ If greater than 4, enter 4.

**Fills:** YOU\_NAME

**Instructions:** If SELFPROXY eq 2 fill YOU\_NAME with "you"  
Else fill YOU\_NAME with ^NAME.

**Fills:** THIS\_THAT\_SQ

**Instructions:** If SELFPROXY eq 2 fill THIS\_THAT with "this"  
Else fill THIS\_THAT with "that"

**Fills:** YOU\_HE\_SHE

**Instructions:** If SELFPROXY eq 2 fill YOU\_HE\_SHE with "you"  
Elseif SELFPROXY eq 4 AND SEX eq 1 fill YOU\_HE\_SHE with "he"  
Elseif SELFPROXY eq 4 AND SEX eq 2 fill YOU\_HE\_SHE with "she"  
Elseif SELFPROXY eq 4 AND SEX is blank fill YOU\_HE\_SHE with ^NAME.

**Fills:** OWN\_OWNS

**Instructions:** If SELFPROXY eq 2 fill OWN\_OWNS with "own"  
Else fill OWN\_OWNS with "owns"

**Type:** Integer

**Length:** 1



**Min:** 0

**Max:** 4

- Don't Know
- Refuse
- Empty

- On Input
- On Output

**Array:**

**Skip Instructions:** If SQTOTALVEHICLES = 0 goto SQATTACKWHERE  
Else goto SQMVTHEFT

Field

**SQMVTHEFT**

BNCVS1.Crime Screen Questions.SQMVTHEFT

**Description:** Were any of the household's vehicles or auto parts stolen\  
(Household respondent only)

**Form Pane Label:** Motor vehicle theft

**SAS Name:**

**Tag Name:** SQMVTHEFT

**Inherited Universe:** WEBEC ne 1 and SKIPMID ne 1

**Universe:** SQTOTALVEHICLES = 1, 2, 3, 4, RF

**Universe Description:**

**Question Text:** During the last 12 months, ^ALREADYMENTIONED ^WASTHE\_WEREANY -

✦ [Read each category.](#)

- Stolen or used without permission?
- Did anyone steal any parts such as a tire, car stereo, hubcap, or battery?
- Did anyone steal any gas from ^IT\_THEM\_SQ?  
OR
- Did anyone ATTEMPT to steal any vehicle or parts attached to  
^IT\_THEM\_SQ?

✦ [Ask only if necessary:](#)

(Did any incidents of this type happen to ^YOU\_HIM\_HER?)

**Fills:** ALREADYMENTIONED

**Instructions:** If SQTHEFT eq 1 or SQBREAKIN eq 1 fill ALREADYMENTIONED with "other than any incident(s) already mentioned, "  
Else leave ALREADYMENTIONED blank.

**Fills:** WASTHE\_WEREANY

**Instructions:** If SQTOTALVEHICLES eq 1 fill WASTHE\_WEREANY with "was the vehicle"  
Else fill WASTHE\_WEREANY with "were any of the vehicles".

**Fills:** IT\_THEM\_SQ

**Instructions:** If SQTOTALVEHICLES eq 1 fill IT\_THEM\_SQ with "it"  
Else fill IT\_THEM\_SQ with "them".

**Fills:** YOU\_HIM\_HER

**Instructions:** If SELFPROXY eq 2 fill YOU\_HIM\_HER with "you"

Elseif SELFPROXY eq 4 AND SEX eq 1 fill YOU\_HIM\_HER with "him"

Elseif SELFPROXY eq 4 AND SEX eq 2 fill YOU\_HIM\_HER with "her"

Elseif SELFPROXY eq 4 AND SEX ne 1 or 2 fill YOU\_HIM\_HER with ^NAME.

**Type:** Enumerated

**Length:** 1

**Answer List:** TYesNo

Value:	Mnemonic:	Description:
1	Yes	Yes
2	No	No

- Don't Know
- Refuse
- Empty

- On Input
- On Output

**Store Instructions:** If SQMVTHEFT = 1 store 1 in INCINDEX

**Array:**

**Skip Instructions:** If SQMVTHEFT = 1 goto SQMVTHEFTTIMES

Else goto SQATTACKWHERE

Field

## SQMVTHEFTTIMES

BNCVS1.Crime Screen Questions.SQMVTHEFTTIMES

**Description:** Number of times vehicles or auto parts stolen\  
(Household respondent only)

**Form Pane Label:** MV Theft num. times

**SAS Name:**

**Tag Name:** SQMVTHEFTTIMES

**Inherited Universe:** WEBEC ne 1 and SKIPMID ne 1

**Universe:** SQMVTHEFT=1

**Universe Description:**

**Question Text:** How many times?

**Type:** Integer

**Length:** 2

**Min:** 1

**Max:** 30

Don't Know

Refuse

Empty

On Input

On Output

**Store Instructions:** Store SQMVTHEFTTIMES in SQMVTHEFTTMS(L\_no)

**Array:**

**Skip Instructions:** SQMVTHEFTSPEC

---

## SQMVTHEFTSPEC

Field

BNCVS1.Crime Screen Questions.SQMVTHEFTSPEC

---

**Description:** Write-in entry to describe what happened during this incident - Motor Vehicle Theft\  
(Household respondent only)

**Form Pane Label:** MV Theft SQ Specify

**SAS Name:**

**Tag Name:** SQMVTHEFTSPEC

**Inherited Universe:** WEBEC ne 1 and SKIPMID ne 1

**Universe:** SQMVTHEFTTIMES

**Universe Description:**

**Question Text:** What happened?

[✦ Describe all incidents for this screener below.](#)

**Type:** String

**Length:** 100

- Don't Know
- Refuse
- Empty

- On Input
- On Output

**Array:**

**Skip Instructions:** SQATTACKWHERE

Field

## SQATTACKWHERE

BNCVS1.Crime Screen Questions.SQATTACKWHERE

**Description:** Was the respondent attacked, threatened, or was something stolen from one of these places

**Form Pane Label:** Attack where

**SAS Name:**

**Tag Name:** SQATTACKWHERE

**Inherited Universe:** WEBEC ne 1 and SKIPMID ne 1

**Universe:** TIMEADDRESS

### Universe Description:

**Question Text:** ^SINCE\_OTHERTHAN ^REFPRD1, ^WERE\_WAS ^YOU\_NAME attacked or threatened OR did ^YOU\_HE\_SHE have something stolen from ^YOU\_HIM\_HER -

♦ [Read each category.](#)

--At home including the porch or yard -

--At or near a friend's, relative's, or neighbor's home -

--At work or school -

--In places such as a storage shed or laundry room, a shopping mall, restaurant, bank, or airport -

--While riding in any vehicle -

--On the street or in a parking lot -

--At such places as a party, theater, gym, picnic area, bowling lanes, or while fishing or hunting -

OR

--Did anyone ATTEMPT to attack or ATTEMPT to steal anything belonging to ^YOU\_HIM\_HER from any of these places?

♦ [Ask only if necessary:](#)

(Did any incidents of this type happen to ^YOU\_NAME?)

**Fills:** SINCE\_OTHERTHAN

**Instructions:** If SQTHEFT or SQBREAKIN or SQMVTHEFT eq 1 fill SINCE\_OTHERTHAN with "Other than any incidents already mentioned, since"  
Else fill SINCE\_OTHERTHAN with "Since".

**Fills:** REFPRD1

**Instructions:** If INCSAM eq 0 and eq to RESPLINE fill REFPRD1 with LSTHHRINTDATE  
Elseif INCSAM eq 0 and LSTINTDATE is empty fill REFPRD1 with (INTPER

minus twelve months) [the first day of the month twelve months ago in the format month day, year for respondents new to the household]  
Elseif INCSAM eq 0 fill REFPRD1 with LSTINTDATE  
Elseif INCSAM eq 0 and REPLCE eq 1 fill REFPRD1 with the 1st day of the month 12 months ago (replacement household)  
Elseif INCSAM eq 1 fill REFPRD1 with (INTPER minus twelve months) [the first day of the month twelve months ago in the format month day, year for all respondents This fills the beginning date (month, day, year) of the reference period. For example, September 6, 2003. If respondent is the household respondent (for continuing cases) then the beginning of the reference period is the date of last interview for the last household respondent. If this is a continuing case and the respondent is new to the household (LSTINTDATE is empty) the beginning of the reference period is the 1st day of the month 12 months ago. If respondent is an individual respondent (for continuing cases) then the beginning of the reference period is the date of their last interview. However, if respondent was a noninterview 12 months ago, the beginning of the reference period is the 1st day of the month 12 months ago (this is setup when the SCIF is created, so no calculation needed in the instrument). If this is an incoming case, the beginning of the reference period is the 1st day of the month 12 months ago.

Fills: YOU\_NAME

Instructions: If SELFPROXY eq 2 fill YOU\_NAME with "you"  
Else fill YOU\_NAME with ^NAME.

Fills: YOU\_HE\_SHE

Instructions: If SELFPROXY eq 2 fill YOU\_HE\_SHE with "you"  
Elseif SELFPROXY eq 4 AND SEX eq 1 fill YOU\_HE\_SHE with "he"  
Elseif SELFPROXY eq 4 AND SEX eq 2 fill YOU\_HE\_SHE with "she"  
Elseif SELFPROXY eq 4 AND SEX is blank fill YOU\_HE\_SHE with ^NAME.

Fills: YOU\_HIM\_HER

Instructions: If SELFPROXY eq 2 fill YOU\_HIM\_HER with "you"  
Elseif SELFPROXY eq 4 AND SEX eq 1 fill YOU\_HIM\_HER with "him"  
Elseif SELFPROXY eq 4 AND SEX eq 2 fill YOU\_HIM\_HER with "her"  
Elseif SELFPROXY eq 4 AND SEX ne 1 or 2 fill YOU\_HIM\_HER with ^NAME.

Fills: WERE\_WAS

Instructions: If SELFPROXY eq 2 fill WERE\_WAS with "were"  
Else fill WERE\_WAS with "was".

---

**Type:** Enumerated

---



---

**Length:** 1

**Answer List:** TYesNo

---

<b>Value:</b>	<b>Mnemonic:</b>	<b>Description:</b>
1	Yes	Yes
2	No	No

---

Don't Know

Refuse

Empty

On Input

On Output

**Store Instructions:** If SQATTACKWHERE = 1 store 1 in INCINDEX

**Array:**

**Skip Instructions:** If SQATTACKWHERE = 1 goto SQATTACKWHERETIMES  
Else goto SQATTACKHOW

---

## SQATTACKWHERETIMES

Field

BNCVS1.Crime Screen Questions.SQATTACKWHERETIMES

---

**Description:** Number of times attacked, threatened, something stolen from one of these places

**Form Pane Label:** Attack where num. times

**SAS Name:**

**Tag Name:** SQATTACKWHERETIMES

**Inherited Universe:** WEBEC ne 1 and SKIPMID ne 1

**Universe:** SQATTACKWHERE=1

### Universe Description:

**Question Text:** How many times?

**Type:** Integer

**Length:** 2

**Min:** 1

**Max:** 30

Don't Know

Refuse

Empty

On Input

On Output

**Store Instructions:** Store SQATTACKWHERETIMES in SQATTACKWHERETMS(I\_no)

**Array:**

**Skip Instructions:** SQATTACKWHERESPEC

Field

## SQATTACKWHEREPEC

BNCVS1.Crime Screen Questions.SQATTACKWHEREPEC

**Description:** Write-in entry to describe what happened during this incident - Attacked where

**Form Pane Label:** Attack where SQ Specify

**SAS Name:**

**Tag Name:** SQATTACKWHEREPEC

**Inherited Universe:** WEBEC ne 1 and SKIPMID ne 1

**Universe:** SQATTACKWHERE = 1

**Universe Description:**

**Question Text:** What happened?

[✦ Describe all incidents for this screener below.](#)

**Type:** String

**Length:** 100

- Don't Know
- Refuse
- Empty

- On Input
- On Output

**Array:**

**Skip Instructions:** SQATTACKHOW

---

## SQATTACKHOW

Field

BNCVS1.Crime Screen Questions.SQATTACKHOW

---

**Description:** Was the respondent attacked, threatened, or was something stolen in any of these ways

**Form Pane Label:** Attack how

**SAS Name:**

**Tag Name:** SQATTACKHOW

**Inherited Universe:** WEBEC ne 1 and SKIPMID ne 1

**Universe:** TIMEADDRESS

**Universe Description:**

**Question Text:** ^HAS\_OTHERTHAN anyone attacked or threatened ^YOU\_NAME in any of these ways --

✦ Exclude telephone threats.

✦ Read each category.

--With any weapon, for instance, a gun or knife -

--With anything like a baseball bat, frying pan, scissors, or stick -

--By something thrown, such as a rock or bottle -

--Include any grabbing, punching, or choking -

--Any rape, attempted rape, or other type of sexual attack -

--Any face to face threats -

OR

--Any attack or threat or use of force by anyone at all? Please mention it even if you are not certain it was a crime.

✦ Ask only if necessary:

(Did any incidents of this type happen to ^YOU\_NAME?)

**Fills:** HAS\_OTHERTHAN

**Instructions:** If SQTHEFT or SQBREAKIN or SQMVTHEFT or SQATTACKWHERE eq 1 fill HAS\_OTHERTHAN with "Other than any incidents already mentioned, has"  
Else fill HAS\_OTHERTHAN with "Has".

**Fills:** YOU\_NAME

**Instructions:** If SELFPROXY eq 2 fill YOU\_NAME with "you"  
Else fill YOU\_NAME with ^NAME.

---

**Type:** Enumerated  
**Length:** 1

**Answer List:** TYesNo

---

<b>Value:</b>	<b>Mnemonic:</b>	<b>Description:</b>
1	Yes	Yes
2	No	No

---

- Don't Know
- Refuse
- Empty

- On Input
- On Output

**Store Instructions:** If SQATTACKHOW = 1 store 1 in INCINDEX

**Array:**

**Skip Instructions:** If SQATTACKHOW = 1 goto SQATTACKHOWTIMES  
Else goto SQTHEFTATTACKKNOWNOFF

---

## SQATTACKHOWTIMES

Field

BNCVS1.Crime Screen Questions.SQATTACKHOWTIMES

---

**Description:** Number of times attacked or threatened in one of these ways

**Form Pane Label:** Attack how num. times

**SAS Name:**

**Tag Name:** SQATTACKHOWTIMES

**Inherited Universe:** WEBEC ne 1 and SKIPMID ne 1

**Universe:** SQATTACKHOW=1

**Universe Description:**

**Question Text:** How many times?

**Type:** Integer

**Length:** 2

**Min:** 1

**Max:** 30

Don't Know

Refuse

Empty

On Input

On Output

**Store Instructions:** Store SQATTACKHOWTIMES in SQATTACKHOWTMS(I\_no)

**Array:**

**Skip Instructions:** SQATTACKHOWSPEC

Field

## SQATTACKHOWSPEC

BNCVS1.Crime Screen Questions.SQATTACKHOWSPEC

**Description:** Write-in entry to describe what happened during this incident - Attacked how

**Form Pane Label:** Attack how SQ Specify

**SAS Name:**

**Tag Name:** SQATTACKHOWSPEC

**Inherited Universe:** WEBEC ne 1 and SKIPMID ne 1

**Universe:** SQATTACKHOWTIMES

**Universe Description:**

**Question Text:** What happened?

[✦ Describe all incidents for this screener below.](#)

**Type:** String

**Length:** 100

- Don't Know
- Refuse
- Empty

- On Input
- On Output

**Array:**

**Skip Instructions:** SQTHEFTATTACKKNOWNOFF

---

## SQTHEFTATTACKKNOWNOFF

Field

BNCVS1.Crime Screen Questions.SQTHEFTATTACKKNOWNOFF

---

**Description:** Was the respondent attacked, threatened, or was something stolen by someone they know

**Form Pane Label:** By known off

**SAS Name:**

**Tag Name:** SQTHEFTATTACKKNOWNOFF

**Inherited Universe:** WEBEC ne 1 and SKIPMID ne 1

**Universe:** TIMEADDRESS

### Universe Description:

**Question Text:** People often don't think of incidents committed by someone they know.  
^DID\_OTHERTHAN ^YOU\_NAME have something stolen from ^YOU\_HIM\_HER  
OR ^WERE\_WAS ^YOU\_HE\_SHE attacked or threatened by --

✦ [Exclude telephone threats.](#)

✦ [Read each category.](#)

--Someone at work or school -

--A neighbor or friend -

--A relative or family member -

--Any other person ^YOU\_HE\_SHE ^HAVE\_HAS met or known?

✦ [Ask only if necessary:](#)

(Did any incidents of this type happen to ^YOU\_HIM\_HER?)

**Fills:** DID\_OTHERTHAN

**Instructions:** If SQTHEFT or SQBREAKIN or SQMVTHEFT or SQATTACKWHERE or  
SQATTACKHOW eq 1 fill DID\_OTHERTHAN with "Other than any incidents  
already mentioned, did"  
Else fill DID\_OTHERTHAN with "Did".

**Fills:** YOU\_NAME

**Instructions:** If SELFPROXY eq 2 fill YOU\_NAME with "you"  
Else fill YOU\_NAME with ^NAME.

**Fills:** YOU\_HIM\_HER

**Instructions:** If SELFPROXY eq 2 fill YOU\_HIM\_HER with "you"



Elseif SELFPROXY eq 4 AND SEX eq 1 fill YOU\_HIM\_HER with "him"  
Elseif SELFPROXY eq 4 AND SEX eq 2 fill YOU\_HIM\_HER with "her"  
Elseif SELFPROXY eq 4 AND SEX ne 1 or 2 fill YOU\_HIM\_HER with ^NAME.

Fills: YOU\_HE\_SHE

Instructions: If SELFPROXY eq 2 fill YOU\_HE\_SHE with "you"  
Elseif SELFPROXY eq 4 AND SEX eq 1 fill YOU\_HE\_SHE with "he"  
Elseif SELFPROXY eq 4 AND SEX eq 2 fill YOU\_HE\_SHE with "she"  
Elseif SELFPROXY eq 4 AND SEX is blank fill YOU\_HE\_SHE with ^NAME.

Fills: WERE\_WAS

Instructions: If SELFPROXY eq 2 fill WERE\_WAS with "were"  
Else fill WERE\_WAS with "was".

Fills: HAVE\_HAS

Instructions: If SELFPROXY eq 2 fill HAVE\_HAS with "have"  
Else fill HAVE\_HAS with "has".

Type: Enumerated

Length: 1

Answer List: TYesNo

Value:	Mnemonic:	Description:
1	Yes	Yes
2	No	No

Don't Know

Refuse

Empty

On Input

On Output

Store Instructions: If SQTHEFTATTACKKNOWNOFF = 1 store 1 in INCINDEX

Array:

Skip Instructions: If SQTHEFTATTACKKNOWNOFF = 1 goto SQTHEFTATTACKKNOWNOFFTIMES  
Else goto SQSEXUAL

---

## SQTHEFTATTACKKNOWNOFFTIMES

Field

BNCVS1.Crime Screen Questions.SQTHEFTATTACKKNOWNOFFTIMES

---

**Description:** Number of times attacked, threatened, or had something stolen by someone respondent knew

**Form Pane Label:** By known off num. times

**SAS Name:**

**Tag Name:** SQTHEFTATTACKKNOWNOFFTIMES

**Inherited Universe:** WEBEC ne 1 and SKIPMID ne 1

**Universe:** SQTHEFTATTACKKNOWNOFF=1

**Universe Description:**

**Question Text:** How many times?

**Type:** Integer

**Length:** 2

**Min:** 1

**Max:** 30

Don't Know

Refuse

Empty

On Input

On Output

**Store Instructions:** Store SQTHEFTATTACKKNOWNOFFTIMES in  
SQTHEFTATTACKKNOWNOFFTMS(L\_no)

**Array:**

**Skip Instructions:** SQTHEFTATTACKKNOWNOFFSPEC

Field

---

## SQTHEFTATTACKKNOWNOFFSPEC

BNCVS1.Crime Screen Questions.SQTHEFTATTACKKNOWNOFFSPEC

---

**Description:** Write-in entry to describe what happened during this incident - By a known offender

**Form Pane Label:** By known off SQ Specify

**SAS Name:**

**Tag Name:** SQTHEFTATTACKKNOWNOFFSPEC

**Inherited Universe:** WEBEC ne 1 and SKIPMID ne 1

**Universe:** SQTHEFTATTACKKNOWNOFFTIMES

**Universe Description:**

**Question Text:** What happened?

[✦ Describe all incidents for this screener below.](#)

**Type:** String

**Length:** 100

- Don't Know
- Refuse
- Empty

- On Input
- On Output

**Array:**

**Skip Instructions:** SQSEXUAL

---

## SQSEXUAL

Field

BNCVS1.Crime Screen Questions.SQSEXUAL

---

**Description:** Was the respondent forced or coerced to engage in unwanted sexual activity

**Form Pane Label:** Sexual Assault

**SAS Name:**

**Tag Name:** SQSEXUAL

**Inherited Universe:** WEBEC ne 1 and SKIPMID ne 1

**Universe:** TIMEADDRESS

### Universe Description:

**Question Text:** Incidents involving forced or unwanted sexual acts are often difficult to talk about. ^HAVE\_OTHERTHAN ^YOU\_NAME been forced or coerced to engage in unwanted sexual activity by --

✦ [Read each category.](#)

--Someone ^YOU\_HE\_SHE didn't know -

--A casual acquaintance -

OR

--Someone ^YOU\_HE\_SHE ^KNOW\_KNOWS well?

✦ [Ask only if necessary:](#)

(Did any incidents of this type happen to ^YOU\_HIM\_HER?)

**Fills:** HAVE\_OTHERTHAN

**Instructions:** If SQTHEFT or SQBREAKIN or SQMVTHEFT or SQATTACKWHERE or SQATTACKHOW or SQTHEFTATTACKKNOWOFF eq 1 AND SELFPROXY eq 2 fill HAVE\_OTHERTHAN with "Other than any incidents already mentioned, have"  
If SQTHEFT or SQBREAKIN or SQMVTHEFT or SQATTACKWHERE or SQATTACKHOW or SQTHEFTATTACKKNOWOFF eq 1 AND SELFPROXY eq 4 fill HAVE\_OTHERTHAN with "Other than any incidents already mentioned, has"  
Elseif SQTHEFT AND SQBREAKIN AND SQMVTHEFT AND SQATTACKWHERE AND SQATTACKHOW AND SQTHEFTATTACKKNOWOFF ne 1 AND SELFPROXY eq 2 fill HAVE\_OTHERTHAN with "Have".  
Elseif SQTHEFT AND SQBREAKIN AND SQMVTHEFT AND SQATTACKWHERE AND SQATTACKHOW AND SQTHEFTATTACKKNOWOFF ne 1 AND SELFPROXY eq 4 fill HAVE\_OTHERTHAN with "Has".

**Fills:** YOU\_NAME

**Instructions:** If SELFPROXY eq 2 fill YOU\_NAME with "you"

---

---

Else fill YOU\_NAME with ^NAME.

Fills: YOU\_HE\_SHE

Instructions: If SELFPROXY eq 2 fill YOU\_HE\_SHE with "you"  
Elseif SELFPROXY eq 4 AND SEX eq 1 fill YOU\_HE\_SHE with "he"  
Elseif SELFPROXY eq 4 AND SEX eq 2 fill YOU\_HE\_SHE with "she"  
Elseif SELFPROXY eq 4 AND SEX is blank fill YOU\_HE\_SHE with ^NAME.

Fills: YOU\_HIM\_HER

Instructions: If SELFPROXY eq 2 fill YOU\_HIM\_HER with "you"  
Elseif SELFPROXY eq 4 AND SEX eq 1 fill YOU\_HIM\_HER with "him"  
Elseif SELFPROXY eq 4 AND SEX eq 2 fill YOU\_HIM\_HER with "her"  
Elseif SELFPROXY eq 4 AND SEX ne 1 or 2 fill YOU\_HIM\_HER with ^NAME.

Fills: KNOW\_KNOWS

Instructions: If SELFPROXY eq 2 fill KNOW\_KNOWS with "know"  
Else fill KNOW\_KNOWS with "knows".

Type: Enumerated

Length: 1

Answer List: TYesNo

---

Value:	Mnemonic:	Description:
1	Yes	Yes
2	No	No

---

Don't Know

Refuse

Empty

On Input

On Output

Store Instructions: If SQSEXUAL = 1 store 1 in INCINDEX

Array:

Skip Instructions: If SQSEXUAL = 1 goto SQSEXUALTIMES  
Else goto SQCALLPOLICECRIME

---

## SQSEXUALTIMES

Field

BNCVS1.Crime Screen Questions.SQSEXUALTIMES

---

**Description:** Number of times respondent forced or coerced to engage in unwanted sexual activity

**Form Pane Label:** Sexual assault num. times

**SAS Name:**

**Tag Name:** SQSEXUALTIMES

**Inherited Universe:** WEBEC ne 1 and SKIPMID ne 1

**Universe:** SQSEXUAL=1

### Universe Description:

**Question Text:** How many times?

**Type:** Integer

**Length:** 2

**Min:** 1

**Max:** 30

- Don't Know
- Refuse
- Empty

- On Input
- On Output

**Store Instructions:** Store SQSEXUALTIMES in SQSEXUALTMS(I\_no)

**Array:**

**Skip Instructions:** SQSEXUALSPEC

Field

## SQSEXUALSPEC

BNCVS1.Crime Screen Questions.SQSEXUALSPEC

**Description:** Write-in entry to describe what happened during this incident - Forced or coerced to engage in unwanted sexual activity

**Form Pane Label:** Sexual assault Specify

**SAS Name:**

**Tag Name:** SQSEXUALSPEC

**Inherited Universe:** WEBEC ne 1 and SKIPMID ne 1

**Universe:** SQSEXUALTIMES

**Universe Description:**

**Question Text:** What happened?

[✦ Describe all incidents for this screener below.](#)

**Type:** String

**Length:** 100

- Don't Know
- Refuse
- Empty

- On Input
- On Output

**Array:**

**Skip Instructions:** SQCALLPOLICECRIME

---

## SQCALLPOLICECRIME

Field

BNCVS1.Crime Screen Questions.SQCALLPOLICECRIME

---

**Description:** Did respondent call police to report something they thought was a crime

**Form Pane Label:** Call police

**SAS Name:**

**Tag Name:** SQCALLPOLICECRIME

**Inherited Universe:** WEBEC ne 1 and SKIPMID ne 1

**Universe:** TIMEATADDRESS

### Universe Description:

**Question Text:** During the last 12 months, ^OTHERTHANALREADY did ^YOU\_NAME call the police to report something that happened to ^YOU\_HIM\_HERCAP which ^YOU\_HE\_SHE thought was a crime?

**Fills:** OTHERTHANALREADY

**Instructions:** If SQTHEFT or SQBREAKIN or SQMVTHEFT or SQATTACKWHERE or SQATTACKHOW or SQTHEFTATTACKKNOWOFF or SQSEXUAL or SQCALLPOLICECRIME eq 1 fill OTHERTHANALREADY with "other than any incident(s) already mentioned, "  
Else leave OTHERTHANALREADY blank.

**Fills:** YOU\_NAME

**Instructions:** If SELFPROXY eq 2 fill YOU\_NAME with "you"  
Else fill YOU\_NAME with ^NAME.

**Fills:** YOU\_HIM\_HERCAP

**Instructions:** If SELFPROXY eq 2 fill YOU\_HIM\_HERCAP with "YOU"  
Elseif SELFPROXY eq 4 AND SEX eq 1 fill YOU\_HIM\_HERCAP with "HIM"  
Elseif SELFPROXY eq 4 AND SEX eq 2 fill YOU\_HIM\_HERCAP with "HER"  
Elseif SELFPROXY eq 4 AND SEX ne 1 or 2 fill YOU\_HIM\_HERCAP with ^NAME.

**Fills:** YOU\_HE\_SHE

**Instructions:** If SELFPROXY eq 2 fill YOU\_HE\_SHE with "you"  
Elseif SELFPROXY eq 4 AND SEX eq 1 fill YOU\_HE\_SHE with "he"  
Elseif SELFPROXY eq 4 AND SEX eq 2 fill YOU\_HE\_SHE with "she"  
Elseif SELFPROXY eq 4 AND SEX is blank fill YOU\_HE\_SHE with ^NAME.

**Type:** Enumerated



---

**Length:** 1

**Answer List:** TYesNo

---

<b>Value:</b>	<b>Mnemonic:</b>	<b>Description:</b>
1	Yes	Yes
2	No	No

---

- Don't Know
- Refuse
- Empty

- On Input
- On Output

**Array:**

**Skip Instructions:** If SQCALLPOLICECRIME = 1 goto SQCALLPOLICESPEC  
Else goto SQNOCALLPOLICECRIME

---

## SQCALLPOLICESPEC

Field

BNCVS1.Crime Screen Questions.SQCALLPOLICESPEC

---

**Description:** Write-in entry to describe incident respondent called police for something they thought was a crime

**Form Pane Label:** Call police Specify

**SAS Name:**

**Tag Name:** SQCALLPOLICESPEC

**Inherited Universe:** WEBEC ne 1 and SKIPMID ne 1

**Universe:** SQCALLPOLICECRIME = 1

**Universe Description:**

**Question Text:** What happened?

[\\*Describe all incidents for this screener below.](#)

**Type:** String

**Length:** 100

- Don't Know  
 Refuse  
 Empty

- On Input  
 On Output

**Array:**

**Skip Instructions:** SQCALLPOLICEATTACKTHREAT

Field

## SQCALLPOLICEATTACKTHREAT

BNCVS1.Crime Screen Questions.SQCALLPOLICEATTACKTHREAT

**Description:** Was the respondent attacked, threatened, or was something stolen during this incident - called police

**Form Pane Label:** Call police NCVS crime

**SAS Name:**

**Tag Name:** SQCALLPOLICEATTACKTHREAT

**Inherited Universe:** WEBEC ne 1 and SKIPMID ne 1

**Universe:** SQCALLPOLICECRIME = 1

### Universe Description:

**Question Text:** ♦If not sure ask:

(^WERE\_WAS\_C ^YOU\_NAME attacked or threatened, or was something stolen or an attempt made to steal something that belonged to ^YOU\_HIM\_HER or another household member?)

**Fills:** WERE\_WAS\_C

**Instructions:** If SELFPROXY eq 2 fill WERE\_WAS\_C with "Were"  
Else fill WERE\_WAS\_C with "Was".

**Fills:** YOU\_NAME

**Instructions:** If SELFPROXY eq 2 fill YOU\_NAME with "you"  
Else fill YOU\_NAME with ^NAME.

**Fills:** YOU\_HIM\_HER

**Instructions:** If SELFPROXY eq 2 fill YOU\_HIM\_HER with "you"  
Elseif SELFPROXY eq 4 AND SEX eq 1 fill YOU\_HIM\_HER with "him"  
Elseif SELFPROXY eq 4 AND SEX eq 2 fill YOU\_HIM\_HER with "her"  
Elseif SELFPROXY eq 4 AND SEX ne 1 or 2 fill YOU\_HIM\_HER with ^NAME.

**Type:** Enumerated

**Length:** 1

**Answer List:** TYesNo

Value:	Mnemonic:	Description:
1	Yes	Yes

---

2	No	No
---	----	----

---

- Don't Know
- Refuse
- Empty

- On Input
- On Output

**Store Instructions:** If SQCALLPOLICEATTACKTHREAT = 1 store 1 in INCINDEX

**Array:**

**Skip Instructions:** If SQCALLPOLICEATTACKTHREAT = 1 goto  
SQCALLPOLICEATTACKTHREATTIMES  
Else goto SQNOCALLPOLICECRIME

Field

---

## SQCALLPOLICEATTACKTHREATTIMES

BNCVS1.Crime Screen Questions.SQCALLPOLICEATTACKTHREATTIMES

---

**Description:** Number of times called police because thought it was a crime

**Form Pane Label:** Call Police num. times

**SAS Name:**

**Tag Name:** SQCALLPOLICEATTACKTHREATTIMES

**Inherited Universe:** WEBEC ne 1 and SKIPMID ne 1

**Universe:** SQCALLPOLICEATTACKTHREAT = 1

**Universe Description:**

**Question Text:** How many times?

**Type:** Integer

**Length:** 2

**Min:** 1

**Max:** 30

Don't Know

Refuse

Empty

On Input

On Output

**Store Instructions:** Store SQCALLPOLICEATTACKTHREATTIMES in  
SQCALLPOLICEATTACKTHREATTMS(L\_no)

**Array:**

**Skip Instructions:** SQNOCALLPOLICECRIME

---

## SQNOCALLPOLICECRIME

Field

BNCVS1.Crime Screen Questions.SQNOCALLPOLICECRIME

---

**Description:** Respondent did NOT call police even though thought something was a crime

**Form Pane Label:** Didn't call police

**SAS Name:**

**Tag Name:** SQNOCALLPOLICECRIME

**Inherited Universe:** WEBEC ne 1 and SKIPMID ne 1

**Universe:** TIMEATADDRESS

### Universe Description:

**Question Text:** During the last 12 months, ^OTHERTHANALREADY did anything which ^YOU\_NAME thought was a crime happen to ^YOU\_HIM\_HERCAP, but ^YOU\_HE\_SHE did NOT report to the police?

**Fills:** OTHERTHANALREADY

**Instructions:** If SQTHEFT or SQBREAKIN or SQMVTHEFT or SQATTACKWHERE or SQATTACKHOW or SQTHEFTATTACKKNOWOFF or SQSEXUAL or SQCALLPOLICECRIME eq 1 fill OTHERTHANALREADY with "other than any incident(s) already mentioned, "  
Else leave OTHERTHANALREADY blank.

**Fills:** YOU\_NAME

**Instructions:** If SELFPROXY eq 2 fill YOU\_NAME with "you"  
Else fill YOU\_NAME with ^NAME.

**Fills:** YOU\_HIM\_HERCAP

**Instructions:** If SELFPROXY eq 2 fill YOU\_HIM\_HERCAP with "YOU"  
Elseif SELFPROXY eq 4 AND SEX eq 1 fill YOU\_HIM\_HERCAP with "HIM"  
Elseif SELFPROXY eq 4 AND SEX eq 2 fill YOU\_HIM\_HERCAP with "HER"  
Elseif SELFPROXY eq 4 AND SEX ne 1 or 2 fill YOU\_HIM\_HERCAP with ^NAME.

**Fills:** YOU\_HE\_SHE

**Instructions:** If SELFPROXY eq 2 fill YOU\_HE\_SHE with "you"  
Elseif SELFPROXY eq 4 AND SEX eq 1 fill YOU\_HE\_SHE with "he"  
Elseif SELFPROXY eq 4 AND SEX eq 2 fill YOU\_HE\_SHE with "she"  
Elseif SELFPROXY eq 4 AND SEX is blank fill YOU\_HE\_SHE with ^NAME.

**Type:** Enumerated

---

**Length:** 1

**Answer List:** TYesNo

---

<b>Value:</b>	<b>Mnemonic:</b>	<b>Description:</b>
1	Yes	Yes
2	No	No

---

- Don't Know
- Refuse
- Empty

- On Input
- On Output

**Array:**

**Skip Instructions:** If SQNOCALLPOLICECRIME = 1 goto SQNOCALLPOLICECRIMESPEC  
Elseif RESPLINE goto IDENTITYTHEFTINTRO1  
Else goto PRESENTFORSQS

---

## SQNOCALLPOLICESPEC

Field

BNCVS1.Crime Screen Questions.SQNOCALLPOLICESPEC

---

**Description:** Write-in entry to describe incident respondent did not call police for something they thought was a crime

**Form Pane Label:** Police not called Specify

**SAS Name:**

**Tag Name:** SQNOCALLPOLICESPEC

**Inherited Universe:** WEBEC ne 1 and SKIPMID ne 1

**Universe:** SQNOCALLPOLICE = 1

**Universe Description:**

**Question Text:** What happened?

[✦ Describe all incidents for this screener below.](#)

**Type:** String

**Length:** 100

- Don't Know  
 Refuse  
 Empty

- On Input  
 On Output

**Array:**

**Skip Instructions:** SQNOCALLPOLICEATTACKTHREAT



Field

## SQNOCALLPOLICEATTACKTHREAT

BNCVS1.Crime Screen Questions.SQNOCALLPOLICEATTACKTHREAT

**Description:** Was the respondent attacked, threatened, or was something stolen during this incident - police not called

**Form Pane Label:** Police not called NCVS crime

**SAS Name:**

**Tag Name:** SQNOCALLPOLICEATTACKTHREAT

**Inherited Universe:** WEBEC ne 1 and SKIPMID ne 1

**Universe:** SQNOCALLPOLICE = 1

### Universe Description:

**Question Text:** [+If not sure ask:](#)

**^WERE\_WAS\_C ^YOU\_NAME attacked or threatened, or was something stolen or an attempt made to steal something that belonged to ^YOU\_HIM\_HER or another household member?**

**Fills:** WERE\_WAS\_C

**Instructions:** If SELFPROXY eq 2 fill WERE\_WAS\_C with "Were"  
Else fill WERE\_WAS\_C with "Was".

**Fills:** YOU\_NAME

**Instructions:** If SELFPROXY eq 2 fill YOU\_NAME with "you"  
Else fill YOU\_NAME with ^NAME.

**Fills:** YOU\_HIM\_HER

**Instructions:** If SELFPROXY eq 2 fill YOU\_HIM\_HER with "you"  
Elseif SELFPROXY eq 4 AND SEX eq 1 fill YOU\_HIM\_HER with "him"  
Elseif SELFPROXY eq 4 AND SEX eq 2 fill YOU\_HIM\_HER with "her"  
Elseif SELFPROXY eq 4 AND SEX ne 1 or 2 fill YOU\_HIM\_HER with ^NAME.

**Type:** Enumerated

**Length:** 1

**Answer List:** TYesNo

Value:	Mnemonic:	Description:
1	Yes	Yes

---

2	No	No
---	----	----

---

- Don't Know
- Refuse
- Empty

- On Input
- On Output

**Store Instructions:** If SQNOCALLPOLICEATTACKTHREAT = 1 store 1 in INCINDEX

**Array:**

**Skip Instructions:** If SQNOCALLPOLICEATTACKTHREAT = 1 goto  
SQNOCALLPOLICEATTACKTHREATTIMES  
Elseif RESPLINE goto IDENTITYTHEFTINTRO1  
Else goto PRESENTFORSQS

Field

---

## SQNOCALLPOLICEATTACKTHREATTIMES

BNCVS1.Crime Screen Questions.SQNOCALLPOLICEATTACKTHREATTIMES

---

**Description:** Number of times police not called even though thought it was a crime

**Form Pane Label:** Police not called num. times

**SAS Name:**

**Tag Name:** SQNOCALLPOLICEATTACKTHREATTIMES

**Inherited Universe:** WEBEC ne 1 and SKIPMID ne 1

**Universe:** SQNOCALLPOLICEATTACKTHREAT = 1

**Universe Description:**

**Question Text:** How many times?

**Type:** Integer

**Length:** 2

**Min:** 1

**Max:** 30

Don't Know

Refuse

Empty

On Input

On Output

**Store Instructions:** Store SQNOCALLPOLICEATTACKTHREATTIMES in  
SQNOCALLPOLICEATTACKTHREATTMS(I\_no)

**Array:**

**Skip Instructions:** If RESPLINE goto IDENTITYTHEFTINTRO1  
Else goto PRESENTFORSQS

---

## NCVS1SEC3INTID

Field

BNCVS1.Crime Screen Questions.NCVS1SEC3INTID

---

**Description:** ID of the FR who completed the NCVS 1, Section 3 block (ScreenerQuestions)

**Form Pane Label:**

**SAS Name:**

**Tag Name:** ncvs1sec3intid

**Inherited Universe:** WEBEC ne 1 and SKIPMID ne 1

**Universe:**

**Universe Description:**

**Question Text:**

**Type:** Classification

**Length:** 3

- Don't Know
- Refuse
- Empty

- On Input
- On Output

**Store Instructions:** If ((SQNOCALLPOLICECRIME eq 2,RF or  
SQNOCALLPOLICEATTACKTHREAT eq 2,RF or  
SQNOCALLPOLCIEATTACKTHREATTIMES eq 1-30,RF) AND NCVS1SEC3INTID is  
empty)  
store INTID in NCVS1SEC3INTID and  
store USERID in NCVS1SEC3JBID

**Array:**

Field

**NCVS1SEC3JBID**

BNCVS1.Crime Screen Questions.NCVS1SEC3JBID

**Description:** james bond ID of the FR who completed the NCVS 1, Section 3 block  
(ScreenerQuestions)

**Form Pane Label:**

**SAS Name:**

**Tag Name:** ncvs1sec3jbid

**Inherited Universe:** WEBEC ne 1 and SKIPMID ne 1

**Universe:**

**Universe Description:**

**Question Text:**

**Type:** Classification

**Length:** 8

- Don't Know
- Refuse
- Empty

- On Input
- On Output

**Store Instructions:** If ((SQNOCALLPOLICECRIME eq 2,RF or  
SQNOCALLPOLICEATTACKTHREAT eq 2,RF or  
SQNOCALLPOLCIEATTACKTHREATTIMES eq 1-30,RF) AND NCVS1SEC3JBID is  
empty)  
store USERID in NCVS1SEC3JBID

**Array:**

---

## Screener Checks

Block

BNCVS1.Screener Checks

---

**Description:** Questions about who was present (and whether help in answering was provided) when screen questions were asked

**Tab Name:** Proxy and Incident checks

**Fly Over Name:**

**Universe Type:** If

**Inherited Universe:** WEBEC ne 1 and SKIPMID ne 1

**Universe:**

**Universe Description:**

**Array:**

**Block Instructions:**

Field

## PRESENTFORSQS

BNCVS1.Screener Checks.PRESENTFORSQS

**Description:** Who was present during the interview

**Form Pane Label:** Who present during int.

**SAS Name:**

**Tag Name:** PRESENTFORSQS

**Inherited Universe:** WEBEC ne 1 and SKIPMID ne 1

**Universe:** MODE eq 0 and START\_CP eq 1-3 or\  
 MODE eq 1

**Universe Description:** All persons whether interviewed via CAPI or CATI after the respondent has completed the screener questions

**Question Text:** ♦ Who besides the respondent was present when the screen questions were asked?

♦ If telephone interview mark box 11.

**Type:** Set

**Max Number of Values:**

**Length:** 1

**Answer List:** Who\_Present\_For\_Screeners

Value:	Mnemonic:	Description:
11	Phone	Telephone (Field telephone or CATI)
12	No one else	No one besides respondent present
13	Spouse	Respondent's spouse
14	HHLd member 12+Household member(s) 12+, not spouse	
15	HHLd member <12Household member(s) under 12	
16	Nonhhld member Nonhousehold member(s)	
17	Someone-not sure if someone was present - Can't say who	
18	Don't know	Don't know if someone else present

- Don't Know
- Refuse
- Empty

- On Input
- On Output

**Array:**

**Skip Instructions:** If (MODE eq 1 or (MODE eq 0 and START\_CP eq 2)) and PRESENTFORSQS ne 11  
goto PRESENTFORSQS\_CHK  
Elseif MODE eq 0 and START\_CP eq 1,3 and PRESENTFORSQS eq 11 goto  
PRESENTFORSQS\_CHK  
Elseif PRESENTFORSQS eq 11 and INCINDEX eq 1 goto INC\_REPORTS  
Elseif PRESENTFORSQS eq 11 goto NO\_CRIMES  
Elseif (MODE eq 0 and START\_CP eq 1,3) and PRESENTFORSQS in (12..18) and  
SELFPROXY eq 4 goto PROXYHELP  
Elseif SELFPROXY eq 4 and INCINDEX eq 1 goto INC\_REPORTS [#no longer valid,  
this was for CATI proxies]  
Elseif SELFPROXY eq 4 goto NO\_CRIMES [# no longer valid, this was for CATI  
proxies]  
Elseif PRESENTFORSQS in (12..18) and SELFPROXY eq 2 and INCINDEX eq 1  
goto INC\_REPORTS  
Else goto NO\_CRIMES



---

Check

## PRESENTFORSQS\_CK

BNCVS1.Screener Checks.PRESENTFORSQS\_CK

---

**Description:** Hard edit check to ensure that PRESENTFORSQS is marked 11 (Telephone) for a CATI case or a CAPI case where telephone was selected on the START\_CP screen and to ensure that PRESENTFORSQS is not marked 11 for a CAPI personal visit case.

**Inherited Universe:** WEBEC ne 1 and SKIPMID ne 1

**Universe:** (MODE eq 1 or (MODE eq 0 and START\_CP eq 2)) and PRESENTFORSQS ne 11  
OR\  
MODE eq 0 and START\_CP eq 1,3 and PRESENTFORSQS eq 11

**Universe Description:**

**Text:** If (MODE eq 1 or (MODE eq 0 and START\_CP eq 2)) and PRESENTFORSQS ne 11 display:

\* Invalid entry. This is a telephone interview so you must select box 11 in PRESENTFORSQS.

**Elseif** MODE eq 0 and START\_CP eq 1,3 and PRESENTFORSQS eq 11 display:

\* Invalid entry. This is a personal interview so you can not select box 11 in PRESENTFORSQS.

**Check Instructions:**

**Type:** Hard

**Skip Instructions:** PRESENTFORSQS

## PROXYHELP

Field

BNCVS1.Screener Checks.PROXYHELP

**Description:** Did the proxy person help the proxy respondent answer any screen questions

**Form Pane Label:** Was proxy resp. helped

**SAS Name:**

**Tag Name:** PROXYHELP

**Inherited Universe:** WEBEC ne 1 and SKIPMID ne 1

**Universe:** PRESENTFORSQS in (12..18) AND SELFPROXY eq 4

**Universe Description:** Only for personal visit interviews where a proxy interview is taken.

**Question Text:** + Did the person for whom this interview was taken help the proxy respondent answer any screen questions?

**Type:** Enumerated

**Length:** 1

**Answer List:** Yes\_No\_Proxy\_Not\_Present

Value:	Mnemonic:	Description:
1		Yes
2		No
3		Person for whom interview taken not present

- Don't Know
- Refuse
- Empty

- On Input
- On Output

**Array:**

**Skip Instructions:** If INCINDEX eq 1 goto INC\_REPORTS  
Else goto NO\_CRIMES

Field

**NCVS1SEC5INTID**  
BNCVS1.Screener Checks.NCVS1SEC5INTID

**Description:** ID of the FR who completed the NCVS 1, Section 5 block (ScreenerChecks)

**Form Pane Label:**

**SAS Name:**

**Tag Name:** ncvs1sec5intid

**Inherited Universe:** WEBEC ne 1 and SKIPMID ne 1

**Universe:**

**Universe Description:**

**Question Text:**

**Type:** Classification

**Length:** 3

- Don't Know
- Refuse
- Empty

- On Input
- On Output

**Store Instructions:** If ((PRESENTFORQS in (11..18)) AND NCVS1SEC5INTID is empty)  
store INTID in NCVS1SEC5INTID and  
store USERID in NCVS1SEC5JBID

**Array:**

---

## NCVS1SEC5JBID

Field

BNCVS1.Screener Checks.NCVS1SEC5JBID

---

**Description:** James Bond ID of the FR who completed the NCVS 1, Section 5 block  
(ScreenerChecks)

**Form Pane Label:**

**SAS Name:**

**Tag Name:** ncv1sec5jbid

**Inherited Universe:** WEBEC ne 1 and SKIPMID ne 1

**Universe:**

**Universe Description:**

**Question Text:**

**Type:** Classification

**Length:** 8

- Don't Know
- Refuse
- Empty

- On Input
- On Output

**Store Instructions:** If ((PRESENTFORQS in (11..18)) AND NCVS1SEC5JBID is empty)  
store USERID in NCVS1SEC5JBID

**Array:**

---

**Block**

**Setup of Incident Roster**  
Setup of Incident Roster

---

**Description:** Crimes/No Crimes

**Tab Name:** Screens for summarizing the outcome of screen question responses (1 or more crimes/no crimes)

**Fly Over Name:**

**Universe Type:** If

**Inherited Universe:**

**Universe:** WEBEC ne 1 and SKIPMID ne 1

**Universe Description:**

**Array:**

**Block Instructions:**

---

## NO\_CRIMES

Field

Setup of Incident Roster.NO\_CRIMES

---

**Description:** Screen that displays message that the current respondent did not report any crimes

**Form Pane Label:** No crimes reported

**SAS Name:**

**Tag Name:** NO\_CRIMES

**Inherited Universe:** WEBEC ne 1 and SKIPMID ne 1

**Universe:** SQNOCALLPOLICEATTACKTHREAT and INCINDEX ne 1

**Universe Description:** All respondents where INCINDEX ne 1 (no incidents reported in screen questions)

**Question Text:** [+ No incident reports needed for: ^NAME](#)

**Fills:** NAME

**Instructions:** Fill NAME with the variable NAME (combines FNAME<>LNAME).

**Type:** Enumerated

**Length:** 1

**Answer List:** Enter\_1\_To\_Continue

---

Value:	Mnemonic:	Description:
1		Enter 1 to Continue

---

- Don't Know
- Refuse
- Empty

- On Input
- On Output

**Store Instructions:** If AGER eq 2,3 store 2 in LOCKTOP and 6 in PELIG

Elseif AGER ge 4 store 1 in LOCKTOP #--> This will change when SETPELIG6 used to "Store 1 in LOCKTOP" for all persons regardless of AGER.# [SETPELIG6 not implemented]

If START\_CP eq 2 store 1 in PPHONEPV

Elseif START\_CP eq 1,3 store 2 in PPHONEPV

**Array:**

**Special Instructions:** #All of the store instructions will need to be removed/commented out if we implement

the specs in SETPELIG6 since we will only be setting done NCVS interviews in one location now.#

**Skip Instructions:** If AGER ge 4 goto JOBLASTWEEK  
Elseif no one else with PELIG It 6 goto back and the 'Thank You' screens  
Else goto NEXTPERSON #/ SETPELIG6#

## INC\_REPORTS

Field

Setup of Incident Roster.INC\_REPORTS

**Description:** Screen that displays message that the current respondent reported crimes

**Form Pane Label:** Crimes

**SAS Name:**

**Tag Name:** INC\_REPORTS

**Inherited Universe:** WEBEC ne 1 and SKIPMID ne 1

**Universe:** SQNOCALLPOLICEATTACKTHREAT and INCINDEX eq 1

**Universe Description:** All respondents where INCINDEX eq 1 (respondent reported one or more incidents in the screen questions)

**Question Text:** [+ End of Screening Items](#)

[+ Total of ^TOTALINCIDENTS incident\(s\)  
AND  
^TOTALREFUSED refusals were reported in "How many times?"](#)

**Fills:** TOTALINCIDENTS

**Instructions:** Fill TOTALINCIDENTS with TOTALINC

**Fills:** TOTALREFUSED

**Instructions:** Fill TOTALREFUSED with TOTREFUSE

**Type:** Enumerated

**Length:** 1

**Answer List:** Enter\_1\_ To\_Continue

Value:	Mnemonic:	Description:
1		Enter 1 to Continue

- Don't Know
- Refuse
- Empty

- On Input
- On Output

**Store Instructions:** Store 1 in LOCKTOP



```
If SQTHEFTTIMES eq RF add 1 to RFINDEX
Elseif SQTHEFTTIMES ne empty or RF store SQTHEFTTIMES in tabindex(<1>)
If SQBREAKINTIMES eq RF add 1 to RFINDEX
Elseif SQBREAKINTIMES ne empty or RF store SQBREAKINTIMES in tabindex(<2>)
If SQMVTHEFTTIMES eq RF add 1 to RFINDEX
Elseif SQMVTHEFTTIMES ne empty or RF store SQMVTHEFTTIMES in
tabindex(<3>)
If SQATTACKWHEREETIMES eq RF add 1 to RFINDEX
Elseif SQATTACKWHEREETIMES ne empty or RF store SQATTACKWHEREETIMES
in tabindex(<4>)
If SQATTACKHOWTIMES eq RF add 1 to RFINDEX
Elseif SQATTACKHOWTIMES ne empty or RF store SQATTACKHOWTIMES in
tabindex(<5>)
If SQATTACKKNOWNOFFTIMES eq RF add 1 to RFINDEX
Elseif SQTHEFTATTACKKNOWNOFFTIMES ne empty or RF store
SQTHEFTATTACKKNOWNOFFTIMES in tabindex(<6>)
If SQSEXUALTIMES eq RF add 1 to RFINDEX
Elseif SQSEXUALTIMES ne empty or RF store SQSEXUALTIMES in tabindex(<7>)
If SQCALLPOLICEATTACKTHREATTIMES eq RF add 1 to RFINDEX
Elseif SQCALLPOLICEATTACKTHREATTIMES ne empty or RF store
SQCALLPOLICEATTACKTHREATTIMES in tabindex(<8>)
If SQNOCALLPOLICEATTACKTHREATTIMES eq RF add 1 to RFINDEX
Elseif SQNOCALLPOLICEATTACKTHREATTIMES ne empty or RF store
SQNOCALLPOLICEATTACKTHREATTIMES in tabindex(<9>)
If SQVANDOTHERCRIMETIMES eq RF add 1 to RFINDEX
Elseif SQVANDOTHERCRIMETIMES ne empty or RF store
SQVANDOTHERCRIMETIMES in tabindex(<10>)
```

```
Store 0 in ZINDEX6
Loop for INDEX_PER from 1 to MAXPER
Add tabindex(INDEX_PER) to ZINDEX6
Loop end INDEX_PER
Store ZINDEX6 in TOTALINC
Store RFINDEX in TOTREFUSE
```

Array:

**Special Instructions:** Starting in July 2008 the following should be removed from the store instructions at Item INC\_REPORTS:

```
"If SQVANDOTHERCRIMETIMES eq RF add 1 to RFINDEX
Elseif SQVANDOTHERCRIMETIMES ne empty or RF store
SQVANDOTHERCRIMETIMES in tabindex(<10>)"
```

**Skip Instructions:** INCIDENTINTRO

---

## BNCVS2

Block  
BNCVS2

---

**Description:** Details of Incidents

**Tab Name:** NCVS-2

**Fly Over Name:**

**Universe Type:** lf

**Inherited Universe:**

**Universe:** INCINDEX ge 1 and SKIPMID ne 1

**Universe Description:**

**Array:**

**Block Instructions:**

---

**LOC\_PRESENCE**  
BNCVS2.LOC\_PRESENCE

---

Block

**Description:** When/Where Incident Occurred, Presence

**Tab Name:** When/Where Incident Occurred, Presence

**Fly Over Name:**

**Universe Type:** If

**Inherited Universe:** INCINDEX ge 1 and SKIPMID ne 1

**Universe:**

**Universe Description:**

**Array:**

**Block Instructions:**

Field

**INCIDENTINTRO**  
BNCVS2.LOC\_PRESENCE.INCIDENTINTRO

**Description:** Introduction to the crime incident report section for this particular incident\

**Form Pane Label:** Intro

**SAS Name:**

**Tag Name:** INCIDENTINTRO

**Inherited Universe:** INCINDEX ge 1 and SKIPMID ne 1

**Universe:** INC\_REPORTS and first incident for this respondent;\ SUMMARY and there are still incident reports to fill out

**Universe Description:** (INC\_REPORTS) Screen that displays the number of incidents reported by respondent- similar to a gateway from the screener section; \ (SUMMARY) if multiple incidents were reported the summary screen skips to this screen for each remaining incident

**Question Text:** + Starting the ^FIRSTNEXT incident report

+ \*\*\*Do not F10 from this screen\*\*\*

You said before that during the last 12 months:

^SCREENERNOTE

^SUM\_WHYADDINC

+ Frequency:

^NUMBRINC time(s)

+ \*\*\*Do not F10 from this screen\*\*\*

**Fills:** FIRSTNEXT

**Instructions:** If I\_PLN eq 1 fill FIRSTNEXT with "first" Else fill FIRSTNEXT with "next".

**Fills:** SCREENERNOTE

**Instructions:** Fill SCREENERNOTE with the entry from the what happened screen question that triggered this incident. For example, if SQTHEFT is the screener question that is the basis of the current incident, then fill SCREENERNOTE with the entry from SQTHEFTSPEC.

**06/06/07 --> If the number of times (SQTHEFTTIMES. for example) is 2 or more**

then each incident attached to the same screener should have the same SCREENERNOTES display. This comes into play in the Editing/Coding instrument screens INCROSTER\_EC and DELINCROSTER\_EC

The fill SCREENERNOTE should be based on the entry in the following fields (SQTHEFTSPEC or SQBREAKINSPEC or SQMVTHEFTSPEC or SQATTACKWHERE SPEC or SQATTACKHOWSPEC or SQTHEFTATTACKKNOWNOFFSPEC or SQSEXUALSPEC or SQCALLPOLICESPEC or SQNOCALLPOLICESPEC or SQVANDOTHERCRIMESPEC)

[FOR EACH REPORTED INCIDENT]

If SQTHEFT eq 1 fill SCREENERNOTE with value in SQTHEFTSPEC in  
Elseif SQBREAKIN eq 1 fill SCREENERNOTE with value in SQBREAINSPEC  
Elseif SQMVTHEFT eq 1 fill SCREENERNOTE with value in SQMVTHEFTSPEC  
Elseif SQATTACKWHERE eq 1 fill SCREENERNOTE with value in  
SQATTACKWHERE SPEC  
Elseif SQATTACKHOW eq 1 fill SCREENERNOTE with value in  
SQATTACKHOWSPEC  
Elseif SQTHEFTATTACKKNOWNOFF eq 1 fill SCREENERNOTE with value in  
SQTHEFTATTACKKNOWNOFFSPEC  
Elsif SQSEXUAL eq 1 fill SCREENERNOTE with value in SQSEXUALSPEC  
Elseif SQCALLPOLICEATTACKTHREAT eq 1 fill SCREENERNOTE with value in  
SQCALLPOLICESPEC  
Elseif SQNOCALLPOLICEATTACKTHREAT eq 1 fill SCREENERNOTE with value  
in SQNOCALLPOLICESPEC  
Elsif SQVANDOTHERCRIME eq 1 fill SCREENERNOTE with value in  
SQVANDOTHERCRIMESPEC

06/06/07 --> Added the last fill statement referencing vandalism variables (SQVANDOTHERCRIME, SQVANDOTHERCRIMESPEC) that can initiate a crime report because they were originally left out of the specs. The SCREENERNOTE does get filled with the value in SQVANDOTHERCRIMESPEC (verified in v14.03). Therefore I did not submit a change request since it was only a spec update. - CDS

**Fills:** SUM\_WHYADDINC

**Instructions:** If INCIDENTTOADD eq 1 fill SUM\_WHYADDINC with INCIDENTTOADDWHY Else leave SUM\_WHYADDINC blank.

**Fills:** NUMBRINC

**Instructions:** Fill NUMBRINC with number of incidents reported in the screener (i.e. SQTHEFTTIMES, or SQBREAKINTIMES, or SQMVTHEFTTIMES, or SQATTACKWHERE TIMES, or SQATTACKHOWTIMES, or SQTHEFTATTACKKNOWNOFFTIMES, or SQSEXUALTIMES, or

**SQCALLPOLICEATTACKTHREATTIMES, or  
SQNOCALLPOLICEATTACKTHREATTIMES).**

**Type:** Enumerated  
**Length:** 1

**Answer List:** Enter\_1\_ To\_Continue

---

<b>Value:</b>	<b>Mnemonic:</b>	<b>Description:</b>
1		Enter 1 to Continue

---

- Don't Know
- Refuse
- Empty

- On Input
- On Output

**Array:**

**Special Instructions:** This ITEM is an Editing/Coding instrument item.

**Skip Instructions:** If PER6MONS eq 1 goto INCIDENTDATE  
Else goto INCIDENTADDRESS

---

## INCIDENTADDRESS

Field

BNCVS2.LOC\_PRESENCE.INCIDENTADDRESS

---

**Description:** Did incident happen while living at sample address\

**Form Pane Label:** Living here

**SAS Name:**

**Tag Name:** INCIDENTADDRESS

**Inherited Universe:** INCINDEX ge 1 and SKIPMID ne 1

**Universe:** INCIDENTINTRO and PER6MONS eq 2, 3

### Universe Description:

**Question Text:**

Asking about: ^RESPABOUT

Did [this/the first] incident happen while ^YOU\_HE\_SHE  
^WERE\_WAS living here or before ^YOU\_HE\_SHE moved to this  
address?

**Fills:** RESPABOUT

**Instructions:** Fill RESPABOUT with the variable CURRENTRESPNAME

**Fills:** YOU\_HE\_SHE

**Instructions:** If SELFPROXY eq 2 fill YOU\_HE\_SHE with "you"

Elseif SELFPROXY eq 4 AND SEX eq 1 fill YOU\_HE\_SHE with "he"

Elseif SELFPROXY eq 4 AND SEX eq 2 fill YOU\_HE\_SHE with "she"

Elseif SELFPROXY eq 4 AND SEX is blank fill YOU\_HE\_SHE with ^NAME.

**Fills:** WERE\_WAS

**Instructions:** If SELFPROXY eq 2 fill WERE\_WAS with  
"were" Else fill WERE\_WAS with "was".

**Type:** Enumerated

**Length:** 1

**Answer List:** Which\_Address

---

Value:	Mnemonic:	Description:
1.		While living at this address
2.		Before moving to this address

---

- Don't Know
- Refuse
- Empty
  
- On Input
- On Output

**Array:**

**Special Instructions:** This ITEM is an Editing/Coding instrument item.

**Skip Instructions:** INCIDENTDATE



---

## INCIDENTDATE

Field

BNCVS2.LOC\_PRESENCE.INCIDENTDATE

---

**Description:** Month in which incident happened

**Form Pane Label:** Incident Month

**SAS Name:**

**Tag Name:** INCIDENTDATE

**Inherited Universe:** INCINDEX ge 1 and SKIPMID ne 1

**Universe:** INCIDENTINTRO and PER6MONS eq 1 or \  
INCIDENTADDRESS or \  
INCIDENTDATE\_CHK and "go to" pressed in INCIDENTDATE\_CHK or\  
INCIDENTDATEPROBE eq 1

### Universe Description:

**Question Text:** + Reference period: ^BEGREFMO ^BEGREFYR through ^ENDREFMO  
^ENDREFYR

In what month did [this/the first] incident happen?

+ Encourage respondent to give exact month.

**Fills:** BEGREFMO

**Instructions:** Fills the month of the start of the reference period.

If CURMON eq 01 fill BEGREFMO with "January"  
Else if CURMON eq 02 fill BEGREFMO with "February"  
Else if CURMON eq 03 fill BEGREFMO with "March"  
Else if CURMON eq 04 fill BEGREFMO with "April"  
Else if CURMON eq 05 fill BEGREFMO with "May"  
Else if CURMON eq 06 fill BEGREFMO with "June"  
Else if CURMON eq 07 fill BEGREFMO with "July"  
Else if CURMON eq 08 fill BEGREFMO with "August"  
Else if CURMON eq 09 fill BEGREFMO with "September"  
Else if CURMON eq 10 fill BEGREFMO with "October"  
Else if CURMON eq 11 fill BEGREFMO with  
"November"  
Else if CURMON eq 12 fill BEGREFMO with  
"December"

**Fills: BEGREFYR**

**Instructions: Fill the year that the reference period began.**

If CURMON eq 01 fill BEGREFYR with (CURYEAR - 1)  
Else if CURMON eq 02 fill BEGREFYR with (CURYEAR - 1)  
Else if CURMON eq 03 fill BEGREFYR with (CURYEAR - 1)  
Else if CURMON eq 04 fill BEGREFYR with (CURYEAR - 1)  
Else if CURMON eq 05 fill BEGREFYR with (CURYEAR - 1)  
Else if CURMON eq 06 fill BEGREFYR with (CURYEAR - 1)  
Else if CURMON eq 07 fill BEGREFYR with (CURYEAR - 1)  
Else if CURMON eq 08 fill BEGREFYR with (CURYEAR - 1)  
Else if CURMON eq 09 fill BEGREFYR with (CURYEAR - 1)  
Else if CURMON eq 10 fill BEGREFYR with (CURYEAR - 1)  
Else if CURMON eq 11 fill BEGREFYR with (CURYEAR - 1)  
Else if CURMON eq 12 fill BEGREFYR with (CURYEAR - 1)

**Fills: ENDREFMO**

**Instructions: Fill the month at the end of the reference period.**

If CURMON eq 01 and CURDAY ge 2 fill ENDREFMO with "January"  
Else fill ENDREFMO with "December"  
If CURMON eq 02 and CURDAY ge 2 fill ENDREFMO with "February"  
Else fill ENDREFMO with "January"  
If CURMON eq 03 and CURDAY ge 2 fill ENDREFMO with "March"  
Else fill ENDREFMO with "February"  
If CURMON eq 04 and CURDAY ge 2 fill ENDREFMO with "April"  
Else fill ENDREFMO with "March"  
If CURMON eq 05 and CURDAY ge 2 fill ENDREFMO with "May"  
Else fill ENDREFMO with "April"  
If CURMON eq 06 and CURDAY ge 2 fill ENDREFMO with "June"  
Else fill ENDREFMO with "May"  
If CURMON eq 07 and CURDAY ge 2 fill ENDREFMO with "July"  
Else fill ENDREFMO with "June"  
If CURMON eq 08 and CURDAY ge 2 fill ENDREFMO with "August"  
Else fill ENDREFMO with "July"  
If CURMON eq 09 and CURDAY ge 2 fill ENDREFMO with "September"  
Else fill ENDREFMO with "August"  
If CURMON eq 10 and CURDAY ge 2 fill ENDREFMO with "October"  
Else fill ENDREFMO with "September"  
If CURMON eq 11 and CURDAY ge 2 fill ENDREFMO with "November"  
Else fill ENDREFMO with "October"  
If CURMON eq 12 and CURDAY ge 2 fill ENDREFMO with "December"  
Else fill ENDREFMO with "November"

**Fills:** ENDREFYR

**Instructions:** Fill the current year (i.e. the year that the reference period ends).

If CURMON eq 01 and CURDAY ge 2 fill ENDREFYR with CURYEAR  
 Elseif CURMON eq 01 fill ENDREFYR with (CURYEAR - 1)  
 Elseif CURMON eq 02 fill ENDREFYR with CURYEAR  
 Elseif CURMON eq 03 fill ENDREFYR with CURYEAR  
 Elseif CURMON eq 04 fill ENDREFYR with CURYEAR  
 Elseif CURMON eq 05 fill ENDREFYR with CURYEAR  
 Elseif CURMON eq 06 fill ENDREFYR with CURYEAR  
 Elseif CURMON eq 07 fill ENDREFYR with CURYEAR  
 Elseif CURMON eq 08 fill ENDREFYR with CURYEAR  
 Elseif CURMON eq 09 fill ENDREFYR with CURYEAR  
 Elseif CURMON eq 10 fill ENDREFYR with CURYEAR  
 Elseif CURMON eq 11 fill ENDREFYR with CURYEAR  
 Elseif CURMON eq 12 fill ENDREFYR with CURYEAR

**Type:** Enumerated

**Length:** 2

**Answer List:** Months

Value:	Mnemonic:	Description:
1		January
2		February
3		March
4		April
5		May
6		June
7		July
8		August
9		September
10		October
11		November
12		December
97		Don't know exact month within reference period

Don't Know  
 Refuse

Empty

- On Input
- On Output

**Skip Instructions:** INCOUTSIDEREFPRD

# INCOUTSIDEREFPRD

BNCVS2.LOC\_INCOUTSIDEREFPRD

Field

**Description:** Is incident before reference period

**Form Pane Label:** Befor Ref Prd

SAS Name:

**Tag Name:** INCOUTSIDEREFPRD

**Inherited Universe:** INCINDEX ge 1 and SKIPMID ne 1

**Universe:** INCIDENTINTRO and PER6MONS eq 1 or \  
INCIDENTADDRESS or \  
INCIDENTDATE\_CHK and "go to" pressed in INCIDENTDATE\_CHK or\  
INCIDENTDATEPROBE eq 1

Universe Description:

Question Text: Did this incident occur before [CURMON] [CURYEAR – 1]?

**Type:** Enumerated

**Length:** 1

**Answer List:** TYesNo

Value:	Mnemonic:	Description:
1	Yes	Yes
2	No	No

- Don't Know
- Refuse
- Empty

- On Input
- On Output

Array:

**Skip Instructions:** If Yes, skip to OSINCNOTNEEDEDIf No and  
INCIDENTDATE eq CURMON and CURDAY ge 2 go to  
INCIDENTDATEYR1

Else go to INCIDENTDATEYR2

## INCIDENTDATEYR1

Field

BNCVS2.LOC\_PRESENCE.INCIDENTDATEYR1

**Description:** Year in which incident happened

**Form Pane Label:** Incident Year

**SAS Name:**

**Tag Name:** INCIDENTDATEYR1

**Inherited Universe:** INCINDEX ge 1 and SKIPMID ne 1

**Universe:** INCIDENTINTRO and PER6MONS eq 1 or \  
INCIDENTADDRESS or \  
INCIDENTDATE\_CHK and "go to" pressed in INCIDENTDATE\_CHK or\  
INCIDENTDATEPROBE eq 1 or\  
INCIDENTDATE eq CURMON and CURDAY ge 2

**Universe Description:**

**Question Text:** + Reference period: ^BEGREFMO ^BEGREFYR through ^ENDREFMO  
^ENDREFYR

In what year did [this/the first] incident happen?

+  
**Answer List:** IncYear

Value:	Mnemonic:	Description:
1	CURYEAR - 1	Will display last year (ie 2018)
2	CURYEAR	Will display this year (ie 2019)

- Don't Know
- Refuse
- Empty

- On Input
- On Output

Store Instructions: Store year in INCIDENTYR

Array:

**Special Instructions:** This ITEM is an Editing/Coding instrument item.

**Skip Instructions:** If Yes, skip to INCIDENTNUMBEROFTIMES

If No skip to OSINCNOTNEEDED

---

## INCIDENTATYR2

Field

BNCVS2.LOC\_PRESENCE.INCIDENTDATEYR2

---

**Description:** Confirm year incident happened

**Form Pane Label:** Year confirm

**SAS Name:**

**Tag Name:** INCIDENTDATEYR2

**Inherited Universe:** INCINDEX ge 1 and SKIPMID ne 1

**Universe:** INCIDENTINTRO and PER6MONS eq 1 or \  
INCIDENTADDRESS or \  
INCIDENTDATE\_CHK and "go to" pressed in INCIDENTDATE\_CHK or\  
INCIDENTDATEPROBE eq 1

**Universe Description:**

**Question Text:** + Reference period: ^BEGREFMO ^BEGREFYR through ^ENDREFMO  
^ENDREFYR

**Just to confirm, this happened in [INCIDENTDATE] [CURYEAR/CURYEAR-1]?**

**Fills:** If INCIDENTDATE lt CURMON then CURYEAR  
IF INCIDENTDATE gt CURMON then CURYEAR -1

**Answer List:** TYesNo

---

Value:	Mnemonic:	Description:
1	Yes	Yes
2	No	No

---

- Don't Know
- Refuse
- Empty

- On Input
- On Output

**Store Instructions:** If No, store 1 in OUTOFREFPDFLAG

Else store "empty" in OUTOFREFPDFLAG

If OUTOFREFPDFLAG eq 1 store INCIDENTDATE and INCIDENTYR in  
OUTOFREFMOYR

If Yes and INCIDENTDATE lt CURMON store CURYR in INCIDENTYR

If Yes and INCIDENTDATE gt CURMON store CURYR -1 in INCIDENTYR

**Skip Instructions:** If Yes, skip to INCIDENTNUMBEROFTIMES

If No skip to OSINCNOTNEEDED



## INCIDENTDATE\_CK

Check

BNCVS2.LOC\_PRESENCE.INCIDENTDATE\_CK

---

**Description:** This edit check verifies that the month (which is outside of the reference period) was entered correctly in INCIDENTDATE.

**Inherited Universe:** INCINDEX ge 1 and SKIPMID ne 1

**Universe:** (INCIDENTDATE and INCIDENTYR) and OUTFREFPDFLAG eq 1 (i.e. the entry in combined INCIDENTDATE/INCIDENTYR is an invalid date, i.e. it is outside of the reference period, REFPERIOD)

**Universe Description:** (INCIDENTDATE and INCIDENTYR) when the date entered is outside of the reference period.

**Text:** + *If necessary:* Did you say ^OUTOFREFMOYR?

**Check Instructions:** If the interviewer accepts the "out of reference period" date then the instrument should go to the new screen OSINCNOTNEEDED. Otherwise, the instrument should go back to INCIDENTDATE to record a new month.

This check item was added to the specs, however it was already part of the instrument v1.10.

Suppress this edit check for the Editing/Coding instrument.

**Type:** Soft

**Skip Instructions:** If "suppress" is pressed goto OSINCNOTNEEDED  
Elseif "go to" is pressed goto INCIDENTDATE

**Fills:** OUTFREFMO

**Instructions:** Fill OUTFREFMO with the month entered into the field INCIDENTDATE.

If INCIDENTDATE eq 1 fill OUTFREFMO with "January"  
Elseif INCIDENTDATE eq 2 fill OUTFREFMO with "February"  
Elseif INCIDENTDATE eq 3 fill OUTFREFMO with "March"  
Elseif INCIDENTDATE eq 4 fill OUTFREFMO with "April"  
Elseif INCIDENTDATE eq 5 fill OUTFREFMO with "May"  
Elseif INCIDENTDATE eq 6 fill OUTFREFMO with "June"  
Elseif INCIDENTDATE eq 7 fill OUTFREFMO with "July"  
Elseif INCIDENTDATE eq 8 fill OUTFREFMO with "August"  
Elseif INCIDENTDATE eq 9 fill OUTFREFMO with "September"  
Elseif INCIDENTDATE eq 10 fill OUTFREFMO with "October"  
Elseif INCIDENTDATE eq 11 fill OUTFREFMO with "November"  
Elseif INCIDENTDATE eq 12 fill OUTFREFMO with "December"

Field

**OSINCNOTNEEDED**

BNCVS2.LOC\_PRESENCE.OSINCNOTNEEDED

**Description:** Screen that tells the respondent incident report will not be collected for this incident because it happened outside of reference period.

**Form Pane Label:** No report needed

**SAS Name:**

**Tag Name:** OSINCNOTNEEDED

**Inherited Universe:** INCINDEX ge 1 and SKIPMID ne 1

**Universe:** INCIDENTDATE\_CK eq "suppress"

**Universe Description:** The incident month that is outside of the reference period that was entered in INCIDENTDATE was accepted in INCIDENTDATE\_CK.

**Question Text:** We are only asking about crimes that happened during the last 12 months. We will not collect information on this incident.

**Type:** Enumerated

**Length:** 1

**Answer List:** Enter\_1\_ To\_Continue

Value:	Mnemonic:	Description:
1		Enter 1 to Continue

- Don't Know
- Refuse
- Empty

- On Input
- On Output

**Array:**

**Skip Instructions:** INCIDENTDATEPROBE

---

## INCIDENTDATEPROBE

Field

BNCVS2.LOC\_PRESENCE.INCIDENTDATEPROBE

---

**Description:** Probe to see if any similar incidents happened during the reference period

**Form Pane Label:** Date probe

**SAS Name:**

**Tag Name:** INCIDENTDATEPROBE

**Inherited Universe:** INCINDEX ge 1 and SKIPMID ne 1

**Universe:** OSINCNOTNEEDED

### Universe Description:

**Question Text:** Did ^YOU\_NAME have ^ANYTHING\_ELSE like this happen between ^REFPRD1 and ^REFPRD2?

**Your notes:** ^SCREENERNOTE

**Fills:** YOU\_NAME

**Instructions:** If SELFPROXY eq 2 fill YOU\_NAME with "you" Else fill YOU\_NAME with ^NAME.

**Fills:** ANYTHING\_ELSE

**Instructions:** If I\_PLN ge 2 (this respondent reported more than one incident) fill ANYTHING\_ELSE with "anything else"  
Else fill ANYTHING\_ELSE with "anything"

**Fills:** REFPRD1

**Instructions:** If INCSAM eq 0 and eq to RESPLINE fill REFPRD1 with LSTHRINTDATE Elseif INCSAM eq 0 and LSTINTDATE is empty fill REFPRD1 with (INTPER minus twelve months) [the first day of the month twelve months ago in the format month day, year for respondents new to the household]  
Elseif INCSAM eq 0 fill REFPRD1 with LSTINTDATE  
Elseif INCSAM eq 0 and REPLCE eq 1 fill REFPRD1 with the 1st day of the month 12 months ago (replacement household)  
Elseif INCSAM eq 1 fill REFPRD1 with (INTPER minus twelve months) [the first day of the month twelve months ago in the format month day, year for all respondents This fills the beginning date (month, day, year) of the reference period. For example, September 6, 2003. If respondent is the household respondent (for continuing cases) then the beginning of the reference period is

---

the date of last interview for the last household respondent. If this is a continuing case and the respondent is new to the household (LSTINTDATE is empty) the beginning of the reference period is the 1st day of the month 12 months ago. If respondent is an individual respondent (for continuing cases) then the beginning of the reference period is the date of their last interview. However, if respondent was a noninterview 12 months ago, the beginning of the reference period is the 1st day of the month 12 months ago (this is setup when the SCIF is created, so no calculation needed in the instrument). If this is an incoming case, the beginning of the reference period is the 1st day of the month 12 months ago.

**Fills: REFPRD2**

**Instructions:** Fill REFPRD2 with the day before today's date. For example, if today is January 4, 2004, then fill REFPRD2 with January 3, 2004

**Fills: SCREENERNOTE**

**Instructions:** Fill SCREENERNOTE with the entry from the what happened screen question that triggered this incident. For example, if SQTHEFT is the screener question that is the basis of the current incident, then fill SCREENERNOTE with the entry from SQTHEFTSPEC.

**06/06/07 -->** If the number of times (SQTHEFTTIMES, for example) is 2 or more then each incident attached to the same screener should have the same SCREENERNOTES display. This comes into play in the Editing/Coding instrument screens INCROSTER\_EC and DELINCROSTER\_EC

The fill SCREENERNOTE should be based on the entry in the following fields (SQTHEFTSPEC or SQBREAKINSPEC or SQMVTHEFTSPEC or SQATTACKWHERE SPEC or SQATTACKHOWSPEC or SQTHEFTATTACKKNOWNOFFSPEC or SQSEXUALSPEC or SQCALLPOLICESPEC or SQNOCALLPOLICESPEC or SQVANDOTHERCRIMESPEC)

**[FOR EACH REPORTED INCIDENT]**

If SQTHEFT eq 1 fill SCREENERNOTE with value in SQTHEFTSPEC in

Elseif SQBREAKIN eq 1 fill SCREENERNOTE with value in SQBREAKINSPEC

Elseif SQMVTHEFT eq 1 fill SCREENERNOTE with value in SQMVTHEFTSPEC

Elseif SQATTACKWHERE eq 1 fill SCREENERNOTE with value in SQATTACKWHERE SPEC

Elseif SQATTACKHOW eq 1 fill SCREENERNOTE with value in SQATTACKHOWSPEC

Elseif SQTHEFTATTACKKNOWNOFF eq 1 fill SCREENERNOTE with value in SQTHEFTATTACKKNOWNOFFSPEC

Elsif SQSEXUAL eq 1 fill SCREENERNOTE with value in SQSEXUALSPEC

Elseif SQCALLPOLICEATTACKTHREAT eq 1 fill SCREENERNOTE with value in SQCALLPOLICESPEC

**Elseif SQNOCALLPOLICEATTACKTHREAT eq 1 fill SCREENERNOTE with value in SQNOCALLPOLICESPEC**

**Elsif SQVANDOTHERCRIME eq 1 fill SCREENERNOTE with value in SQVANDOTHERCRIMESPEC**

**06/06/07 --> Added the last fill statement referencing vandalism variables (SQVANDOTHERCRIME, SQVANDOTHERCRIMESPEC) that can initiate a crime report because they were originally left out of the specs. The SCREENERNOTE does get filled with the value in SQVANDOTHERCRIMESPEC (verified in v14.03). Therefore I did not submit a change request since it was only a spec update. - CDS**

**Type:** Enumerated  
**Length:** 1

**Answer List:** Incident\_Reduce

<b>Value:</b>	<b>Mnemonic:</b>	<b>Description:</b>
1.	Yes	
2.	No (This option deletes the current incident entry)	

- Don't Know
- Refuse
- Empty
  
- On Input
- On Output

**Store Instructions:** If INCIDENTDATEPROBE eq 1 then store blank in INC\_D (for this incident)  
Store 0 in DUP (for this incident)

**Array:**

**Skip Instructions:** IF INCIDENTDATEPROBE eq 1 goto INCIDENTDATE  
ELSE IF INCIDENTDATEPROBE eq 2 goto INC\_REDUCE

Field

## INCIDENTNUMBEROFTIMES

BNCVS2.LOC\_PRESENCE.INCIDENTNUMBEROFTIMES

**Description:** Number of times this type of incident happened

**Form Pane Label:** Number of incidents

**SAS Name:**

**Tag Name:** INCIDENTNUMBEROFTIMES

**Inherited Universe:** INCINDEX ge 1 and SKIPMID ne 1

**Universe:** INCIDENTDATE eq valid month, 97

### Universe Description:

**Question Text:** [+ If unsure, ask:](#)

(Altogether, how many times did this type of incident happen during the last 12 months?)

[+ Number of incidents recorded for this screening question:](#) ^NUMBRINC

**Fills:** NUMBRINC

**Instructions:** Fill NUMBRINC with number of incidents reported in the screener (i.e. SQTHEFTTIMES, or SQBREAKINTIMES, or SQMVTHEFTTIMES, or SQATTACKWHEREIMES, or SQATTACKHOWTIMES, or SQTHEFTATTACKKNOWNOFFTIMES, or SQSEXUALTIMES, or SQCALLPOLICEATTACKTHREATTIMES, or SQNOCALLPOLICEATTACKTHREATTIMES).

**Type:** Integer

**Length:** 2

**Min:** 1

**Max:** 30

Don't Know

Refuse

Empty

On Input

On Output

**Store Instructions:** Store INCIDENTNUMBEROFTIMES in INCTIMES

**Array:**

**Special Instructions:** This ITEM is an Editing/Coding instrument item.

**Skip Instructions:** If INCIDENTNUMBEROFTIMES eq DK or RF goto INCIDENTTIME  
Elseif INCIDENTNUMBEROFTIMES gt NUMBRINC goto INCIDENTTIMESPROBE  
Elseif INCIDENTNUMBEROFTIMES le NUMBRINC and NUMBRINC ge 6 goto  
INCIDENTSSIMILAR  
Elseif INCIDENTNUMBEROFTIMES le NUMBRINC and NUMBRINC lt 6 goto  
INCIDENTTIME

Field

## INCIDENTTIMESPROBE

BNCVS2.LOC\_PRESENCE.INCIDENTTIMESPROBE

**Description:** Probe when number of times in INCIDENTNUMBEROFTIMES is greater than the number of times entered in the screen question

**Form Pane Label:** Num. of times Probe

**SAS Name:**

**Tag Name:** INCIDENTTIMESPROBE

**Inherited Universe:** INCINDEX ge 1 and SKIPMID ne 1

**Universe:** INCIDENTNUMBEROFTIMES gt NUMBRINC

### Universe Description:

**Question Text:** [+](#) Number of incidents recorded in INCIDENTNUMBEROFTIMES: ^INCTIMES is greater than the number of incidents recorded for this screening question: ^NUMBRINC

[+](#) Information will be collected for ^INCTIMES incidents.

**Fills:** INCTIMES

**Instructions:** Fill INCTIMES with the entry from INCIDENTNUMBEROFTIMES.

**Fills:** NUMBRINC

**Instructions:** Fill NUMBRINC with number of incidents reported in the screener (i.e. SQTHEFTTIMES, or SQBREAKINTIMES, or SQMVTHEFTTIMES, or SQATTACKWHEREITIMES, or SQATTACKHOWTIMES, or SQTHEFTATTACKKNOWNOFFTIMES, or SQSEXUALTIMES, or SQCALLPOLICEATTACKTHREATTIMES, or SQNOCALLPOLICEATTACKTHREATTIMES).

**Type:** Enumerated

**Length:** 1

**Answer List:** Enter\_1\_ To\_Continue

Value:	Mnemonic:	Description:
1		Enter 1 to Continue

Don't Know



- 
- Refuse
  - Empty
  
  - On Input
  - On Output

**Store Instructions:** Store INCTIMES in NUMBRINC

If WHCHSCRNR eq 1 then store INCTIMES in SQTHEFTTMS  
If WHCHSCRNR eq 2 then store INCTIMES in SQBREAKINTMS  
If WHCHSCRNR eq 3 then store INCTIMES in SQMVTHEFTTMS  
If WHCHSCRNR eq 4 then store INCTIMES in SQATTACKWHERE TMS  
If WHCHSCRNR eq 5 then store INCTIMES in SQATTACKHOWTMS  
If WHCHSCRNR eq 6 then store INCTIMES in SQTHEFTATTACKKNOWNOFFTMS  
If WHCHSCRNR eq 7 then store INCTIMES in SQSEXUALTMS  
If WHCHSCRNR eq 8 then store INCTIMES in  
SQCALLPOLICEATTACKTHREATTMS  
If WHCHSCRNR eq 9 then store INCTIMES in  
SQNOCALLPOLICEATTACKTHREATTMS  
If WHCHSCRNR eq 10 then store INCTIMES in SQVANDOTHERCRIMETMS

**Array:**

**Special Instructions:** Starting in July 2008 the following should be commented out from the instrument code since we are removing the Vandalism questions from the instrument:

"If WHCHSCRNR eq 10 then store INCTIMES in SQVANDOTHERCRIMETMS"

**Skip Instructions:** If INCTIMES ge 6 goto INCIDENTSSIMILAR  
Else goto INCIDENTTIME

Field

## INCIDENTSSIMILAR

BNCVS2.LOC\_PRESENCE.INCIDENTSSIMILAR

**Description:** First of two screens used to determine if incident is part of a series

**Form Pane Label:** Similar inc

**SAS Name:**

**Tag Name:** INCIDENTSSIMILAR

**Inherited Universe:** INCINDEX ge 1 and SKIPMID ne 1

**Universe:** INCIDENTNUMBERTIMES where INCIDENTNUMBERTIMES le NUMBRINC  
and NUMBRINC ge 6;\n  
INCIDENTTIMESPROBE where NUMBRINC ge 6

**Universe Description:**

**Question Text:** ♦ If unsure, ask:

**Are these incidents similar to each other in detail or are they for  
different types of crimes?**

**Type:** Enumerated

**Length:** 1

**Answer List:** Similar\_Different

Value:	Mnemonic:	Description:
1.	Similar	Similar
2.	Different	Different (Not a series)

- Don't Know
- Refuse
- Empty

- On Input
- On Output

**Array:**

**Special Instructions:** This ITEM is an Editing/Coding instrument item.

**Skip Instructions:** IF INCIDENTSSIMILAR eq 1 goto RECALLDETAILS  
ELSE goto INCIDENTTIME

## RECALLDETAILS

Field

BNCVS2.LOC\_PRESENCE.RECALLDETAILS

**Description:** Second of two screens used to determine if incident is part of a series

**Form Pane Label:** Recall inc details

**SAS Name:**

**Tag Name:** RECALLDETAILS

**Inherited Universe:** INCINDEX ge 1 and SKIPMID ne 1

**Universe:** INCIDENTSSIMILAR eq 1

### Universe Description:

**Question Text:** + If unsure, ask:

**Can you recall enough details of each incident to distinguish them from each other?**

**Type:** Enumerated

**Length:** 1

**Answer List:** Yes\_No\_Series

Value:	Mnemonic:	Description:
1	Yes	Yes (Not a series)
2	No	No (Is a series)

- Don't Know
- Refuse
- Empty

- On Input
- On Output

**Store Instructions:** If RECALLDETAILS eq 2 then store 1 in INC\_D for all remaining incidents for THIS screen question.

(Not sure if this is what instrument currently does)

If RECALLDETAILS eq 2 and WHCHSCRNR eq 1 then store 1 in SQTHEFT\_CNT,

If RECALLDETAILS eq 2 and WHCHSCRNR eq 2 then store 1 in SQBREAKIN\_CNT,

If RECALLDETAILS eq 2 and WHCHSCRNR eq 3 then store 1 in SQMVTHEFT\_CNT,

If RECALLDETAILS eq 2 and WHCHSCRNR eq 4 then store 1 in SQATTACKWHERE CNT.

---

If RECALLDETAILS eq 2 and WHCHSCRNR eq 5 then store 1 in SQATTACKHOW\_CNT,  
If RECALLDETAILS eq 2 and WHCHSCRNR eq 6 then store 1 in SQTHEFTATTACKKNOWNOFF\_CNT,  
If RECALLDETAILS eq 2 and WHCHSCRNR eq 7 then store 1 in SQSEXUAL\_CNT,  
If RECALLDETAILS eq 2 and WHCHSCRNR eq 8 then store 1 in SQCALLPOLICEATTACKTHREAT\_CNT,  
If RECALLDETAILS eq 2 and WHCHSCRNR eq 9 then store 1 in SQNOCALLPOLICEATTACKTHREAT\_CNT,  
If RECALLDETAILS eq 2 and WHCHSCRNR eq 10 then store 1 in SQVANDOTHERCRIME\_CNT

Array:

**Special Instructions:** If RECALLDETAILS eq 2 then will only need to collect 1 incident report instead of the number entered in the field INCIDENTNUMBEROFTIMES. For example, if INCIDENTNUMBEROFTIMES eq 8 and RECALLDETAILS eq 2, then will only need to complete 1 incident report.

The extra "incidents" should not be deleted, but rather "flagged" for deletion.

A variable should be set up to track the valid number of incidents per screener, so the instrument knows how many incident reports are needed for a particular screener.

This ITEM is an Editing/Coding instrument item.

Starting in July 2008 the following should be commented out from the instrument code since we are removing the Vandalism questions from the instrument:

"If RECALLDETAILS eq 2 and WHCHSCRNR eq 10 then store 1 in SQVANDOTHERCRIME\_CNT"

**Skip Instructions:** INCIDENTTIME

---

## INCIDENTTIME

Field

BNCVS2.LOC\_PRESENCE.INCIDENTTIME

---

**Description:** Time of day incident happened

**Form Pane Label:** Time of day

**SAS Name:**

**Tag Name:** INCIDENTTIME

**Inherited Universe:** INCINDEX ge 1 and SKIPMID ne 1

**Universe:** INCIDENTNUMBEROFTIMES

**Universe Description:**

**Question Text:** ^SERIESINTRO

About what time did ^THIS\_THEMOSTRECENT incident happen?

**Fills:** SERIESINTRO

**Instructions:** If INCIDENTDETAIL eq 2 fill SERIESINTRO with "The following questions refer only to the most recent incident."

**Else leave SERIESINTRO blank**

**Fills:** THIS\_THEMOSTRECENT

**Instructions:** If RECALLDETAILS eq 2 fill THIS\_THEMOSTRECENT with "the most recent" Else fill THIS\_THEMOSTRECENT with "this".

**Type:** Enumerated

**Length:** 2

**Answer List:** Time\_Day\_Night

---

Value:	Mnemonic:	Description:
11		<>During the day:[n]After 6 a.m. - 12 noon
12		After 12 noon - 3 p.m.
13		After 3 p.m. - 6 p.m.
14		Don't know what time of day
15		<>At night:[n]After 6 p.m. - 9 p.m.
16		After 9 p.m. - 12 midnight

---

---

17	After 12 midnight - 6 a.m.
18	Don't know what time of night
19	<>OR[n] Don't know whether day or night

---

- Don't Know
- Refuse
- Empty
  
- On Input
- On Output

Array:

**Skip Instructions:** INCIDENTPLACE

# INCIDENTPLACE

Field

BNCVS2.LOC\_PRESENCE.INCIDENTPLACE

---

**Description:** Place where incident happened

**Form Pane Label:** Place

**SAS Name:**

**Tag Name:** INCIDENTPLACE

**Inherited Universe:** INCINDEX ge 1 and SKIPMID ne 1

**Universe:** INCIDENTTIME

## Universe Description:

**Question Text:** In what city, town, or village, did this incident occur?

**Present residence:** ^PO, ^ST

**Fills:** PO

**Instructions:** Fill PO with PO from input (RT2006:256-283)

**Fills:** ST

**Instructions:** Fill ST with ST from input (RT2006:284-285)

**Type:** Enumerated

**Length:** 1

**Answer List:** Incident\_Place

---

Value:	Mnemonic:	Description:
1.		Outside U.S.
2.		Not inside a city/town/village
3.		SAME city/town/village as present residence
4.		DIFFERENT city/town/village from present residence - Specify
5.		Don't know

---

- Don't Know
- Refuse
- Empty

On Input  
 On Output

Array:

**Special Instructions:** This ITEM is an Editing/Coding instrument item.

**Skip Instructions:** IF INCIDENTPLACE eq 1 goto LOCATION\_GENERAL  
IF INCIDENTPLACE eq 2 or 5 goto INCIDENTSTATE  
IF INCIDENTPLACE eq 4 goto INCIDENTPLACESPEC  
IF INCIDENTPLACE eq 3 or RF goto INCIDENTAIR



---

## INCIDENTPLACESPEC

Field

BNCVS2.LOC\_PRESENCE.INCIDENTPLACESPEC

---

**Description:** Write-in entry for different city/town/village than present residence

**Form Pane Label:** Inc Place Specify

**SAS Name:**

**Tag Name:** INCIDENTPLACESPEC

**Inherited Universe:** INCINDEX ge 1 and SKIPMID ne 1

**Universe:** INCIDENTPLACE eq 4

### Universe Description:

**Question Text:** [+ Please specify the city, town, or village, in which the incident occurred.](#)

[+ Present residence: ^PO, ^ST](#)

**Fills:** PO

**Instructions:** Fill PO with PO from input (RT2006:256-283)

**Fills:** ST

**Instructions:** Fill ST with ST from input (RT2006:284-285)

**Type:** String

**Length:** 24

Don't Know  
 Refuse  
 Empty

On Input  
 On Output

**Array:**

**Special Instructions:** This ITEM is an Editing/Coding instrument item.

**Skip Instructions:** INCIDENTSTATE

Field

**INCIDENTSTATE**  
BNCVS2.LOC\_PRESENCE.INCIDENTSTATE

**Description:** State where incident happened

**Form Pane Label:** State

**SAS Name:**

**Tag Name:** INCIDENTSTATE

**Inherited Universe:** INCINDEX ge 1 and SKIPMID ne 1

**Universe:** INCIDENTPLACE eq 2,4,5\

**Universe Description:**

**Question Text:** In what state did it occur?

**Type:** Enumerated

**Length:** 2

**Answer List:** FIPSSTATE

Value:	Mnemonic:	Description:
01	AL	Alabama
02	AK	Alaska
04	AZ	Arizona
05	AR	Arkansas
06	CA	California
08	CO	Colorado
09	CT	Connecticut
10	DE	Delaware
11	DC	District of Columbia
12	FL	Florida
13	GA	Georgia
15	HI	Hawaii
16	ID	Idaho
17	IL	Illinois
18	IN	Indiana
19	IA	Iowa
20	KS	Kansas
21	KY	Kentucky
22	LA	Louisiana

23	ME	Maine
24	MD	Maryland
25	MA	Massachusetts
26	MI	Michigan
27	MN	Minnesota
28	MS	Mississippi
29	MO	Missouri
30	MT	Montana
31	NE	Nebraska
32	NV	Nevada
33	NH	New Hampshire
34	NJ	New Jersey
35	NM	New Mexico
36	NY	New York
37	NC	North Carolina
38	ND	North Dakota
39	OH	Ohio
40	OK	Oklahoma
41	OR	Oregon
42	PA	Pennsylvania
44	RI	Rhode Island
45	SC	South Carolina
46	SD	South Dakota
47	TN	Tennessee
48	TX	Texas
49	UT	Utah
50	VT	Vermont
51	VA	Virginia
53	WA	Washington
54	WV	West Virginia
55	WI	Wisconsin
56	WY	Wyoming

- Don't Know
- Refuse
- Empty
  
- On Input
- On Output

**Store Instructions:** Create a two digit output variable called FIPSSTOCC code as follows:

If INCIDENTSTATE=Alabama (AL) then store 01 in FIPSSTOCC  
If INCIDENTSTATE=Alaska (AK) then store 02 in FIPSSTOCC  
If INCIDENTSTATE=Arizona (AZ) then store 04 in FIPSSTOCC  
If INCIDENTSTATE=Arkansas (AR) then store 05 in FIPSSTOCC  
If INCIDENTSTATE=California (CA) then store 06 in FIPSSTOCC  
If INCIDENTSTATE=Colorado (CO) then store 08 in FIPSSTOCC  
If INCIDENTSTATE=Connecticut (CT) then store 09 in FIPSSTOCC  
If INCIDENTSTATE=Delaware (DE) then store 10 in FIPSSTOCC  
If INCIDENTSTATE=District of Columbia (DC) then store 11 in FIPSSTOCC  
If INCIDENTSTATE=Florida (FL) then store 12 in FIPSSTOCC  
If INCIDENTSTATE=Georgia (GA) then store 13 in FIPSSTOCC  
If INCIDENTSTATE=Hawaii (HI) then store 15 in FIPSSTOCC  
If INCIDENTSTATE=Idaho (ID) then store 16 in FIPSSTOCC  
If INCIDENTSTATE=Illinois (IL) then store 17 in FIPSSTOCC  
If INCIDENTSTATE=Indiana (IN) then store 18 in FIPSSTOCC  
If INCIDENTSTATE=Iowa (IA) then store 19 in FIPSSTOCC  
If INCIDENTSTATE=Kansas (KS) then store 20 in FIPSSTOCC  
If INCIDENTSTATE=Kentucky (KY) then store 21 in FIPSSTOCC  
If INCIDENTSTATE=Louisiana (LA) then store 22 in FIPSSTOCC  
If INCIDENTSTATE=Maine (ME) then store 23 in FIPSSTOCC  
If INCIDENTSTATE=Maryland (MD) then store 24 in FIPSSTOCC  
If INCIDENTSTATE=Massachusetts (MA) then store 25 in FIPSSTOCC  
If INCIDENTSTATE=Michigan (MI) then store 26 in FIPSSTOCC  
If INCIDENTSTATE=Minnesota (MN) then store 27 in FIPSSTOCC  
If INCIDENTSTATE=Mississippi (MS) then store 28 in FIPSSTOCC  
If INCIDENTSTATE=Missouri (MO) then store 29 in FIPSSTOCC  
If INCIDENTSTATE=Montana (MT) then store 30 in FIPSSTOCC  
If INCIDENTSTATE=Nebraska (NE) then store 31 in FIPSSTOCC  
If INCIDENTSTATE=Nevada (NV) then store 32 in FIPSSTOCC  
If INCIDENTSTATE=New Hampshire (NH) then store 33 in FIPSSTOCC  
If INCIDENTSTATE=New Jersey (NJ) then store 34 in FIPSSTOCC  
If INCIDENTSTATE=New Mexico (NM) then store 35 in FIPSSTOCC  
If INCIDENTSTATE=New York (NY) then store 36 in FIPSSTOCC  
If INCIDENTSTATE=North Carolina (NC) then store 37 in FIPSSTOCC  
If INCIDENTSTATE=North Dakota (ND) then store 38 in FIPSSTOCC  
If INCIDENTSTATE=Ohio (OH) then store 39 in FIPSSTOCC  
If INCIDENTSTATE=Oklahoma (OK) then store 40 in FIPSSTOCC  
If INCIDENTSTATE=Oregon (OR) then store 41 in FIPSSTOCC  
If INCIDENTSTATE=Pennsylvania (PA) then store 42 in FIPSSTOCC  
If INCIDENTSTATE=Rhode Island (RI) then store 44 in FIPSSTOCC  
If INCIDENTSTATE=South Carolina (SC) then store 45 in FIPSSTOCC  
If INCIDENTSTATE=South Dakota (SD) then store 46 in FIPSSTOCC  
If INCIDENTSTATE=Tennessee (TN) then store 47 in FIPSSTOCC  
If INCIDENTSTATE=Texas (TX) then store 48 in FIPSSTOCC  
If INCIDENTSTATE=Utah (UT) then store 49 in FIPSSTOCC  
If INCIDENTSTATE=Vermont (VT) then store 50 in FIPSSTOCC  
If INCIDENTSTATE=Virginia (VA) then store 51 in FIPSSTOCC

If INCIDENTSTATE=Washington (WA) then store 53 in FIPSSTOCC  
If INCIDENTSTATE=West Virginia (WV) then store 54 in FIPSSTOCC  
If INCIDENTSTATE=Wisconsin (WI) then store 55 in FIPSSTOCC  
If INCIDENTSTATE=Wyoming (WY) then store 56 in FIPSSTOCC  
If INCIDENTSTATE=Don't know or DK or United States then store 97 in FIPSSTOCC

Array:

**Special Instructions:** See answer list and attached file; Interviewer should be allowed to key alpha characters in the pop-up box that displays the list of all state names (search key) in the first column and all corresponding 2 digit FIPS State abbreviations in the second column

State Name	State Abbreviation
Alabama	AL
Alaska	AK
etc....	

This ITEM is an Editing/Coding instrument item.

**Skip Instructions:** INCIDENTCOUNTY

Field

**INCIDENTCOUNTY**  
BNCVS2.LOC\_PRESENCE.INCIDENTCOUNTY

**Description:** Which county incident happened in

**Form Pane Label:** County

**SAS Name:**

**Tag Name:** INCIDENTCOUNTY

**Inherited Universe:** INCINDEX ge 1 and SKIPMID ne 1

**Universe:** INCIDENTSTATE\

**Universe Description:** When incident did not happen inside a city/town/village, different city/town/village from present residence, or don't know in what city/town/village the incident occurred.

**Question Text:** In what county did it occur?

**Type:** String

**Length:** 24

- Don't Know
- Refuse
- Empty
  
- On Input
- On Output

**Array:**

**Special Instructions:** Unsure how to specify drop down list of counties in SPIDER??

This ITEM is an Editing/Coding instrument item.

**Skip Instructions:** COUNTYSTATE

---

## COUNTYSTATE

Field

BNCVS2.LOC\_PRESENCE.COUNTYSTATE

---

**Description:** Is place where incident happened the same county and state as residence\

**Form Pane Label:** Same county-state

**SAS Name:**

**Tag Name:** COUNTYSTATE

**Inherited Universe:** INCINDEX ge 1 and SKIPMID ne 1

**Universe:** INCIDENTCOUNTY

### Universe Description:

**Question Text:** [+ Ask or verify:](#)

Is this the same county and state as  
^YOUR\_HIS\_HER^NAMES present residence?

[+ Present residence:](#) ^PO, ^ST

**Fills:** YOUR\_HIS\_HER

**Instructions:** If SELFPROXY eq 2 fill YOUR\_HIS\_HER with "your"

Elseif SELFPROXY eq 4 AND SEX eq 1 fill YOUR\_HIS\_HER with "his"

Elseif SELFPROXY eq 4 AND SEX eq 2 fill YOUR\_HIS\_HER with "her"

Elseif SELFPROXY eq 4 AND SEX ne 1 or 2 fill YOUR\_HIS\_HER with ^NAME.

(fill with the first and last name of L\_NO collecting demographic information for)

**Fills:** NAMES

**Instructions:** If SELFPROXY eq 4 AND SEX is blank fill NAMES  
with "s" Else leave NAMES blank.

**Fills:** PO

**Instructions:** Fill PO with PO from input (RT2006:256-283)

**Fills:** ST

**Instructions:** Fill ST with ST from input (RT2006:284-285)

**Type:** Enumerated

---

**Length:** 1

**Answer List:** TYesNo

---

<b>Value:</b>	<b>Mnemonic:</b>	<b>Description:</b>
1	Yes	Yes
2	No	No

---

- Don't Know
- Refuse
- Empty

- On Input
- On Output

**Array:**

**Skip Instructions:** INCIDENTAIR



---

# INCIDENTAIR

Field

BNCVS2.LOC\_PRESENCE.INCIDENTAIR

---

**Description:** Did incident happen on an American Indian Reservation or Lands

**Form Pane Label:** Am. Ind. Reserv.

**SAS Name:**

**Tag Name:** INCIDENTAIR

**Inherited Universe:** INCINDEX ge 1 and SKIPMID ne 1

**Universe:** INCIDENTPLACE eq 2,3,4,5

**Universe Description:**

**Question Text:** Did this incident occur on an American Indian Reservation or on American Indian Lands?

**Type:** Enumerated

**Length:** 1

**Answer List:** TYesNo

---

Value:	Mnemonic:	Description:
1	Yes	Yes
2	No	No

---

- Don't Know
- Refuse
- Empty
  
- On Input
- On Output

**Array:**

**Special Instructions:** This ITEM is an Editing/Coding instrument item.

**Skip Instructions:** LOCATION\_GENERAL

Field

## LOCATION\_GENERAL

BNCVS2.LOC\_PRESENCE.LOCATION\_GENERAL

**Description:** General location of incident

**Form Pane Label:** Incident Loc-General

**SAS Name:**

**Tag Name:** LOCATION\_GENERAL

**Inherited Universe:** INCINDEX ge 1 and SKIPMID ne 1

**Universe:** INCIDENTPLACE;\n  
 INCIDENTAIR

### Universe Description:

**Question Text:** Did this incident happen ...

\* Read each category until respondent says "yes", then enter appropriate precode.

**Type:** Enumerated

**Length:** 2

**Answer List:** LOCATION\_GENERAL

Value:	Mnemonic:	Description:
11	Inside OWN home [bold]	In ^YOUR_NAME_S home or lodging?[n]
12	Near OWN home [bold]	Near ^YOUR_NAME_S home or lodging?[n]
13	Inside or near ANOTHERS home [bold]	Inside or near a friend's/relative's/neighbor's home?[n]
14	Commercial [bold]	At a commercial place?[n]
15	Parking lot/garage [bold]	In a parking lot or garage?[n]
16	School [bold]	At school?[n]
17	Open area/street/public transport [bold]	In open areas, on the street, or on public transportation?[n]
36	Other [bold]	Somewhere else?[n]

- Don't Know
- Refuse
- Empty
- On Input
- On Output

**Store Instructions:** If LOCATION\_GENERAL eq 36 store 36 in LOCATION\_1

If LOCATION\_GENERAL eq RF store 98 in LOCATION\_1  
If LOCATION\_GENERAL eq DK store 99 in LOCATION\_1

**Array:**

**Skip Instructions:** If LOCATION\_GENERAL eq 11 goto LOCATION\_IN\_HOME  
Elseif LOCATION\_GENERAL eq 12 goto LOCATION\_NEAR\_HOME  
Elseif LOCATION\_GENERAL eq 13 goto LOCATION\_OTHER\_HOME  
Elseif LOCATION\_GENERAL eq 14 goto LOCATION\_COMMERCE  
Elseif LOCATION\_GENERAL eq 15 goto LOCATION\_PARKING  
Elseif LOCATION\_GENERAL eq 16 goto LOCATION\_SCHOOL  
Elseif LOCATION\_GENERAL eq 17 goto LOCATION\_OPEN\_AREA  
Elseif LOCATION\_GENERAL eq 36 goto LOCATION\_SPEC  
Else goto OFFENDERLIVE

Field

**LOCATION\_IN\_HOME**  
 BNCVS2.LOC\_PRESENCE.LOCATION\_IN\_HOME

**Description:** Where in respondent's home or lodging did this incident occur?

**Form Pane Label:** In home

**SAS Name:**

**Tag Name:** LOCATION\_IN\_HOME

**Inherited Universe:** INCINDEX ge 1 and SKIPMID ne 1

**Universe:** LOCATION\_GENERAL eq 11

**Universe Description:**

**Question Text:** [+ Ask if necessary:](#)

**Where in ^YOUR\_NAME^NMS home or lodging did this incident happen?**

**Fills:** YOUR\_NAME

**Instructions:** If SELFPROXY eq 2 fill YOUR\_NAME with "your" Else fill YOUR\_NAME with ^NAME.

**Fills:** NMS

**Instructions:** If SELFPROXY eq 4 fill NMS with "s" Else leave NMS blank.

**Type:** Enumerated

**Length:** 1

**Answer List:** Location\_In\_Home

Value:	Mnemonic:	Description:
11		In own dwelling, own attached garage, or enclosed porch (Include illegal entry or attempted illegal entry of same)
12		In detached building on own property, such as detached garage, storage shed, etc. (Include illegal entry or attempted illegal entry of same)
13		In vacation home/second home (Include illegal entry or attempted illegal entry of same)

14

In hotel or motel room ^RESPONDENT\_VICTIM was staying in (Include illegal entry or attempted entry of same)

---

- 
- Don't Know
  - Refuse
  - Empty
  
  - On Input
  - On Output

**Store Instructions:** Store LOCATION\_IN\_HOME in LOCATION\_1

**Array:**

**Skip Instructions:** OFFENDERLIVE

Field

## LOCATION\_NEAR\_HOME

BNCVS2.LOC\_PRESENCE.LOCATION\_NEAR\_HOME

**Description:** Where near respondent's home or lodging did incident occur?

**Form Pane Label:** Near home

**SAS Name:**

**Tag Name:** LOCATION\_NEAR\_HOME

**Inherited Universe:** INCINDEX ge 1 and SKIPMID ne 1

**Universe:** LOCATION\_GENERAL eq 12

### Universe Description:

**Question Text:** [+ Ask if necessary:](#)

Where near ^YOUR\_NAME^NMS home or lodging did this incident happen?

**Fills:** YOUR\_NAME

**Instructions:** If SELFPROXY eq 2 fill YOUR\_NAME with "your" Else fill YOUR\_NAME with ^NAME.

**Fills:** NMS

**Instructions:** If SELFPROXY eq 4 fill NMS with "s" Else leave NMS blank.

**Type:** Enumerated

**Length:** 1

**Answer List:** Location\_Near\_Home

Value:	Mnemonic:	Description:
15		Own yard, sidewalk, driveway, carport, unenclosed porch (Does not include apartment yards)
16		Apartment hall, storage area, laundry room (Does not include apartment parking lot/garage)
17	street	On street immediately adjacent to own home or lodging

Don't Know

Refuse

Empty

On Input

On Output

**Store Instructions:** Store LOCATION\_NEAR\_HOME in LOCATION\_1

**Array:**

**Skip Instructions:** (Until April 2009):  
INSIDEOROUT

(Starting in May 2009):  
If LOCATION\_1 eq 15 goto ATTACHEDGARAGE\_CK  
Else goto INSIDEOROUT

---

Check

**ATTACHEDGARAGE\_CK**  
BNCVS2.LOC\_PRESENCE.ATTACHEDGARAGE\_CK

---

**Description:** Edit check to verify the location was not miscoded as in the yard when it actually happened in an attached or detached garage.

**Inherited Universe:** INCINDEX ge 1 and SKIPMID ne 1

**Universe:** LOCATION\_1 eq 15

**Universe Description:** Location was coded as "Own yard, sidewalk, driveway, carport, unenclosed porch".

**Text:** \* **Â** Did this incident happen in a garage?  
\* **Â** If yes, was the garage attached<sup>Â</sup> or detached?  
  
\* **Â** If this happened in an attached or detached garage  
select<sup>Â</sup> LOCATION\_GENERAL and press the "Goto" button and  
then<sup>Â</sup> change LOCATION\_GENERAL to<sup>Â</sup> precode 11. <sup>Â</sup> Otherwise, press the  
"Suppress" button to continue.

**Check Instructions:** LOCATION\_GENERAL and LOCATION\_NEAR\_HOME should be in the selection box of the edit check.

This edit check should be added in the production May instrument.

**Type:** Soft

**Skip Instructions:** If "Suppress" is selected goto INSIDEOROUT  
Elseif "Goto" is selected goto LOCATION\_GENERAL  
Else goto LOCATION\_NEAR\_HOME



## LOCATION\_OTHER\_HOME

Field

BNCVS2.LOC\_PRESENCE.LOCATION\_OTHER\_HOME

**Description:** Where at, in, or near a friend's/relative's/neighbor's home did this incident occur?

**Form Pane Label:** Other's home

**SAS Name:**

**Tag Name:** LOCATION\_OTHER\_HOME

**Inherited Universe:** INCINDEX ge 1 and SKIPMID ne 1

**Universe:** LOCATION\_GENERAL eq 13

### Universe Description:

**Question Text:** [+ Ask if necessary:](#)

**Where at, in, or near a friend's/relative's/neighbor's home did this incident happen?**

**Type:** Enumerated

**Length:** 1

**Answer List:** Location\_Other\_Home

Value:	Mnemonic:	Description:
18		At or in home or other building on their property
19		Yard, sidewalk, driveway, carport (Does not include apartment yards)
20		Apartment hall, storage area, laundry room (Does not include apartment parking lot/garage)
21		On street immediately adjacent to their home

Don't Know

Refuse

Empty

On Input

On Output

**Store Instructions:** Store LOCATION\_OTHER\_HOME in LOCATION\_1

**Array:**

**Skip Instructions:** INSIDEOROUT

Field

## LOCATION\_COMMERCE

BNCVS2.LOC\_PRESENCE.LOCATION\_COMMERCE

**Description:** At what type of commerical place did this incident occur?

**Form Pane Label:** Commercial place

**SAS Name:**

**Tag Name:** LOCATION\_COMMERCE

**Inherited Universe:** INCINDEX ge 1 and SKIPMID ne 1

**Universe:** LOCATION\_GENERAL eq 14

### Universe Description:

**Question Text:** [+ Ask if necessary:](#)

**At what type of a commercial place did this incident happen?**

**Type:** Enumerated

**Length:** 1

**Answer List:** Location\_Commerce

Value:	Mnemonic:	Description:
22		Inside restaurant, bar, nightclub
23		Inside bank
24		Inside gas station
25		Inside other commercial building, such as a store
26		Inside office
27		Inside factory or warehouse

Don't Know

Refuse

Empty

On Input

On Output

**Store Instructions:** Store LOCATION\_COMMERCE in LOCATION\_1

**Array:**

**Skip Instructions:** RESTRICTEDAREA

## LOCATION\_PARKING

Field

BNCVS2.LOC\_PRESENCE.LOCATION\_PARKING

**Description:** At what type of parking lot/garage did this incident occur?

**Form Pane Label:** Parking

**SAS Name:**

**Tag Name:** LOCATION\_PARKING

**Inherited Universe:** INCINDEX ge 1 and SKIPMID ne 1

**Universe:** LOCATION\_GENERAL eq 15

### Universe Description:

**Question Text:** [+ Ask if necessary:](#)

**In what type of a parking lot or garage did this incident happen?**

[+ Commercial parking lot/garage - an attended or unattended parking lot or garage which is privately owned for profit AND requires a fee. Do NOT include parking meters or state or Federal owned lots.](#)

[+ Noncommercial parking lot/garage - parking at a shopping malls, meter parking, local state or Federal owned, regardless if a fee is required, or commercial parking during hours of free parking.](#)

**Type:** Enumerated

**Length:** 1

**Answer List:** Location\_Parking

Value:	Mnemonic:	Description:
28		Commercial parking lot/garage
29		Noncommercial parking lot/garage
30		Apartment/townhouse parking lot/garage

Don't Know

Refuse

Empty

On Input

On Output

**Store Instructions:** Store LOCATION\_PARKING in LOCATION\_1

**Array:**

**Skip Instructions:** RESTRICTEDAREA

---

## LOCATION\_SCHOOL

BNCVS2.LOC\_PRESENCE.LOCATION\_SCHOOL

---

Field

**Description:** Where at school did this incident occur?

**Form Pane Label:** School

**SAS Name:**

**Tag Name:** LOCATION\_SCHOOL

**Inherited Universe:** INCINDEX ge 1 and SKIPMID ne 1

**Universe:** LOCATION\_GENERAL eq 16

**Universe Description:**

**Question Text:** [+ Ask if necessary:](#)

**Where at school did this incident happen?**

**Type:** Enumerated

**Length:** 1

**Answer List:** Location\_School

---

Value:	Mnemonic:	Description:
31	Inside school building	Inside school building
32	On school property	On school property (school parking area, play area, school bus, etc.)

---

- Don't Know
- Refuse
- Empty

- On Input
- On Output

**Store Instructions:** Store LOCATION\_SCHOOL in LOCATION\_1

**Array:**

**Skip Instructions:** If LOCATION\_SCHOOL eq 31,DK,RF goto RESPONDENTSSCHOOL  
Else goto RESTRICTEDAREA

Field

## LOCATION\_OPEN\_AREA

BNCVS2.LOC\_PRESENCE.LOCATION\_OPEN\_AREA

**Description:** In what type of open area, on street, or on public transportation did this incident occur?

**Form Pane Label:** Open area

**SAS Name:**

**Tag Name:** LOCATION\_OPEN\_AREA

**Inherited Universe:** INCINDEX ge 1 and SKIPMID ne 1

**Universe:** LOCATION\_GENERAL eq 17

### Universe Description:

**Question Text:** [+ Ask if necessary:](#)

**Where in an open area, on the street, or on public transportation did this incident happen?**

**Type:** Enumerated

**Length:** 1

**Answer List:** Location\_Open\_Area

Value:	Mnemonic:	Description:
33		In an apartment yard, field, playground (other than school)
34		On the street (other than immediately adjacent to own/friend's/relative's/neighbor's home)
35		On public transportation or in station (bus, train, plane, airport, depot, etc.)

Don't Know

Refuse

Empty

On Input

On Output

**Store Instructions:** Store LOCATION\_OPEN\_AREA in LOCATION\_1

**Array:**

**Skip Instructions:** INSIDEOROUT

---

## LOCATION\_SPEC

Field

BNCVS2.LOC\_PRESENCE.LOCATION\_SPEC

---

**Description:** Location - Other specify

**Form Pane Label:** Other-specify

**SAS Name:**

**Tag Name:** LOCATION\_SPEC

**Inherited Universe:** INCINDEX ge 1 and SKIPMID ne 1

**Universe:** LOCATION\_GENERAL eq 36

### Universe Description:

**Question Text:** [+ Please specify the other location where this incident occurred.](#)

**Type:** String

**Length:** 35

- Don't Know
- Refuse
- Empty

- On Input
- On Output

**Array:**

**Skip Instructions:** RESTRICTEDAREA

Field

**OFFENDERLIVE**  
BNCVS2.LOC\_PRESENCE.OFFENDERLIVE

**Description:** Offender lived there or had a right to be there

**Form Pane Label:** Live there

**SAS Name:**

**Tag Name:** OFFENDERLIVE

**Inherited Universe:** INCINDEX ge 1 and SKIPMID ne 1

**Universe:** LOCATION\_GENERAL=DK,RF or\  
LOCATION\_IN\_HOME

**Universe Description:**

**Question Text:** Did the offender live ^HERE\_THERE\_LOC or have a right to be  
^HERE\_THERE\_LOC, for instance, as a guest or a repair person?

**Fills:** HERE\_THERE\_LOC

**Instructions:** If MODE eq 0 (CAPI) and INTTYPE eq 1 (personal visit)  
and LOCATION\_IN\_HOME eq 1 or 2 fill  
HERE\_THERE\_LOC with "here" Else fill  
HERE\_THERE\_LOC with "there".

**Type:** Enumerated

**Length:** 1

**Answer List:** TYesNo

Value:	Mnemonic:	Description:
1	Yes	Yes
2	No	No

Don't Know  
 Refuse  
 Empty

On Input  
 On Output

**Array:**

**Special Instructions:** This ITEM is an Editing/Coding instrument item.



**Skip Instructions:** If OFFENDERLIVE eq 1 goto FARFROMHOME  
If OFFENDERLIVE eq 2, DK, RF goto OFFENDERINSIDE

Field

**OFFENDERINSIDE**  
BNCVS2.LOC\_PRESENCE.OFFENDERINSIDE

**Description:** Did offender GET inside

**Form Pane Label:** Got inside

**SAS Name:**

**Tag Name:** OFFENDERINSIDE

**Inherited Universe:** INCINDEX ge 1 and SKIPMID ne 1

**Universe:** OFFENDERLIVE eq 2, DK, RF

**Universe Description:**

**Question Text:** Did the offender actually get INSIDE ^YOUR\_NAME^NMS  
[house/apartment/room/garage/shed/enclosed porch]?

**Fills:** YOUR\_NAME

**Instructions:** If SELFPROXY eq 2 fill YOUR\_NAME  
with "your" Else fill YOUR\_NAME with  
^NAME.

**Fills:** NMS

**Instructions:** If SELFPROXY eq 4 fill  
NMS with ""s" Else leave  
NMS blank.

**Type:** Enumerated

**Length:** 1

**Answer List:** TYesNo

Value:	Mnemonic:	Description:
1.	Yes	Yes
2.	No	No

- Don't Know
- Refuse
- Empty

- On Input
- On Output

**Array:**

**Special Instructions:** This ITEM is an Editing/Coding instrument item.

**Skip Instructions:** If OFFENDERINSIDE eq 1 goto FORCEDENTRY  
If OFFENDERINSIDE eq 2, DK, RF goto OFFENDERTRY

Field

**OFFENDERTRY**  
BNCVS2.LOC\_PRESENCE.OFFENDERTRY

**Description:** Did offender TRY to get in

**Form Pane Label:** Tried to get in

**SAS Name:**

**Tag Name:** OFFENDERTRY

**Inherited Universe:** INCINDEX ge 1 and SKIPMID ne 1

**Universe:** OFFENDERINSIDE eq 2, DK, RF

**Universe Description:**

**Question Text:** Did the offender TRY to get in ^YOUR\_NAME^NMS  
(house/apartment/room/garage/shed/enclosed porch)?

**Fills:** YOUR\_NAME

**Instructions:** If SELFPROXY eq 2 fill YOUR\_NAME  
with "your" Else fill YOUR\_NAME with  
^NAME.

**Fills:** NMS

**Instructions:** If SELFPROXY eq 4 fill  
NMS with "s" Else leave  
NMS blank.

**Type:** Enumerated

**Length:** 1

**Answer List:** TYesNo

Value:	Mnemonic:	Description:
1.	Yes	Yes
2.	No	No

- Don't Know
- Refuse
- Empty

- On Input
- On Output

**Array:**

**Special Instructions:** This ITEM is an Editing/Coding instrument item.

**Skip Instructions:** If OFFENDERTRY eq 1, DK, RF goto FORCEENTRY  
If OFFENDERTRY eq 2 AND OFFENDERLIVE eq 2 AND OFFENDERINSIDE eq 2  
goto ENTRY\_CHK  
Else goto FARFROMHOME

Check

**ENTRY\_CK**  
BNCVS2.LOC\_PRESENCE.ENTRY\_CK

**Description:** Hard edit check to detect inconsistency in reported location of incident (inside home or lodging) when respondent also reports that offender did not have a right to be there, did not break-in, and did not try to break in

**Inherited Universe:** INCINDEX ge 1 and SKIPMID ne 1

**Universe:** LOCATION\_IN\_HOME eq 11,12,13,14 and OFFENDERLIVE eq 2 and OFFENDERINSIDE eq 2 and OFFENDERTRY eq 2

**Universe Description:** Location of incident is inside respondent's home or lodging but respondent reported that offender did not live there, did not get inside, or did not try to get inside

**Text:** [✦^ Inconsistent entries in LOCATION\\_IN\\_HOME, OFFENDERLIVE, OFFENDERINSIDE, and OFFENDERTRY.](#)

[The reported location of this incident was inside respondent's home or lodging but it was also reported that the offender did not live there, actually get in, or try to get in.](#)

[✦^ Select GOTO to return to OFFENDERTRY and up-arrow to change entry in LOCATION\\_GENERAL, OFFENDERLIVE, OFFENDERINSIDE or OFFENDERTRY](#)

**Check Instructions:** Allow the following items in the selection when GOTO is pressed:

LOCATION\_GENERAL  
LOCATION\_IN\_HOME  
OFFENDERLIVE  
OFFENDERINSIDE  
OFFENDERTRY

**Type:** Hard

**Skip Instructions:** Allow the following items in the selection when GOTO is pressed:

LOCATION\_GENERAL  
LOCATION\_IN\_HOME  
OFFENDERLIVE  
OFFENDERINSIDE  
OFFENDERTRY



## FORCEDENTRY

Field

BNCVS2.LOC\_PRESENCE.FORCEDENTRY

**Description:** Was there evidence the offender got in/tried to get in

**Form Pane Label:** Evidence of force

**SAS Name:**

**Tag Name:** FORCEDENTRY

**Inherited Universe:** INCINDEX ge 1 and SKIPMID ne 1

**Universe:** OFFENDERINSIDE eq 1;\nOFFENDERTRY eq 1, DK, RF

**Universe Description:**

**Question Text:** Was there any evidence, such as a broken lock or broken window, that the offender(s) ^GOTIN\_TRIED?

**Fills:** GOTIN\_TRIED

**Instructions:** If OFFENDERINSIDE eq 1 fill GOTIN\_TRIED with "got in by force"  
Elseif OFFENDERTRY eq 1 or DK or RF fill GOTIN\_TRIED with "TRIED to get in by force".

**Type:** Enumerated

**Length:** 1

**Answer List:** TYesNo

Value:	Mnemonic:	Description:
1.	Yes	Yes
2.	No	No

Don't Know  
 Refuse  
 Empty

On Input  
 On Output

**Array:**

**Special Instructions:** This ITEM is an Editing/Coding instrument item.

**Skip Instructions:** IF FORCEDENTRY eq 1 goto EVIDENCE  
IF FORCEDENTRY eq 2, DK, RF goto OFFENDERGETIN

## EVIDENCE

Field

BNCVS2.LOC\_PRESENCE.EVIDENCE

**Description:** What was the evidence that offender got in/tried to get in

**Form Pane Label:** What evidence

**SAS Name:**

**Tag Name:** EVIDENCE

**Inherited Universe:** INCINDEX ge 1 and SKIPMID ne 1

**Universe:** FORCEDENTRY eq 1

**Universe Description:**

**Question Text:** What was the evidence?

◆ **Probe:** (Anything else?)

◆ Enter all that apply, separate with commas.

**Type:** Set

**Max Number of Values:**

**Length:** 2

**Answer List:** Evidence

Value:	Mnemonic:	Description:
11		<>Window:[n]Damage to window (include frame, glass broken/removed/cracked)
12		Screen damaged/removed
13		Lock on window damaged/tampered with in some way
14		Other - Specify
15		<>Door:[n]Damage to door (include frame, glass panes, or door removed)
16		Screen damaged/removed
17		Lock or door handle damaged/tampered with in some way
18		Other - Specify
19		<>Other:[n]Other than window or door - Specify

- Don't Know
- Refuse
- Empty

- On Input
- On Output

**Array:**

**Special Instructions:** This ITEM is an Editing/Coding instrument item.

**Skip Instructions:** If EVIDENCE eq 14 goto EVIDENCE\_SPEC14  
If EVIDENCE eq 18 goto EVIDENCE\_SPEC18  
If EVIDENCE eq 19 goto EVIDENCE\_SPEC19  
Else goto FARFROMHOME

---

## EVIDENCE\_SPEC14

Field

BNCVS2.LOC\_PRESENCE.EVIDENCE\_SPEC14

---

**Description:** Write-in entry for evidence - window

**Form Pane Label:** Window Specify

**SAS Name:**

**Tag Name:** EVIDENCE\_SPEC14

**Inherited Universe:** INCINDEX ge 1 and SKIPMID ne 1

**Universe:** EVIDENCE eq 14

### Universe Description:

**Question Text:** [+Please specify what was the other evidence related to a window.](#)

**Type:** String

**Length:** 35

- Don't Know
- Refuse
- Empty

- On Input
- On Output

**Array:**

**Special Instructions:** This ITEM is an Editing/Coding instrument item.

**Skip Instructions:** If EVIDENCE eq 18 goto EVIDENCESPEC18  
If EVIDENCE eq 19 goto EVIDENCESPEC19  
Else goto FARFROMHOME

Field

**EVIDENCE\_SPEC18**  
BNCVS2.LOC\_PRESENCE.EVIDENCE\_SPEC18

**Description:** Write-in entry for evidence - door

**Form Pane Label:** Door Specify

**SAS Name:**

**Tag Name:** EVIDENCE\_SPEC18

**Inherited Universe:** INCINDEX ge 1 and SKIPMID ne 1

**Universe:** EVIDENCE eq 18

**Universe Description:**

**Question Text:** [+ Please specify what was the other evidence related to a door.](#)

**Type:** String

**Length:** 35

- Don't Know
- Refuse
- Empty

- On Input
- On Output

**Array:**

**Special Instructions:** This ITEM is an Editing/Coding instrument item.

**Skip Instructions:** If EVIDENCE eq 19 goto EVIDENCESPEC19  
Else goto FARFROMHOME

---

## EVIDENCE\_SPEC19

Field

BNCVS2.LOC\_PRESENCE.EVIDENCE\_SPEC19

---

**Description:** Write-in entry for evidence - other

**Form Pane Label:** Oth. Evid. Specify

**SAS Name:**

**Tag Name:** EVIDENCE\_SPEC19

**Inherited Universe:** INCINDEX ge 1 and SKIPMID ne 1

**Universe:** EVIDENCE eq 19

### Universe Description:

**Question Text:** [+Please specify what was the evidence other than to a window or door.](#)

**Type:** String

**Length:** 35

- Don't Know
- Refuse
- Empty

- On Input
- On Output

**Array:**

**Special Instructions:** This ITEM is an Editing/Coding instrument item.

**Skip Instructions:** FARFROMHOME

Field

**OFFENDERGETIN**  
BNCVS2.LOC\_PRESENCE.OFFENDERGETIN

**Description:** How offender got in/tried to get in - no evidence

**Form Pane Label:** How off got in

**SAS Name:**

**Tag Name:** OFFENDERGETIN

**Inherited Universe:** INCINDEX ge 1 and SKIPMID ne 1

**Universe:** FORCEDENTRY eq 2, DK, RF

**Universe Description:**

**Question Text:** How did the offender ^GETIN\_TRY?

**Fills:** GETIN\_TRY

**Instructions:** If OFFENDERINSIDE eq 1 fill GETIN\_TRY with "get in"

Elseif OFFENDERTRY eq 1 or DK or RF fill GETIN\_TRY with "TRY to get in".

**Type:** Enumerated

**Length:** 2

**Answer List:** How\_Get\_In

Value:	Mnemonic:	Description:
11		Let in
12		Offender pushed his/her way in after door opened
13		Through OPEN DOOR or other opening
14		Through UNLOCKED door or window
15		Through LOCKED door or window - Had key
16		Through LOCKED door or window - Picked lock, used credit card, etc., other than key
17		Through LOCKED door or window - Don't know how
18		Don't know
19		Other - Specify

- Don't Know
- Refuse
- Empty



- On Input
- On Output

**Array:**

**Special Instructions:** This ITEM is an Editing/Coding instrument item.

**Skip Instructions:** IF OFFENDERGETIN eq 19 goto OFFENDERGETIN\_SPEC  
ELSE goto FARFROMHOME

Field

**OFFENDERGETIN\_SPEC**  
BNCVS2.LOC\_PRESENCE.OFFENDERGETIN\_SPEC

**Description:** Write-in entry for how offender got in

**Form Pane Label:** How got in Specify

**SAS Name:**

**Tag Name:** OFFENDERGETIN\_SPEC

**Inherited Universe:** INCINDEX ge 1 and SKIPMID ne 1

**Universe:** OFFENDERGETIN eq 19

**Universe Description:**

**Question Text:** +Please specify how the offender ^GETIN\_TRY.

**Fills:** GETIN\_TRY

**Instructions:** If OFFENDERINSIDE eq 1 fill GETIN\_TRY with "get in"

Elseif OFFENDERTRY eq 1 or DK or RF fill GETIN\_TRY with "TRY to get in".

**Type:** String

**Length:** 35

- Don't Know
- Refuse
- Empty

- On Input
- On Output

**Array:**

**Special Instructions:** This ITEM is an Editing/Coding instrument item.

**Skip Instructions:** FARFROMHOME

---

## RESPONDENTSSCHOOL

Field

BNCVS2.LOC\_PRESENCE.RESPONDENTSSCHOOL

---

**Description:** Was school where incident happened the school the respondent goes to

**Form Pane Label:** Resp school

**SAS Name:**

**Tag Name:** RESPONDENTSSCHOOL

**Inherited Universe:** INCINDEX ge 1 and SKIPMID ne 1

**Universe:** LOCATION\_SCHOOL = 31,DK,RF

**Universe Description:**

**Question Text:** Was it ^YOUR\_NAME^NMS school?

**Fills:** YOUR\_NAME

**Instructions:** If SELFPROXY eq 2 fill YOUR\_NAME with "your" Else fill YOUR\_NAME with ^NAME.

**Fills:** NMS

**Instructions:** If SELFPROXY eq 4 fill NMS with "s" Else leave NMS blank.

**Type:** Enumerated

**Length:** 1

**Answer List:** TYesNo

---

Value:	Mnemonic:	Description:
1	Yes	Yes
2	No	No

---

- Don't Know
- Refuse
- Empty

- On Input
- On Output

**Array:**

**Special Instructions:** This ITEM is an Editing/Coding instrument item.

**Skip Instructions:** If RESPONDENTSSCHOOL eq 1 goto PARTSCHOOLBLDG  
If RESPONDENTSSCHOOL eq 2, DK, RF goto RESTRICTEDAREA

---

## PARTSCHOOLBLDG

Field

BNCVS2.LOC\_PRESENCE.PARTSCHOOLBLDG

---

**Description:** Where in school building did incident happen

**Form Pane Label:** What part of school

**SAS Name:**

**Tag Name:** PARTSCHOOLBLDG

**Inherited Universe:** INCINDEX ge 1 and SKIPMID ne 1

**Universe:** RESPONDENTSSCHOOL eq 1

**Universe Description:**

**Question Text:** In what part of the school building did it happen?

**Type:** Enumerated

**Length:** 1

**Answer List:** Part\_Of\_School\_Building

---

Value:	Mnemonic:	Description:
1	Classroom	Classroom
2	Hallway/Stairwell	Hallway/Stairwell
3	Bathroom/Locker room	Bathroom/Locker room
4	Other	Other (library, gym, auditorium, cafeteria)

---

Don't Know

Refuse

Empty

On Input

On Output

**Array:**

**Special Instructions:** This ITEM is an Editing/Coding instrument item.

**Skip Instructions:** RESTRICTEDAREA

Field

## RESTRICTEDAREA

BNCVS2.LOC\_PRESENCE.RESTRICTEDAREA

**Description:** Is the area where incident happened a restricted area or open to public

**Form Pane Label:** Restricted area

**SAS Name:**

**Tag Name:** RESTRICTEDAREA

**Inherited Universe:** INCINDEX ge 1 and SKIPMID ne 1

**Universe:** LOCATION\_GENRAL eq 14,15,16 or 18

### Universe Description:

**Question Text:** [+ Ask or verify:](#)

**Did the incident happen in an area restricted to certain people or was it open to the public at the time?**

**Type:** Enumerated

**Length:** 1

**Answer List:** Restricted\_Area

Value:	Mnemonic:	Description:
1	Open to the public	Open to the public
2	Restricted to certain people	Restricted to certain people (or nobody had a right to be there)
3	Don't know	Don't know
4	Other-Specify	Other - Specify

- Don't Know  
 Refuse  
 Empty

- On Input  
 On Output

**Array:**

**Special Instructions:** This ITEM is an Editing/Coding instrument item.

**Skip Instructions:** If RESTRICTEDAREA eq 4 goto RESTRICTEDAREA\_SPEC  
Else goto INSIDEOROUT

---

## RESTRICTEDAREA\_SPEC

Field

BNCVS2.LOC\_PRESENCE.RESTRICTEDAREA\_SPEC

---

**Description:** Write-in entry for restricted area

**Form Pane Label:** Restricted Specify

**SAS Name:**

**Tag Name:** RESTRICTEDAREA\_SPEC

**Inherited Universe:** INCINDEX ge 1 and SKIPMID ne 1

**Universe:** RESTRICTEDAREA eq 4

**Universe Description:**

**Question Text:** [+Please specify.](#)

**Type:** String

**Length:** 35

- Don't Know
- Refuse
- Empty

- On Input
- On Output

**Array:**

**Special Instructions:** This ITEM is an Editing/Coding instrument item.

**Skip Instructions:** INSIDEOROUT

Field

**INSIDEOROUT**  
BNCVS2.LOC\_PRESENCE.INSIDEOROUT

**Description:** Did incident happen indoors or outside

**Form Pane Label:** Indoors or out

**SAS Name:**

**Tag Name:** INSIDEOROUT

**Inherited Universe:** INCINDEX ge 1 and SKIPMID ne 1

**Universe:** LOCATION\_GENERAL in 12..18

**Universe Description:**

**Question Text:** + Ask or verify:

**Did it happen indoors, outdoors, or both?**

**Type:** Enumerated

**Length:** 1

**Answer List:** Indoor\_Outdoor\_Both

Value:	Mnemonic:	Description:
1		Indoors (inside a building or enclosed space)
2		Outdoors
3		Both

- Don't Know  
 Refuse  
 Empty

- On Input  
 On Output

**Array:**

**Special Instructions:** This ITEM is an Editing/Coding instrument item.

**Skip Instructions:** (Until April 2009):

FARFROMHOME

(Starting in May 2009):

If INSIDEOROUT eq 1 and LOCATION\_1 eq 15,17,19,21,33,34 goto



```
ISITINOROUT_CK  
Elseif INSIDEOROUT eq 2 and LOCATION_1 eq 16,20,(22..27),31 goto  
ISITINOROUT_CK  
Else goto FARFROMHOME
```

Check

**ISITINOROUT\_CK**  
BNCVS2.LOC\_PRESENCE.ISITINOROUT\_CK

**Description:** Edit check to verify location when LOCATION\_1 eq "inside", but INSIDEOROUT eq "outside" or vice versa.

**Inherited Universe:** INCINDEX ge 1 and SKIPMID ne 1

**Universe:** INSIDEOROUT eq 1 and LOCATION\_1 eq 15,17,19,21,33,34;\nINSIDEOROUT eq 2 and LOCATION\_1 eq 16,20,(22..27),31

**Universe Description:** The field INSIDEOROUT equals 1 (Inside) and the variable LOCATION\_1 equals Outdoor locations OR\  
\n  
The field INSIDEOROUT equals 2 (Outside) and the variable LOCATION\_1 equals Indoor locations.

**Text:** \*Â The answers to &quot;location&quot; and &quot;inside or out&quot; are inconsistent.

\*Â The &quot;location&quot; was coded as a place that was ^LOCINOROUT and the question INSIDEOROUT was coded asÂ ^INOROUT.

\*Â If this is not correct, selectÂ LOCATION\_GENERAL or INSIDEOROUT and press the &quot;Goto&quot; button to resolve this issue, otherwise press the &quot;Suppress&quot; buttonÂ to accept the inconsistency.

**Check Instructions:** LOCATION\_GENERAL and INSIDEOROUT should both be in the selection box of the edit check.

This edit check should be added in the Production May instrument.

**Type:** Soft

**Skip Instructions:** If "Suppress" is selected goto FARFROMHOME  
Elseif "Goto" is selected goto LOCATION\_GENERAL or INSIDEOROUT (depending on which item is selected in the selection field.  
Else goto INSIDEOROUT

**Fills:** LOCINOROUT

**Instructions:** If LOCATION\_1 eq 15 fill LOCINOROUT with "outside" Elseif LOCATION\_1 eq 16 fill LOCINOROUT with "inside" Elseif LOCATION\_1 eq 17 fill LOCINOROUT with "outside" Elseif LOCATION\_1 eq 19 fill LOCINOROUT with "outside" Elseif

**LOCATION\_1 eq 20 fill LOCINOROUT with  
"inside" Elseif LOCATION\_1 eq 21 fill  
LOCINOROUT with "outside"**

Elseif LOCATION\_1 eq 22 fill LOCINOROUT with "inside"  
Elseif LOCATION\_1 eq 23 fill LOCINOROUT with "inside"  
Elseif LOCATION\_1 eq 24 fill LOCINOROUT with "inside"  
Elseif LOCATION\_1 eq 25 fill LOCINOROUT with "inside"  
Elseif LOCATION\_1 eq 26 fill LOCINOROUT with "inside"  
Elseif LOCATION\_1 eq 27 fill LOCINOROUT with "inside"  
Elseif LOCATION\_1 eq 31 fill LOCINOROUT with "inside"  
Elseif LOCATION\_1 eq 33 fill LOCINOROUT with "outside"  
Elseif LOCATION\_1 eq 34 fill LOCINOROUT with "outside"

**Fills:** INOROUT

**Instructions:** If INSIDEOROUT eq 1 fill INOROUT with  
"inside" Elseid INSIDEOROUT eq 2 fill  
INOROUT with "outside"

Field

**FARFROMHOME**  
BNCVS2.LOC\_PRESENCE.FARFROMHOME

**Description:** How far from home did incident happen

**Form Pane Label:** Distance from home

**SAS Name:**

**Tag Name:** FARFROMHOME

**Inherited Universe:** INCINDEX ge 1 and SKIPMID ne 1

**Universe:** LOCATION\_GENERAL

**Universe Description:**

**Question Text:** [+ Ask or verify:](#)

**How far away from home did this happen?**

[+ Probe:](#) (Was it within a mile, 5 miles, 50 miles or more?)

[+ Enter the code for the first answer category that the respondent is sure of.](#)

**Type:** Enumerated

**Length:** 1

**Answer List:** Far\_From\_Home

Value:	Mnemonic:	Description:
1		At, in, or near the building containing the ^RESPONDENTS_VICTIMS home/next door
2		A mile or less
3		Five miles or less
4		Fifty miles or less
5		More than 50 miles
6		Don't know how far

- Don't Know
- Refuse
- Empty

- On Input
- On Output

**Array:**

---

**Special Instructions:** This ITEM is an Editing/Coding instrument item.

**Skip Instructions:** HHMEMBERPRESENT

Field

**HHMEMBERPRESENT**  
BNCVS2.LOC\_PRESENCE.HHMEMBERPRESENT

**Description:** Were any household members present during the incident

**Form Pane Label:** Present

**SAS Name:**

**Tag Name:** HHMEMBERPRESENT

**Inherited Universe:** INCINDEX ge 1 and SKIPMID ne 1

**Universe:** FARFROMHOME

**Universe Description:**

**Help Screen:** H\_PRESENCE\_ENG

**Question Text:**

✦ [Ask or verify:](#)

**^WERE\_WAS\_C ^YOU\_NAME ^OTHERMEMBER present when this incident occurred?**

✦ [You may need to probe to obtain more details to determine if respondent was present.](#)

[Read as needed:](#) (A household member is considered present when he/she is at the immediate scene of the crime incident and there is an opportunity for the offender to attack, threaten to physically harm, or to take something directly from the household member.)

**Fills:** WERE\_WAS\_C

**Instructions:** If SELFPROXY eq 2 fill WERE\_WAS\_C with "Were" Else fill WERE\_WAS\_C with "Was".

**Fills:** YOU\_NAME

**Instructions:** If SELFPROXY eq 2 fill YOU\_NAME with "you" Else fill YOU\_NAME with ^NAME.

**Fills:** OTHERMEMBER

**Instructions:** If HIGHLNO ne 1 fill OTHERMEMBER with "or any other member of this household"



**Else leave OTHERMEMBER blank.**

**Type:** Enumerated  
**Length:** 1

---

**Answer List: TYesNo**

---

Value:	Mnemonic:	Description:
1	Yes	Yes
2	No	No

---

- Don't Know
- Refuse
- Empty

- On Input
- On Output

**Store Instructions:** If respondent present and there is only one household member (HIGHLNO = 1), store 1 in WHICHMEMBER

**Array:**

**Special Instructions:** If respondent present and there is only one household member (HIGHLNO eq 1), then the instrument should skip to SEEOFFENDER

For Spanish screen use the Help screen named H\_PRESENCE\_SP.

This ITEM is an Editing/Coding instrument item.

**Skip Instructions:** (Through January 2009):

If HHMEMBERPRESENT eq 2,DK,RF goto KNOWLEARNOFFENDERS  
Elseif HHMEMBERPRESENT eq 1 AND HIGHLNO eq 1 (only one household member) goto SEEOFFENDER  
Else goto WHICHMEMBER

(Starting in February 2009):

If HHMEMBERPRESENT eq 2 or DK goto PRESENCEVERIFY\_CHK  
Elseif HHMEMBERPRESENT eq RF goto KNOWLEARNOFFENDERS  
Elseif HHMEMBERPRESENT eq 1 AND HIGHLNO eq 1 goto SEEOFFENDER  
Else goto WHICHMEMBER

---

Check

**PRESENCEVERIFY\_CK**  
BNCVS2.LOC\_PRESENCE.PRESENCEVERIFY\_CK

---

**Description:** Edit check to verify presence when HHMEMBERPRESENT eq "No" or "Don't know".

**Inherited Universe:** INCINDEX ge 1 and SKIPMID ne 1

**Universe:** HHMEMBERPRESENT eq 2, DK

**Universe Description:** Coded as not present or don't know if present at the HHMEMBERPRESENT field.

**Text:** **✦** Verify whether or not the respondent or another household member was at the immediate scene of the crime during the incident.

**✦** If after verifying presence, you determine they were present press the "Close" or "Goto" button.

**✦** If after verifying presence, you determine they were not present press the "Suppress" button.

**Check Instructions:** Only HHMEMBERPRESENT should be in the selection box of the edit check.

This edit check should be added in the Production February instrument.

**Type:** Soft

**Skip Instructions:** If "Suppress" is selected goto KNOWLEARNOFFENDERS  
Else goto HHMEMBERPRESENT

---

## VERIFYPRESENCE

Field

BNCVS2.LOC\_PRESENCE.VERIFYPRESENCE

---

**Description:** Screen added to ask the FR to verify presence, when coded that the respondent was not present during the incident. This screen is to replace the PRESENCEVERIFY\_CHK due to comments from FLD TEAM about this screen and because the edit check is not working as expected (causing more false positives of being present).

**Form Pane Label:** Verify Presence

**SAS Name:**

**Tag Name:** VERIFYPRESENCE

**Inherited Universe:** INCINDEX ge 1 and SKIPMID ne 1

**Universe:** HHMEMBERPRESENT eq 2, DK

**Universe Description:** Coded no one present or don't know if anyone was present during the incident.

**Question Text:** [+ Verify whether the respondent or another household member was at the immediate scene of the crime during the incident.](#)

**Type:** Classification

**Length:** 1

- Don't Know
- Refuse
- Empty

- On Input
- On Output

**Array:**

**Special Instructions:** Need to look at new skips (6 of them)/universes (7 of them) to include when VERIFYPRESENCE eq 1.

**Skip Instructions:** If VERIFYPRESENCE eq 1 goto WHICHMEMBERPRESENT  
Else goto KNOWLEARNOFFENDERS

Field

**WHICHMEMBER**  
BNCVS2.LOC\_PRESENCE.WHICHMEMBER

**Description:** Which household members were present during the incident

**Form Pane Label:** Which mem. pres.

**SAS Name:**

**Tag Name:** WHICHMEMBER

**Inherited Universe:** INCINDEX ge 1 and SKIPMID ne 1

**Universe:** HHMEMBERPRESENT eq 1, DK, RF and highlno ne 1

**Universe Description:** If respondent is present (or refused or said they did not know if they or other household members were present), and there is more than one household member, then ask WHICHMEMBER (asks which household member was present).

**Question Text:** [Ask or verify:](#)

**Which household members were present?**

**Type:** Enumerated

**Length:** 1

**Answer List:** Which\_Member

Value:	Mnemonic:	Description:
1		^RESPONDENT_VICTIM_C only
2		^RESPONDENT_VICTIM_C and other household member(s)
3		Only other household member(s), not ^RESPONDENT_VICTIM

Don't Know

Refuse

Empty

On Input

On Output

**Array:**

**Special Instructions:** This ITEM is an Editing/Coding instrument item.

**Skip Instructions:** If WHICHMEMBER eq 1, 2, DK, RF goto SEEOFFENDER  
ELSE goto HAPPEN

---

## NCVS2SEC1INTID

Field

BNCVS2.LOC\_PRESENCE.NCVS2SEC1INTID

---

**Description:** ID of the FR who completed the NCVS 2, Section 1 block (LocationPresence)

**Form Pane Label:**

**SAS Name:**

**Tag Name:** ncvs2sec1intid

**Inherited Universe:** INCINDEX ge 1 and SKIPMID ne 1

**Universe:**

**Universe Description:**

**Question Text:**

**Type:** Classification

**Length:** 3

- Don't Know
- Refuse
- Empty

- On Input
- On Output

**Store Instructions:** If ((HHMEMBERPRESENT eq 2,DK,RF or WHICHMEMBER eq 1,2,3,DK,RF) AND NCVS2SEC1INTID is empty)  
store INTID in NCVS2SEC1INTID and  
store USERID in NCVS2SEC1JBID

**Array:**

Field

## NCVS2SEC1JBID

BNCVS2.LOC\_PRESENCE.NCVS2SEC1JBID

**Description:** James Bond ID of the FR who completed the NCVS 2, Section 1 block (LocationPresence)

**Form Pane Label:**

**SAS Name:**

**Tag Name:** ncvs2sec1jbid

**Inherited Universe:** INCINDEX ge 1 and SKIPMID ne 1

**Universe:**

**Universe Description:**

**Question Text:**

**Type:** Classification

**Length:** 8

Don't Know  Refuse Empty   
On Input   
x On Output

**Store Instructions:** If ((HHMEMBERPRESENT eq 2,DK,RF or WHICHMEMBER eq 1,2,3,DK,RF) AND NCVS2SEC1JBID is empty) store USERID in NCVS2SEC1JBID

**Array:**

PLACEHOLDER FOR SPEC'ING OUT THIS ABILITY

**BEGINNING HERE, INTERVIEWER CAN SKIP OUT IF AN INCIDENT IF THE R MENTIONS IT IS A DUPLICATE**

Menu item labeled "Skip Out of Incident" – shortcut Shift-Delete

1. Visible when the flag field SkipOut <> 1
2. Enabled when incident number greater than 1 and the current section is Attack\_Care to Hate (or questions Attack\_Care.SeeOffender to Hate.TellPoliceHateCrime).
3. When shift delete is pressed (or the menu option is clicked) the cursor will move to the previous question and then set the SkipOut flag to 1. The FI will then need to press enter to go to the Summary question.
4. I needed to move to the previous question since I didn't immediately see a way to check if the current question had a response. If the current question doesn't have a response you can't move forward after the SkipOut flag is set to 1. The FI would need to press the up arrow and then press enter.

Menu item labeled "Don't Skip Out of Incident" - if the FI accidentally clicks "Skip Out of Incident".

1. Visible when the flag field SkipOut = 1
2. Enabled when incident number greater than 1 and the current section is Loc\_Presence to Hate
3. This will put all the sections back on the route for the current incident.



---

Block

**ATTACK\_CARE**  
BNCVS2.ATTACK\_CARE

---

**Description:** Attack/Threat/Injury/Medical Care

**Tab Name:** Attack/Threat/Injury/Medical Care

**Fly Over Name:**

**Universe Type:** If

**Inherited Universe:** INCINDEX ge 1 and SKIPMID ne 1

**Universe:**

**Universe Description:**

**Array:**

**Block Instructions:**

## SEEOFFENDER

Field

BNCVS2.ATTACK\_CARE.SEOFFENDER

**Description:** Did respondent see the offender

**Form Pane Label:** See offender

**SAS Name:**

**Tag Name:** SEEOFFENDER

**Inherited Universe:** INCINDEX ge 1 and SKIPMID ne 1

**Universe:** (HHMEMBERPRESENT eq 1,DK,RF and HIGHLNO eq 1) OR \  
WHICHMEMBER eq 1,2,DK,RF

**Universe Description:** The respondent or the respondent and other household members were present or the respondent doesn't know or refused to answer who was present.

**Question Text:** [Ask or verify:](#)

**Did ^YOU\_NAME personally see an offender?**

**Fills:** YOU\_NAME

**Instructions:** If SELFPROXY eq 2 fill YOU\_NAME with "you"  
Else fill YOU\_NAME with ^NAME.

**Type:** Enumerated

**Length:** 2

**Answer List:** Yes\_No\_Dk(Fill)

Value:	Mnemonic:	Description:
1		Yes
2		No
^3		^DONTKNOWIFSAW

- Don't Know  
 Refuse  
 Empty

- On Input  
 On Output

**Array:**

**Special Instructions:** NEED AN EDIT IF SELF INTERVIEW AND DONT KNOW IS ENTERED

This ITEM is an Editing/Coding instrument item.

**Skip Instructions:** WEAPONPRESENT

---

## WEAPONPRESENT

Field

BNCVS2.ATTACK\_CARE.WEAPONPRESENT

---

**Description:** Did the offender have a weapon

**Form Pane Label:** Weapon present

**SAS Name:**

**Tag Name:** WEAPONPRESENT

**Inherited Universe:** INCINDEX ge 1 and SKIPMID ne 1

**Universe:** SEEOFFENDER

### Universe Description:

**Help Screen:** H\_WEAPON\_ENG

**Question Text:**

**Did the offender have a weapon such as a gun or knife, or something to use as a weapon, such as a bottle or wrench?**

**Type:** Enumerated

**Length:** 1

**Answer List:** TYes\_No\_Dk

---

Value:	Mnemonic:	Description:
1	Yes	
2	No	
3	Don't know	

---

- Don't Know
- Refuse
- Empty

- On Input
- On Output

**Array:**

**Special Instructions:** For the Spanish Help screen, use H\_WEAPON\_SP.

This ITEM is an Editing/Coding instrument item.

**Skip Instructions:** If WEAPONPRESENT = 1 goto WEAPON  
Else goto ATTACK

Field

**WEAPON**  
BNCVS2.ATTACK\_CARE.WEAPON

**Description:** What type of weapon was present

**Form Pane Label:** Weapon type

**SAS Name:**

**Tag Name:** WEAPON

**Inherited Universe:** INCINDEX ge 1 and SKIPMID ne 1

**Universe:** WEAPONPRESENT = 1

**Universe Description:** A weapon was present during this incident.

**Question Text:** What was the weapon?

◆ **Probe:** (Anything else?)

◆ Enter all that apply, separate with commas.

**Type:** Set

**Max Number of Values:**

**Length:** 1

**Answer List:** Weapon

Value:	Mnemonic:	Description:
1	Hand gun	Hand gun (pistol, revolver, etc.)
2	Other gun	Other gun (rifle, shotgun, etc.)
3	Knife	Knife
4	Other sharp object	Other sharp object (scissors, ice pick, axe, etc.)
5	Blunt object	Blunt object (rock, club, blackjack, etc.)
6	Other - Specify	Other - Specify

- Don't Know  
 Refuse  
 Empty

- On Input  
 On Output

**Array:**

**Special Instructions:** This ITEM is an Editing/Coding instrument item.

**Skip Instructions:** If WEAPON = 6 goto WEAPON\_SPEC

Else goto ATTACK

Field

---

**WEAPON\_SPEC**  
BNCVS2.ATTACK\_CARE.WEAPON\_SPEC

---

**Description:** Write-in entry for type of weapon

**Form Pane Label:** Weapon Specify

**SAS Name:**

**Tag Name:** WEAPON\_SPEC

**Inherited Universe:** INCINDEX ge 1 and SKIPMID ne 1

**Universe:** WEAPON = 6

**Universe Description:** Other type of weapon selected.

**Question Text:** [+ Please specify the other weapon.](#)

**Type:** String

**Length:** 35

Don't Know

Refuse

Empty

On Input

On Output

**Array:**

**Special Instructions:** This ITEM is an Editing/Coding instrument item.

**Skip Instructions:** ATTACK

# ATTACK

Field

BNCVS2.ATTACK\_CARE.ATTACK

**Description:** Did the offender attack respondent in any way

**Form Pane Label:** Attack

**SAS Name:**

**Tag Name:** ATTACK

**Inherited Universe:** INCINDEX ge 1 and SKIPMID ne 1

**Universe:** WHICHMEMBER eq 1,2,DK,RF

## Universe Description:

**Question Text:** Did the offender hit ^YOU\_NAME, knock ^YOU\_HIM\_HER down, or actually attack ^YOU\_HIM\_HER in any way?

**Fills:** YOU\_NAME

**Instructions:** If SELFPROXY eq 2 fill YOU\_NAME with "you"  
Else fill YOU\_NAME with ^NAME.

**Fills:** YOU\_HIM\_HER

**Instructions:** If SELFPROXY eq 2 fill YOU\_HIM\_HER with "you"  
Elseif SELFPROXY eq 4 AND SEX eq 1 fill YOU\_HIM\_HER with "him"  
Elseif SELFPROXY eq 4 AND SEX eq 2 fill YOU\_HIM\_HER with "her"  
Elseif SELFPROXY eq 4 AND SEX ne 1 or 2 fill YOU\_HIM\_HER with ^NAME.

**Type:** Enumerated

**Length:** 1

**Answer List:** TYesNo

Value:	Mnemonic:	Description:
1	Yes	Yes
2	No	No

- Don't Know
- Refuse
- Empty

- On Input
- On Output

**Array:**



**Special Instructions:** This ITEM is an Editing/Coding instrument item.

**Skip Instructions:** If ATTACK eq 1 goto HOWATTACK  
Else goto TRYATTACK

# TRYATTACK

Field

BNCVS2.ATTACK\_CARE.TRYATTACK

**Description:** Did offender try to attack respondent

**Form Pane Label:** Attempted attack

**SAS Name:**

**Tag Name:** TRYATTACK

**Inherited Universe:** INCINDEX ge 1 and SKIPMID ne 1

**Universe:** ATTACK = 2, DK, RF

**Universe Description:** The offender did not attack the respondent.

**Question Text:** Did the offender TRY to attack ^YOU\_NAME?

**Fills:** YOU\_NAME

**Instructions:** If SELFPROXY eq 2 fill YOU\_NAME with "you"  
Else fill YOU\_NAME with ^NAME.

**Type:** Enumerated

**Length:** 1

**Answer List:** TYesNo

Value:	Mnemonic:	Description:
1	Yes	Yes
2	No	No

- Don't Know
- Refuse
- Empty

- On Input
- On Output

**Array:**

**Special Instructions:** This ITEM is an Editing/Coding instrument item.

**Skip Instructions:** If TRYATTACK = 1 goto HOWTRYATTACK  
Else goto THREATEN

Field

**THREATEN**  
BNCVS2.ATTACK\_CARE.THREATEN

**Description:** Did the offender threaten the respondent in any way

**Form Pane Label:** Threat

**SAS Name:**

**Tag Name:** THREATEN

**Inherited Universe:** INCINDEX ge 1 and SKIPMID ne 1

**Universe:** TRYATTACK = 2, DK, RF

**Universe Description:** The offender did NOT try to attack the respondent.

**Question Text:** Did the offender THREATEN ^YOU\_HIM\_HER with harm in any way?

**Fills:** YOU\_HIM\_HER

**Instructions:** If SELFPROXY eq 2 fill YOU\_HIM\_HER with "you"

Elseif SELFPROXY eq 4 AND SEX eq 1 fill YOU\_HIM\_HER with "him"

Elseif SELFPROXY eq 4 AND SEX eq 2 fill YOU\_HIM\_HER with "her"

Elseif SELFPROXY eq 4 AND SEX ne 1 or 2 fill YOU\_HIM\_HER with ^NAME.

**Type:** Enumerated

**Length:** 1

**Answer List:** TYesNo

Value:	Mnemonic:	Description:
1	Yes	Yes
2	No	No

Don't Know

Refuse

Empty

On Input

On Output

**Array:**

**Special Instructions:** This ITEM is an Editing/Coding instrument item.

**Skip Instructions:** If THREATEN = 1 goto HOWTHREATEN

Else goto WHATHAPPEN

# WHATHAPPEN

Field

BNCVS2.ATTACK\_CARE.WHATHAPPEN

**Description:** What actually happened - respondent present

**Form Pane Label:** What happened

**SAS Name:**

**Tag Name:** WHATHAPPEN

**Inherited Universe:** INCINDEX ge 1 and SKIPMID ne 1

**Universe:** THREATEN eq 2,DK,RF

**Universe Description:** The offender did NOT threaten the respondent.

**Question Text:** What actually happened?

✦ **Probe:** (Anything else?)

✦ Enter all that apply, separate with commas.

**Type:** Set

**Max Number of Values:**

**Length:** 2

**Answer List:** What\_Happened\_1

Value:	Mnemonic:	Description:
11		Something taken without permission
12		Attempted or threatened to take something
13		Harassed, argument, abusive language
14		Unwanted sexual contact with force (grabbing, fondling, etc.)
15		Unwanted sexual contact without force (grabbing, fondling, etc.)
16		Forcible entry or attempted forcible entry of house/apartment
17		Forcible entry or attempted forcible entry of car
18		Damaged or destroyed property
19		Attempted or threatened to damage or destroy property
20		Other - Specify

Don't Know

Refuse

Empty

On Input

On Output

Array:

**Special Instructions:** This ITEM is an Editing/Coding instrument item.

**Skip Instructions:** If WHATHAPPEN eq 20 goto WHATHAPPEN\_SPEC  
Elseif WHATHAPPEN eq 14 goto SEXCONFORCEPROBE\_1  
Elseif SEX eq 2 AND 18<=AGE<=49 goto PREGATTIMEOFINC  
Else goto PROTECTSELF

SKIP PATTERN STARTING IN JULY 2008:

If WHATHAPPEN eq 20 goto WHATHAPPEN\_SPEC  
Elseif WHATHAPPEN eq 14 goto SEXCONFORCEPROBE\_1  
Elseif WHATHAPPEN eq 15 goto IMPACT\_JOB  
Elseif SEX eq 2 AND 18<=AGE<=49 goto PREGATTIMEOFINC  
Else goto PROTECTSELF

---

## WHATHAPPEN\_SPEC

Field

BNCVS2.ATTACK\_CARE.WHATHAPPEN\_SPEC

---

**Description:** Write-in entry for what actually happened

**Form Pane Label:** What happen Specify

**SAS Name:**

**Tag Name:** WHATHAPPEN\_SPEC

**Inherited Universe:** INCINDEX ge 1 and SKIPMID ne 1

**Universe:** WHATHAPPEN eq 20

**Universe Description:** Respondent's response of what happened during this incident doesn't fit a predefined category.

**Question Text:** [+ Please specify what actually happened.](#)

**Type:** String

**Length:** 35

- Don't Know
- Refuse
- Empty

- On Input
- On Output

**Array:**

**Special Instructions:** This ITEM is an Editing/Coding instrument item.

**Skip Instructions:** If WHATHAPPEN eq 14 goto SEXCONFORCEPROBE\_1  
Elseif SEX eq 2 AND 18<=AGE<=49 goto PREGATTIMEOFINC  
Else goto PROTECTSELF

SKIP PATTERN STARTING IN JULY 2008:

If WHATHAPPEN eq 14 goto SEXCONFORCEPROBE\_1  
Elseif WHATHAPPEN eq 15 goto IMPACT\_JOB  
Elseif SEX eq 2 AND 18<=AGE<=49 goto PREGATTIMEOFINC  
Else goto PROTECTSELF

Field

**SEXCONFORCEPROBE\_1**  
BNCVS2.ATTACK\_CARE.SEXCONFORCEPROBE\_1

**Description:** Probe to determine if respondent means forced or coerced sexual intercourse

**Form Pane Label:** What happen Probe

**SAS Name:**

**Tag Name:** SEXCONFORCEPROBE\_1

**Inherited Universe:** INCINDEX ge 1 and SKIPMID ne 1

**Universe:** WHATHAPPEN eq 14

**Universe Description:** Respondent states they experienced unwanted sexual contact with force.

**Question Text:** You mentioned some type of unwanted sexual contact with force. Do you mean forced or coerced sexual intercourse including attempts?

**Type:** Enumerated

**Length:** 1

**Answer List:** TYesNo

Value:	Mnemonic:	Description:
1	Yes	Yes
2	No	No

Don't Know

Refuse

Empty

On Input

On Output

**Store Instructions:** If SEXCONFORCEPROBE\_1 eq 1 store 1 in ATTACK

**Array:**

**Skip Instructions:** If SEXCONFORCEPROBE\_1 eq 1 goto HOWATTACK  
Elseif SEX eq 2 AND 18<=AGE<=49 goto PREGATTIMEOFINC  
Else goto PROTECTSELF

SKIP PATTERN STARTING IN JULY 2008:

If SEXCONFORCEPROBE\_1 eq 1 goto HOWATTACK  
Else goto IMPACT\_JOB

## HOWTRYATTACK

Field

BNCVS2.ATTACK\_CARE.HOWTRYATTACK

**Description:** How did offender try to attack respondent

**Form Pane Label:** How tried attack

**SAS Name:**

**Tag Name:** HOWTRYATTACK

**Inherited Universe:** INCINDEX ge 1 and SKIPMID ne 1

**Universe:** TRYATTACK eq 1

**Universe Description:** Offender tried to attack the respondent.

**Question Text:** How did the offender TRY to attack ^YOU\_NAME?

✦ **Probe:** (Any other way?)

✦ Enter all that apply, separate with commas.

**Fills:** YOU\_NAME

**Instructions:** If SELFPROXY eq 2 fill YOU\_NAME with "you"  
Else fill YOU\_NAME with ^NAME.

**Type:** Set

**Max Number of Values:**

**Length:** 2

**Answer List:** How\_Threat\_Attack

Value:	Mnemonic:	Description:
11		Verbal threat of rape
12		Verbal threat to kill
13		Verbal threat of attack other than to kill or rape
14		Verbal threat of sexual assault other than rape
15		Unwanted sexual contact with force (grabbing, fondling, etc.)
16		Unwanted sexual contact without force (grabbling, fondling, etc.)
17		Weapon present or threatened with weapon
18		Shot at (but missed)
19		Attempted attack with knife/sharp weapon
20		Attempted attack with weapon other than gun/knife/sharp weapon
21		Object thrown at person
22		Followed or surrounded



---

23	Tried to hit, slap, knock down, grab, hold, trip, jump, push, etc.
24	Other - Specify

---

- Don't Know
- Refuse
- Empty

- On Input
- On Output

Array:

**Special Instructions:** This ITEM is an Editing/Coding instrument item.

**Skip Instructions:** If HOWTRYATTACK eq 24 goto HOWTRYATTACK\_SPEC  
Elseif HOWTRYATTACK eq 15 goto SEXCONFORCEPROBE\_2  
Elseif SEX eq 2 AND 18<=AGE<=49 goto PREGATTIMEOFINC  
Else goto PROTECTSELF

SKIP PATTERN STARTING IN JULY 2008:

If HOWTRYATTACK eq 24 goto HOWTRYATTACK\_SPEC  
Elseif HOWTRYATTACK eq 15 goto SEXCONFORCEPROBE\_2  
Else goto IMPACT\_JOB

---

## HOWTRYATTACK\_SPEC

BNCVS2.ATTACK\_CARE.HOWTRYATTACK\_SPEC

---

Field

**Description:** Write-in entry for how offender tried to attack

**Form Pane Label:** Try to attack Specify

**SAS Name:**

**Tag Name:** HOWTRYATTACK\_SPEC

**Inherited Universe:** INCINDEX ge 1 and SKIPMID ne 1

**Universe:** HOWTRYATTACK eq 24

**Universe Description:** Respondent's response to how the offender tried to attack doesn't fit the pre-defined categories.

**Question Text:** [+ Please specify how the offender TRIED to attack ^YOU\\_NAME.](#)

**Fills:** YOU\_NAME

**Instructions:** If SELFPROXY eq 2 fill YOU\_NAME with "you"  
Else fill YOU\_NAME with ^NAME.

**Type:** String

**Length:** 35

- Don't Know  
 Refuse  
 Empty

- On Input  
 On Output

**Array:**

**Special Instructions:** This ITEM is an Editing/Coding instrument item.

**Skip Instructions:** If HOWTRYATTACK eq 15 goto SEXCONFORCEPROBE\_2  
Elseif SEX eq 2 AND 18<=AGE<=49 goto PREGATTIMEOFINC  
Else goto PROTECTSELF

SKIP PATTERN STARTING IN JULY 2008:

If HOWTRYATTACK eq 15 goto SEXCONFORCEPROBE\_2  
Else goto IMPACT\_JOB

Field

**HOWTHREATEN**  
BNCVS2.ATTACK\_CARE.HOWTHREATEN

**Description:** How offender threatened the respondent

**Form Pane Label:** How threatened

**SAS Name:**

**Tag Name:** HOWTHREATEN

**Inherited Universe:** INCINDEX ge 1 and SKIPMID ne 1

**Universe:** THREATEN eq 1

**Universe Description:** Offender threatened respondent.

**Question Text:** How ^WERE\_WAS ^YOU\_NAME threatened?

✦ **Probe:** (Any other way?)

✦ Enter all that apply, separate with commas.

**Fills:** WERE\_WAS

**Instructions:** If SELFPROXY eq 2 fill WERE\_WAS with "were"  
Else fill WERE\_WAS with "was".

**Fills:** YOU\_NAME

**Instructions:** If SELFPROXY eq 2 fill YOU\_NAME with "you"  
Else fill YOU\_NAME with ^NAME.

**Type:** Set

**Max Number of Values:**

**Length:** 2

**Answer List:** How\_Threat\_Attack

Value:	Mnemonic:	Description:
11		Verbal threat of rape
12		Verbal threat to kill
13		Verbal threat of attack other than to kill or rape
14		Verbal threat of sexual assault other than rape
15		Unwanted sexual contact with force (grabbing, fondling, etc.)
16		Unwanted sexual contact without force (grabbling, fondling, etc.)
17		Weapon present or threatened with weapon

---

18	Shot at (but missed)
19	Attempted attack with knife/sharp weapon
20	Attempted attack with weapon other than gun/knife/sharp weapon
21	Object thrown at person
22	Followed or surrounded
23	Tried to hit, slap, knock down, grab, hold, trip, jump, push, etc.
24	Other - Specify

---

- Don't Know
- Refuse
- Empty

- On Input
- On Output

Array:

**Special Instructions:** This ITEM is an Editing/Coding instrument item.

[02/27/07 changed "Answer List Type" from enumerated to set since this is a "mark all that apply" question. Since this field in the instrument was already coded as a multiple entry item, I decided not to create a change request -- cds]

**Skip Instructions:** If HOWTHREATEN eq 24 goto HOWTHREATEN\_SPEC  
Elseif HOWTHREATEN eq 15 goto SEXCONFORCEPROBE\_2  
Elseif SEX eq 2 AND 18<=AGE<=49 goto PREGATTIMEOFINC  
Else goto PROTECTSELF

SKIP PATTERN STARTING IN JULY 2008:

If HOWTHREATEN eq 24 goto HOWTRYATTACK\_SPEC  
Elseif HOWTHREATEN eq 15 goto SEXCONFORCEPROBE\_2  
Else goto IMPACT\_JOB

Field

## HOWTHREATEN\_SPEC

BNCVS2.ATTACK\_CARE.HOWTHREATEN\_SPEC

**Description:** Write-in entry for how the offender threatened the respondent

**Form Pane Label:** Threatened Specify

**SAS Name:**

**Tag Name:** HOWTHREATEN\_SPEC

**Inherited Universe:** INCINDEX ge 1 and SKIPMID ne 1

**Universe:** HOWTHREATEN eq 24

**Universe Description:** Respondent's response to how they were threatened didn't fit pre-defined categories.

**Question Text:** ♦ Please specify how ^WERE\_WAS ^YOU\_NAME threatened.

**Fills:** WERE\_WAS

**Instructions:** If SELFPROXY eq 2 fill WERE\_WAS with "were"  
Else fill WERE\_WAS with "was".

**Fills:** YOU\_NAME

**Instructions:** If SELFPROXY eq 2 fill YOU\_NAME with "you"  
Else fill YOU\_NAME with ^NAME.

**Type:** String

**Length:** 35

- Don't Know  
 Refuse  
 Empty

- On Input  
 On Output

**Array:**

**Special Instructions:** This ITEM is an Editing/Coding instrument item.

**Skip Instructions:** If HOWTHREATEN eq 15 goto SEXCONFORCEPROBE\_2  
Elseif SEX eq 2 AND 18<=AGE<=49 goto PREGATTIMEOFINC  
Else goto PROTECTSELF

SKIP PATTERN STARTING IN JULY 2008:

If HOWTHREATEN eq 15 goto SEXCONFORCEPROBE\_2  
Else goto IMPACT\_JOB

Field

**SEXCONFORCEPROBE\_2**  
BNCVS2.ATTACK\_CARE.SEXCONFORCEPROBE\_2

**Description:** Probe to determine if respondent means forced or coerced sexual intercourse

**Form Pane Label:** Try-Threat Probe

**SAS Name:**

**Tag Name:** SEXCONFORCEPROBE\_2

**Inherited Universe:** INCINDEX ge 1 and SKIPMID ne 1

**Universe:** HOWTRYATTACK eq 15 or\  
HOWTHREATEN eq 15

**Universe Description:** Respondent experienced unwanted sexual contact with force.

**Question Text:** You mentioned some type of unwanted sexual contact with force. Do you mean forced or coerced sexual intercourse including attempts?

**Type:** Enumerated

**Length:** 1

**Answer List:** TYesNo

Value:	Mnemonic:	Description:
1	Yes	Yes
2	No	No

- Don't Know
- Refuse
- Empty

- On Input
- On Output

**Store Instructions:** If SEXCONFORCEPROBE\_2 eq 1 store 1 in ATTACK

**Array:**

**Skip Instructions:** If SEXCONFORCEPROBE\_2 eq 1 goto HOWATTACK  
Elseif SEX eq 2 AND 18<=AGE<=49 goto PREGATTIMEOFINC  
Else goto PROTECTSELF

SKIP PATTERN STARTING IN JULY 2008:

If SEXCONFORCEPROBE\_2 eq 1 goto HOWATTACK

Else goto IMPACT\_JOB



Field

**HOWATTACK**  
BNCVS2.ATTACK\_CARE.HOWATTACK

**Description:** How offender attacked respondent

**Form Pane Label:** How attacked

**SAS Name:**

**Tag Name:** HOWATTACK

**Inherited Universe:** INCINDEX ge 1 and SKIPMID ne 1

**Universe:** ATTACK = 1

**Universe Description:** Respondent confirmed attack.

**Question Text:** +^CHANGE\_RESPONSE

How ^WERE\_WAS ^YOU\_NAME attacked?

+Probe: (Any other way?)

+Enter all that apply, separate with commas.

**Fills:** CHANGE\_RESPONSE

**Instructions:** If ATTACKRAPEDPROBE eq 2 or ATTEMPTATTACKRAPEPROBE eq 2 fill CHANGE\_RESPONSE with the interviewer instruction "<>Change the current response, respondent not raped, and no attempted rape.[n]"  
Else leave CHANGE\_RESPONSE blank.

**Fills:** WERE\_WAS

**Instructions:** If SELFPROXY eq 2 fill WERE\_WAS with "were"  
Else fill WERE\_WAS with "was".

**Fills:** YOU\_NAME

**Instructions:** If SELFPROXY eq 2 fill YOU\_NAME with "you"  
Else fill YOU\_NAME with ^NAME.

**Type:** Set

**Max Number of Values:**

**Length:** 28

**Answer List:** How\_Attack

---

Value:	Mnemonic:	Description:
--------	-----------	--------------

---

---

11	Raped
12	Tried to rape
13	Sexual assault other than rape or attempted rape
14	Shot
15	Shot at (but missed)
16	Hit with gun held in hand
17	Stabbed/cut with knife/sharp object
18	Attempted attack with weapon (other than gun) held in hand
19	Hit by object (other than gun) held in hand
20	Hit by thrown object
21	Attempted attack with weapon other than gun/knife/sharp weapon
22	Hit, slapped, knocked down
23	Grabbed, held, tripped, jumped, pushed, etc.
24	Other - Specify

---

- Don't Know
- Refuse
- Empty

- On Input
- On Output

**Store Instructions:** If (HOWATTACK eq 11 and HOWATTACK ne 12) store 1 in RAPEATTRAPE1 (initially rape only)  
If (HOWATTACK eq 12 and HOWATTACK ne 11) store 2 in RAPEATTRAPE1 (initially attempted rape only)

**Array:**

**Special Instructions:** This ITEM is an Editing/Coding instrument item.

\*EXPLANATION OF 2nd and 3rd skip instructions:

If on first pass rape(11) is marked but attempted rape(12) is not marked (RAPEATTRAPE = 1; set at HOWATTACK), goto rape edit check(probe)(RAPE\_EDIT\_CHK). If RAPE\_EDIT\_CHK = 'suppress' and RAPEATTRAPE = 1 (ie. resp verifies rape), proceed (goto) to PRETHREATEN. If 'goto', return to HOWATTACK. After re-marking HOWATTACK if there is an entry of 12 (Tried to Rape), BYPASS the attempted rape edit check and proceed to PRETHREATEN. (Also, if there is not an entry of 12 marked, bypass the attempted rape edit check probe).

Similarly, if on first pass attempted rape(12) is marked but rape (11) is not marked, goto attempted rape edit check(probe). If 'suppress' (ie. resp verifies attempted rape), proceed to PRETHREATEN. If 'goto', return to HOWATTACK. After re-marking HOWATTACK if there is an entry of 11 (Rape), BYPASS the rape probe edit check

and proceed to prethreaten. (Also, if there is not an entry of 11 marked, bypass the rape edit check probe).

**Skip Instructions:** If HOWATTACK = 24 goto HOWATTACK\_SPEC

Elseif HOWATTACK = 11 and RAPEATTRAPE1 = 2 goto PRETHREATEN

Elseif HOWATTACK = 11 goto RAPE\_CHK1

Elseif HOWATTACK = 12 and RAPEATTRAPE1 = 1 goto PRETHREATEN

Elseif HOWATTACK = 12 goto ATTRAPE\_CHK1

Else goto PRETHREATEN

---

## HOWATTACK\_SPEC

Field

BNCVS2.ATTACK\_CARE.HOWATTACK\_SPEC

---

**Description:** Write-in entry for how offender attacked respondent

**Form Pane Label:** How attack Specify

**SAS Name:**

**Tag Name:** HOWATTACK\_SPEC

**Inherited Universe:** INCINDEX ge 1 and SKIPMID ne 1

**Universe:** HOWATTACK eq 24

**Universe Description:** Respondent's response of how they were attacked didn't fit into predefined category.

**Question Text:** [+ Please specify how ^WERE\\_WAS ^YOU\\_NAME attacked.](#)

**Fills:** WERE\_WAS

**Instructions:** If SELFPROXY eq 2 fill WERE\_WAS with "were"  
Else fill WERE\_WAS with "was".

**Fills:** YOU\_NAME

**Instructions:** If SELFPROXY eq 2 fill YOU\_NAME with "you"  
Else fill YOU\_NAME with ^NAME.

**Type:** String

**Length:** 35

Don't Know  
 Refuse  
 Empty

On Input  
 On Output

**Array:**

**Special Instructions:** This ITEM is an Editing/Coding instrument item.

**Skip Instructions:** If HOWATTACK eq 11 and RAPEATTRAPE1 eq 2 goto PRETHREATEN  
Elseif HOWATTACK eq 11 goto RAPE\_CHK1

Elseif HOWATTACK eq 12 and RAPEATTRAPE1 eq 1 goto PRETHREATEN  
Elseif HOWATTACK eq 12 goto ATTRAPE\_CHK1

Else goto PRETHREATEN

---

Check

**RAPE\_CK1**  
BNCVS2.ATTACK\_CARE.RAPE\_CK1

---

**Description:** Rape probe

**Inherited Universe:** INCINDEX ge 1 and SKIPMID ne 1

**Universe:** HOWATTACK eq 11

**Universe Description:**

**Text:** You mentioned rape. Do you mean forced or coerced sexual intercourse?

✦ If "no", then ask: What do you mean?

**Check Instructions:**

**Type:** Soft

**Skip Instructions:** If SUPPRESS and HOWATTACK eq 12 goto ATTRAPE\_CK1  
Elseif SUPPRESS goto PRETHREATEN  
Else goto HOWATTACK

---

## ATTRAPE\_CK1

Check

BNCVS2.ATTACK\_CARE.ATTRAPE\_CK1

---

**Description:** Attempted rape probe

**Inherited Universe:** INCINDEX ge 1 and SKIPMID ne 1

**Universe:** HOWATTACK eq 12 or\  
ATTRAPE\_CK1 eq SUPPRESS and ATTACK eq 12

**Universe Description:**

**Text:** You mentioned attempted rape. Do you mean attempted forced or coerced sexual intercourse?

✦ If "no", then ask: What do you mean?

**Check Instructions:**

**Type:** Soft

**Skip Instructions:** If SUPPRESS goto PRETHREATEN  
Else goto HOWATTACK

Field

**PRETHREATEN**  
BNCVS2.ATTACK\_CARE.PRETHREATEN

**Description:** Did the offender threaten respondent before attack

**Form Pane Label:** Threat before attack

**SAS Name:**

**Tag Name:** PRETHREATEN

**Inherited Universe:** INCINDEX ge 1 and SKIPMID ne 1

**Universe:** ATTACK eq 1

**Universe Description:** Respondent reported they were attacked.

**Question Text:** Did the offender THREATEN to hurt ^YOU\_HIM\_HER before ^YOU\_HE\_SHE  
^WERE\_WAS actually attacked?

**Fills:** YOU\_HIM\_HER

**Instructions:** If SELFPROXY eq 2 fill YOU\_HIM\_HER with "you"

Elseif SELFPROXY eq 4 AND SEX eq 1 fill YOU\_HIM\_HER with "him"

Elseif SELFPROXY eq 4 AND SEX eq 2 fill YOU\_HIM\_HER with "her"

Elseif SELFPROXY eq 4 AND SEX ne 1 or 2 fill YOU\_HIM\_HER with ^NAME.

**Fills:** YOU\_HE\_SHE

**Instructions:** If SELFPROXY eq 2 fill YOU\_HE\_SHE with "you"

Elseif SELFPROXY eq 4 AND SEX eq 1 fill YOU\_HE\_SHE with "he"

Elseif SELFPROXY eq 4 AND SEX eq 2 fill YOU\_HE\_SHE with "she"

Elseif SELFPROXY eq 4 AND SEX is blank fill YOU\_HE\_SHE with ^NAME.

**Fills:** WERE\_WAS

**Instructions:** If SELFPROXY eq 2 fill WERE\_WAS with "were"

Else fill WERE\_WAS with "was".

**Type:** Enumerated

**Length:** 1

**Answer List:** Yes\_No\_Other

Value:	Mnemonic:	Description:
1	Yes	Yes
2	No	No
3	Other - Specify	Other - Specify

- Don't Know
- Refuse
- Empty

- On Input
- On Output

Array:

**Special Instructions:** This ITEM is an Editing/Coding instrument item.

**Skip Instructions:** If PRETHREATEN eq 3 goto PRETHREATEN\_SPEC  
Else goto INJURY



Field

---

**PRETHREATEN\_SPEC**  
BNCVS2.ATTACK\_CARE.PRETHREATEN\_SPEC

---

**Description:** Write-in entry for whether the offender threatened the respondent before attacking the respondent

**Form Pane Label:** Threat before Specify

**SAS Name:**

**Tag Name:** PRETHREATEN\_SPEC

**Inherited Universe:** INCINDEX ge 1 and SKIPMID ne 1

**Universe:** PRETHREATEN eq 3

**Universe Description:** Respondent provided more than a Yes/No answer to whether they were threatened before being attacked.

**Question Text:** [+ Please specify.](#)

**Type:** String

**Length:** 35

Don't Know

Refuse

Empty

On Input

On Output

**Array:**

**Special Instructions:** This ITEM is an Editing/Coding instrument item.

**Skip Instructions:** INJURY

# INJURY

Field

BNCVS2.ATTACK\_CARE.INJURY

**Description:** Injuries the respondent suffered

**Form Pane Label:** Injuries

**SAS Name:**

**Tag Name:** INJURY

**Inherited Universe:** INCINDEX ge 1 and SKIPMID ne 1

**Universe:** ATTACK eq 1

**Universe Description:** Offender attacked.

**Question Text:** What were the injuries ^YOU\_NAME suffered, if any?

✦ **Probe:** (Anything else?)

✦ Enter all that apply, separate with commas.

**Fills:** YOU\_NAME

**Instructions:** If SELFPROXY eq 2 fill YOU\_NAME with "you"

Else fill YOU\_NAME with ^NAME.

**Type:** Set

**Max Number of Values:**

**Length:** 2

**Answer List:** Injury

Value:	Mnemonic:	Description:
11		None
12		Raped
13		Attempted rape
14		Sexual assault other than rape or attempted rape
15		Knife or stab wounds
16		Gun shot, bullet wounds
17		Broken bones or teeth knocked out
18		Internal injuries
19		Knocked unconscious
20		Bruises, black eye, cuts, scratches, swelling, chipped teeth
21		Other - Specify

Don't Know  
 Refuse  
 Empty

On Input  
 On Output

**Store Instructions:** If (INJURY eq 12 and INJURY ne 13) store 1 in RAPEATTRAPE2  
If (INJURY eq 13 and INJURY ne 12) store 2 in RAPEATTRAPE2

**Array:**

**Special Instructions:** If INJURY eq 11 then no other entries should be marked.

Error2 screen should read "<>You selected "None" and other categories, which is not allowed. Please go back and correct your selections.[n]"

This ITEM is an Editing/Coding instrument item.

**Skip Instructions:** If INJURY eq 11 and INJURY eq 12..21 goto Error2 screen  
Elseif INJURY eq 11 and SEX eq 2 and 18<=AGE<=49 goto PREGATTIMEOFINC  
Elseif INJURY eq 11 goto PROTECTSELF  
Elseif INJURY eq 12 goto RAPE\_CK2  
Elseif INJURY eq 13 goto ATTRAPE\_CK2  
Elseif INJURY eq 21 goto INJURY\_SPEC  
Elseif INJURY only in 15..16 goto MEDICALCARE  
Else goto INJURYNOTGUN

SKIP PATTERN STARTING IN JULY 2008:

If INJURY eq 11 and INJURY eq 12..21 goto Error2 screen  
Elseif INJURY eq 11 goto IMPACT\_JOB  
Elseif INJURY eq 21 goto INJURY\_SPEC  
Elseif INJURY eq 12 goto RAPE\_CK2  
Elseif INJURY eq 13 goto ATTRAPE\_CK2  
Elseif INJURY only in 15..16 goto MEDICALCARE  
Else goto INJURYNOTGUN

---

## INJURY\_SPEC

Field

BNCVS2.ATTACK\_CARE.INJURY\_SPEC

---

**Description:** Write-in entry for injuries suffered from the attack

**Form Pane Label:** Injuries Specify

**SAS Name:**

**Tag Name:** INJURY\_SPEC

**Inherited Universe:** INCINDEX ge 1 and SKIPMID ne 1

**Universe:** INJURY eq 21

**Universe Description:** Injuries other than those listed were suffered.

**Question Text:** [+ Please specify the injuries ^YOU\\_NAME suffered.](#)

**Fills:** YOU\_NAME

**Instructions:** If SELFPROXY eq 2 fill YOU\_NAME with "you"  
Else fill YOU\_NAME with ^NAME.

**Type:** String

**Length:** 35

- Don't Know
- Refuse
- Empty

- On Input
- On Output

**Array:**

**Special Instructions:** This ITEM is an Editing/Coding instrument item.

**Skip Instructions:** If INJURY eq 12 goto RAPE\_CK2  
Elseif INJURY eq 13 goto ATTRAPE\_CK2  
Else goto INJURYNOTGUN

---

Check

**RAPE\_CK2**  
BNCVS2.ATTACK\_CARE.RAPE\_CK2

---

**Description:** Rape probe for injury

**Inherited Universe:** INCINDEX ge 1 and SKIPMID ne 1

**Universe:** INJURY eq 12

**Universe Description:**

**Text:** You mentioned rape. Do you mean forced or coerced sexual intercourse?

✦ If "no", then ask: What do you mean?

**Check Instructions:**

**Type:** Soft

**Skip Instructions:** If SUPPRESS and INJURY eq 12 goto ATTRAPE\_CK2  
Elseif SUPPRESS and INJURY not only eq 15 or 16 goto INJURYNOTGUN  
Elseif SUPPRESS and INJURY only eq 15 or 16 goto MEDICALCARE  
Else goto INJURY

---

## ATTRAPE\_CK2

Check

BNCVS2.ATTACK\_CARE.ATTRAPE\_CK2

---

**Description:** Attempted rape probe - Injury

**Inherited Universe:** INCINDEX ge 1 and SKIPMID ne 1

**Universe:** INJURY eq 13

**Universe Description:**

**Text:** You mentioned attempted rape. Do you mean attempted forced or coerced sexual intercourse?

✦ If "no", then ask: What do you mean?

**Check Instructions:**

**Type:** Soft

**Skip Instructions:** If SUPPRESS goto INJURYNOTGUN  
Else goto INJURY

Field

# INJURYNOTGUN

BNCVS2.ATTACK\_CARE.INJURYNOTGUN

**Description:** Where injuries suffered caused by a weapon other than a knife or gun

**Form Pane Label:** Injuries non-gun

**SAS Name:**

**Tag Name:** INJURYNOTGUN

**Inherited Universe:** INCINDEX ge 1 and SKIPMID ne 1

**Universe:** INJURY eq 12..21,DK,RF and INJURY not only in 15..16

**Universe Description:** Respondent reported injuries.

**Question Text:** [+ Ask or verify:](#)

**Were any of the injuries caused by a weapon other than a gun or knife?**

**Type:** Enumerated

**Length:** 1

**Answer List:** TYesNo

Value:	Mnemonic:	Description:
1	Yes	Yes
2	No	No

- Don't Know
- Refuse
- Empty

- On Input
- On Output

**Array:**

**Special Instructions:** This ITEM is an Editing/Coding instrument item.

**Skip Instructions:** If INJURYNOTGUN eq 1 goto FIRSTINJURY  
Else goto MEDICALCARE

## FIRSTINJURY

Field

BNCVS2.ATTACK\_CARE.FIRSTINJURY

**Description:** Which injuries marked in the field INJURIES were caused by a weapon other than a knife or a gun

**Form Pane Label:** Which injuries

**SAS Name:**

**Tag Name:** FIRSTINJURY

**Inherited Universe:** INCINDEX ge 1 and SKIPMID ne 1

**Universe:** INJURYNOTGUN eq 1

**Universe Description:** Injuries caused by weapon other than knife or gun.

**Question Text:** Which injuries were caused by a weapon OTHER than a gun or knife?

✦ Enter all that apply, separate with commas.

### INJURIES REPORTED:

**Type:** Set

**Max Number of Values:**

**Length:** 2

**Answer List:** First\_Injury

Value:	Mnemonic:	Description:
12		Raped
13		Attempted Rape
14		Sexual assault other than rape or attempted rape
17		Broken bones or teeth knocked out
18		Internal injuries
19		Knocked unconscious
20		Bruises, black eye, cuts, scratches, swelling, chipped teeth
21		Other - Specify

- Don't Know  
 Refuse  
 Empty

- On Input  
 On Output

**Store Instructions:** Store 0 in index2



Do for index 12..21  
If tabindex ne 0 store tabindex in index2 and store INJURY\_text (c33\_text in CASES)  
in table2

Store 0 in index4  
Do for index6 12..21  
If table2 ne blank add 1 to index4 and store table2 in table3

Array:

**Special Instructions:** The answer list for this field will comprise of all injuries marked in the field INJURY.

So a roster will need to be created and filled based on the answers marked in INJURY.  
Please note that only categories 12-14 and 17-21 (from the answer list "INJURY") are  
valid precodes in this field since this field asks only about injuries caused by a weapon  
other than a gun or knife.

This ITEM is an Editing/Coding instrument item.

Need to add edit check for an invalid line number.  
Skip pattern will need to updated as well.

**Skip Instructions:** If FIRSTINJURY eq 11,15,16 goto error message (needs to be spec'd)  
Elseif FIRSTINJURY eq 12-14, 17-21 and that precode was not selected in Item  
INJURY goto error2 messgae (needs to be spec'd)  
Else goto MEDICALCARE

## MEDICALCARE

Field

BNCVS2.ATTACK\_CARE.MEDICALCARE

**Description:** Did the respondent receive any medical care

**Form Pane Label:** Medical care

**SAS Name:**

**Tag Name:** MEDICALCARE

**Inherited Universe:** INCINDEX ge 1 and SKIPMID ne 1

**Universe:** INJURY ne "empty" or 11

**Universe Description:** Injuries caused by any weapon.

**Question Text:** ^WERE\_WAS\_C ^YOU\_HE\_SHE injured to the extent that ^YOU\_HE\_SHE received any medical care, including self treatment?

**Fills:** WERE\_WAS\_C

**Instructions:** If SELFPROXY eq 2 fill WERE\_WAS\_C with "Were"  
Else fill WERE\_WAS\_C with "Was".

**Fills:** YOU\_HE\_SHE

**Instructions:** If SELFPROXY eq 2 fill YOU\_HE\_SHE with "you"  
Elseif SELFPROXY eq 4 AND SEX eq 1 fill YOU\_HE\_SHE with "he"  
Elseif SELFPROXY eq 4 AND SEX eq 2 fill YOU\_HE\_SHE with "she"  
Elseif SELFPROXY eq 4 AND SEX is blank fill YOU\_HE\_SHE with ^NAME.

**Type:** Enumerated

**Length:** 1

**Answer List:** TYesNo

Value:	Mnemonic:	Description:
1	Yes	Yes
2	No	No

- Don't Know
- Refuse
- Empty

- On Input
- On Output

**Array:**

**Special Instructions:** This ITEM is an Editing/Coding instrument item.

**Skip Instructions:** If MEDICALCARE eq 1 goto RECEIVECAREWHERE  
Elseif SEX eq 2 AND 18<=AGE<=49 goto PREGATTIMEOFINC  
Else goto PROTECTSELF

SKIP PATTERN STARTING IN JULY 2008:

If MEDICALCARE eq 1 goto RECEIVECAREWHERE  
Else goto IMPACT\_JOB

---

# RECEIVECAREWHERE

BNCVS2.ATTACK\_CARE.RECEIVECAREWHERE

---

Field

**Description:** Where did respondent receive medical care

**Form Pane Label:** Where received

**SAS Name:**

**Tag Name:** RECEIVECAREWHERE

**Inherited Universe:** INCINDEX ge 1 and SKIPMID ne 1

**Universe:** MEDICALCARE eq 1

**Universe Description:** Respondent received medical care for injuries sustained.

**Question Text:** Where did ^YOU\_NAME receive this care?

✦ **Probe:** (Anywhere else?)

✦ Enter all that apply, separate with commas.

**Fills:** YOU\_NAME

**Instructions:** If SELFPROXY eq 2 fill YOU\_NAME with "you"  
Else fill YOU\_NAME with ^NAME.

**Type:** Set

**Max Number of Values:**

**Length:** 2

**Answer List:** Receive\_Care\_Where

---

<b>Value:</b>	<b>Mnemonic:</b>	<b>Description:</b>
11		At the scene
12		At home/neighbor's/friend's
13		Health unit at work/school, first aid station at a stadium/park, etc.
14		Doctor's office/health clinic
15		Emergency room at hospital/emergency clinic
16		Hospital (other than emergency room)
17		Other - Specify

---

- Don't Know  
 Refuse  
 Empty

- On Input
- On Output

**Array:**

**Special Instructions:** This ITEM is an Editing/Coding instrument item.

**Skip Instructions:** If RECEIVECAREWHERE eq 17 goto RECEIVECAREWHERE\_SPEC  
Elseif RECEIVECAREWHERE eq 16 goto CAREOVERNIGHT  
Else goto MEDICALINSURANCE

---

## RECEIVECAREWHERE\_SPEC

Field

BNCVS2.ATTACK\_CARE.RECEIVECAREWHERE\_SPEC

---

**Description:** Write-in entry for where respondent received medical care

**Form Pane Label:** Where received Specify

**SAS Name:**

**Tag Name:** RECEIVECAREWHERE\_SPEC

**Inherited Universe:** INCINDEX ge 1 and SKIPMID ne 1

**Universe:** RECEIVECAREWHERE eq 17

### Universe Description:

**Question Text:** + Please specify where ^YOU\_NAME received this care.

**Fills:** YOU\_NAME

**Instructions:** If SELFPROXY eq 2 fill YOU\_NAME with "you"

Else fill YOU\_NAME with ^NAME.

**Type:** String

**Length:** 35

Don't Know

Refuse

Empty

On Input

On Output

**Array:**

**Special Instructions:** This ITEM is an Editing/Coding instrument item.

**Skip Instructions:** If RECEIVECAREWHERE eq 16 goto CAREOVERNIGHT

Else goto MEDICALINSURANCE

Field

**CAREOVERNIGHT**  
BNCVS2.ATTACK\_CARE.CAREOVERNIGHT

**Description:** Did respondent stay overnight in a hospital

**Form Pane Label:** Stay overnight

**SAS Name:**

**Tag Name:** CAREOVERNIGHT

**Inherited Universe:** INCINDEX ge 1 and SKIPMID ne 1

**Universe:** RECEIVECAREWHERE eq 16

**Universe Description:** Respondent received hospital care for injuries sustained.

**Question Text:** Did ^YOU\_NAME stay overnight in the hospital?

**Fills:** YOU\_NAME

**Instructions:** If SELFPROXY eq 2 fill YOU\_NAME with "you"  
Else fill YOU\_NAME with ^NAME.

**Type:** Enumerated

**Length:** 1

**Answer List:** TYesNo

Value:	Mnemonic:	Description:
1	Yes	Yes
2	No	No

- Don't Know
- Refuse
- Empty

- On Input
- On Output

**Array:**

**Special Instructions:** This ITEM is an Editing/Coding instrument item.

**Skip Instructions:** If CAREOVERNIGHT eq 1 goto CAREDAYHOSPIT  
Else goto MEDICALINSURANCE

---

## CAREDAYHOSPIT

BNCVS2.ATTACK\_CARE.CAREDAYHOSPIT

---

Field

**Description:** How many days the respondent stayed in the hospital

**Form Pane Label:** Days stayed

**SAS Name:**

**Tag Name:** CAREDAYHOSPIT

**Inherited Universe:** INCINDEX ge 1 and SKIPMID ne 1

**Universe:** CAREOVERNIGHT eq 1

**Universe Description:** Respondent's injuries required an overnight stay in the hospital.

**Question Text:** How many days did ^YOU\_HE\_SHE stay in the hospital?

✦ If over 200 days, enter 200.

**Fills:** YOU\_HE\_SHE

**Instructions:** If SELFPROXY eq 2 fill YOU\_HE\_SHE with "you"

Elseif SELFPROXY eq 4 AND SEX eq 1 fill YOU\_HE\_SHE with "he"

Elseif SELFPROXY eq 4 AND SEX eq 2 fill YOU\_HE\_SHE with "she"

Elseif SELFPROXY eq 4 AND SEX is blank fill YOU\_HE\_SHE with ^NAME.

**Type:** Integer

**Length:** 3

**Min:** 1

**Max:** 200

Don't Know

Refuse

Empty

On Input

On Output

**Array:**

**Special Instructions:** This ITEM is an Editing/Coding instrument item.

**Skip Instructions:** MEDICALINSURANCE



Field

## MEDICALINSURANCE

BNCVS2.ATTACK\_CARE.MEDICALINSURANCE

**Description:** Was the respondent covered under medical insurance at the time of the incident

**Form Pane Label:** Insurance

**SAS Name:**

**Tag Name:** MEDICALINSURANCE

**Inherited Universe:** INCINDEX ge 1 and SKIPMID ne 1

**Universe:** RECEIVECAREWHERE

### Universe Description:

**Question Text:** At the time of the incident, ^WERE\_WAS ^YOU\_NAME covered by any medical insurance, or ^WERE\_WAS ^YOU\_HE\_SHE eligible for benefits from any other type of health benefits program, such as Medicaid, Veterans Administration, or Public Welfare?

**Fills:** WERE\_WAS

**Instructions:** If SELFPROXY eq 2 fill WERE\_WAS with "were"  
Else fill WERE\_WAS with "was".

**Fills:** YOU\_NAME

**Instructions:** If SELFPROXY eq 2 fill YOU\_NAME with "you"  
Else fill YOU\_NAME with ^NAME.

**Fills:** YOU\_HE\_SHE

**Instructions:** If SELFPROXY eq 2 fill YOU\_HE\_SHE with "you"  
Elseif SELFPROXY eq 4 AND SEX eq 1 fill YOU\_HE\_SHE with "he"  
Elseif SELFPROXY eq 4 AND SEX eq 2 fill YOU\_HE\_SHE with "she"  
Elseif SELFPROXY eq 4 AND SEX is blank fill YOU\_HE\_SHE with ^NAME.

**Type:** Enumerated

**Length:** 1

**Answer List:** TYes\_No\_Dk

Value:	Mnemonic:	Description:
1		Yes
2		No
3		Don't know

- Don't Know
- Refuse
- Empty

- On Input
- On Output

Array:

**Special Instructions:** This ITEM is an Editing/Coding instrument item.

**Skip Instructions:** MEDICALEXPENSES

Field

## MEDICALEXPENSES

BNCVS2.ATTACK\_CARE.MEDICALEXPENSES

**Description:** Total amount of medical expenses resulting from incident

**Form Pane Label:** Expenses

**SAS Name:**

**Tag Name:** MEDICALEXPENSES

**Inherited Universe:** INCINDEX ge 1 and SKIPMID ne 1

**Universe:** MEDICALINSURANCE

### Universe Description:

**Question Text:** What was the total amount of ^YOUR\_HIS\_HER medical expenses resulting from this ^INCLINSURANCE Include hospital and doctor bills, medicine, therapy, braces, and any other injury-related expenses.

- \* Obtain an estimate if necessary
- \* Round to the nearest dollar
- \* Enter a number between 1-999,996

**Fills:** YOUR\_HIS\_HER

**Instructions:** If SELFPROXY eq 2 fill YOUR\_HIS\_HER with "your"

Elseif SELFPROXY eq 4 AND SEX eq 1 fill YOUR\_HIS\_HER with "his"

Elseif SELFPROXY eq 4 AND SEX eq 2 fill YOUR\_HIS\_HER with "her"

Elseif SELFPROXY eq 4 AND SEX ne 1 or 2 fill YOUR\_HIS\_HER with ^NAME.  
(fill with the first and last name of L\_NO collecting demographic information for)

**Fills:** INCLINSURANCE

**Instructions:** If MEDICALINSURANCE eq 1 fill INCLINSURANCE with "incident (INCLUDING anything paid by insurance)?"

Else fill INCLINSURANCE with "incident?"

**Type:** Real / decimal

**Length:** 6

**Min:** 0

**Max:** 999996

- Don't Know
- Refuse
- Empty

- On Input
- On Output

Array:

**Special Instructions:** Use a currency mask in the form pane, so displays as \$\_\_\_\_\_ with the dollar sign to the left of the answer field.

The interviewer should not be allowed to enter decimals, only whole dollar amounts.

This ITEM is an Editing/Coding instrument item.

**Skip Instructions:**

SKIP PATTERN STARTING IN JULY 2008:

IMPACT\_JOB

Field

**NCVS2SEC2INTID**  
BNCVS2.ATTACK\_CARE.NCVS2SEC2INTID

**Description:** ID of the FR who completed the NCVS 2, Section 2 block (AttackCare)

**Form Pane Label:**

**SAS Name:**

**Tag Name:** ncvs2sec2intid

**Inherited Universe:** INCINDEX ge 1 and SKIPMID ne 1

**Universe:**

**Universe Description:**

**Question Text:**

**Type:** Classification

**Length:** 3

- Don't Know
- Refuse
- Empty

- On Input
- On Output

**Store Instructions:** If ((WHATHAPPEN in 11..20,DK,RF or  
HOWTRYATTACK in 11.24,RF or  
HOWTHREATEN in 11.24,RF or  
INJURY eq 11 or  
MEDICALCARE eq 2,DK,RF or  
MEDICALEXPENSES in 0..999996,DK,RF) AND NCVS2SEC2INTID is empty)  
store INTID in NCVS2SEC2INTID and  
store USERID in NCVS2SEC2JBID

**Array:**

---

## NCVS2SEC2JBID

Field

BNCVS2.ATTACK\_CARE.NCVS2SEC2JBID

---

**Description:** James Bond ID of the FR who completed the NCVS 2, Section 2 block (AttackCare)

**Form Pane Label:**

**SAS Name:**

**Tag Name:** ncvs2sec2jbid

**Inherited Universe:** INCINDEX ge 1 and SKIPMID ne 1

**Universe:**

**Universe Description:**

**Question Text:**

**Type:** Classification

**Length:** 8

- Don't Know
- Refuse
- Empty

- On Input
- On Output

**Store Instructions:** If ((WHATHAPPEN in 11..20,DK,RF or  
HOWTRYATTACK in 11.24,RF or  
HOWTHREATEN in 11.24,RF or  
INJURY eq 11 or  
MEDICALCARE eq 2,DK,RF or  
MEDICALEXPENSES in 0..999996,DK,RF) AND NCVS2SEC2JBID is empty)  
store JBID in NCVS2SEC2JBID

**Array:**

---

**Block**

**EMOTIONAL\_TOLL**  
BNCVS2.EMOTIONAL\_TOLL

---

**Description:** Emotional Toll Questions

**Tab Name:** Emotional Toll of being a crime victim  
**Fly Over Name:**  
**Universe Type:** If

**Inherited Universe:** INCINDEX ge 1 and SKIPMID ne 1

**Universe:**

**Universe Description:**

**Array:**

**Block Instructions:**

---

## IMPACT\_JOB

Field

BNCVS2.EMOTIONAL\_TOLL.IMPACT\_JOB

---

**Description:** Emotional toll of being a crime victim, Impact on Job

**Form Pane Label:** Impact job

**SAS Name:**

**Tag Name:**

**Inherited Universe:** INCINDEX ge 1 and SKIPMID ne 1

**Universe:** ATTACK eq 1 OR\  
TRYATTACK eq 1 OR\  
THREATEN eq 1 OR\  
WHATHAPPEN eq 14,15

**Universe Description:** Respondent reported being a victim of a violent crime.

**Question Text:** Being a victim of crime affects people in different ways. Next I would like to ask you some questions about how being a crime victim may have affected ^YOU\_NAME.

Did being a victim of this crime lead ^YOU\_NAME to have significant problems with ^YOUR\_HIS\_HER job or schoolwork, or trouble with ^YOUR\_HIS\_HER boss, coworkers, or peers?

**Fills:** YOU\_NAME

**Instructions:** If SELFPROXY eq 2 fill YOU\_NAME with "you"  
Else fill YOU\_NAME with ^NAME.

**Fills:** YOUR\_HIS\_HER

**Instructions:** If SELFPROXY eq 2 fill YOUR\_HIS\_HER with "your"  
Elseif SELFPROXY eq 4 AND SEX eq 1 fill YOUR\_HIS\_HER with "his"  
Elseif SELFPROXY eq 4 AND SEX eq 2 fill YOUR\_HIS\_HER with "her"  
Elseif SELFPROXY eq 4 AND SEX ne 1 or 2 fill YOUR\_HIS\_HER with ^NAME.  
(fill with the first and last name of L\_NO collecting demographic information for)

**Type:** Enumerated

**Length:** 1

**Answer List:** TYesNo

---

Value:	Mnemonic:	Description:
1	Yes	Yes

---



---

2	No	No
---	----	----

---

- Don't Know
- Refuse
- Empty

- On Input
- On Output

Array:

**Special Instructions:** This ITEM is an Editing/Coding instrument item.

In E/C this field should allow 'empty'.

**Skip Instructions:** IMPACT\_FAMILY

## IMPACT\_FAMILY

Field

BNCVS2.EMOTIONAL\_TOLL.IMPACT\_FAMILY

**Description:** Emotional toll of being a crime victim, Impact on Family

**Form Pane Label:** Impact family

**SAS Name:**

**Tag Name:**

**Inherited Universe:** INCINDEX ge 1 and SKIPMID ne 1

**Universe:** IMPACT\_JOB

### Universe Description:

**Question Text:** Did being a victim of this crime lead ^YOU\_HIM\_HER to have significant problems with family members or friends, including getting into more arguments or fights than ^YOU\_HE\_SHE did before, not feeling ^YOU\_HE\_SHE could trust them as much, or not feeling as close to them as ^YOU\_HE\_SHE did before?

**Fills:** YOU\_HIM\_HER

**Instructions:** If SELFPROXY eq 2 fill YOU\_HIM\_HER with "you"

Elseif SELFPROXY eq 4 AND SEX eq 1 fill YOU\_HIM\_HER with "him"

Elseif SELFPROXY eq 4 AND SEX eq 2 fill YOU\_HIM\_HER with "her"

Elseif SELFPROXY eq 4 AND SEX ne 1 or 2 fill YOU\_HIM\_HER with ^NAME.

**Fills:** YOU\_HE\_SHE

**Instructions:** If SELFPROXY eq 2 fill YOU\_HE\_SHE with "you"

Elseif SELFPROXY eq 4 AND SEX eq 1 fill YOU\_HE\_SHE with "he"

Elseif SELFPROXY eq 4 AND SEX eq 2 fill YOU\_HE\_SHE with "she"

Elseif SELFPROXY eq 4 AND SEX is blank fill YOU\_HE\_SHE with ^NAME.

**Type:** Enumerated

**Length:** 1

**Answer List:** TYesNo

Value:	Mnemonic:	Description:
1 Yes	Yes	
2 No	No	

Don't Know

Refuse

Empty

On Input

On Output

**Array:**

**Special Instructions:** This ITEM is an Editing/Coding instrument item.

In E/C this field should allow 'empty'.

**Skip Instructions:** HOW\_DISTRESSING

## HOW\_DISTRESSING

Field

BNCVS2.EMOTIONAL\_TOLL.HOW\_DISTRESSING

**Description:** Emotional toll of being a crime victim, Level of Distress

**Form Pane Label:** Magnitude of distress

**SAS Name:**

**Tag Name:**

**Inherited Universe:** INCINDEX ge 1 and SKIPMID ne 1

**Universe:** IMPACT\_FAMILY

### Universe Description:

**Question Text:** How distressing was being a victim of this crime to ^YOU\_NAME? Was it not at all distressing, mildly distressing, moderately distressing, or severely distressing?

**Fills:** YOU\_NAME

**Instructions:** If SELFPROXY eq 2 fill YOU\_NAME with "you"  
Else fill YOU\_NAME with ^NAME.

**Type:** Enumerated

**Length:** 1

**Answer List:** T\_how\_distressing\_ET

Value:	Mnemonic:	Description:
1		Not at all distressing
2		Mildly distressing
3		Moderately distressing
4		Severely distressing

Don't Know

Refuse

Empty

On Input

On Output

**Array:**

**Special Instructions:** This ITEM is an Editing/Coding instrument item.

In E/C this field should allow 'empty'.

**Skip Instructions:** If IMPACT\_JOB eq 1 or IMPACT\_FAMILY eq 1 or HOWDISTRESSING eq 3,4 goto  
FEEL\_WORRIED  
Elseif (IMPACT\_JOB ne 1 and IMPACT\_FAMILY ne 1 and HOWDISTRESSING eq  
1,2,DK,RF) SEX eq 2 AND 18<=AGE<=49 goto PREGATTIMEOFINC  
Else goto PROTECTSELF

---

## FEEL\_WORRIED

Field

BNCVS2.EMOTIONAL\_TOLL.FEEL\_WORRIED

---

**Description:** Emotional toll of being a crime victim, Felt Worried

**Form Pane Label:** Felt worried

**SAS Name:**

**Tag Name:**

**Inherited Universe:** INCINDEX ge 1 and SKIPMID ne 1

**Universe:** IMPACT\_JOB eq 1 OR \  
IMPACT\_FAMILY eq 1 OR\  
HOW\_DISTRESSING eq 3,4

**Universe Description:**

**Question Text:** Still thinking about ^YOUR\_HIS\_HER distress associated with being a victim of this crime did ^YOU\_HE\_SHE feel any of the following ways for A MONTH OR MORE? Did ^YOU\_NAME feel....

**Worried or anxious?**

**Fills:** YOU\_HE\_SHE

**Instructions:** If SELFPROXY eq 2 fill YOU\_HE\_SHE with "you"

Elseif SELFPROXY eq 4 AND SEX eq 1 fill YOU\_HE\_SHE with "he"

Elseif SELFPROXY eq 4 AND SEX eq 2 fill YOU\_HE\_SHE with "she"

Elseif SELFPROXY eq 4 AND SEX is blank fill YOU\_HE\_SHE with ^NAME.

**Fills:** YOU\_NAME

**Instructions:** If SELFPROXY eq 2 fill YOU\_NAME with "you"

Else fill YOU\_NAME with ^NAME.

**Fills:** YOUR\_HIS\_HER

**Instructions:** If SELFPROXY eq 2 fill YOUR\_HIS\_HER with "your"

Elseif SELFPROXY eq 4 AND SEX eq 1 fill YOUR\_HIS\_HER with "his"

Elseif SELFPROXY eq 4 AND SEX eq 2 fill YOUR\_HIS\_HER with "her"

Elseif SELFPROXY eq 4 AND SEX ne 1 or 2 fill YOUR\_HIS\_HER with ^NAME.

(fill with the first and last name of L\_NO collecting demographic information for)

**Type:** Enumerated

---

**Length:** 1

**Answer List:** TYesNo

---

<b>Value:</b>	<b>Mnemonic:</b>	<b>Description:</b>
1	Yes	Yes
2	No	No

---

- Don't Know
- Refuse
- Empty

- On Input
- On Output

**Array:**

**Special Instructions:** This ITEM is an Editing/Coding instrument item.

In E/C this field should allow 'empty'.

**Skip Instructions:** FEEL\_ANGRY

---

## FEEL\_ANGRY

Field

BNCVS2.EMOTIONAL\_TOLL.FEEL\_ANGRY

---

**Description:** Emotional toll of being a crime victim, Felt Angry

**Form Pane Label:** Felt angry

**SAS Name:**

**Tag Name:**

**Inherited Universe:** INCINDEX ge 1 and SKIPMID ne 1

**Universe:** IMPACT\_JOB eq 1 OR\  
IMPACT\_FAMILY eq 1 OR\  
HOW\_DISTRESSING eq 3,4

**Universe Description:**

**Question Text:** Still thinking about ^YOUR\_HIS\_HER distress associated with being a victim of this crime did ^YOU\_HE\_SHE feel any of the following ways for A MONTH OR MORE?  
Did ^YOU\_NAME feel...

**Angry?**

**Fills:** YOU\_HE\_SHE

**Instructions:** If SELFPROXY eq 2 fill YOU\_HE\_SHE with "you"

Elseif SELFPROXY eq 4 AND SEX eq 1 fill YOU\_HE\_SHE with "he"

Elseif SELFPROXY eq 4 AND SEX eq 2 fill YOU\_HE\_SHE with "she"

Elseif SELFPROXY eq 4 AND SEX is blank fill YOU\_HE\_SHE with ^NAME.

**Fills:** YOU\_NAME

**Instructions:** If SELFPROXY eq 2 fill YOU\_NAME with "you"

Else fill YOU\_NAME with ^NAME.

**Fills:** YOUR\_HIS\_HER

**Instructions:** If SELFPROXY eq 2 fill YOUR\_HIS\_HER with "your"

Elseif SELFPROXY eq 4 AND SEX eq 1 fill YOUR\_HIS\_HER with "his"

Elseif SELFPROXY eq 4 AND SEX eq 2 fill YOUR\_HIS\_HER with "her"

Elseif SELFPROXY eq 4 AND SEX ne 1 or 2 fill YOUR\_HIS\_HER with ^NAME.

(fill with the first and last name of L\_NO collecting demographic information for)

**Type:** Enumerated

**Length:** 1



---

**Answer List:** TYesNo

---

<b>Value:</b>	<b>Mnemonic:</b>	<b>Description:</b>
1	Yes	Yes
2	No	No

---

- Don't Know
- Refuse
- Empty

- On Input
- On Output

**Array:**

**Special Instructions:** This ITEM is an Editing/Coding instrument item.

In E/C this field should allow 'empty'.

**Skip Instructions:** FEEL\_SAD

---

## FEEL\_SAD

Field

BNCVS2.EMOTIONAL\_TOLL.FEEL\_SAD

---

**Description:** Emotional toll of being a crime victim, Felt Sad

**Form Pane Label:** Felt sad

**SAS Name:**

**Tag Name:**

**Inherited Universe:** INCINDEX ge 1 and SKIPMID ne 1

**Universe:** IMPACT\_JOB eq 1 OR\  
IMPACT\_FAMILY eq 1 OR\  
HOW\_DISTRESSING eq 3,4

### Universe Description:

**Question Text:** Still thinking about ^YOUR\_HIS\_HER distress associated with being a victim of this crime did ^YOU\_HE\_SHE feel any of the following ways for A MONTH OR MORE?  
Did ^YOU\_NAME feel...

**Sad or depressed?**

**Fills:** YOU\_HE\_SHE

**Instructions:** If SELFPROXY eq 2 fill YOU\_HE\_SHE with "you"

Elseif SELFPROXY eq 4 AND SEX eq 1 fill YOU\_HE\_SHE with "he"

Elseif SELFPROXY eq 4 AND SEX eq 2 fill YOU\_HE\_SHE with "she"

Elseif SELFPROXY eq 4 AND SEX is blank fill YOU\_HE\_SHE with ^NAME.

**Fills:** YOU\_NAME

**Instructions:** If SELFPROXY eq 2 fill YOU\_NAME with "you"

Else fill YOU\_NAME with ^NAME.

**Fills:** YOUR\_HIS\_HER

**Instructions:** If SELFPROXY eq 2 fill YOUR\_HIS\_HER with "your"

Elseif SELFPROXY eq 4 AND SEX eq 1 fill YOUR\_HIS\_HER with "his"

Elseif SELFPROXY eq 4 AND SEX eq 2 fill YOUR\_HIS\_HER with "her"

Elseif SELFPROXY eq 4 AND SEX ne 1 or 2 fill YOUR\_HIS\_HER with ^NAME.  
(fill with the first and last name of L\_NO collecting demographic information for)

**Type:** Enumerated

**Length:** 1

---

**Answer List:** TYesNo

---

<b>Value:</b>	<b>Mnemonic:</b>	<b>Description:</b>
1	Yes	Yes
2	No	No

---

- Don't Know
- Refuse
- Empty

- On Input
- On Output

**Array:**

**Special Instructions:** This ITEM is an Editing/Coding instrument item.

In E/C this field should allow 'empty'.

**Skip Instructions:** FEEL\_VULNERABLE

---

## FEEL\_VULNERABLE

Field

BNCVS2.EMOTIONAL\_TOLL.FEEL\_VULNERABLE

---

**Description:** Emotional toll of being a crime victim, Felt Vulnerable

**Form Pane Label:** Felt vulnerable

**SAS Name:**

**Tag Name:**

**Inherited Universe:** INCINDEX ge 1 and SKIPMID ne 1

**Universe:** IMPACT\_JOB eq 1 OR\  
IMPACT\_FAMILY eq 1 OR\  
HOW\_DISTRESSING eq 3,4

### Universe Description:

**Question Text:** Still thinking about ^YOUR\_HIS\_HER distress associated with being a victim of this crime did ^YOU\_HE\_SHE feel any of the following ways for A MONTH OR MORE?  
Did ^YOU\_NAME feel...

**Vulnerable?**

**Fills:** YOU\_HE\_SHE

**Instructions:** If SELFPROXY eq 2 fill YOU\_HE\_SHE with "you"

Elseif SELFPROXY eq 4 AND SEX eq 1 fill YOU\_HE\_SHE with "he"

Elseif SELFPROXY eq 4 AND SEX eq 2 fill YOU\_HE\_SHE with "she"

Elseif SELFPROXY eq 4 AND SEX is blank fill YOU\_HE\_SHE with ^NAME.

**Fills:** YOU\_NAME

**Instructions:** If SELFPROXY eq 2 fill YOU\_NAME with "you"

Else fill YOU\_NAME with ^NAME.

**Fills:** YOUR\_HIS\_HER

**Instructions:** If SELFPROXY eq 2 fill YOUR\_HIS\_HER with "your"

Elseif SELFPROXY eq 4 AND SEX eq 1 fill YOUR\_HIS\_HER with "his"

Elseif SELFPROXY eq 4 AND SEX eq 2 fill YOUR\_HIS\_HER with "her"

Elseif SELFPROXY eq 4 AND SEX ne 1 or 2 fill YOUR\_HIS\_HER with ^NAME.  
(fill with the first and last name of L\_NO collecting demographic information for)

**Type:** Enumerated

**Length:** 1

---

**Answer List:** TYesNo

---

<b>Value:</b>	<b>Mnemonic:</b>	<b>Description:</b>
1	Yes	Yes
2	No	No

---

- Don't Know
- Refuse
- Empty

- On Input
- On Output

**Array:**

**Special Instructions:** This ITEM is an Editing/Coding instrument item.

In E/C this field should allow 'empty'.

**Skip Instructions:** FEEL\_VIOLATED

---

## FEEL\_VIOLATED

Field

BNCVS2.EMOTIONAL\_TOLL.FEEL\_VIOLATED

---

**Description:** Emotional Toll of being a crime victim, Felt Violated

**Form Pane Label:** Felt violated

**SAS Name:**

**Tag Name:**

**Inherited Universe:** INCINDEX ge 1 and SKIPMID ne 1

**Universe:** IMPACT\_JOB eq 1 OR\  
IMPACT\_FAMILY eq 1 OR\  
HOW\_DISTRESSING eq 3,4

### Universe Description:

**Question Text:** Still thinking about ^YOUR\_HIS\_HER distress associated with being a victim of this crime did ^YOU\_HE\_SHE feel any of the following ways for A MONTH OR MORE?  
Did ^YOU\_NAME feel...

**Violated?**

**Fills:** YOU\_HE\_SHE

**Instructions:** If SELFPROXY eq 2 fill YOU\_HE\_SHE with "you"

Elseif SELFPROXY eq 4 AND SEX eq 1 fill YOU\_HE\_SHE with "he"

Elseif SELFPROXY eq 4 AND SEX eq 2 fill YOU\_HE\_SHE with "she"

Elseif SELFPROXY eq 4 AND SEX is blank fill YOU\_HE\_SHE with ^NAME.

**Fills:** YOU\_NAME

**Instructions:** If SELFPROXY eq 2 fill YOU\_NAME with "you"

Else fill YOU\_NAME with ^NAME.

**Fills:** YOUR\_HIS\_HER

**Instructions:** If SELFPROXY eq 2 fill YOUR\_HIS\_HER with "your"

Elseif SELFPROXY eq 4 AND SEX eq 1 fill YOUR\_HIS\_HER with "his"

Elseif SELFPROXY eq 4 AND SEX eq 2 fill YOUR\_HIS\_HER with "her"

Elseif SELFPROXY eq 4 AND SEX ne 1 or 2 fill YOUR\_HIS\_HER with ^NAME.

(fill with the first and last name of L\_NO collecting demographic information for)

**Type:** Enumerated

**Length:** 1

---

**Answer List:** TYesNo

---

<b>Value:</b>	<b>Mnemonic:</b>	<b>Description:</b>
1	Yes	Yes
2	No	No

---

- Don't Know
- Refuse
- Empty

- On Input
- On Output

**Array:**

**Special Instructions:** This ITEM is an Editing/Coding instrument item.

In E/C this field should allow 'empty'.

**Skip Instructions:** FEEL\_MISTRUST

---

## FEEL\_MISTRUST

Field

BNCVS2.EMOTIONAL\_TOLL.FEEL\_MISTRUST

---

**Description:** Emotional Toll of being a crime victim, Felt Could Not Trust People

**Form Pane Label:** Felt mistrust

**SAS Name:**

**Tag Name:**

**Inherited Universe:** INCINDEX ge 1 and SKIPMID ne 1

**Universe:** IMPACT\_JOB eq 1 OR\  
IMPACT\_FAMILY eq 1 OR\  
HOW\_DISTRESSING eq 3,4

### Universe Description:

**Question Text:** Still thinking about ^YOUR\_HIS\_HER distress associated with being a victim of this crime did ^YOU\_HE\_SHE feel any of the following ways for A MONTH OR MORE?  
Did ^YOU\_NAME feel...

**Like ^YOU\_HE\_SHE couldn't trust people?**

**Fills:** YOU\_HE\_SHE

**Instructions:** If SELFPROXY eq 2 fill YOU\_HE\_SHE with "you"

Elseif SELFPROXY eq 4 AND SEX eq 1 fill YOU\_HE\_SHE with "he"

Elseif SELFPROXY eq 4 AND SEX eq 2 fill YOU\_HE\_SHE with "she"

Elseif SELFPROXY eq 4 AND SEX is blank fill YOU\_HE\_SHE with ^NAME.

**Fills:** YOU\_NAME

**Instructions:** If SELFPROXY eq 2 fill YOU\_NAME with "you"

Else fill YOU\_NAME with ^NAME.

**Fills:** YOUR\_HIS\_HER

**Instructions:** If SELFPROXY eq 2 fill YOUR\_HIS\_HER with "your"

Elseif SELFPROXY eq 4 AND SEX eq 1 fill YOUR\_HIS\_HER with "his"

Elseif SELFPROXY eq 4 AND SEX eq 2 fill YOUR\_HIS\_HER with "her"

Elseif SELFPROXY eq 4 AND SEX ne 1 or 2 fill YOUR\_HIS\_HER with ^NAME.  
(fill with the first and last name of L\_NO collecting demographic information for)

**Type:** Enumerated

**Length:** 1



---

**Answer List:** TYesNo

---

<b>Value:</b>	<b>Mnemonic:</b>	<b>Description:</b>
1	Yes	Yes
2	No	No

---

- Don't Know
- Refuse
- Empty

- On Input
- On Output

**Array:**

**Special Instructions:** This ITEM is an Editing/Coding instrument item.

In E/C this field should allow 'empty'.

**Skip Instructions:** FEEL\_UNSAFE

---

## FEEL\_UNSAFE

Field

BNCVS2.EMOTIONAL\_TOLL.FEEL\_UNSAFE

---

**Description:** Emotional Toll of being a crime victim, Felt Unsafe

**Form Pane Label:** Felt unsafe

**SAS Name:**

**Tag Name:**

**Inherited Universe:** INCINDEX ge 1 and SKIPMID ne 1

**Universe:** IMPACT\_JOB eq 1 OR\  
IMPACT\_FAMILY eq 1 OR\  
HOW\_DISTRESSING eq 3,4

### Universe Description:

**Question Text:** Still thinking about ^YOUR\_HIS\_HER distress associated with being a victim of this crime did ^YOU\_HE\_SHE feel any of the following ways for A MONTH OR MORE?  
Did ^YOU\_NAME feel...

**Unsafe?**

**Fills:** YOU\_HE\_SHE

**Instructions:** If SELFPROXY eq 2 fill YOU\_HE\_SHE with "you"

Elseif SELFPROXY eq 4 AND SEX eq 1 fill YOU\_HE\_SHE with "he"

Elseif SELFPROXY eq 4 AND SEX eq 2 fill YOU\_HE\_SHE with "she"

Elseif SELFPROXY eq 4 AND SEX is blank fill YOU\_HE\_SHE with ^NAME.

**Fills:** YOU\_NAME

**Instructions:** If SELFPROXY eq 2 fill YOU\_NAME with "you"

Else fill YOU\_NAME with ^NAME.

**Fills:** YOUR\_HIS\_HER

**Instructions:** If SELFPROXY eq 2 fill YOUR\_HIS\_HER with "your"

Elseif SELFPROXY eq 4 AND SEX eq 1 fill YOUR\_HIS\_HER with "his"

Elseif SELFPROXY eq 4 AND SEX eq 2 fill YOUR\_HIS\_HER with "her"

Elseif SELFPROXY eq 4 AND SEX ne 1 or 2 fill YOUR\_HIS\_HER with ^NAME.

(fill with the first and last name of L\_NO collecting demographic information for)

**Type:** Enumerated

**Length:** 1

---

**Answer List:** TYesNo

---

<b>Value:</b>	<b>Mnemonic:</b>	<b>Description:</b>
1	Yes	Yes
2	No	No

---

- Don't Know
- Refuse
- Empty

- On Input
- On Output

**Array:**

**Special Instructions:** This ITEM is an Editing/Coding instrument item.

In E/C this field should allow 'empty'.

**Skip Instructions:** FEEL\_OTHER\_WAY

---

## FEEL\_OTHER\_WAY

Field

BNCVS2.EMOTIONAL\_TOLL.FEEL\_OTHER\_WAY

---

**Description:** Emotional Toll of being a crime victim, Felt Some Other Way

**Form Pane Label:** Felt other way

**SAS Name:**

**Tag Name:**

**Inherited Universe:** INCINDEX ge 1 and SKIPMID ne 1

**Universe:** IMPACT\_JOB eq 1 OR\  
IMPACT\_FAMILY eq 1 OR\  
HOW\_DISTRESSING eq 3,4

### Universe Description:

**Question Text:** Still thinking about ^YOUR\_HIS\_HER distress associated with being a victim of this crime did ^YOU\_HE\_SHE feel any of the following ways for A MONTH OR MORE?  
Did ^YOU\_NAME feel...

**Some other way?**

**Fills:** YOU\_HE\_SHE

**Instructions:** If SELFPROXY eq 2 fill YOU\_HE\_SHE with "you"

Elseif SELFPROXY eq 4 AND SEX eq 1 fill YOU\_HE\_SHE with "he"

Elseif SELFPROXY eq 4 AND SEX eq 2 fill YOU\_HE\_SHE with "she"

Elseif SELFPROXY eq 4 AND SEX is blank fill YOU\_HE\_SHE with ^NAME.

**Fills:** YOU\_NAME

**Instructions:** If SELFPROXY eq 2 fill YOU\_NAME with "you"

Else fill YOU\_NAME with ^NAME.

**Fills:** YOUR\_HIS\_HER

**Instructions:** If SELFPROXY eq 2 fill YOUR\_HIS\_HER with "your"

Elseif SELFPROXY eq 4 AND SEX eq 1 fill YOUR\_HIS\_HER with "his"

Elseif SELFPROXY eq 4 AND SEX eq 2 fill YOUR\_HIS\_HER with "her"

Elseif SELFPROXY eq 4 AND SEX ne 1 or 2 fill YOUR\_HIS\_HER with ^NAME.

(fill with the first and last name of L\_NO collecting demographic information for)

**Type:** Enumerated

**Length:** 1

---

**Answer List:** TYesNo

---

<b>Value:</b>	<b>Mnemonic:</b>	<b>Description:</b>
1	Yes	Yes
2	No	No

---

- Don't Know
- Refuse
- Empty

- On Input
- On Output

**Array:**

**Special Instructions:** This ITEM is an Editing/Coding instrument item.

In E/C this field should allow 'empty'.

**Skip Instructions:** If FEEL\_OTHER\_WAY eq 1 goto FEEL\_OTHER\_WAY\_SP  
Elseif (FEEL\_WORRIED eq 1 or FEEL\_ANGRY eq 1 or FEEL\_SAD eq 1 or  
FEEL\_VULNERABLE eq 1 or FEEL\_VIOLATED eq 1 or FEEL\_MISTRUST eq 1 or  
FEEL\_UNSAFE eq 1 or FEEL\_OTHER\_WAY eq 1) goto SEEK\_PRO\_HELP  
Else goto HAVE\_HEADACHES

---

## FEEL\_OTH\_WAY\_SP

Field

BNCVS2.EMOTIONAL\_TOLL.FEEL\_OTH\_WAY\_SP

---

**Description:** Emotional Toll of being a crime victim, Felt Some Other Way - Specify

**Form Pane Label:** Felt other way specify

**SAS Name:**

**Tag Name:**

**Inherited Universe:** INCINDEX ge 1 and SKIPMID ne 1

**Universe:** FEEL\_OTHER\_WAY eq 1

### Universe Description:

**Question Text:** What other way did being a victim of this crime make ^YOU\_NAME feel?

**Fills:** YOU\_NAME

**Instructions:** If SELFPROXY eq 2 fill YOU\_NAME with "you"  
Else fill YOU\_NAME with ^NAME.

**Type:** String

**Length:** 100

- Don't Know
- Refuse
- Empty

- On Input
- On Output

**Array:**

**Special Instructions:** This ITEM is an Editing/Coding instrument item.

In E/C this field should allow 'empty'.

**Skip Instructions:** SEEK\_PRO\_HELP

Field

**SEEK\_PRO\_HELP**  
BNCVS2.EMOTIONAL\_TOLL.SEEK\_PRO\_HELP

**Description:** Emotional Toll of being a crime victim, Seek Professional Help for feelings marked "Yes" in FEEL\_WORRIED through FEEL\_OTHER\_WAY

**Form Pane Label:** Seek professional help

**SAS Name:**

**Tag Name:**

**Inherited Universe:** INCINDEX ge 1 and SKIPMID ne 1

**Universe:** FEEL\_WORRIED eq 1 OR\  
FEEL\_ANGRY eq 1 OR\  
FEEL\_SAD eq 1 OR\  
FEEL\_VULNERABLE eq 1 OR\  
FEEL\_VIOLATED eq 1 OR\  
FEEL\_MISTRUST eq 1 OR\  
FEEL\_UNSAFE eq 1 OR\  
FEEL\_OTHER\_WAY eq 1

**Universe Description:** Respondent reported having at least one of the feelings in Items FEEL\_WORRIED through FEEL\_OTHER\_WAY because they were a crime victim.

**Question Text:** Did ^YOU\_HE\_SHE seek any kind of professional help for the feelings ^YOU\_HE\_SHE experienced as a result of being a victim of this crime?

**Fills:** YOU\_HE\_SHE

**Instructions:** If SELFPROXY eq 2 fill YOU\_HE\_SHE with "you"

Elseif SELFPROXY eq 4 AND SEX eq 1 fill YOU\_HE\_SHE with "he"

Elseif SELFPROXY eq 4 AND SEX eq 2 fill YOU\_HE\_SHE with "she"

Elseif SELFPROXY eq 4 AND SEX is blank fill YOU\_HE\_SHE with ^NAME.

**Type:** Enumerated

**Length:** 1

**Answer List:** TYesNo

Value:	Mnemonic:	Description:
1	Yes	Yes
2	No	No

- Don't Know
- Refuse
- Empty

- On Input
- On Output

**Array:**

**Special Instructions:** This ITEM is an Editing/Coding instrument item.

In E/C this field should allow 'empty'.

**Skip Instructions:** If SEEK\_PRO\_HELP eq 1 goto PRO\_HELP\_SOUGHT  
Else goto HAVE\_HEADACHES



Field

**PRO\_HELP\_SOUGHT**  
BNCVS2.EMOTIONAL\_TOLL.PRO\_HELP\_SOUGHT

**Description:** Kind of professional help sought due to feelings experienced as a result of being a crime victim.

**Form Pane Label:** Type help sought

**SAS Name:**

**Tag Name:**

**Inherited Universe:** INCINDEX ge 1 and SKIPMID ne 1

**Universe:** SEEK\_PRO\_HELP eq 1

**Universe Description:** Respondent seeked professional help as a result of being a crime victim.

**Question Text:** What kind of professional help did ^YOU\_NAME seek?

✦ [Mark all that apply separated by commas](#)

**Fills:** YOU\_NAME

**Instructions:** If SELFPROXY eq 2 fill YOU\_NAME with "you"

Else fill YOU\_NAME with ^NAME.

**Type:** Set

**Max Number of Values:** 5

**Length:** 1

**Answer List:** T\_help\_sought\_ET

Value:	Mnemonic:	Description:
1		Counseling/therapy
2		Medication
3		Visited doctor or nurse
4		Visited ER/hospital/clinic
5		Other - Specify

Don't Know

Refuse

Empty

On Input

On Output

**Array:**

**Special Instructions:** This ITEM is an Editing/Coding instrument item.

In E/C this field should allow 'empty'.

**Skip Instructions:** If PRO\_HELP\_SOUGHT eq 5 goto HELP\_SOUGHT\_SP  
Else goto HAVE\_HEADACHES

Field

**HELP\_SOUGHT\_SP**  
BNCVS2.EMOTIONAL\_TOLL.HELP\_SOUGHT\_SP

**Description:** Other type of professional help sought due to feelings the respondent experienced as a result of being a crime victim.

**Form Pane Label:** Help sought specified

**SAS Name:**

**Tag Name:**

**Inherited Universe:** INCINDEX ge 1 and SKIPMID ne 1

**Universe:** PRO\_HELP\_SOUGHT eq 5

**Universe Description:** Respondent sought professional help not described in precodes 1-4.

**Question Text:** ♦ What other kind of professional help did ^YOU\_NAME seek?

**Fills:** YOU\_NAME

**Instructions:** If SELFPROXY eq 2 fill YOU\_NAME with "you"  
Else fill YOU\_NAME with ^NAME.

**Type:** String

**Length:** 100

- Don't Know
- Refuse
- Empty

- On Input
- On Output

**Array:**

**Special Instructions:** This ITEM is an Editing/Coding instrument item.

In E/C this field should allow 'empty'.

**Skip Instructions:** HAVE\_HEADACHES

---

## HAVE\_HEADACHES

Field

BNCVS2.EMOTIONAL\_TOLL.HAVE\_HEADACHES

---

**Description:** Emotional Toll of being a crime victim, Physical Symptoms: Headaches

**Form Pane Label:** Experience headaches

**SAS Name:**

**Tag Name:**

**Inherited Universe:** INCINDEX ge 1 and SKIPMID ne 1

**Universe:** IMPACT\_JOB eq 1 OR\  
IMPACT\_FAMILY eq 1 OR\  
HOW\_DISTRESSING eq 3,4

**Universe Description:**

**Question Text:** Did ^YOU\_NAME experience any of the following physical problems associated with being a victim of this crime for A MONTH OR MORE? Did ^YOU\_HE\_SHE experience....

**Headaches?**

**Fills:** YOU\_NAME

**Instructions:** If SELFPROXY eq 2 fill YOU\_NAME with "you"  
Else fill YOU\_NAME with ^NAME.

**Fills:** YOU\_HE\_SHE

**Instructions:** If SELFPROXY eq 2 fill YOU\_HE\_SHE with "you"  
Elseif SELFPROXY eq 4 AND SEX eq 1 fill YOU\_HE\_SHE with "he"  
Elseif SELFPROXY eq 4 AND SEX eq 2 fill YOU\_HE\_SHE with "she"  
Elseif SELFPROXY eq 4 AND SEX is blank fill YOU\_HE\_SHE with ^NAME.

**Type:** Enumerated

**Length:** 1

**Answer List:** TYesNo

---

Value:	Mnemonic:	Description:
1	Yes	Yes
2	No	No

---

Don't Know

Refuse  
 Empty

On Input  
 On Output

**Array:**

**Special Instructions:** This ITEM is an Editing/Coding instrument item.

In E/C this field should allow 'empty'.

**Skip Instructions:** TRBL\_SLEEPING

---

## TRBL\_SLEEPING

Field

BNCVS2.EMOTIONAL\_TOLL.TRBL\_SLEEPING

---

**Description:** Emotional Toll of being a crime victim, Physical Symptoms: Trouble Sleeping

**Form Pane Label:** Experience trouble sleeping

**SAS Name:**

**Tag Name:**

**Inherited Universe:** INCINDEX ge 1 and SKIPMID ne 1

**Universe:** IMPACT\_JOB eq 1 OR\  
IMPACT\_FAMILY eq 1 OR\  
HOW\_DISTRESSING eq 3,4

**Universe Description:**

**Question Text:** Did ^YOU\_NAME experience any of the following physical problems associated with being a victim of this crime for A MONTH OR MORE? Did ^YOU\_HE\_SHE experience....

**Trouble sleeping?**

**Fills:** YOU\_NAME

**Instructions:** If SELFPROXY eq 2 fill YOU\_NAME with "you"  
Else fill YOU\_NAME with ^NAME.

**Fills:** YOU\_HE\_SHE

**Instructions:** If SELFPROXY eq 2 fill YOU\_HE\_SHE with "you"  
Elseif SELFPROXY eq 4 AND SEX eq 1 fill YOU\_HE\_SHE with "he"  
Elseif SELFPROXY eq 4 AND SEX eq 2 fill YOU\_HE\_SHE with "she"  
Elseif SELFPROXY eq 4 AND SEX is blank fill YOU\_HE\_SHE with ^NAME.

**Type:** Enumerated

**Length:** 1

**Answer List:** TYesNo

---

Value:	Mnemonic:	Description:
1	Yes	Yes
2	No	No

---

Don't Know

Refuse  
 Empty

On Input  
 On Output

**Array:**

**Special Instructions:** This ITEM is an Editing/Coding instrument item.

In E/C this field should allow 'empty'.

**Skip Instructions:** EATING\_PROBS

---

## EATING\_PROBS

Field

BNCVS2.EMOTIONAL\_TOLL.EATING\_PROBS

---

**Description:** Emotional Toll of being a crime victim, Physical Symptoms: Eating Problems

**Form Pane Label:** Experience eating problems

**SAS Name:**

**Tag Name:**

**Inherited Universe:** INCINDEX ge 1 and SKIPMID ne 1

**Universe:** IMPACT\_JOB eq 1 OR\  
IMPACT\_FAMILY eq 1 OR\  
HOW\_DISTRESSING eq 3,4

### Universe Description:

**Question Text:** Did ^YOU\_NAME experience any of the following physical problems associated with being a victim of this crime for A MONTH OR MORE? Did ^YOU\_HE\_SHE experience....

**Changes in ^YOUR\_HIS\_HER eating or drinking habits?**

**Fills:** YOU\_NAME

**Instructions:** If SELFPROXY eq 2 fill YOU\_NAME with "you"  
Else fill YOU\_NAME with ^NAME.

**Fills:** YOU\_HE\_SHE

**Instructions:** If SELFPROXY eq 2 fill YOU\_HE\_SHE with "you"  
Elseif SELFPROXY eq 4 AND SEX eq 1 fill YOU\_HE\_SHE with "he"  
Elseif SELFPROXY eq 4 AND SEX eq 2 fill YOU\_HE\_SHE with "she"  
Elseif SELFPROXY eq 4 AND SEX is blank fill YOU\_HE\_SHE with ^NAME.

**Fills:** YOUR\_HIS\_HER

**Instructions:** If SELFPROXY eq 2 fill YOUR\_HIS\_HER with "your"  
Elseif SELFPROXY eq 4 AND SEX eq 1 fill YOUR\_HIS\_HER with "his"  
Elseif SELFPROXY eq 4 AND SEX eq 2 fill YOUR\_HIS\_HER with "her"  
Elseif SELFPROXY eq 4 AND SEX ne 1 or 2 fill YOUR\_HIS\_HER with ^NAME.  
(fill with the first and last name of L\_NO collecting demographic information for)

**Type:** Enumerated

**Length:** 1



---

**Answer List:** TYesNo

---

<b>Value:</b>	<b>Mnemonic:</b>	<b>Description:</b>
1	Yes	Yes
2	No	No

---

- Don't Know
- Refuse
- Empty

- On Input
- On Output

**Array:**

**Special Instructions:** This ITEM is an Editing/Coding instrument item.

In E/C this field should allow 'empty'.

**Skip Instructions:** UPSET\_STOMACH

## UPSET\_STOMACH

Field

BNCVS2.EMOTIONAL\_TOLL.UPSET\_STOMACH

**Description:** Emotional Toll of being a crime victim, Physical Symptoms: Upset Stomach

**Form Pane Label:** Experience upset stomach

**SAS Name:**

**Tag Name:**

**Inherited Universe:** INCINDEX ge 1 and SKIPMID ne 1

**Universe:** IMPACT\_JOB eq 1 OR\  
IMPACT\_FAMILY eq 1 OR\  
HOW\_DISTRESSING eq 3,4

### Universe Description:

**Question Text:** Did ^YOU\_NAME experience any of the following physical problems associated with being a victim of this crime for A MONTH OR MORE? Did ^YOU\_HE\_SHE experience....

**Upset stomach?**

**Fills:** YOU\_NAME

**Instructions:** If SELFPROXY eq 2 fill YOU\_NAME with "you"  
Else fill YOU\_NAME with ^NAME.

**Fills:** YOU\_HE\_SHE

**Instructions:** If SELFPROXY eq 2 fill YOU\_HE\_SHE with "you"  
Elseif SELFPROXY eq 4 AND SEX eq 1 fill YOU\_HE\_SHE with "he"  
Elseif SELFPROXY eq 4 AND SEX eq 2 fill YOU\_HE\_SHE with "she"  
Elseif SELFPROXY eq 4 AND SEX is blank fill YOU\_HE\_SHE with ^NAME.

**Type:** Enumerated

**Length:** 1

**Answer List:** TYesNo

Value:	Mnemonic:	Description:
1	Yes	Yes
2	No	No

Don't Know  
 Refuse

Empty

On Input

On Output

**Array:**

**Special Instructions:** This ITEM is an Editing/Coding instrument item.

In E/C this field should allow 'empty'.

**Skip Instructions:** FATIGUE

## FATIGUE

Field

BNCVS2.EMOTIONAL\_TOLL.FATIGUE

**Description:** Emotional Toll of being a crime victim, Physical Symptoms: Fatigue

**Form Pane Label:** Experience fatigue

**SAS Name:**

**Tag Name:**

**Inherited Universe:** INCINDEX ge 1 and SKIPMID ne 1

**Universe:** IMPACT\_JOB eq 1 OR\  
IMPACT\_FAMILY eq 1 OR\  
HOW\_DISTRESSING eq 3,4

### Universe Description:

**Question Text:** Did ^YOU\_NAME experience any of the following physical problems associated with being a victim of this crime for A MONTH OR MORE? Did ^YOU\_HE\_SHE experience....

**Fatigue?**

**Fills:** YOU\_NAME

**Instructions:** If SELFPROXY eq 2 fill YOU\_NAME with "you"  
Else fill YOU\_NAME with ^NAME.

**Fills:** YOU\_HE\_SHE

**Instructions:** If SELFPROXY eq 2 fill YOU\_HE\_SHE with "you"  
Elseif SELFPROXY eq 4 AND SEX eq 1 fill YOU\_HE\_SHE with "he"  
Elseif SELFPROXY eq 4 AND SEX eq 2 fill YOU\_HE\_SHE with "she"  
Elseif SELFPROXY eq 4 AND SEX is blank fill YOU\_HE\_SHE with ^NAME.

**Type:** Enumerated

**Length:** 1

**Answer List:** TYesNo

Value:	Mnemonic:	Description:
1	Yes	Yes
2	No	No

Don't Know  
 Refuse

Empty

On Input

On Output

**Array:**

**Special Instructions:** This ITEM is an Editing/Coding instrument item.

In E/C this field should allow 'empty'.

**Skip Instructions:** HIGH\_BLOOD\_PRESS

## HIGH\_BLOOD\_PRESS

Field

BNCVS2.EMOTIONAL\_TOLL.HIGH\_BLOOD\_PRESS

**Description:** Emotional Toll of being a crime victim, Physical Symptoms: High Blood Pressure

**Form Pane Label:** Experience high blood pressure

**SAS Name:**

**Tag Name:**

**Inherited Universe:** INCINDEX ge 1 and SKIPMID ne 1

**Universe:** IMPACT\_JOB eq 1 OR\  
IMPACT\_FAMILY eq 1 OR\  
HOW\_DISTRESSING eq 3,4

### Universe Description:

**Question Text:** Did ^YOU\_NAME experience any of the following physical problems associated with being a victim of this crime for A MONTH OR MORE? Did ^YOU\_HE\_SHE experience....

**High blood pressure?**

**Fills:** YOU\_NAME

**Instructions:** If SELFPROXY eq 2 fill YOU\_NAME with "you"  
Else fill YOU\_NAME with ^NAME.

**Fills:** YOU\_HE\_SHE

**Instructions:** If SELFPROXY eq 2 fill YOU\_HE\_SHE with "you"  
Elseif SELFPROXY eq 4 AND SEX eq 1 fill YOU\_HE\_SHE with "he"  
Elseif SELFPROXY eq 4 AND SEX eq 2 fill YOU\_HE\_SHE with "she"  
Elseif SELFPROXY eq 4 AND SEX is blank fill YOU\_HE\_SHE with ^NAME.

**Type:** Enumerated

**Length:** 1

**Answer List:** TYesNo

Value:	Mnemonic:	Description:
1	Yes	Yes
2	No	No

- Don't Know
- Refuse

Empty

On Input

On Output

**Array:**

**Special Instructions:** This ITEM is an Editing/Coding instrument item.

In E/C this field should allow 'empty'.

**Skip Instructions:** MUSCLE\_TENSION

---

## MUSCLE\_TENSION

Field

BNCVS2.EMOTIONAL\_TOLL.MUSCLE\_TENSION

---

**Description:** Emotional Toll of being a crime victim, Physical Symptoms: Muscle Tension

**Form Pane Label:** Experience muscle tension

**SAS Name:**

**Tag Name:**

**Inherited Universe:** INCINDEX ge 1 and SKIPMID ne 1

**Universe:** IMPACT\_JOB eq 1 OR\  
IMPACT\_FAMILY eq 1 OR\  
HOW\_DISTRESSING eq 3,4

### Universe Description:

**Question Text:** Did ^YOU\_NAME experience any of the following physical problems associated with being a victim of this crime for A MONTH OR MORE? Did ^YOU\_HE\_SHE experience....

**Muscle tension or back pain?**

**Fills:** YOU\_NAME

**Instructions:** If SELFPROXY eq 2 fill YOU\_NAME with "you"  
Else fill YOU\_NAME with ^NAME.

**Fills:** YOU\_HE\_SHE

**Instructions:** If SELFPROXY eq 2 fill YOU\_HE\_SHE with "you"  
Elseif SELFPROXY eq 4 AND SEX eq 1 fill YOU\_HE\_SHE with "he"  
Elseif SELFPROXY eq 4 AND SEX eq 2 fill YOU\_HE\_SHE with "she"  
Elseif SELFPROXY eq 4 AND SEX is blank fill YOU\_HE\_SHE with ^NAME.

**Type:** Enumerated

**Length:** 1

**Answer List:** TYesNo

---

Value:	Mnemonic:	Description:
1	Yes	Yes
2	No	No

---

- Don't Know
- Refuse



Empty

On Input

On Output

**Array:**

**Special Instructions:** This ITEM is an Editing/Coding instrument item.

In E/C this field should allow 'empty'.

**Skip Instructions:** OTHER\_PHYSICAL

---

## OTHER\_PHYSICAL

BNCVS2.EMOTIONAL\_TOLL.OTHER\_PHYSICAL

---

Field

**Description:** Emotional Toll of being a crime victim, Physical Symptoms: Other Physical Problems

**Form Pane Label:** Other physical problem

**SAS Name:**

**Tag Name:**

**Inherited Universe:** INCINDEX ge 1 and SKIPMID ne 1

**Universe:** IMPACT\_JOB eq 1 OR\  
IMPACT\_FAMILY eq 1 OR\  
HOW\_DISTRESSING eq 3,4

**Universe Description:**

**Question Text:** Did ^YOU\_NAME experience any of the following physical problems associated with being a victim of this crime for A MONTH OR MORE? Did ^YOU\_HE\_SHE experience....

**Some other physical problem?**

**Fills:** YOU\_NAME

**Instructions:** If SELFPROXY eq 2 fill YOU\_NAME with "you"  
Else fill YOU\_NAME with ^NAME.

**Fills:** YOU\_HE\_SHE

**Instructions:** If SELFPROXY eq 2 fill YOU\_HE\_SHE with "you"  
Elseif SELFPROXY eq 4 AND SEX eq 1 fill YOU\_HE\_SHE with "he"  
Elseif SELFPROXY eq 4 AND SEX eq 2 fill YOU\_HE\_SHE with "she"  
Elseif SELFPROXY eq 4 AND SEX is blank fill YOU\_HE\_SHE with ^NAME.

**Type:** Enumerated

**Length:** 1

**Answer List:** TYesNo

---

Value:	Mnemonic:	Description:
1	Yes	Yes
2	No	No

---

Don't Know  
 Refuse

Empty

On Input

On Output

**Array:**

**Special Instructions:** This ITEM is an Editing/Coding instrument item.

In E/C this field should allow 'empty'.

**Skip Instructions:** If OTHER\_PHYSICAL eq 1 goto OTH\_PHY\_SP

Elseif (HAVE\_HEADACHES eq 1 or TRBL\_SLEEPING eq 1 or EATING\_PROBS eq 1  
or UPSET\_STOMACH eq 1 or FATIGUE eq 1 or HIGH\_BLOOD\_PRESS eq 1 or  
MUSCLE\_TENSION eq 1 or OTHER\_PHYSICAL eq 1) goto  
SEEK\_HELP\_PHYPROBS

Elseif (HAVE\_HEADACHES AND TRBL\_SLEEPING AND EATING\_PROBS AND  
UPSET\_STOMACH AND FATIGUE AND HIGH\_BLOOD\_PRESS AND  
MUSCLE\_TENSION all eq 2,DK,RF) AND SEX eq 2 AND 18<=AGE<=49 goto  
PREGATTIMEOFINC

Else goto PROTECTSELF

---

**OTH\_PHY\_SP**

Field

BNCVS2.EMOTIONAL\_TOLL.OTH\_PHY\_SP

---

**Description:** Emotional Toll of being a crime victim, Physical Symptoms: Other Specify

**Form Pane Label:** Specify other physical

**SAS Name:**

**Tag Name:**

**Inherited Universe:** INCINDEX ge 1 and SKIPMID ne 1

**Universe:** OTHER\_PHYSICAL eq 1

**Universe Description:**

**Question Text:** What other physical problem did ^YOU\_NAME experience for A MONTH OR MORE?

**Fills:** YOU\_NAME

**Instructions:** If SELFPROXY eq 2 fill YOU\_NAME with "you"  
Else fill YOU\_NAME with ^NAME.

**Type:** String

**Length:** 100

- Don't Know  
 Refuse  
 Empty

- On Input  
 On Output

**Array:**

**Special Instructions:** This ITEM is an Editing/Coding instrument item.

In E/C this field should allow 'empty'.

**Skip Instructions:** SEEK\_HELP\_PHYPROBS

Field

**SEEK\_HELP\_PHYPROBS**  
BNCVS2.EMOTIONAL\_TOLL.SEEK\_HELP\_PHYPROBS

**Description:** Emotional Toll of being a crime victim, Seek Professional Help for physical problems marked "Yes" in HAVE\_HEADACHES through OTHER\_PHYSICAL

**Form Pane Label:** Seek help physical probs

**SAS Name:**

**Tag Name:**

**Inherited Universe:** INCINDEX ge 1 and SKIPMID ne 1

**Universe:** HAVE\_HEADACHES eq 1 OR\  
TRBL\_SLEEPING eq 1 OR\  
EATING\_PROBS eq 1 OR\  
UPSET\_STOMACH eq 1 OR\  
FATIGUE eq 1 OR\  
HIGH\_BLOOD\_PRESS eq 1 OR\  
MUSCLE\_TENSION eq 1 OR\  
OTHER\_PHYSICAL eq 1

**Universe Description:** Respondent reported having at least one of the physical problems in Items HAVE\_HEADACHES through OTHER\_PHYSICAL because they were a crime victim.

**Question Text:** ^OTHERTHANINJURIES ^YOU\_NAME seek any kind of professional or medical help for the physical problems ^YOU\_HE\_SHE experienced as a result of being a victim of this crime?

**Fills:** OTHERTHANINJURIES

**Instructions:** If INJURY eq 12-21 fill OTHERTHANINJURIES with "Other than any medical care ^YOU\_NAME received for the injury(ies) ^YOU\_HE\_SHE suffered, did"  
Else fill OTHERTHANINJURIES with "Did"

**Fills:** YOU\_NAME

**Instructions:** If SELFPROXY eq 2 fill YOU\_NAME with "you"  
Else fill YOU\_NAME with ^NAME.

**Fills:** YOU\_HE\_SHE

**Instructions:** If SELFPROXY eq 2 fill YOU\_HE\_SHE with "you"  
Elseif SELFPROXY eq 4 AND SEX eq 1 fill YOU\_HE\_SHE with "he"  
Elseif SELFPROXY eq 4 AND SEX eq 2 fill YOU\_HE\_SHE with "she"  
Elseif SELFPROXY eq 4 AND SEX is blank fill YOU\_HE\_SHE with ^NAME.

**Type:** Enumerated

---

**Length:** 1

**Answer List:** TYesNo

---

<b>Value:</b>	<b>Mnemonic:</b>	<b>Description:</b>
1	Yes	Yes
2	No	No

---

- Don't Know
- Refuse
- Empty

- On Input
- On Output

**Array:**

**Special Instructions:** This ITEM is an Editing/Coding instrument item.

In E/C this field should allow 'empty'.

**Skip Instructions:** If SEEK\_HELP\_PHYPROBS eq 1 goto KIND\_HELP\_PHYSPROBS  
Elseif SEEK\_HELP\_PHYPROBS eq 2,DK,RF AND SEX eq 2 AND 18<=AGE<=49  
goto PREGATTIMEOFINC  
Else goto PROTECTSELF

Field

## KIND\_HELP\_PHYPROBS

BNCVS2.EMOTIONAL\_TOLL.KIND\_HELP\_PHYPROBS

**Description:** Kind of professional help sought due to physical problems experienced as a result of being a crime victim.

**Form Pane Label:** Type help sought physical probs

**SAS Name:**

**Tag Name:**

**Inherited Universe:** INCINDEX ge 1 and SKIPMID ne 1

**Universe:** SEEK\_HELP\_PHYPROBS eq 1

**Universe Description:**

**Question Text:** What kind of professional or medical help did ^YOU\_NAME seek?

✦ [Mark all that apply separated by commas](#)

**Fills:** YOU\_NAME

**Instructions:** If SELFPROXY eq 2 fill YOU\_NAME with "you"

Else fill YOU\_NAME with ^NAME.

**Type:** Set

**Max Number of Values:** 5

**Length:** 1

**Answer List:** T\_help\_sought\_ET

Value:	Mnemonic:	Description:
1		Counseling/therapy
2		Medication
3		Visited doctor or nurse
4		Visited ER/hospital/clinic
5		Other - Specify

Don't Know

Refuse

Empty

On Input

On Output

**Array:**

**Special Instructions:** This ITEM is an Editing/Coding instrument item.

In E/C this field should allow 'empty'.

**Skip Instructions:** If KIND\_HELP\_PHYPROBS eq 5 goto KIND\_HELP\_PHYOTH\_SP  
Elseif SEX eq 2 AND 18<=AGE<=49 goto PREGATTIMEOFINC  
Else goto PROTECTSELF



Field

**KIND\_HELP\_PHYOTH\_SP**  
BNCVS2.EMOTIONAL\_TOLL.KIND\_HELP\_PHYOTH\_SP

**Description:** Other type of professional help sought due to the physical problems the respondent experienced as a result of being a crime victim.

**Form Pane Label:** Other help physical probs

**SAS Name:**

**Tag Name:**

**Inherited Universe:** INCINDEX ge 1 and SKIPMID ne 1

**Universe:** KIND\_HELP\_PHYPROBS eq 5

**Universe Description:**

**Question Text:** ♦ What other kind of professional help did ^YOU\_NAME seek?

**Fills:** YOU\_NAME

**Instructions:** If SELFPROXY eq 2 fill YOU\_NAME with "you"  
Else fill YOU\_NAME with ^NAME.

**Type:** String

**Length:** 100

- Don't Know
- Refuse
- Empty

- On Input
- On Output

**Array:**

**Special Instructions:** This ITEM is an Editing/Coding instrument item.

In E/C this field should allow 'empty'.

**Skip Instructions:** If SEX eq 2 AND 18<=AGE<=49 goto PREGATTIMEOFINC  
Else goto PROTECTSELF

---

## NCVS2SECETINTID

BNCVS2.EMOTIONAL\_TOLL.NCVS2SECETINTID

---

Field

**Description:** ID of the FR who completed the NCVS 2, Section "ET" block (EmotionalToll)

**Form Pane Label:**

**SAS Name:**

**Tag Name:** ncvs2secetintid

**Inherited Universe:** INCINDEX ge 1 and SKIPMID ne 1

**Universe:**

**Universe Description:**

**Question Text:**

**Type:** Classification

**Length:** 3

- Don't Know
- Refuse
- Empty

- On Input
- On Output

**Store Instructions:** If (((HOWDISTRESSING eq 1,2,DK,RF and (IMPACT\_JOB eq 2,DK,RF and IMPACT\_FAMILY eq 2,DK,RF)) or (OTHER\_PHYSICAL eq 2,DK,RF and (HAVE\_HEADACHES AND TRBL\_SLEEPING AND EATING\_PROBS AND UPSET\_STOMACH AND FATIGUE AND HIGH\_BLOOD\_PRESS AND MUSCLE\_TENSION all eq 2,DK,RF)) or SEEK\_HELP\_PHYPROBS eq 2,DK,RF or KIND\_HELP\_PHYPROBS in 1..5,DK,RF) AND NCVS2SECETINTID is empty) store INTID in NCVS2SECETINTID and store USERID in NCVS2SECETJBID

**Array:**

Field

**NCVS2SECETJBID**

BNCVS2.EMOTIONAL\_TOLL.NCVS2SECETJBID

**Description:** James Bond ID of the FR who completed the NCVS 2, Section "ET" block  
(EmotionalToll)

**Form Pane Label:**

**SAS Name:**

**Tag Name:** ncvs2secetjbid

**Inherited Universe:** INCINDEX ge 1 and SKIPMID ne 1

**Universe:**

**Universe Description:**

**Question Text:**

**Type:** Classification

**Length:** 8

- Don't Know
- Refuse
- Empty

- On Input
- On Output

**Store Instructions:** If (((HOWDISTRESSING eq 1,2,DK,RF and (IMPACT\_JOB eq 2,DK,RF and IMPACT\_FAMILY eq 2,DK,RF)) or (OTHER\_PHYSICAL eq 2,DK,RF and (HAVE\_HEADACHES AND TRBL\_SLEEPING AND EATING\_PROBS AND UPSET\_STOMACH AND FATIGUE AND HIGH\_BLOOD\_PRESS AND MUSCLE\_TENSION all eq 2,DK,RF)) or SEEK\_HELP\_PHYPROBS eq 2,DK,RF or KIND\_HELP\_PHYPROBS in 1..5,DK,RF) AND NCVS2SECETJBID is empty) store USERID in NCVS2SECETJBID

**Array:**

---

## **ACTION\_OFFENDER**

BNCVS2. ACTION\_OFFENDER

---

Block

**Description:** Action Against Offender

**Tab Name:** Action Against Offender

**Fly Over Name:**

**Universe Type:** If

**Inherited Universe:** INCINDEX ge 1 and SKIPMID ne 1

**Universe:**

**Universe Description:**

**Array:**

**Block Instructions:**

Field

## PREGATTIMEOFINC

BNCVS2. ACTION\_OFFENDER.PREGATTIMEOFINC

**Description:** Was the respondent pregnant at the time of the incident (New to the NCVS-2 beginning in July 2005)

**Form Pane Label:** Pregnant

**SAS Name:**

**Tag Name:** PREGATTIMEOFINC

**Inherited Universe:** INCINDEX ge 1 and SKIPMID ne 1

**Universe:** WHICHMEMBER eq 1,2,DK,RF AND SEX eq 2 AND AGE (ge 18 AND le 49)

**Universe Description:** This field is only asked of female respondents who are age 18-49 AND were present when the incident occurred.

**Question Text:** Research shows that pregnant women may be at a higher risk of being the victim of a violent crime.

**^WERE\_WAS\_C ^YOU\_NAME pregnant at the time of this incident?**

**Fills:** WERE\_WAS\_C

**Instructions:** If SELFPROXY eq 2 fill WERE\_WAS\_C with "Were"  
Else fill WERE\_WAS\_C with "Was".

**Fills:** YOU\_NAME

**Instructions:** If SELFPROXY eq 2 fill YOU\_NAME with "you"  
Else fill YOU\_NAME with ^NAME.

**Type:** Enumerated

**Length:** 1

**Answer List:** TYesNo

Value:	Mnemonic:	Description:
1	Yes	Yes
2	No	No

- Don't Know
- Refuse
- Empty

On Input

On Output

Array:

**Special Instructions:** This ITEM is an Editing/Coding instrument item.

Starting in July 2008 this Item will be onpath after going through the EMOTIONAL\_TOLL block when the respondent reported a violent crime (i.e. ATTACK or TRYATTACK or THREATEN eq 1 or WHATHAPPEN eq 14 or 15)

**Skip Instructions:** PROTECTSELF

Field

## PROTECTSELF

BNCVS2. ACTION\_OFFENDER.PROTECTSELF

**Description:** Did respondent do anything to protect themselves or their property

**Form Pane Label:** Protect Self

**SAS Name:**

**Tag Name:** PROTECTSELF

**Inherited Universe:** INCINDEX ge 1 and SKIPMID ne 1

**Universe:** HHMEMBERPRESENT eq 1 and WHICHMEMBER eq 1,2,DK,RF.

**Universe Description:** Respondent was present during the incident or coded who was present as Don't Know or Refused.

**Question Text:** Did ^YOU\_NAME do anything with the idea of protecting ^YOURSELF\_HIMSELF\_HERSELFCAP or ^YOUR\_HIS\_HER PROPERTY while the incident was going on?

**Fills:** YOU\_NAME

**Instructions:** If SELFPROXY eq 2 fill YOU\_NAME with "you"  
Else fill YOU\_NAME with ^NAME.

**Fills:** YOURSELF\_HIMSELF\_HERSELFCAP

**Instructions:** If SELFPROXY eq 2 fill YOURSELF\_HIMSELF\_HERSELFCAP with "YOURSELF"  
Elseif SELFPROXY eq 4 AND SEX eq 1 fill YOURSELF\_HIMSELF\_HERSELFCAP with "HIMSELF"  
Elseif SELFPROXY eq 4 AND SEX eq 2 fill YOURSELF\_HIMSELF\_HERSELFCAP with "HERSELF"  
Elseif SELFPROXY eq 4 AND SEX ne 1 or 2 fill YOURSELF\_HIMSELF\_HERSELFCAP with ^NAME.

**Fills:** YOUR\_HIS\_HER

**Instructions:** If SELFPROXY eq 2 fill YOUR\_HIS\_HER with "your"  
Elseif SELFPROXY eq 4 AND SEX eq 1 fill YOUR\_HIS\_HER with "his"  
Elseif SELFPROXY eq 4 AND SEX eq 2 fill YOUR\_HIS\_HER with "her"  
Elseif SELFPROXY eq 4 AND SEX ne 1 or 2 fill YOUR\_HIS\_HER with ^NAME.  
(fill with the first and last name of L\_NO collecting demographic information for)

**Type:** Enumerated

**Length:** 1

---

**Answer List:** Yes\_No\_Protect

---

Value:	Mnemonic:	Description:
1		Yes
2		No/took no action/kept still

---

- Don't Know
- Refuse
- Empty

- On Input
- On Output

**Array:**

**Special Instructions:** This ITEM is an Editing/Coding instrument item.

Starting in July 2008 this item will be onpath after going through the EMOTIONAL\_TOLL block when the respondent reported a violent crime (i.e. ATTACK or TRYATTACK or THREATEN eq 1 or WHATHAPPEN eq 14 or 15)

**Skip Instructions:** If PROTECTSELF eq 1 goto ACTIONSDURINGINC  
Else goto DURINGINCIDENT



Field

## DURINGINCIDENT

BNCVS2. ACTION\_OFFENDER.DURINGINCIDENT

**Description:** Did respondent do anything about incident while it was going on

**Form Pane Label:** Did anything

**SAS Name:**

**Tag Name:** DURINGINCIDENT

**Inherited Universe:** INCINDEX ge 1 and SKIPMID ne 1

**Universe:** PROTECTSELF eq 2, DK, RF

**Universe Description:** Respondent did not protect self while incident occurred.

**Question Text:** Was there anything ^YOU\_NAME did or tried to do about the incident while it was going on?

**Fills:** YOU\_NAME

**Instructions:** If SELFPROXY eq 2 fill YOU\_NAME with "you"  
Else fill YOU\_NAME with ^NAME.

**Type:** Enumerated

**Length:** 1

**Answer List:** Yes\_No\_Protect

Value:	Mnemonic:	Description:
1		Yes
2		No/took no action/kept still

Don't Know

Refuse

Empty

On Input

On Output

**Array:**

**Special Instructions:** This ITEM is an Editing/Coding instrument item.

**Skip Instructions:** If DURINGINCIDENT eq 1 goto ACTIONSDURINGINC  
Else goto ANYONEPRESENT

# ACTIONS DURING INC

Field

BNCVS2.ACTION\_OFFENDER.ACTIONS DURING INC

**Description:** The respondent attacked or threatened the offender or defended themselves from the attack

**Form Pane Label:** Actions defended

**SAS Name:**

**Tag Name:** ACTIONS DURING INC

**Inherited Universe:** INCINDEX ge 1 and SKIPMID ne 1

**Universe:** DURING INCIDENT = 1 OR  
 PROTECTSELF = 1

**Universe Description:** Respondent protected self during incident or did something about the incident as it transpired.

**Question Text:** What did ^YOU\_HE\_SHE do?

✦ **Probe:** (Anything else?)

✦ Enter all that apply, separate with commas.

**Fills:** YOU\_HE\_SHE

**Instructions:** If SELFPROXY eq 2 fill YOU\_HE\_SHE with "you"

Elseif SELFPROXY eq 4 AND SEX eq 1 fill YOU\_HE\_SHE with "he"

Elseif SELFPROXY eq 4 AND SEX eq 2 fill YOU\_HE\_SHE with "she"

Elseif SELFPROXY eq 4 AND SEX is blank fill YOU\_HE\_SHE with ^NAME.

**Type:** Set

**Max Number of Values:**

**Length:** 2

**Answer List:** Actions\_During\_Incident

Value:	Mnemonic:	Description:
11		<>USED PHYSICAL FORCE TOWARD OFFENDER:[n] Attacked offender with gun; fired gun
12		Attacked with other weapon
13		Attacked without weapon (hit, kicked, etc.)
14		Threatened offender with gun
15		Threatened offender with other weapon
16		Threatened to injure, no weapon
17		<>RESISTED OR CAPTURED OFFENDER:[n] Defended self or property

---

	(struggled, ducked, blocked blows, held onto property)
18	Chased, tried to catch or hold offender
19	<>SCARED OR WARNED OFF OFFENDER:[n] Yelled at offender, turned on lights, threatened to call police, etc.
20	<>PERSUADED OR APPEASED OFFENDER:[n] Cooperated, or pretended to (stalled, did what they asked)
21	Argued, reasoned, pleaded, bargained, etc.
22	<>ESCAPED OR GOT AWAY:[n] Ran or drove away, or tried; hid, locked door
23	<>GOT HELP OR GAVE ALARM:[n] Called police or guard
24	Tried to attract attention or help, warn others (cried out for help, called children inside)
25	<>REACTED TO PAIN OR EMOTION:[n] Screamed from pain or fear
26	<>OTHER:[n] Other - Specify

---

- Don't Know
- Refuse
- Empty

- On Input
- On Output

Array:

**Special Instructions:** This ITEM is an Editing/Coding instrument item.

**Skip Instructions:** If ACTIONSDURINGINC = 26 goto ACTIONSDURINGINC\_SPEC  
Elseif INJURY = 12..21 goto INJACTION  
Else if INJURY=11, DK, RF, empty goto INJACTIONHELP  
Else goto HELP

---

## ACTIONSURINGINC\_SPEC

Field

BNCVS2. ACTION\_OFFENDER.ACTIONSDURINGINC\_SPEC

---

**Description:** Write-in entry for actions the respondent took to defend themselves/property

**Form Pane Label:** Actions Specify

**SAS Name:**

**Tag Name:** ACTIONSURINGINC\_SPEC

**Inherited Universe:** INCINDEX ge 1 and SKIPMID ne 1

**Universe:** ACTIONSURINGINC = 26

### Universe Description:

**Question Text:** [+Please specify what ^YOU\\_HE\\_SHE did.](#)

**Fills:** YOU\_HE\_SHE

**Instructions:** If SELFPROXY eq 2 fill YOU\_HE\_SHE with "you"

Elseif SELFPROXY eq 4 AND SEX eq 1 fill YOU\_HE\_SHE with "he"

Elseif SELFPROXY eq 4 AND SEX eq 2 fill YOU\_HE\_SHE with "she"

Elseif SELFPROXY eq 4 AND SEX is blank fill YOU\_HE\_SHE with ^NAME.

**Type:** String

**Length:** 35

Don't Know

Refuse

Empty

On Input

On Output

**Array:**

**Special Instructions:** This ITEM is an Editing/Coding instrument item.

**Skip Instructions:** If INJURY = 12..21 then goto INJACTION  
else goto INJACTIONHELP

Field

**INJECTION**  
BNCVS2. ACTION\_OFFENDER.INJECTION

**Description:** Did the respondent's action occur before, during, or after they were injured

**Form Pane Label:** When action taken

**SAS Name:**

**Tag Name:** INJECTION

**Inherited Universe:** INCINDEX ge 1 and SKIPMID ne 1

**Universe:** ACTIONSDURINGINC and INJURY eq 12..21

**Universe Description:**

**Question Text:** Did ^YOU\_NAME take these actions before, after, or at the same time that ^YOU\_HE\_SHE ^WERE\_WAS injured?

✦ Enter all that apply, separate with commas.

**Fills:** YOU\_NAME

**Instructions:** If SELFPROXY eq 2 fill YOU\_NAME with "you"  
Else fill YOU\_NAME with ^NAME.

**Fills:** YOU\_HE\_SHE

**Instructions:** If SELFPROXY eq 2 fill YOU\_HE\_SHE with "you"  
Elseif SELFPROXY eq 4 AND SEX eq 1 fill YOU\_HE\_SHE with "he"  
Elseif SELFPROXY eq 4 AND SEX eq 2 fill YOU\_HE\_SHE with "she"  
Elseif SELFPROXY eq 4 AND SEX is blank fill YOU\_HE\_SHE with ^NAME.

**Fills:** WERE\_WAS

**Instructions:** If SELFPROXY eq 2 fill WERE\_WAS with "were"  
Else fill WERE\_WAS with "was".

**Type:** Set

**Max Number of Values:**

**Length:** 1

**Answer List:** Actions\_Taken\_When

Value:	Mnemonic:	Description:
1		Actions taken before injury
2		Actions taken after injury

---

3

Actions taken at same time as injury

---

- Don't Know
- Refuse
- Empty

- On Input
- On Output

Array:

**Special Instructions:** This ITEM is an Editing/Coding instrument item.

**Skip Instructions:** INJACTIONHELP

Field

## INJECTIONHELP

BNCVS2. ACTION\_OFFENDER.INJECTIONHELP

**Description:** Did the respondent's actions help the situation

**Form Pane Label:** Actions help

**SAS Name:**

**Tag Name:** INJECTIONHELP

**Inherited Universe:** INCINDEX ge 1 and SKIPMID ne 1

**Universe:** ACTIONSDURINGINC and INJURY = 11, DK, RF, or "empty"

**Universe Description:** (02.13.07-cds- I think the universe should only be ACTIONSDURINGINC since INJECTIONHELP is asked regardless of whether injuries were reported. When there are injuries the instrument should go from ACTIONSDURINGINC to INJECTION and then to INJECTIONHELP. The instrument is working correctly in v10.01)

**Question Text:** Did ^ANYOF ^YOUR\_HIS\_HER ^ACTION\_ACTIONS help the situation in any way?

✦ **Probe:** (Did ^YOUR\_HIS\_HER ^ACTION\_ACTIONS help ^YOU\_HIM\_HER avoid injury, protect ^YOUR\_HIS\_HER property, escape from the offender - or ^WASIT\_WERETHEY helpful in some other way?)

**Fills:** ANYOF

**Instructions:** If ACTIONSDURINGINC has two or more responses (not counting R or 00) fill ANYOF with "any of"  
Else leave ANYOF blank

**Fills:** YOUR\_HIS\_HER

**Instructions:** If SELFPROXY eq 2 fill YOUR\_HIS\_HER with "your"  
Elseif SELFPROXY eq 4 AND SEX eq 1 fill YOUR\_HIS\_HER with "his"  
Elseif SELFPROXY eq 4 AND SEX eq 2 fill YOUR\_HIS\_HER with "her"  
Elseif SELFPROXY eq 4 AND SEX ne 1 or 2 fill YOUR\_HIS\_HER with ^NAME.  
(fill with the first and last name of L\_NO collecting demographic information for)

**Fills:** ACTION\_ACTIONS

**Instructions:** If ACTIONSDURINGINC has two or more responses (not counting RF or DK) fill ACTION\_ACTIONS with "actions"  
Else FILL ACTION\_ACTIONS WITH "action".

**Fills:** YOU\_HIM\_HER

**Instructions:** If SELFPROXY eq 2 fill YOU\_HIM\_HER with "you"  
Elseif SELFPROXY eq 4 AND SEX eq 1 fill YOU\_HIM\_HER with "him"  
Elseif SELFPROXY eq 4 AND SEX eq 2 fill YOU\_HIM\_HER with "her"  
Elseif SELFPROXY eq 4 AND SEX ne 1 or 2 fill YOU\_HIM\_HER with ^NAME.

**Fills:** WASIT\_WERETHEY

**Instructions:** If ACTIONSDURINGINC has two or more responses (not counting RF or DK) fill  
WASIT\_WERETHEY with "were they"  
Else fill WASIT\_WERETHEY with "was it".

**Type:** Enumerated  
**Length:** 1

**Answer List:** TYes\_No\_Dk

Value:	Mnemonic:	Description:
1		Yes
2		No
3		Don't know

Don't Know  
 Refuse  
 Empty

On Input  
 On Output

**Array:**

**Special Instructions:** This ITEM is an Editing/Coding instrument item.

**Skip Instructions:** If INJACTIONHELP = 1 goto HELP  
Else goto ACTIONWORSE



Field

**HELP**

BNCVS2. ACTION\_OFFENDER.HELP

**Description:** How were the respondent's actions helpful

**Form Pane Label:** How helpful

**SAS Name:**

**Tag Name:** HELP

**Inherited Universe:** INCINDEX ge 1 and SKIPMID ne 1

**Universe:** INJACTIONHELP eq 1

**Universe Description:**

**Question Text:** How were they helpful?

✦ **Probe:** (Any other way?)

✦ Enter all that apply, separate with commas.

**Type:** Set

**Max Number of Values:**

**Length:** 1

**Answer List:** How\_Helpful

Value:	Mnemonic:	Description:
1		Helped avoid injury or greater injury to ^RESPONDENT_VICTIM
2		Scared or chased offender off
3		Helped ^RESPONDENT_VICTIM get away from offender
4		Protected property
5		Protected other people
6		Other - Specify

- Don't Know
- Refuse
- Empty

- On Input
- On Output

**Array:**

**Special Instructions:** This ITEM is an Editing/Coding instrument item.

**Skip Instructions:** If HELP eq 6 then goto HELP\_SPEC

Else goto ACTIONWORSE

---

Field

**HELP\_SPEC**  
BNCVS2. ACTION\_OFFENDER.HELP\_SPEC

---

**Description:** Write-in entry for how the respondent's actions were helpful

**Form Pane Label:** Helpful Specify

**SAS Name:**

**Tag Name:** HELP\_SPEC

**Inherited Universe:** INCINDEX ge 1 and SKIPMID ne 1

**Universe:** HELP = 6

**Universe Description:**

**Question Text:** [+Please specify how were they helpful.](#)

**Type:** String

**Length:** 35

Don't Know

Refuse

Empty

On Input

On Output

**Array:**

**Special Instructions:** This ITEM is an Editing/Coding instrument item.

**Skip Instructions:** ACTIONWORSE

---

## ACTIONWORSE

Field

BNCVS2. ACTION\_OFFENDER.ACTIONWORSE

---

**Description:** Did the respondent's actions make the situation worse

**Form Pane Label:** Action worse

**SAS Name:**

**Tag Name:** ACTIONWORSE

**Inherited Universe:** INCINDEX ge 1 and SKIPMID ne 1

**Universe:** INJACTIONHELP

### Universe Description:

**Question Text:** Did ^ANYOF ^YOUR\_HIS\_HER ^ACTION\_ACTIONS make the situation worse in any way?

\* **Probe:** (Did ^YOUR\_HIS\_HER ^ACTION\_ACTIONS lead to injury, greater injury, loss of property, make the offender angrier, or make the situation worse in some other way?)

**Fills:** ANYOF

**Instructions:** If ACTIONSDURINGINC has two or more responses (not counting R or 00) fill ANYOF with "any of"  
Else leave ANYOF blank

**Fills:** YOUR\_HIS\_HER

**Instructions:** If SELFPROXY eq 2 fill YOUR\_HIS\_HER with "your"  
Elseif SELFPROXY eq 4 AND SEX eq 1 fill YOUR\_HIS\_HER with "his"  
Elseif SELFPROXY eq 4 AND SEX eq 2 fill YOUR\_HIS\_HER with "her"  
Elseif SELFPROXY eq 4 AND SEX ne 1 or 2 fill YOUR\_HIS\_HER with ^NAME.  
(fill with the first and last name of L\_NO collecting demographic information for)

**Fills:** ACTION\_ACTIONS

**Instructions:** If ACTIONSDURINGINC has two or more responses (not counting RF or DK) fill ACTION\_ACTIONS with "actions"  
Else FILL ACTION\_ACTIONS WITH "action".

**Type:** Enumerated

**Length:** 1

**Answer List:** TYes\_No\_Dk

---

Value:	Mnemonic:	Description:
1		Yes
2		No
3		Don't know

---

- Don't Know
- Refuse
- Empty

- On Input
- On Output

Array:

**Special Instructions:** This ITEM is an Editing/Coding instrument item.

**Skip Instructions:** If ACTIONWORSE eq 1 goto WORSE  
Else goto ANYONEPRESENT

## WORSE

Field

BNCVS2. ACTION\_OFFENDER.WORSE

**Description:** How did the respondent's actions make the situation worse

**Form Pane Label:** How worse

**SAS Name:**

**Tag Name:** WORSE

**Inherited Universe:** INCINDEX ge 1 and SKIPMID ne 1

**Universe:** ACTIONWORSE eq 1

### Universe Description:

**Question Text:** How did they make the situation worse?

✦ **Probe:** (Any other way?)

✦ Enter all that apply, separate with commas.

**Type:** Set

**Max Number of Values:**

**Length:** 1

**Answer List:** How\_Make\_Worse

Value:	Mnemonic:	Description:
1		Led to injury or greater injury to ^RESPONDENT_VICTIM
2		Caused greater loss of property or damage to property
3		Other people got hurt (worse)
4		Offender got away
5		Made offender angrier, more aggressive, etc.
6		Other - Specify

- Don't Know  
 Refuse  
 Empty

- On Input  
 On Output

**Array:**

**Special Instructions:** This ITEM is an Editing/Coding instrument item.

**Skip Instructions:** If WORSE eq 6 goto WORSE\_SPEC

Else ANYONEPRESENT

---

## WORSE\_SPEC

Field

BNCVS2. ACTION\_OFFENDER.WORSE\_SPEC

---

**Description:** Write-in entry for how the respondent's actions made the situation worse

**Form Pane Label:** Worse Specify

**SAS Name:**

**Tag Name:** WORSE\_SPEC

**Inherited Universe:** INCINDEX ge 1 and SKIPMID ne 1

**Universe:** WORSE = 6

### Universe Description:

**Question Text:** [+Please specify how the respondent's actions made the situation worse.](#)

**Type:** String

**Length:** 35

Don't Know

Refuse

Empty

On Input

On Output

**Array:**

**Special Instructions:** This ITEM is an Editing/Coding instrument item.

**Skip Instructions:** ANYONEPRESENT



Field

**ANYONEPRESENT**

BNCVS2. ACTION\_OFFENDER.ANYONEPRESENT

**Description:** Were others present during the incident

**Form Pane Label:** Others present

**SAS Name:**

**Tag Name:** ANYONEPRESENT

**Inherited Universe:** INCINDEX ge 1 and SKIPMID ne 1

**Universe:** ATTACK\  
TRYATTACK\  
THREATEN

**Universe Description:**

**Question Text:** Was anyone present during the incident besides ^YOU\_NAME and the offender? (Other than children under age 12.)

**Fills:** YOU\_NAME

**Instructions:** If SELFPROXY eq 2 fill YOU\_NAME with "you"  
Else fill YOU\_NAME with ^NAME.

**Type:** Enumerated

**Length:** 1

**Answer List:** TYes\_No\_Dk

Value:	Mnemonic:	Description:
1		Yes
2		No
3		Don't know

- Don't Know  
 Refuse  
 Empty

- On Input  
 On Output

**Array:**

**Special Instructions:** This ITEM is an Editing/Coding instrument item.

**Skip Instructions:** If ANYONEPRESENT eq 1 goto OTHERSACTIONS

Elseif ACTIONSURINGINC in 11..16 goto FIRSTTOUSEFORCE  
Else goto ONEORMOREOFFENDERS

Field

## OTHERSACTIONS

BNCVS2. ACTION\_OFFENDER.OTHERSACTIONS

**Description:** Did other people who were present help the situation

**Form Pane Label:** Others helpful

**SAS Name:**

**Tag Name:** OTHERSACTIONS

**Inherited Universe:** INCINDEX ge 1 and SKIPMID ne 1

**Universe:** ANYONEPRESENT = 1\

### Universe Description:

**Question Text:** Did the actions of [this person/any of these people] help the situation in any way?

**Type:** Enumerated

**Length:** 1

**Answer List:** TYes\_No\_Dk

Value:	Mnemonic:	Description:
1		Yes
2		No
3		Don't know

- Don't Know
- Refuse
- Empty

- On Input
- On Output

**Array:**

**Special Instructions:** This ITEM is an Editing/Coding instrument item.

**Skip Instructions:** If OTHERSACTIONS = 1 then goto HOWOTHERSHELP  
else goto OTHERSACTIONSWORSE

## HOWOTHERSHELP

Field

BNCVS2. ACTION\_OFFENDER.HOWOTHERSHELP

**Description:** How were the actions of others present helpful

**Form Pane Label:** How others helpful

**SAS Name:**

**Tag Name:** HOWOTHERSHELP

**Inherited Universe:** INCINDEX ge 1 and SKIPMID ne 1

**Universe:** OTHERSACTIONS eq 1

**Universe Description:**

**Question Text:** How did they help the situation?

✦ **Probe:** (Any other way?)

✦ Enter all that apply, separate with commas.

**Type:** Set

**Max Number of Values:**

**Length:** 1

**Answer List:** How\_Helpful

Value:	Mnemonic:	Description:
1		Helped avoid injury or greater injury to ^RESPONDENT_VICTIM
2		Scared or chased offender off
3		Helped ^RESPONDENT_VICTIM get away from offender
4		Protected property
5		Protected other people
6		Other - Specify

- Don't Know  
 Refuse  
 Empty

- On Input  
 On Output

**Array:**

**Special Instructions:** This ITEM is an Editing/Coding instrument item.

**Skip Instructions:** If HOWOTHERSHELP eq 6 goto HOWOTHERSHELP\_SPEC

Else goto OTHERSACTIONSWORSE

---

## HOWOTHERSHELP\_SPEC

Field

BNCVS2. ACTION\_OFFENDER.HOWOTHERSHELP\_SPEC

---

**Description:** Write-in entry for how other peoples actions were helpful to the situation

**Form Pane Label:** Others help Specify

**SAS Name:**

**Tag Name:** HOWOTHERSHELP\_SPEC

**Inherited Universe:** INCINDEX ge 1 and SKIPMID ne 1

**Universe:** HOWOTHERSHELP = 6

### Universe Description:

**Question Text:** [+Please specify how they helped the situation.](#)

**Type:** String

**Length:** 35

Don't Know

Refuse

Empty

On Input

On Output

**Array:**

**Special Instructions:** This ITEM is an Editing/Coding instrument item.

**Skip Instructions:** OTHERSACTIONSWORSE

Field

## OTHERSACTIONSWORSE

BNCVS2. ACTION\_OFFENDER.OTHERSACTIONSWORSE

**Description:** Did the actions of others who were present make the situation worse

**Form Pane Label:** Others worse

**SAS Name:**

**Tag Name:** OTHERSACTIONSWORSE

**Inherited Universe:** INCINDEX ge 1 and SKIPMID ne 1

**Universe:** OTHERSACTIONS

### Universe Description:

**Question Text:** Did the actions of [this person/any of these people] make the situation worse in any way?

**Type:** Enumerated

**Length:** 1

**Answer List:** TYes\_No\_Dk

Value:	Mnemonic:	Description:
1		Yes
2		No
3		Don't know

- Don't Know
- Refuse
- Empty

- On Input
- On Output

**Array:**

**Special Instructions:** This ITEM is an Editing/Coding instrument item.

**Skip Instructions:** If OTHERSACTIONSWORSE = 1 then goto OTHWORSE  
else goto PERSONHARMED

## OTHWORSE

Field

BNCVS2. ACTION\_OFFENDER.OTHWORSE

**Description:** How did the actions of others present make the situation worse

**Form Pane Label:** Others worse how

**SAS Name:**

**Tag Name:** OTHWORSE

**Inherited Universe:** INCINDEX ge 1 and SKIPMID ne 1

**Universe:** OTHERSACTIONWORSE = 1

**Universe Description:**

**Question Text:** How did they make the situation worse?

✦ **Probe:** (Any other way?)

✦ Enter all that apply, separate with commas.

**Type:** Set

**Max Number of Values:**

**Length:** 1

**Answer List:** How\_Make\_Worse

Value:	Mnemonic:	Description:
1		Led to injury or greater injury to ^RESPONDENT_VICTIM
2		Caused greater loss of property or damage to property
3		Other people got hurt (worse)
4		Offender got away
5		Made offender angrier, more aggressive, etc.
6		Other - Specify

- Don't Know
- Refuse
- Empty

- On Input
- On Output

**Store Instructions:** This ITEM is an Editing/Coding instrument item.

**Array:**

**Skip Instructions:** If OTHWORSE = 6 then goto OTHWORSE\_SPEC



else goto PERSONSHARMED

---

## OTHWORSE\_SPEC

Field

BNCVS2. ACTION\_OFFENDER.OTHWORSE\_SPEC

---

**Description:** Write-in entry for how others made the situation worse

**Form Pane Label:** Others worse Specify

**SAS Name:**

**Tag Name:** OTHWORSE\_SPEC

**Inherited Universe:** INCINDEX ge 1 and SKIPMID ne 1

**Universe:** OTHWORSE = 6

### Universe Description:

**Question Text:** [+Please specify how they made the situation worse.](#)

**Type:** String

**Length:** 35

Don't Know

Refuse

Empty

On Input

On Output

**Array:**

**Special Instructions:** This ITEM is an Editing/Coding instrument item.

**Skip Instructions:** PERSONSHARMED

Field

## PERSONSHARMED

BNCVS2. ACTION\_OFFENDER.PERSONSHARMED

**Description:** Were any other persons present harmed or threatened

**Form Pane Label:** Persons harmed

**SAS Name:**

**Tag Name:** PERSONSHARMED

**Inherited Universe:** INCINDEX ge 1 and SKIPMID ne 1

**Universe:** OTHERSACTIONS WORSE

### Universe Description:

**Question Text:** Not counting ^YOURSELF\_NAME, were any of these persons present during the incident harmed <>(PAUSE)[n], threatened with harm <>(PAUSE)[n], or robbed by force or threat of harm? (Do not include ^YOURSELF\_NAME, the offender, or children under 12 years of age.)

**Fills:** YOURSELF\_NAME

**Instructions:** If SELFPROXY eq 2 fill YOURSELF\_NAME with "yourself"  
Else fill YOURSELF\_NAME with ^NAME.

**Type:** Enumerated

**Length:** 1

**Answer List:** TYes\_No\_Dk

Value:	Mnemonic:	Description:
1		Yes
2		No
3		Don't know

- Don't Know
- Refuse
- Empty

- On Input
- On Output

**Array:**

**Special Instructions:** This ITEM is an Editing/Coding instrument item.

**Skip Instructions:** If PERSONSHARMED = 1 then goto PERSONSHARMEDNUM

else if ACTIONSDURINGINC = 11..16 then goto FIRSTTOUSEFORCE  
else goto ONEORMOREOFFENDERS

Field

## PERSONSHARMEDNUM

BNCVS2. ACTION\_OFFENDER.PERSONSHARMEDNUM

**Description:** How many persons were harmed or threatened

**Form Pane Label:** How many harmed

**SAS Name:**

**Tag Name:** PERSONSHARMEDNUM

**Inherited Universe:** INCINDEX ge 1 and SKIPMID ne 1

**Universe:** PERSONSHARMED = 1

### Universe Description:

**Question Text:** How many?

(Do not include ^YOURSELF\_NAME, the offender, or children under 12 years of age.)

**Fills:** YOURSELF\_NAME

**Instructions:** If SELFPROXY eq 2 fill YOURSELF\_NAME with "yourself"

Else fill YOURSELF\_NAME with ^NAME.

**Type:** Integer

**Length:** 2

**Min:** 1

**Max:** 30

Don't Know

Refuse

Empty

On Input

On Output

**Array:**

**Special Instructions:** If there is only one household member (HIGHLNO eq 1), then instrument should skip to either FIRSTTOUSEFORCE or ONEORMOREOFFENDERS

This ITEM is an Editing/Coding instrument item.

**Skip Instructions:** If HIGHLNO eq 1 AND ACTIONSDURINGINC eq 11..16 goto FIRSTTOUSEFORCE

Elseif HIGHLNO eq 1 goto ONEORMOREOFFENDERS

Else goto HHMEMHARMED

---

## HHMEMHARMED

Field

BNCVS2. ACTION\_OFFENDER.HHMEMHARMED

---

**Description:** How many persons harmed (from PERSONSHARMEDNUM) are household members

**Form Pane Label:** How many from HH

**SAS Name:**

**Tag Name:** HHMEMHARMED

**Inherited Universe:** INCINDEX ge 1 and SKIPMID ne 1

**Universe:** PERSONSHARMEDNUM AND HIGHLNO ne 1

**Universe Description:** PERSONSHARMEDNUM when there is more than one household member on the roster.

**Question Text:** How many of these persons are members of ^YOUR\_NAME^NMS household now?

(Do not include ^YOURSELF\_NAME, the offender, or children under 12 years of age.)

\* NUMBER OF HHLN MEMBERS 12 YEARS AND OLDER: ^NCVSELIG

\* NUMBER OF PERSONS PRESENT: ^NUMHARMED

**Fills:** YOUR\_NAME

**Instructions:** If SELFPROXY eq 2 fill YOUR\_NAME with "your"  
Else fill YOUR\_NAME with ^NAME.

**Fills:** NMS

**Instructions:** If SELFPROXY eq 4 fill NMS with ""s"  
Else leave NMS blank.

**Fills:** YOURSELF\_NAME

**Instructions:** If SELFPROXY eq 2 fill YOURSELF\_NAME with "yourself"  
Else fill YOURSELF\_NAME with ^NAME.

**Fills:** NCVSELIG

**Instructions:** Fill NCVSELIG with TOTPELIG

This fill displays the number of persons on the roster where MEMBER eq 1 and AGER ge 2 in NCVSELIG. CASES used the following code to determine this

number...

```
Store 0 in NCVSELIG
Store 0 in INDEX9
Roster begin persons
If NAME_DEL eq D then next member persons/Endif
Store 1 in PELIG
If SELFPROXY eq 4 then store 3 in PELIG/Endif
If NONINTFLAG eq 1 then store 5 in PELIG/Endif
If NONINTFLAG ge 2 then store 7 in PELIG/Endif
If AGER eq 1 then store 8 in PELIG/Endif
If MEMBER eq 2 then store 9 in PELIG/Endif
If MEMBER eq 3 then store 9 in PELIG/Endif
If DELUNDEL ge 1 then store 10 in PELIG/Endif
If LOCKTOP eq 2 then store 6 in PELIG/Endif
If PELIG le 7 then add 1 to INDEX9/Endif
Roster end persons
Store INDEX9 in NCVSELIG/End
```

**Fills:** NUMHARMED

**Instructions:** Fill NUMHARMED with the entry from PERSONSHARMEDNUM

**Type:** Integer

**Length:** 2

**Min:** 0

**Max:** 30

Don't Know  
 Refuse  
 Empty

On Input  
 On Output

**Array:**

**Special Instructions:** This ITEM is an Editing/Coding instrument item.

**Skip Instructions:** If HHMEMHARMED eq 0,RF and ACTIONSDURINGINC in 11..16 goto  
FIRSTTOUSEFORCE  
Elseif HHMEMNARMED eq 0,RF goto ONEORMOREOFFENDERS  
Elseif HHMEMHARMED in 1..30 goto HHMEMHARMED\_NAMES

## HHMEMHARMED\_NAMES

Field

BNCVS2. ACTION\_OFFENDER.HHMEMHARMED\_NAMES

**Description:** Which NCVS eligible household members were harmed or threatened during the incident

**Form Pane Label:** Who harmed

**SAS Name:**

**Tag Name:** HHMEMHARMED\_NAMES

**Inherited Universe:** INCINDEX ge 1 and SKIPMID ne 1

**Universe:** HHMEMHARMED ne 0

**Universe Description:**

**Question Text:** ♦ If not sure ask:

**Who are these household members? (Do not include ^YOURSELF\_NAME, the offender, or children under 12 years of age)**

♦ Enter the line number(s) of other household members, separate with commas.

**Fills:** YOURSELF\_NAME

**Instructions:** If SELFPROXY eq 2 fill YOURSELF\_NAME with "yourself"

Else fill YOURSELF\_NAME with ^NAME.

**Type:** Set

**Max Number of Values:**

**Length:** 2

**Answer List:** Which\_HHM\_Present

Value:	Mnemonic:	Description:
01		^L_NO ^NAME
02		^L_NO ^NAME
03		^L_NO ^NAME
04		^L_NO ^NAME
05		^L_NO ^NAME
06		^L_NO ^NAME
07		^L_NO ^NAME
08		^L_NO ^NAME
09		^L_NO ^NAME
10		^L_NO ^NAME



---

11	^L_NO ^NAME
12	^L_NO ^NAME
13	^L_NO ^NAME
14	^L_NO ^NAME
15	^L_NO ^NAME
16	^L_NO ^NAME
17	^L_NO ^NAME
18	^L_NO ^NAME
19	^L_NO ^NAME
20	^L_NO ^NAME
21	^L_NO ^NAME
22	^L_NO ^NAME
23	^L_NO ^NAME
24	^L_NO ^NAME
25	^L_NO ^NAME
26	^L_NO ^NAME
27	^L_NO ^NAME
28	^L_NO ^NAME
29	^L_NO ^NAME
30	^L_NO ^NAME

---

- Don't Know
- Refuse
- Empty

- On Input
- On Output

Array:

**Special Instructions:** The answer list for this field will be comprised of all NCVS eligible household members, excluding the current respondent.(Current respondent is CURRENTRESPLINE)  
So a roster will need to be created and filled based on the people listed on the household roster who are eligible for the NCVS (household members 12 and older(MEMBER =1 and AGER ge 2)

This ITEM is an Editing/Coding instrument item.

**Skip Instructions:** If HHMEMHARMED\_NAMES ((eq CURRENTRESPLINE or L\_NO for a person with MEMBER ne 1 or L\_NO for a person with AGER lt 2) or (gt HIGHLNO)) goto HHMEMHARMED\_NAMES\_CHK  
Elseif ACTIONSDURINGINC eq 11..16 goto FIRSTTOUSEFORCE

Else goto ONEORMOREOFFENDERS

---

Check

**HHMEMHARMED\_NAMES\_CK**  
BNCVS2. ACTION\_OFFENDER.HHMEMHARMED\_NAMES\_CK

---

**Description:** Edit check for invalid line number entry in HHMEMHARMED\_NAMES

**Inherited Universe:** INCINDEX ge 1 and SKIPMID ne 1

**Universe:** HHMEMBERHARMED\_NAMES \  
eq CURRENTRESPLINE or\  
eq L\_NO for a person with MEMBER ne 1 or \  
gt HIGHLNO or\  
eq L\_NO for a person with AGER lt 2

**Universe Description:** Invalid line number (i.e., current respondent, nonmember, no such line number, or line number under 12 years old) selected in HHMEMHARMED\_NAMES

**Text:** ♦ You selected an invalid line number.

**Check Instructions:**

**Type:** Hard

**Skip Instructions:** HHMEMHARMED\_NAMES

---

# FIRSTTOUSEFORCE

Field

BNCVS2. ACTION\_OFFENDER.FIRSTTOUSEFORCE

---

**Description:** Who was the first to use force

**Form Pane Label:** First to use force

**SAS Name:**

**Tag Name:** FIRSTTOUSEFORCE

**Inherited Universe:** INCINDEX ge 1 and SKIPMID ne 1

**Universe:** ACTIONSDURINGINC in 11..16

**Universe Description:** This Item is only asked when respondent reported using force against the offender in Item ACTIONSDURINGINC.

**Question Text:** Who was the first to use or threaten to use physical force - ^YOU\_NAME, the offender, or someone else?

**Fills:** YOU\_NAME

**Instructions:** If SELFPROXY eq 2 fill YOU\_NAME with "you"  
Else fill YOU\_NAME with ^NAME.

**Type:** Enumerated

**Length:** 1

**Answer List:** First\_To\_Use\_Force

Value:	Mnemonic:	Description:
1		^RESP_C_NAME
2		Offender(s)
3		Someone else

Don't Know

Refuse

Empty

On Input

On Output

**Array:**

**Special Instructions:** This ITEM is an Editing/Coding instrument item.

**Skip Instructions:** ONEORMOREOFFENDERS

Field

---

**KNOWLEARNOFFENDERS**  
BNCVS2. ACTION\_OFFENDER.KNOWLEARNOFFENDERS

---

**Description:** Does the respondent know or have they learned anything about the offender(s)

**Form Pane Label:** Learn about offender

**SAS Name:**

**Tag Name:** KNOWLEARNOFFENDERS

**Inherited Universe:** INCINDEX ge 1 and SKIPMID ne 1

**Universe:** HHMEMBERPRESENT = 2, DK, RF

**Universe Description:**

**Question Text:** ^DO\_DOES\_C ^YOU\_NAME know or ^HAVE\_HAS ^YOU\_HE\_SHE learned anything about the offender(s) - for instance, whether there was one or more than one offender involved, whether it was someone young or old, or male or female?

**Fills:** DO\_DOES\_C

**Instructions:** If SELFPROXY eq 2 fill DO\_DOES\_C with "Do"  
Else fill DO\_DOES\_C with "Does".

**Fills:** YOU\_NAME

**Instructions:** If SELFPROXY eq 2 fill YOU\_NAME with "you"  
Else fill YOU\_NAME with ^NAME.

**Fills:** HAVE\_HAS

**Instructions:** If SELFPROXY eq 2 fill HAVE\_HAS with "have"  
Else fill HAVE\_HAS with "has".

**Fills:** YOU\_HE\_SHE

**Instructions:** If SELFPROXY eq 2 fill YOU\_HE\_SHE with "you"  
Elseif SELFPROXY eq 4 AND SEX eq 1 fill YOU\_HE\_SHE with "he"  
Elseif SELFPROXY eq 4 AND SEX eq 2 fill YOU\_HE\_SHE with "she"  
Elseif SELFPROXY eq 4 AND SEX is blank fill YOU\_HE\_SHE with ^NAME.

**Type:** Enumerated

**Length:** 1

**Answer List:** TYesNo

---

Value:	Mnemonic:	Description:
1	Yes	Yes
2	No	No

---

- Don't Know
- Refuse
- Empty

- On Input
- On Output

Array:

**Special Instructions:** This ITEM is an Editing/Coding instrument item.

**Skip Instructions:** If KNOWLEARNOFFENDERS = 1 then goto SUREOFINFO  
else goto THEFT

Field

**SUREOFINFO**

BNCVS2. ACTION\_OFFENDER.SUREOFINFO

**Description:** How sure is the respondent of the information about the offender(s)

**Form Pane Label:** How sure

**SAS Name:**

**Tag Name:** SUREOFINFO

**Inherited Universe:** INCINDEX ge 1 and SKIPMID ne 1

**Universe:** KNOWLEARNOFFENDERS = 1

**Universe Description:**

**Question Text:** How sure ^ARE\_IS ^YOU\_HE\_SHE of this information?

^DO\_DOES\_C ^YOU\_HE\_SHE have a suspicion, ^ARE\_IS ^YOU\_HE\_SHE fairly sure or ^ARE\_IS ^YOU\_HE\_SHE certain?

**Fills:** ARE\_IS

**Instructions:** If SELFPROXY eq 2 fill ARE\_IS with "are"  
Else fill ARE\_IS with "is".

**Fills:** YOU\_HE\_SHE

**Instructions:** If SELFPROXY eq 2 fill YOU\_HE\_SHE with "you"  
Elseif SELFPROXY eq 4 AND SEX eq 1 fill YOU\_HE\_SHE with "he"  
Elseif SELFPROXY eq 4 AND SEX eq 2 fill YOU\_HE\_SHE with "she"  
Elseif SELFPROXY eq 4 AND SEX is blank fill YOU\_HE\_SHE with ^NAME.

**Fills:** DO\_DOES\_C

**Instructions:** If SELFPROXY eq 2 fill DO\_DOES\_C with "Do"  
Else fill DO\_DOES\_C with "Does".

**Type:** Enumerated

**Length:** 1

**Answer List:** How\_Sure

Value:	Mnemonic:	Description:
1		Suspicion
2		Fairly sure
3		Certain

- Don't Know
- Refuse
- Empty

- On Input
- On Output

Array:

**Special Instructions:** This ITEM is an Editing/Coding instrument item.

**Skip Instructions:** LEARNOFFENDERS



Field

## LEARNOFFENDERS

BNCVS2. ACTION\_OFFENDER.LEARNOFFENDERS

**Description:** How did the respondent learn about the offender(s)

**Form Pane Label:** How learn about off

**SAS Name:**

**Tag Name:** LEARNOFFENDERS

**Inherited Universe:** INCINDEX ge 1 and SKIPMID ne 1

**Universe:** SUREINFO\

**Universe Description:**

**Question Text:** How did ^YOU\_HE\_SHE learn about the offender(s)?

◆ **Probe:** (Any other way?)

◆ Enter all that apply, separate with commas.

**Fills:** YOU\_HE\_SHE

**Instructions:** If SELFPROXY eq 2 fill YOU\_HE\_SHE with "you"

Elseif SELFPROXY eq 4 AND SEX eq 1 fill YOU\_HE\_SHE with "he"

Elseif SELFPROXY eq 4 AND SEX eq 2 fill YOU\_HE\_SHE with "she"

Elseif SELFPROXY eq 4 AND SEX is blank fill YOU\_HE\_SHE with ^NAME.

**Type:** Set

**Max Number of Values:**

**Length:** 2

**Answer List:** How\_Learn\_Of\_Offender(s)

Value:	Mnemonic:	Description:
11		^RESPONDENT_VICTIM_C saw or heard offender
12		From other member of household who was eyewitness
13		From eyewitness(es) other than household member(s)
14		From police
15		Other person (not eyewitness)
16		Offender(s) admitted it
17		Offender(s) had threatened to do it
18		Stolen property found on offender's property or in offender's possession
19		Figured it out by who had motive, opportunity, or had done it before

---

20

Other - Specify

---

- Don't Know
- Refuse
- Empty

- On Input
- On Output

Array:

**Special Instructions:** This ITEM is an Editing/Coding instrument item.

**Skip Instructions:** If LEARNOFFENDERS eq 20 goto LEARNOFFENDERS\_SPEC  
Elseif LEARNOFFENDERS eq 11 or 12 and HHMEMBERPRESENT eq 2 goto  
NOTPRESSEEOFF\_CK  
Else goto THEFT

---

Check

## NOTPRESSEOFF\_CK

BNCVS2. ACTION\_OFFENDER.NOTPRESSEOFF\_CK

---

**Description:** Edit check to verify presence when HHMEMBERPRESENT eq "No" , but LEARNOFFENDERS is coded as if the respondent or another household member could have been present.

**Inherited Universe:** INCINDEX ge 1 and SKIPMID ne 1

**Universe:** HHMEMBERPRESENT eq 2 and LEARNOFFENDERS eq 11 or 12

**Universe Description:** Coded as not present at the HHMEMBERPRESENT field and then coded as if the respondent or another HHM saw or heard the offender.

**Text:** ♦ The answers to HHMEMBERPRESENT and LEARNOFFENDERS are inconsistent.

♦ It was recorded that the respondent and other household members were not present, but it was also reported that the respondent or other household members were eyewitnesses to the incident.

♦ Press the "Goto" button to return to HHMEMBERPRESENT or LEARNOFFENDERS to resolve this issue or the "Suppress" button to accept the inconsistency.

**Check Instructions:** HHMEMBERPRESENT and LEARNOFFENDERS should both be in the selection box of the edit check.

This edit check should be added in the Production February instrument.

**Type:** Soft

**Skip Instructions:** If "Suppress" is selected goto THEFT  
Elseif "Goto" is selected goto HHMEMBERPRESENT or LEARNOFFENDERS  
(depending on which item is selected in the selection field.  
Else goto LEARNOFFENDERS

---

## LEARNOFFENDERS\_SPEC

Field

BNCVS2. ACTION\_OFFENDER.LEARNOFFENDERS\_SPEC

---

**Description:** Write-in entry for how the respondent learned about the offender(s)

**Form Pane Label:** How learn Specify

**SAS Name:**

**Tag Name:** LEARNOFFENDERS\_SPEC

**Inherited Universe:** INCINDEX ge 1 and SKIPMID ne 1

**Universe:** LEARNOFFENDERS = 20

### Universe Description:

**Question Text:** [+Please specify how ^YOU\\_HE\\_SHE learned about the offender\(s\).](#)

**Fills:** YOU\_HE\_SHE

**Instructions:** If SELFPROXY eq 2 fill YOU\_HE\_SHE with "you"

Elseif SELFPROXY eq 4 AND SEX eq 1 fill YOU\_HE\_SHE with "he"

Elseif SELFPROXY eq 4 AND SEX eq 2 fill YOU\_HE\_SHE with "she"

Elseif SELFPROXY eq 4 AND SEX is blank fill YOU\_HE\_SHE with ^NAME.

**Type:** String

**Length:** 35

Don't Know

Refuse

Empty

On Input

On Output

**Array:**

**Special Instructions:** This ITEM is an Editing/Coding instrument item.

**Skip Instructions:** THEFT

Field

**NCVS2SEC3INTID**  
BNCVS2. ACTION\_OFFENDER.NCVS2SEC3INTID

**Description:** ID of the FR who completed the NCVS 2, Section 3 block (ActionOffender)

**Form Pane Label:**

**SAS Name:**

**Tag Name:** ncvs2sec3intid

**Inherited Universe:** INCINDEX ge 1 and SKIPMID ne 1

**Universe:**

**Universe Description:**

**Question Text:**

**Type:** Classification

**Length:** 3

- Don't Know
- Refuse
- Empty

- On Input
- On Output

**Store Instructions:** If ((ANYONEPRESENT eq 2,3,RF and ACTIONSSDURINGINC not in 11..16 or PERSONSHARMED eq 2,3,RF and ACTIONSSDURINGINC not in 11..16 or PERSONSHARMEDNUM in 1..30,DK,RF and HIGHLNO eq 1 and ACTIONSSDURINGINC not in 11..16 or HHMEMHARMED eq 0,RF and ACTIONSSDURINGINC not in 11..16 or HHMEMHARMED\_NAMES in 1..30,DK,RF and ACTIONSSDURINGINC not in 11..16 or FIRSTTOUSEFORCE eq 1-3,DK,RF or KNOWLEARNOFFENDERS eq 2,RF or LEARNOFFENDERS in 11..20,DK,RF) AND NCVS2SEC3INTID is empty)  
store INTID in NCVS2SEC3INTID and  
store USERID in NCVS2SEC3JBID

**Array:**

---

## NCVS2SEC3JBID

Field

BNCVS2. ACTION\_OFFENDER.NCVS2SEC3JBID

---

**Description:** James bond ID of the FR who completed the NCVS 2, Section 3 block  
(ActionOffender)

**Form Pane Label:**

**SAS Name:**

**Tag Name:** ncv2sec3jbid

**Inherited Universe:** INCINDEX ge 1 and SKIPMID ne 1

**Universe:**

**Universe Description:**

**Question Text:**

**Type:** Classification

**Length:** 8

- Don't Know
- Refuse
- Empty

- On Input
- On Output

**Store Instructions:** If ((ANYONEPRESENT eq 2,3,RF and ACTIONSSDURINGINC not in 11..16 or  
PERSONSHARMED eq 2,3,RF and ACTIONSSDURINGINC not in 11..16 or  
PERSONSHARMEDNUM in 1..30,DK,RF and HIGHLNO eq 1 and  
ACTIONSDDURINGINC not in 11..16 or  
HHMEMHARMED eq 0,RF and ACTIONSSDURINGINC not in 11..16 or  
HHMEMHARMED\_NAMES in 1..30,DK,RF and ACTIONSDDURINGINC not in 11..16  
or  
FIRSTTOUSEFORCE eq 1-3,DK,RF or  
KNOWLEARNOFFENDERS eq 2,RF or  
LEARNOFFENDERS in 11..20,DK,RF) AND NCVS2SEC3JBID is empty)  
store USERID in NCVS2SEC3JBID

**Array:**

---

**Block**

**RaceofOffender**  
BNCVS2.RaceofOffender

---

**Description:** These are basically the same single and multiple offender questions except the order of some of the questions was changed. Furthermore the questions HAPPEN and HAPPENSPEC are not included in this block because the revised race of offender block is only asked when the respondent reports being attacked, a victim of an attempted attack, a threat, of victim of sexual contact with or without force. HAPPEN is asked when only other household members were reported present. We have also added three new questions to comply with the OMB guidelines for asking ethnicity and race. These questions will only be asked during interview number 7 when the respondent is present and reports being the victim of a violent crime. These 3 new questions are currently being translated into Spanish.

**Tab Name:**  
**Fly Over Name:**  
**Universe Type:** If

**Inherited Universe:** INCINDEX ge 1 and SKIPMID ne 1

**Universe:**

**Universe Description:**

**Array:**

**Block Instructions:**

# HAPPEN

Field

BNCVS2.RaceofOffender.HAPPEN

**Description:** What actually happened - only other household members present

**Form Pane Label:** Actually happened

**SAS Name:**

**Tag Name:** HAPPEN

**Inherited Universe:** INCINDEX ge 1 and SKIPMID ne 1

**Universe:** WHICHMEMBER eq 3

## Universe Description:

**Question Text:** What actually happened?

✦ **Probe:** (Anything else?)

✦ Enter all that apply, separate with commas.

**Type:** Set

**Max Number of Values:**

**Length:** 2

**Answer List:** What\_Happened\_2

Value:	Mnemonic:	Description:
11	Theft	Something taken without permission
12	Att. theft	Attempted or threatened to take something
13	Harass	Harassed, argument, abusive language
14	Break-in	Forcible entry or attempted forcible entry of house/apartment
15	Car	Forcible entry or attempted forcible entry of car
16	Vandalism	Damaged or destroyed property
17	Damage	Attempted or threatened to damage or destroy property
18	Specify	Other - Specify

Don't Know

Refuse

Empty

On Input

On Output

**Array:**



**Special Instructions:** This ITEM is an Editing/Coding instrument item.

**Skip Instructions:** HAPPEN in 11..17,DK,RF goto ONEORMOREOFFENDERS  
Else goto HAPPEN\_SPEC

---

## HAPPEN\_SPEC

Field

BNCVS2.RaceofOffender.HAPPEN\_SPEC

---

**Description:** Write-in entry for what actually happened when only other household members were present

**Form Pane Label:** Actually happen Specify

**SAS Name:**

**Tag Name:** HAPPEN\_SPEC

**Inherited Universe:** INCINDEX ge 1 and SKIPMID ne 1

**Universe:** HAPPEN eq 18

**Universe Description:**

**Question Text:** [+ Please specify what actually happened.](#)

**Type:** String

**Length:** 35

Don't Know

Refuse

Empty

On Input

On Output

**Array:**

**Special Instructions:** This ITEM is an Editing/Coding instrument item.

**Skip Instructions:** ONEORMOREOFFENDERS

Field

## ONEORMOREOFFENDERS

BNCVS2.RaceofOffender.ONEORMOREOFFENDERS

**Description:** Was there one or more than one offender

**Form Pane Label:** One or more offenders

**SAS Name:**

**Tag Name:** ONEORMOREOFFENDERS

**Inherited Universe:** INCINDEX ge 1 and SKIPMID ne 1

**Universe:** HHMEMBERPRESENT eq 1

**Universe Description:** Anytime the respondent and/or another household member are present this field should be onpath.\

**Question Text:** [+ Ask or verify:](#)

**Was the crime committed by only one or by more than one offender?**

**Type:** Enumerated

**Length:** 1

**Answer List:** One\_More\_Than\_One\_Dk

Value:	Mnemonic:	Description:
1	One	Only one
2	More than one	More than one
3	Don't know	Don't know

- Don't Know
- Refuse
- Empty

- On Input
- On Output

**Array:**

**Special Instructions:** This ITEM is an Editing/Coding instrument item.

**Skip Instructions:** If ONEORMOREOFFENDERS eq 1 goto SINGOFFENDERKNEW  
Elseif ONEORMOREOFFENDERS eq 2 goto HOWMANYOFFENDERS  
Elseif ONEORMOREOFFENDERS eq 3,RF goto KNOWOFFENDERS

# KNOWOFFENDERS

Field

BNCVS2.RaceofOffender.KNOWOFFENDERS

**Description:** Does the respondent know anything about the offenders

**Form Pane Label:** Anything about offender

**SAS Name:**

**Tag Name:** KNOWOFFENDERS TEST

**Inherited Universe:** INCINDEX ge 1 and SKIPMID ne 1

**Universe:** ONEORMOREOFFENDERS = 3, RF

## Universe Description:

**Question Text:** ^DO\_DOES\_C ^YOU\_NAME know anything about one of the offenders?

**Fills:** DO\_DOES\_C

**Instructions:** If SELFPROXY eq 2 fill DO\_DOES\_C with "Do"  
Else fill DO\_DOES\_C with "Does".

**Fills:** YOU\_NAME

**Instructions:** If SELFPROXY eq 2 fill YOU\_NAME with "you"  
Else fill YOU\_NAME with ^NAME.

**Type:** Enumerated

**Length:** 1

**Answer List:** TYesNo

Value:	Mnemonic:	Description:
1	Yes	Yes
2	No	No

- Don't Know
- Refuse
- Empty

- On Input
- On Output

**Array:**

**Special Instructions:** NEED AN EDIT IF SELF INTERVIEW AND DONT KNOW IS ENTERED {don't know what this note refers to as no DK precode and not allowed as a blind entry. Maybe it

was originally - cds 10.04.11}

This ITEM is an Editing/Coding instrument item.

**Skip Instructions:** If KNOWOFFENDERS eq 1 goto SINGOFFENDERKNEW  
Elseif KNOWOFFENDERS eq 2,RF goto THEFT

# SINGOFFENDERKNEW

Field

BNCVS2.RaceofOffender.SINGOFFENDERKNEW

**Description:** Was the offender known or a stranger - single offender

**Form Pane Label:** Stranger or known

**SAS Name:**

**Tag Name:** SINGOFFENDERKNEW

**Inherited Universe:** INCINDEX ge 1 and SKIPMID ne 1

**Universe:** ONEORMOREOFFENDERS = 1 OR KNOWOFFENDERS = 1

## Universe Description:

**Question Text:** Was the offender someone ^YOU\_NAME knew or a stranger ^YOU\_HE\_SHE had never seen before?

**Fills:** YOU\_NAME

**Instructions:** If SELFPROXY eq 2 fill YOU\_NAME with "you"  
Else fill YOU\_NAME with ^NAME.

**Fills:** YOU\_HE\_SHE

**Instructions:** If SELFPROXY eq 2 fill YOU\_HE\_SHE with "you"  
Elseif SELFPROXY eq 4 AND SEX eq 1 fill YOU\_HE\_SHE with "he"  
Elseif SELFPROXY eq 4 AND SEX eq 2 fill YOU\_HE\_SHE with "she"  
Elseif SELFPROXY eq 4 AND SEX is blank fill YOU\_HE\_SHE with ^NAME.

**Type:** Enumerated

**Length:** 1

**Answer List:** Knew\_Or\_Seen\_Single\_Offender

Value:	Mnemonic:	Description:
1	Knew or had seen <del>before</del>	Knew or had seen before
2	Stranger	Stranger
3	Don't know	Don't know

- Don't Know
- Refuse
- Empty

- On Input
- On Output

**Array:**

**Special Instructions:** This ITEM is an Editing/Coding instrument item.

02/28/07 unchecked the box next to "Allow Don't Know" so that it will not be a valid value because this item already has a precode for DK. A Change Request is not needed since the instrument appears to be working correctly.

**Skip Instructions:** If SINGOFFENDERKNEW eq 1 goto SINGOFFENDERHOWWELL  
Else goto SINGOFFENDERRECOG

# SINGOFFENDERRECOG

Field

BNCVS2.RaceofOffender.SINGOFFENDERRECOG

**Description:** Able to recognize the offender - single offender

**Form Pane Label:** Recognize offender

**SAS Name:**

**Tag Name:** SINGOFFENDERRECOG

**Inherited Universe:** INCINDEX ge 1 and SKIPMID ne 1

**Universe:** SINGOFFENDERKNEW eq 2, 3, RF

## Universe Description:

**Question Text:** Would ^YOU\_HE\_SHE be able to recognize the offender if ^YOU\_HE\_SHE saw him/her?

**Fills:** YOU\_HE\_SHE

**Instructions:** If SELFPROXY eq 2 fill YOU\_HE\_SHE with "you"

Elseif SELFPROXY eq 4 AND SEX eq 1 fill YOU\_HE\_SHE with "he"

Elseif SELFPROXY eq 4 AND SEX eq 2 fill YOU\_HE\_SHE with "she"

Elseif SELFPROXY eq 4 AND SEX is blank fill YOU\_HE\_SHE with ^NAME.

**Type:** Enumerated

**Length:** 1

**Answer List:** Yes\_Notsure\_No

Value:	Mnemonic:	Description:
1	Yes	Yes
2	Not sure	Not sure (possibly or probably)
3	No	No

Don't Know

Refuse

Empty

On Input

On Output

**Array:**

**Special Instructions:** This ITEM is an Editing/Coding instrument item.

**Skip Instructions:** If SINGOFFENDERRECOG eq 1,2,DK,RF goto SINGOFFENDERSIGHT



Else goto SINGOFFENDERGENDER

# SINGOFFENDERHOWWELL

Field

BNCVS2.RaceofOffender.SINGOFFENDERHOWWELL

**Description:** How well know the offender - single offender

**Form Pane Label:** How well known

**SAS Name:**

**Tag Name:** SINGOFFENDERHOWWELL

**Inherited Universe:** INCINDEX ge 1 and SKIPMID ne 1

**Universe:** SINGOFFENDERKNEW eq 1

## Universe Description:

**Question Text:** How well did ^YOU\_HE\_SHE know the offender - by sight only, casual acquaintance, or well known?

**Fills:** YOU\_HE\_SHE

**Instructions:** If SELFPROXY eq 2 fill YOU\_HE\_SHE with "you"

Elseif SELFPROXY eq 4 AND SEX eq 1 fill YOU\_HE\_SHE with "he"

Elseif SELFPROXY eq 4 AND SEX eq 2 fill YOU\_HE\_SHE with "she"

Elseif SELFPROXY eq 4 AND SEX is blank fill YOU\_HE\_SHE with ^NAME.

**Type:** Enumerated

**Length:** 1

**Answer List:** How\_Well\_Know\_Offender(s)

Value:	Mnemonic:	Description:
1	Sight	Sight only
2	Casual acquaintance	Casual acquaintance
3	Well known	Well known

- Don't Know
- Refuse
- Empty

- On Input
- On Output

**Array:**

**Special Instructions:** This ITEM is an Editing/Coding instrument item.

**Skip Instructions:** If SINGOFFENDERHOWWELL eq 1 goto SINGOFFENDERSIGHT

Elseif SINGOFFENDERHOWWELL eq 2,3, RF goto SINGOFFENDERRELATION

# SINGOFFENDERSIGHT

Field

BNCVS2.RaceofOffender.SINGOFFENDERSIGHT

**Description:** Tell police where to find offender - single offender

**Form Pane Label:** Find offender

**SAS Name:**

**Tag Name:** SINGOFFENDERSIGHT

**Inherited Universe:** INCINDEX ge 1 and SKIPMID ne 1

**Universe:** SINGOFFENDERRECOG eq 1,2,DK,RF or SINGOFFENDERHOWWELL eq 1

## Universe Description:

**Question Text:** Would ^YOU\_NAME have been able to tell the police how they might find the offender, for instance, where he/she lived, worked, went to school, or spent time?

**Fills:** YOU\_NAME

**Instructions:** If SELFPROXY eq 2 fill YOU\_NAME with "you"  
Else fill YOU\_NAME with ^NAME.

**Type:** Enumerated

**Length:** 1

**Answer List:** Yes\_No\_Other

Value:	Mnemonic:	Description:
1	Yes	Yes
2	No	No
3	Other - Specify	Other - Specify

- Don't Know
- Refuse
- Empty

- On Input
- On Output

**Array:**

**Special Instructions:** This ITEM is an Editing/Coding instrument item.

**Skip Instructions:** If SINGOFFENDERSIGHT eq 1,2,RF goto SINGOFFENDERGENDER  
Elseif SINGOFFENDERSIGHT eq 3 goto SINGOFFENDERSIGHT\_SPEC

Field

---

**SINGOFFENDERSIGHT\_SPEC**  
BNCVS2.RaceofOffender.SINGOFFENDERSIGHT\_SPEC

---

**Description:** Write-in entry for if respondent could tell police where to find the offender - single offender

**Form Pane Label:** Find offender Specify

**SAS Name:**

**Tag Name:** SINGOFFENDERSIGHT\_SPEC

**Inherited Universe:** INCINDEX ge 1 and SKIPMID ne 1

**Universe:** SINGOFFENDERSIGHT = 3

**Universe Description:**

**Question Text:** + Please specify.

**Type:** String

**Length:** 35

Don't Know

Refuse

Empty

On Input

On Output

**Array:**

**Special Instructions:** This ITEM is an Editing/Coding instrument item.

**Skip Instructions:** SINGOFFENDERGENDER

# SINGOFFENDERRELATION

Field

BNCVS2.RaceofOffender.SINGOFFENDERRELATION

**Description:** How well the respondent knew the offender - single offender

**Form Pane Label:** Relation to offender

**SAS Name:**

**Tag Name:** SINGOFFENDERRELATION

**Inherited Universe:** INCINDEX ge 1 and SKIPMID ne 1

**Universe:** SINGOFFENDERHOWWELL eq 2,3,RF

**Universe Description:**

**Question Text:** How well did ^YOU\_NAME know the offender?  
 For example, was the offender a friend, cousin, etc.?

**Fills:** YOU\_NAME

**Instructions:** If SELFPROXY eq 2 fill YOU\_NAME with "you"  
 Else fill YOU\_NAME with ^NAME.

**Type:** Enumerated

**Length:** 2

**Answer List:** Relationship\_Single\_Offender

Value:	Mnemonic:	Description:
11		<>RELATIVE:[n] Spouse at time of incident
12		Ex-spouse at time of incident
13		Parent or step-parent
14		Own child or step-child
15		Brother/sister
16	Other relative	Other relative - Specify
17		<>NONRELATIVE:[n] Boyfriend or girlfriend, ex-boyfriend or ex-girlfriend
18		Friend or ex-friend
19		Roommate, boarder
20		Schoolmate
21		Neighbor
22		Customer/client
23		Patient
24		Supervisor (current or former)
25		Employee (current or former)

---

26		Co-worker (current or former)
27	Teacher	Teacher/school staff
28	Other-Specify	Other nonrelative - Specify

---

- Don't Know
- Refuse
- Empty

- On Input
- On Output

Array:

**Special Instructions:** This ITEM is an Editing/Coding instrument item.

**Skip Instructions:** If SINGOFFENDERRELATION eq 16 goto SINGOFFENDERRELATION\_SPEC\_16  
Elseif SINGOFFENDERRELATION eq 28 goto  
SINGOFFENDERRELATION\_SPEC\_28  
Else goto SINGOFFENDERGENDER

---

## SINGOFFENDERRELATION\_SPEC\_16

Field

BNCVS2.RaceofOffender.SINGOFFENDERRELATION\_SPEC\_16

---

**Description:** Write-in entry for how well respondent knew the (single) offender - relative

**Form Pane Label:** Relative Specify

**SAS Name:**

**Tag Name:** SINGOFFENDERRELATION\_SPEC\_16

**Inherited Universe:** INCINDEX ge 1 and SKIPMID ne 1

**Universe:** SINGOFFENDERRELATION = 16

### Universe Description:

**Question Text:** [+Please specify the other relative.](#)

**Type:** String

**Length:** 35

- Don't Know
- Refuse
- Empty

- On Input
- On Output

**Array:**

**Special Instructions:** This ITEM is an Editing/Coding instrument item.

**Skip Instructions:** SINGOFFENDERGENDER



Field

---

## SINGOFFENDERRELATION\_SPEC\_28

BNCVS2.RaceofOffender.SINGOFFENDERRELATION\_SPEC\_28

---

**Description:** Write-in entry for how well respondent knew the (single) offender - nonrelative

**Form Pane Label:** Nonrelative Specify

**SAS Name:**

**Tag Name:** SINGOFFENDERRELATION\_SPEC\_28

**Inherited Universe:** INCINDEX ge 1 and SKIPMID ne 1

**Universe:** SINGOFFENDERRELATION = 28

**Universe Description:**

**Question Text:** [+ Please specify the other nonrelative.](#)

**Type:** String

**Length:** 35

- Don't Know
- Refuse
- Empty

- On Input
- On Output

**Array:**

**Special Instructions:** This ITEM is an Editing/Coding instrument item.

**Skip Instructions:** SINGOFFENDERGENDER

---

## SINGOFFENDERGENDER

Field

BNCVS2.RaceofOffender.SINGOFFENDERGENDER

---

**Description:** Offender gender - single offender

**Form Pane Label:** Offender gender

**SAS Name:**

**Tag Name:** SINGOFFENDERGENDER

**Inherited Universe:** INCINDEX ge 1 and SKIPMID ne 1

**Universe:** ONEORMOREOFFENDERS = 1 OR KNOWOFFENDERS = 1

### Universe Description:

**Question Text:** Was the offender male or female?

**Type:** Enumerated

**Length:** 1

**Answer List:** Sex\_Single\_Offender

---

Value:	Mnemonic:	Description:
1	Male	Male
2	Female	Female
3	Don't know	Don't know

---

- Don't Know  
 Refuse  
 Empty

- On Input  
 On Output

**Array:**

**Special Instructions:** This ITEM is an Editing/Coding instrument item.

**Skip Instructions:** SINGOFFENDERAGE

Field

**SINGOFFENDERAGE**  
BNCVS2.RaceofOffender.SINGOFFENDERAGE

**Description:** Offender age - single offender

**Form Pane Label:** Offender age

**SAS Name:**

**Tag Name:** SINGOFFENDERAGE

**Inherited Universe:** INCINDEX ge 1 and SKIPMID ne 1

**Universe:** ONEORMOREOFFENDERS = 1 OR KNOWOFFENDERS = 1

**Universe Description:**

**Question Text:** How old would ^YOU\_NAME say the offender was?

**Fills:** YOU\_NAME

**Instructions:** If SELFPROXY eq 2 fill YOU\_NAME with "you"  
Else fill YOU\_NAME with ^NAME.

**Type:** Enumerated

**Length:** 1

**Answer List:** Age\_Offender(s)

Value:	Mnemonic:	Description:
1	Under 12	Under 12
2	12-14	12-14
3	15-17	15-17
4	18-20	18-20
5	21-29	21-29
6	30 or older	30 or older
7	Don't know	Don't know

- Don't Know
- Refuse
- Empty

- On Input
- On Output

**Array:**

**Special Instructions:** This ITEM is an Editing/Coding instrument item.

**Skip Instructions:** SINGOFFETHNICITY

Field

**SINGOFFETHNICITY**  
BNCVS2.RaceofOffender.SINGOFFETHNICITY

**Description:** Hispanic Origin - single offender

**Form Pane Label:** SINGOFFETHNICITY

**SAS Name:**

**Tag Name:** Offender ethnicity

**Inherited Universe:** INCINDEX ge 1 and SKIPMID ne 1

**Universe:** ONEORMOREOFFENDERS = 1 OR KNOWOFFENDERS = 1

**Universe Description:** Ask if the respondent states they know something about the offender's race.

**Question Text:** Was the offender Hispanic or Latino?

**Type:** Enumerated

**Length:** 1

**Answer List:** TYes\_No\_Dk

Value:	Mnemonic:	Description:
1		Yes
2		No
3		Don't know

- Don't Know
- Refuse
- Empty

- On Input
- On Output

**Array:**

**Special Instructions:** This ITEM is an Editing/Coding instrument item.

**Skip Instructions:** SINGOFFRACE

# SINGOFFRACE

Field

BNCVS2.RaceofOffender.SINGOFFRACE

**Description:** Offender race - single offender

**Form Pane Label:** SINGOFFRACE

**SAS Name:**

**Tag Name:** Single offender race

**Inherited Universe:** INCINDEX ge 1 and SKIPMID ne 1

**Universe:** ONEORMOREOFFENDERS eq 1 or KNOWOFFENDERS eq 1

## Universe Description:

**Question Text:** What race or races was the offender? You may select more than one. Was the offender ...

✦ Mark all that apply.

**Type:** Set

**Max Number of Values:** 6

**Length:** 1

**Answer List:** Offender\_race\_OMB

Value:	Mnemonic:	Description:
1		[bold]White?[n]
2		[bold]Black or African American?[n]
3		[bold]American Indian or Alaska Native?[n]
4		[bold]Asian?[n]
5		[bold]Native Hawaiian or Other Pacific Islander?[n]
6		Don't know

- Don't Know  
 Refuse  
 Empty

- On Input  
 On Output

**Store Instructions:** If SINGOFFRACE2 is filled store 1 in MULTIPLERACES  
Else store blank in MULTIPLERACES

**Array:**

**Special Instructions:** This ITEM is an Editing/Coding instrument item.

**Skip Instructions: SINGOFFENDERGANG**

# SINGOFFENDERGANG

Field

BNCVS2.RaceofOffender.SINGOFFENDERGANG

**Description:** Offender in a gang - single offender

**Form Pane Label:** Gang member

**SAS Name:**

**Tag Name:** SINGOFFENDERGANG

**Inherited Universe:** INCINDEX ge 1 and SKIPMID ne 1

**Universe:** ONEORMOREOFFENDERS = 1 OR KNOWOFFENDERS = 1

## Universe Description:

**Question Text:** Was the offender a member of a street gang, or ^DONT\_DOESNT ^YOU\_NAME know?

**Fills:** DONT\_DOESNT

**Instructions:** If SELFPROXY eq 2 fill DONT\_DOESNT with "don't"  
Else fill DONT\_DOESNT with "doesn't".

**Fills:** YOU\_NAME

**Instructions:** If SELFPROXY eq 2 fill YOU\_NAME with "you"  
Else fill YOU\_NAME with ^NAME.

**Type:** Enumerated

**Length:** 1

**Answer List:** Yes\_No\_Dk\_Street\_Gang

Value:	Mnemonic:	Description:
1	Yes	Yes (a member of a street gang)
2	No	No (not a member of a street gang)
3	Don't know	Don't know (if a member of a street gang)

- Don't Know
- Refuse
- Empty

- On Input
- On Output

**Array:**



**Special Instructions:** This ITEM is an Editing/Coding instrument item.

**Skip Instructions:** SINGOFFENDERDRINKDRUG

# SINGOFFENDERDRINKDRUG

Field

BNCVS2.RaceofOffender.SINGOFFENDERDRINKDRUG

**Description:** Offender drinking or on drugs - single offender

**Form Pane Label:** Drinking or drugs

**SAS Name:**

**Tag Name:** SINGOFFENDERDRINKDRUG

**Inherited Universe:** INCINDEX ge 1 and SKIPMID ne 1

**Universe:** ONEORMOREOFFENDERS = 1 OR KNOWOFFENDERS = 1

## Universe Description:

**Question Text:** Was the offender drinking or on drugs, or ^DONT\_DOESNT ^YOU\_NAME know?

**Fills:** DONT\_DOESNT

**Instructions:** If SELFPROXY eq 2 fill DONT\_DOESNT with "don't"  
Else fill DONT\_DOESNT with "doesn't".

**Fills:** YOU\_NAME

**Instructions:** If SELFPROXY eq 2 fill YOU\_NAME with "you"  
Else fill YOU\_NAME with ^NAME.

**Type:** Enumerated

**Length:** 1

**Answer List:** Yes\_No\_Drink\_Or\_Drugs

Value:	Mnemonic:	Description:
1	Yes	Yes (drinking or on drugs)
2	No	No (not drinking/not on drugs)
3	Don't know	Don't know (if drinking or on drugs)

- Don't Know
- Refuse
- Empty

- On Input
- On Output

**Array:**

**Special Instructions:** This ITEM is an Editing/Coding instrument item.

**Skip Instructions:** If SINGOFFENDERDRINKDRUG eq 1 goto SINGOFFENDERDRINKORDRUG  
Elseif SINGOFFENDERDRINKDRUG eq 2,3,RF goto SINGOFFENDERONLYTIME

# SINGOFFENDERDRINKORDRUG

Field

BNCVS2.RaceofOffender.SINGOFFENDERDRINKORDRUG

**Description:** What was the offender under the influence of - single offender

**Form Pane Label:** Under the influence

**SAS Name:**

**Tag Name:** SINGOFFENDERDRINKORDRUG

**Inherited Universe:** INCINDEX ge 1 and SKIPMID ne 1

**Universe:** SINGOFFENDERDRINKORDRUG = 1

## Universe Description:

**Question Text:** Which was it? (Drinking or on drugs?)

**Type:** Enumerated

**Length:** 1

**Answer List:** Drink\_Or\_Drugs

Value:	Mnemonic:	Description:
1	Drinking	Drinking
2	On drugs	On drugs
3	Both	Both (drinking and on drugs)
4	Drinking or on drugs	Drinking or on drugs could not tell which

- Don't Know
- Refuse
- Empty

- On Input
- On Output

**Array:**

**Special Instructions:** This ITEM is an Editing/Coding instrument item.

**Skip Instructions:** SINGOFFENDERONLYTIME

Field

## SINGOFFENDERONLYTIME

BNCVS2.RaceofOffender.SINGOFFENDERONLYTIME

**Description:** Only time offender committed a crime against the household - single offender

**Form Pane Label:** Only time this offender

**SAS Name:**

**Tag Name:** SINGOFFENDERONLYTIME

**Inherited Universe:** INCINDEX ge 1 and SKIPMID ne 1

**Universe:** ONEORMOREOFFENDERS = 1 OR KNOWOFFENDERS = 1

### Universe Description:

**Question Text:** Was this the only time this offender committed a crime or made threats against  
^YOU\_NAME or ^YOUR\_HIS\_HER^NAMES household?

**Fills:** YOU\_NAME

**Instructions:** If SELFPROXY eq 2 fill YOU\_NAME with "you"  
Else fill YOU\_NAME with ^NAME.

**Fills:** YOUR\_HIS\_HER

**Instructions:** If SELFPROXY eq 2 fill YOUR\_HIS\_HER with "your"  
Elseif SELFPROXY eq 4 AND SEX eq 1 fill YOUR\_HIS\_HER with "his"  
Elseif SELFPROXY eq 4 AND SEX eq 2 fill YOUR\_HIS\_HER with "her"  
Elseif SELFPROXY eq 4 AND SEX ne 1 or 2 fill YOUR\_HIS\_HER with ^NAME.  
(fill with the first and last name of L\_NO collecting demographic information  
for)

**Fills:** NAMES

**Instructions:** If SELFPROXY eq 4 AND SEX is blank fill NAMES with ""s"  
Else leave NAMES blank.

**Type:** Enumerated

**Length:** 1

**Answer List:** Yes\_No\_Dk\_Times

Value:	Mnemonic:	Description:
1	Yes	Yes (only time)
2	No	No (there were other times)
3	Don't know	Don't know

- Don't Know
- Refuse
- Empty

- On Input
- On Output

Array:

**Special Instructions:** This ITEM is an Editing/Coding instrument item.

**Skip Instructions:** THEFT

Field

## HOWMANYOFFENDERS

BNCVS2.RaceofOffender.HOWMANYOFFENDERS

**Description:** How many offenders were there

**Form Pane Label:** Number of offenders

**SAS Name:**

**Tag Name:** HOWMANYOFFENDERS

**Inherited Universe:** INCINDEX ge 1 and SKIPMID ne 1

**Universe:** ONEORMOREOFFENDERS eq 2

### Universe Description:

**Question Text:** How many offenders?

✦ Enter a number between 2-96.

**Type:** Integer

**Length:** 2

**Min:** 2

**Max:** 97

Don't Know

Refuse

Empty

On Input

On Output

**Array:**

**Special Instructions:** This ITEM is an Editing/Coding instrument item.

**Skip Instructions:** MULTOFFENDERKNEW

## MULTOFFENDERKNEW

Field

BNCVS2.RaceofOffender.MULTOFFENDERKNEW

**Description:** Were the offenders known or strangers - multiple offenders

**Form Pane Label:** Stranger or known

**SAS Name:**

**Tag Name:** MULTOFFENDERKNEW

**Inherited Universe:** INCINDEX ge 1 and SKIPMID ne 1

**Universe:** ONEORMOREOFFENDERS eq 2

### Universe Description:

**Question Text:** Were any of the offenders known to ^YOU\_NAME, or were they all strangers  
^YOU\_HE\_SHE had never seen before?

**Fills:** YOU\_NAME

**Instructions:** If SELFPROXY eq 2 fill YOU\_NAME with "you"  
Else fill YOU\_NAME with ^NAME.

**Fills:** YOU\_HE\_SHE

**Instructions:** If SELFPROXY eq 2 fill YOU\_HE\_SHE with "you"  
Elseif SELFPROXY eq 4 AND SEX eq 1 fill YOU\_HE\_SHE with "he"  
Elseif SELFPROXY eq 4 AND SEX eq 2 fill YOU\_HE\_SHE with "she"  
Elseif SELFPROXY eq 4 AND SEX is blank fill YOU\_HE\_SHE with ^NAME.

**Type:** Enumerated

**Length:** 1

**Answer List:** Knew\_Or\_Seen\_Multiple\_Offender

Value:	Mnemonic:	Description:
1	All known	All known
2	Some known	Some known
3	All strangers	All strangers
4	Don't know	Don't know

- Don't Know  
 Refuse  
 Empty

On Input



On Output

Array:

**Special Instructions:** This ITEM is an Editing/Coding instrument item.

**Skip Instructions:** If MULTOFFENDERKNEW eq 1,2,RF goto MULTOFFENDERHOWWELL  
Else goto MULTOFFENDERRECOG

## MULTOFFENDERRECOG

Field

BNCVS2.RaceofOffender.MULTOFFENDERRECOG

**Description:** Able to recognize the offenders - multiple offenders

**Form Pane Label:** Recognize offenders

**SAS Name:**

**Tag Name:** MULTOFFENDERRECOG

**Inherited Universe:** INCINDEX ge 1 and SKIPMID ne 1

**Universe:** MULTOFFENDERKNEW eq 3,4

### Universe Description:

**Question Text:** Would ^YOU\_HE\_SHE be able to recognize any of them if ^YOU\_HE\_SHE saw them?

**Fills:** YOU\_HE\_SHE

**Instructions:** If SELFPROXY eq 2 fill YOU\_HE\_SHE with "you"

Elseif SELFPROXY eq 4 AND SEX eq 1 fill YOU\_HE\_SHE with "he"

Elseif SELFPROXY eq 4 AND SEX eq 2 fill YOU\_HE\_SHE with "she"

Elseif SELFPROXY eq 4 AND SEX is blank fill YOU\_HE\_SHE with ^NAME.

**Type:** Enumerated

**Length:** 1

**Answer List:** Yes\_Notsure\_No

Value:	Mnemonic:	Description:
1	Yes	Yes
2	Not sure	Not sure (possibly or probably)
3	No	No

- Don't Know  
 Refuse  
 Empty

- On Input  
 On Output

**Array:**

**Special Instructions:** This ITEM is an Editing/Coding instrument item.

**Skip Instructions:** If MULTOFFENDERRECOG eq 1,2,RF goto MULTOFFENDERSIGHT

Else goto MULTOFFENDERGENDER

# MULTOFFENDERHOWWELL

Field

BNCVS2.RaceofOffender.MULTOFFENDERHOWWELL

**Description:** How well know the offenders - multiple offenders

**Form Pane Label:** How well known

**SAS Name:**

**Tag Name:** MULTOFFENDERHOWWELL

**Inherited Universe:** INCINDEX ge 1 and SKIPMID ne 1

**Universe:** MULTOFFENDERKNEW eq 1,2,RF

## Universe Description:

**Question Text:** How well did ^YOU\_HE\_SHE know the offender(s) - by sight only, casual acquaintance, or well known?

✦ **Probe:** (Anything else?)

✦ Enter all that apply, separate with commas.

**Fills:** YOU\_HE\_SHE

**Instructions:** If SELFPROXY eq 2 fill YOU\_HE\_SHE with "you"

Elseif SELFPROXY eq 4 AND SEX eq 1 fill YOU\_HE\_SHE with "he"

Elseif SELFPROXY eq 4 AND SEX eq 2 fill YOU\_HE\_SHE with "she"

Elseif SELFPROXY eq 4 AND SEX is blank fill YOU\_HE\_SHE with ^NAME.

**Type:** Set

**Max Number of Values:**

**Length:** 1

**Answer List:** How\_Well\_Know\_Offender(s)

Value:	Mnemonic:	Description:
1	Sight	Sight only
2	Casual acquaintance	Casual acquaintance
3	Well known	Well known

- Don't Know
- Refuse
- Empty

- On Input
- On Output

**Array:**

**Special Instructions:** This ITEM is an Editing/Coding instrument item.

**Skip Instructions:** If MULTOFFENDERHOWWELL eq 2,3 goto MULTOFFENDERRELATION  
Else goto MULTOFFENDERSIGHT

---

## MULTOFFENDERSIGHT

Field

BNCVS2.RaceofOffender.MULTOFFENDERSIGHT

---

**Description:** Tell police where to find offenders - multiple offenders

**Form Pane Label:** Find offenders

**SAS Name:**

**Tag Name:** MULTOFFENDERSIGHT

**Inherited Universe:** INCINDEX ge 1 and SKIPMID ne 1

**Universe:** MULTOFFENDERHOWWELL eq 1,DK,RF or MULTOFFENDERRECOG eq 1,2,RF

### Universe Description:

**Question Text:** Would ^YOU\_NAME have been able to tell the police how they might find any of them, for instance, where they lived, worked, went to school, or spent time?

**Fills:** YOU\_NAME

**Instructions:** If SELFPROXY eq 2 fill YOU\_NAME with "you"  
Else fill YOU\_NAME with ^NAME.

**Type:** Enumerated

**Length:** 1

**Answer List:** Yes\_No\_Other

---

Value:	Mnemonic:	Description:
1	Yes	Yes
2	No	No
3	Other - Specify	Other - Specify

---

- Don't Know  
 Refuse  
 Empty

- On Input  
 On Output

**Array:**

**Special Instructions:** This ITEM is an Editing/Coding instrument item.

**Skip Instructions:** If MULTOFFENDERSIGHT eq 3 goto MULTOFFENDERSIGHT\_SPEC  
Else goto MULTOFFENDERGENDER

Field

---

**MULTOFFENDERSIGHT\_SPEC**  
BNCVS2.RaceofOffender.MULTOFFENDERSIGHT\_SPEC

---

**Description:** Write-in entry for if respondent could tell police where to find the offenders - multiple offenders

**Form Pane Label:** Find offenders Specify

**SAS Name:**

**Tag Name:** MULTOFFENDERSIGHT\_SPEC

**Inherited Universe:** INCINDEX ge 1 and SKIPMID ne 1

**Universe:** MULTOFFENDERSIGHT eq 3

**Universe Description:**

**Question Text:** + Please specify.

**Type:** String

**Length:** 35

- Don't Know
- Refuse
- Empty

- On Input
- On Output

**Array:**

**Special Instructions:** This ITEM is an Editing/Coding instrument item.

**Skip Instructions:** MULTOFFENDERGENDER

## MULTOFFENDERRELATION

Field

BNCVS2.RaceofOffender.MULTOFFENDERRELATION

**Description:** How well the respondent knew the offenders - multiple offenders

**Form Pane Label:** Relation to offenders

**SAS Name:**

**Tag Name:** MULTOFFENDERRELATION

**Inherited Universe:** INCINDEX ge 1 and SKIPMID ne 1

**Universe:** MULTOFFENDERHOWWELL eq 2,3

### Universe Description:

**Question Text:** How did ^YOU\_NAME know them? For example, were they friends, cousins, etc.?

✦ **Probe:** (Anything else?)

✦ Enter all that apply, separate with commas.

**Fills:** YOU\_NAME

**Instructions:** If SELFPROXY eq 2 fill YOU\_NAME with "you"

Else fill YOU\_NAME with ^NAME.

**Type:** Set

**Max Number of Values:**

**Length:** 2

**Answer List:** Relationship\_Multiple\_Offenders

Value:	Mnemonic:	Description:
11		<>RELATIVE:[n] Spouse at time of incident
12		Ex-spouse at time of incident
13		Parent or step-parent
14		Own child or step-child
15		Brother/sister
16		Other relative - Specify
17		<>NONRELATIVE:[n] Boyfriend or girlfriend, ex-boyfriend or ex-girlfriend
18		Friend or ex-friend
19		Roommate, boarder
20		Schoolmate
21		Neighbor



---

22		Customer/client
23		Patient
24		Supervisor (current or former)
25		Employee (current or former)
26		Co-worker (current or former)
27	Teacher	Teacher/school staff
28	Other-specify	Other nonrelative - Specify

---

- Don't Know
- Refuse
- Empty

- On Input
- On Output

Array:

**Special Instructions:** This ITEM is an Editing/Coding instrument item.

**Skip Instructions:** If MULTOFFENDERRELATION eq 16 goto MULTOFFENDERRELATION\_SPEC\_16  
Elseif MULTOFFENDERRELATION eq 28 goto  
MULTOFFENDERRELATION\_SPEC\_28  
Else goto MULTOFFENDERGENDER

---

## MULTOFFENDERRELATION\_SPEC\_16

BNCVS2.RaceofOffender.MULTOFFENDERRELATION\_SPEC\_16

---

Field

**Description:** Write-in entry for how well respondent knew the (multiple) offenders - relative

**Form Pane Label:** Relative Specify

**SAS Name:**

**Tag Name:** MULTOFFENDERRELATION\_SPEC\_16

**Inherited Universe:** INCINDEX ge 1 and SKIPMID ne 1

**Universe:** MULTOFFENDERRELATION eq 16

**Universe Description:**

**Question Text:** [+ Please specify the other relative.](#)

**Type:** String

**Length:** 35

- Don't Know
- Refuse
- Empty

- On Input
- On Output

**Array:**

**Special Instructions:** This ITEM is an Editing/Coding instrument item.

**Skip Instructions:** MULTOFFENDERGENDER

Field

---

## MULTOFFENDERRELATION\_SPEC\_28

BNCVS2.RaceofOffender.MULTOFFENDERRELATION\_SPEC\_28

---

**Description:** Write-in entry for how well respondent knew the (multiple) offenders - nonrelative

**Form Pane Label:** Nonrelative Specify

**SAS Name:**

**Tag Name:** MULTOFFENDERRELATION\_SPEC\_28

**Inherited Universe:** INCINDEX ge 1 and SKIPMID ne 1

**Universe:** MULTOFFENDERRELATION eq 28

### Universe Description:

**Question Text:** [+ Please specify the other nonrelative.](#)

**Type:** String

**Length:** 35

- Don't Know
- Refuse
- Empty

- On Input
- On Output

**Array:**

**Special Instructions:** This ITEM is an Editing/Coding instrument item.

**Skip Instructions:** MULTOFFENDERGENDER

## MULTOFFENDERGENDER

Field

BNCVS2.RaceofOffender.MULTOFFENDERGENDER

**Description:** Offenders sex - multiple offenders

**Form Pane Label:** Offenders sex

**SAS Name:**

**Tag Name:** MULTOFFENDERGENDER

**Inherited Universe:** INCINDEX ge 1 and SKIPMID ne 1

**Universe:** ONEORMOREOFFENDERS eq 2

### Universe Description:

**Question Text:** Were they male or female?

**Type:** Enumerated

**Length:** 1

**Answer List:** Sex\_Multiple\_Offender

Value:	Mnemonic:	Description:
1	All male	All male
2	All female	All female
3	Don't know sex	Don't know sex of any offenders
4	Both male and female	Both male and female

- Don't Know
- Refuse
- Empty

- On Input
- On Output

**Array:**

**Special Instructions:** This ITEM is an Editing/Coding instrument item.

**Skip Instructions:** If MULTOFFENDERGENDER eq 4 and HOWMANYOFFENDERS ne 2 goto  
MULTOFFENDERMOSTGENDER  
Else goto MULTOFFENDERYOUNG

Field

**MULTOFFENDERMOSTGENDER**  
BNCVS2.RaceofOffender.MULTOFFENDERMOSTGENDER

**Description:** Gender of most of the offenders - multiple offenders

**Form Pane Label:** Mostly male or female

**SAS Name:**

**Tag Name:** MULTOFFENDERMOSTGENDER

**Inherited Universe:** INCINDEX ge 1 and SKIPMID ne 1

**Universe:** MULTOFFENDERGENDER eq 4 and HOWMANYOFFENDERS ne 2

**Universe Description:**

**Question Text:** Were they mostly male or mostly female?

**Type:** Enumerated

**Length:** 1

**Answer List:** Sex\_Mostly\_Multiple\_Offenders

Value:	Mnemonic:	Description:
1	Mostly male	Mostly male
2	Mostly female	Mostly female
3	Evenly divided	Evenly divided
4	Don't know	Don't know

- Don't Know
- Refuse
- Empty

- On Input
- On Output

**Array:**

**Special Instructions:** This ITEM is an Editing/Coding instrument item.

**Skip Instructions:** MULTOFFENDERYOUNG

# MULTOFFENDERYOUNG

Field

BNCVS2.RaceofOffender.MULTOFFENDERYOUNG

**Description:** Age of the youngest offender - multiple offenders

**Form Pane Label:** Youngest offender

**SAS Name:**

**Tag Name:** MULTOFFENDERYOUNG

**Inherited Universe:** INCINDEX ge 1 and SKIPMID ne 1

**Universe:** ONEORMOREOFFENDERS eq 2

## Universe Description:

**Question Text:** How old would ^YOU\_NAME say the youngest was?

**Fills:** YOU\_NAME

**Instructions:** If SELFPROXY eq 2 fill YOU\_NAME with "you"  
Else fill YOU\_NAME with ^NAME.

**Type:** Enumerated

**Length:** 1

**Answer List:** Age\_Offender(s)

Value:	Mnemonic:	Description:
1	Under 12	Under 12
2	12-14	12-14
3	15-17	15-17
4	18-20	18-20
5	21-29	21-29
6	30 or older	30 or older
7	Don't know	Don't know

- Don't Know
- Refuse
- Empty

- On Input
- On Output

**Array:**

**Special Instructions:** This ITEM is an Editing/Coding instrument item.

**Skip Instructions: MULTOFFENDEROLD**

## MULTOFFENDEROLD

Field

BNCVS2.RaceofOffender.MULTOFFENDEROLD

**Description:** Age of the oldest offender - multiple offenders

**Form Pane Label:** Oldest offender

**SAS Name:**

**Tag Name:** MULTOFFENDEROLD

**Inherited Universe:** INCINDEX ge 1 and SKIPMID ne 1

**Universe:** ONEORMOREOFFENDERS eq 2

### Universe Description:

**Question Text:** How old would ^YOU\_NAME say the oldest was?

**Fills:** YOU\_NAME

**Instructions:** If SELFPROXY eq 2 fill YOU\_NAME with "you"  
Else fill YOU\_NAME with ^NAME.

**Type:** Enumerated

**Length:** 1

**Answer List:** Age\_Offender(s)

Value:	Mnemonic:	Description:
1	Under 12	Under 12
2	12-14	12-14
3	15-17	15-17
4	18-20	18-20
5	21-29	21-29
6	30 or older	30 or older
7	Don't know	Don't know

- Don't Know  
 Refuse  
 Empty

- On Input  
 On Output

**Array:**

**Special Instructions:** This ITEM is an Editing/Coding instrument item.



**Skip Instructions: MULTOFFETHNICITY**

---

## MULTOFFETHNICITY

Field

BNCVS2.RaceofOffender.MULTOFFETHNICITY

---

**Description:** Hispanic Origin - multiple offenders

**Form Pane Label:** MULTOFFETHNICITY

**SAS Name:**

**Tag Name:** Multiple offender ethnicity

**Inherited Universe:** INCINDEX ge 1 and SKIPMID ne 1

**Universe:** ONEORMOREOFFENDERS eq 2

### Universe Description:

**Question Text:** Were any of the offenders Hispanic or Latino?

**Type:** Enumerated

**Length:** 1

**Answer List:** TYes\_No\_Dk

---

Value:	Mnemonic:	Description:
1		Yes
2		No
3		Don't know

---

- Don't Know
- Refuse
- Empty

- On Input
- On Output

**Array:**

**Skip Instructions:** If MULTOFFETHNICITY eq 1 goto MULTOFFETHNICITYMOST  
Else goto MULTOFFENDERRACE

Field

## MULTOFFENDERMOSTETHNICITY

BNCVS2.RaceofOffender.MULTOFFENDERMOSTETHNICITY

**Description:** Hispanic Origin of most of the offenders - multiple offenders

**Form Pane Label:** Mostly Hispanic

**SAS Name:**

**Tag Name:** MULTOFFENDERMOSTETHNICITY

**Inherited Universe:** INCINDEX ge 1 and SKIPMID ne 1

**Universe:** MULTOFFETHNICITY eq 1

**Universe Description:** At least one of the offenders was Hispanic or Latino

**Question Text:** Were the offenders mostly Hispanic, mostly non-Hispanic, or an equal number of Hispanic and non-Hispanic?

**Type:** Enumerated

**Length:** 1

**Answer List:** Ethnicity\_Mostly\_Multiple\_Offenders

Value:	Mnemonic:	Description:
1	Mostly Hispanic	Mostly Hispanic or Latino
2	Mostly non-Hispanic	Mostly non-Hispanic
3	Evenly divided	Equal number of Hispanic and non-Hispanic
4	Don't know	Don't know

- Don't Know  
 Refuse  
 Empty

- On Input  
 On Output

**Array:**

**Special Instructions:** This ITEM is an Editing/Coding instrument item.

Question text may be reworded to fit the question/answer list better.

**Skip Instructions:** MULTOFFENDERRACE

# MULTOFFENDERRACE

Field

BNCVS2.RaceofOffender.MULTOFFENDERRACE

**Description:** Offender race - multiple offenders

**Form Pane Label:** MULTOFFENDERRACE

**SAS Name:**

**Tag Name:** Race of offenders

**Inherited Universe:** INCINDEX ge 1 and SKIPMID ne 1

**Universe:** ONEORMOREOFFENDERS eq 2

**Universe Description:**

**Question Text:** What race or races were the offenders? Were they...

✦ [Mark all that apply](#)

**Type:** Set

**Max Number of Values:** 6

**Length:** 1

**Answer List:** Offender\_race\_OMB

Value:	Mnemonic:	Description:
1		[bold]White?[n]
2		[bold]Black or African American?[n]
3		[bold]American Indian or Alaska Native?[n]
4		[bold]Asian?[n]
5		[bold]Native Hawaiian or Other Pacific Islander?[n]
6		Don't know

- Don't Know
- Refuse
- Empty

- On Input
- On Output

**Store Instructions:** If MULTOFFENDERRACE2 is filled store 1 in MULTIPLERACES  
Else store blank in MULTIPLERACES

**Array:**

**Skip Instructions:** If more than one race is entered in MULTOFFENDERRACE goto  
MULTOFFENDERRACEMOST

Else goto MULTOFFENDERGANG

# MULTOFFENDERRACEMOST

Field

BNCVS2.RaceofOffender.MULTOFFENDERRACEMOST

**Description:** What race were most of the offenders - multiple offenders

**Form Pane Label:** MULTOFFENDERRACEMOST

**SAS Name:**

**Tag Name:** Race of most offenders

**Inherited Universe:** INCINDEX ge 1 and SKIPMID ne 1

**Universe:** More than one race is entered in MULTOFFENDERRACE \

\

MULTIPLERACES eq 1 [this statement is part of a store instruction in the specs for MULTOFFENDERRACE, so not sure if that could be used for the universe here. One issue is that that variable is also set during the single offender path and if FR backs up and changes an answer that could make this on path erroneously. But that may be so infrequent that we could deal with it happening]

**Universe Description:** More than one race marked in MULTOFFENDERRACE

**Question Text:** What race were most of the offenders?

**Type:** Enumerated

**Length:** 1

**Answer List:** Multiple\_offender\_race\_most\_OMB

Value:	Mnemonic:	Description:
1		[bold]Mostly White[n]
2		[bold]Mostly Black or African American[n]
3		[bold]Mostly American Indian or Alaska Native[n]
4		[bold]Mostly Asian[n]
5		[bold]Mostly Native Hawaiian or Other Pacific Islander[n]
6		[bold]Equal number of each race[n]
7		Don't know

- Don't Know
- Refuse
- Empty

- On Input
- On Output

**Array:**

**Skip Instructions: MULTOFFENDERGANG**

## MULTOFFENDERGANG

Field

BNCVS2.RaceofOffender.MULTOFFENDERGANG

**Description:** Offenders in a gang - multiple offenders

**Form Pane Label:** Gang member

**SAS Name:**

**Tag Name:** MULTOFFENDERGANG

**Inherited Universe:** INCINDEX ge 1 and SKIPMID ne 1

**Universe:** ONEORMOREOFFENDERS eq 2

### Universe Description:

**Question Text:** Were any of the offenders a member of a street gang, or ^DONT\_DOESNT  
^YOU\_NAME know?

**Fills:** DONT\_DOESNT

**Instructions:** If SELFPROXY eq 2 fill DONT\_DOESNT with "don't"  
Else fill DONT\_DOESNT with "doesn't".

**Fills:** YOU\_NAME

**Instructions:** If SELFPROXY eq 2 fill YOU\_NAME with "you"  
Else fill YOU\_NAME with ^NAME.

**Type:** Enumerated

**Length:** 1

**Answer List:** Yes\_No\_Dk\_Street\_Gang

Value:	Mnemonic:	Description:
1	Yes	Yes (a member of a street gang)
2	No	No (not a member of a street gang)
3	Don't know	Don't know (if a member of a street gang)

- Don't Know
- Refuse
- Empty

- On Input
- On Output

**Array:**



**Special Instructions:** This ITEM is an Editing/Coding instrument item.

**Skip Instructions:** MULTOFFENDERDRINKDRUG

# MULTOFFENDERDRINKDRUG

Field

BNCVS2.RaceofOffender.MULTOFFENDERDRINKDRUG

**Description:** Offenders drinking or on drugs - multiple offenders

**Form Pane Label:** Drinking or drugs

**SAS Name:**

**Tag Name:** MULTOFFENDERDRINKDRUG

**Inherited Universe:** INCINDEX ge 1 and SKIPMID ne 1

**Universe:** ONEORMOREOFFENDERS eq 2

## Universe Description:

**Question Text:** Were any of the offenders drinking or on drugs, or ^DONT\_DOESNT  
^YOU\_NAME know?

**Fills:** DONT\_DOESNT

**Instructions:** If SELFPROXY eq 2 fill DONT\_DOESNT with "don't"  
Else fill DONT\_DOESNT with "doesn't".

**Fills:** YOU\_NAME

**Instructions:** If SELFPROXY eq 2 fill YOU\_NAME with "you"  
Else fill YOU\_NAME with ^NAME.

**Type:** Enumerated

**Length:** 1

**Answer List:** Yes\_No\_Dk\_Drink\_Or\_Drugs

Value:	Mnemonic:	Description:
1	Yes	Yes (drinking or on drugs)
2	No	No (not drinking/not on drugs)
3	Don't know	Don't know (if drinking or on drugs)

- Don't Know
- Refuse
- Empty

- On Input
- On Output

**Array:**

**Special Instructions:** This ITEM is an Editing/Coding instrument item.

**Skip Instructions:** If MULTOFFENDERDRINKDRUG eq 1 goto MULTOFFENDERDRINKORDRUG  
Else goto MULTOFFENDERONLYTIME

# MULTOFFENDERDRINKORDRUG

Field

BNCVS2.RaceofOffender.MULTOFFENDERDRINKORDRUG

**Description:** What were the offenders under the influence of - multiple offenders

**Form Pane Label:** Under the influence

**SAS Name:**

**Tag Name:** MULTOFFENDERDRINKORDRUG

**Inherited Universe:** INCINDEX ge 1 and SKIPMID ne 1

**Universe:** MULTOFFENDERDRINKORDRUG eq 1

## Universe Description:

**Question Text:** Which was it? (Drinking or on drugs?)

**Type:** Enumerated

**Length:** 1

**Answer List:** Drink\_Or\_Drugs

Value:	Mnemonic:	Description:
1	Drinking	Drinking
2	On drugs	On drugs
3	Both	Both (drinking and on drugs)
4	Drinking or on drug	Drinking or on drugs could not tell which

- Don't Know
- Refuse
- Empty

- On Input
- On Output

**Array:**

**Special Instructions:** This ITEM is an Editing/Coding instrument item.

**Skip Instructions:** MULTOFFENDERONLYTIME

Field

## MULTOFFENDERONLYTIME

BNCVS2.RaceofOffender.MULTOFFENDERONLYTIME

**Description:** Only time offenders committed a crime against the household - multiple offenders

**Form Pane Label:** Only time these offenders

**SAS Name:**

**Tag Name:** MULTOFFENDERONLYTIME

**Inherited Universe:** INCINDEX ge 1 and SKIPMID ne 1

**Universe:** ONEORMOREOFFENDERS eq 2

### Universe Description:

**Question Text:** Was this the only time any of these offenders committed a crime against  
^YOU\_NAME or ^YOUR\_HIS\_HER^NAMES household or made threats against  
^YOU\_NAME or ^YOUR\_HIS\_HER^NAMES household?

**Fills:** YOU\_NAME

**Instructions:** If SELFPROXY eq 2 fill YOU\_NAME with "you"  
Else fill YOU\_NAME with ^NAME.

**Fills:** YOUR\_HIS\_HER

**Instructions:** If SELFPROXY eq 2 fill YOUR\_HIS\_HER with "your"  
Elseif SELFPROXY eq 4 AND SEX eq 1 fill YOUR\_HIS\_HER with "his"  
Elseif SELFPROXY eq 4 AND SEX eq 2 fill YOUR\_HIS\_HER with "her"  
Elseif SELFPROXY eq 4 AND SEX ne 1 or 2 fill YOUR\_HIS\_HER with ^NAME.  
(fill with the first and last name of L\_NO collecting demographic information  
for)

**Fills:** NAMES

**Instructions:** If SELFPROXY eq 4 AND SEX is blank fill NAMES with "s"  
Else leave NAMES blank.

**Type:** Enumerated

**Length:** 1

**Answer List:** Yes\_No\_Dk\_Times

Value:	Mnemonic:	Description:
1	Yes	Yes (only time)
2	No	No (there were other times)

---

3	Don't know	Don't know
---	------------	------------

---

- Don't Know
- Refuse
- Empty

- On Input
- On Output

**Array:**

**Special Instructions:** This ITEM is an Editing/Coding instrument item.

**Skip Instructions:** THEFT

Field

---

**NCVS2SECROFOFFINTID**  
BNCVS2.RaceofOffender.NCVS2SECROFOFFINTID

---

**Description:** ID of the FR who completed the NCVS 2, Race of Offender block

**Form Pane Label:**

**SAS Name:**

**Tag Name:** NCVS2SECROFOFFINTID

**Inherited Universe:** INCINDEX ge 1 and SKIPMID ne 1

**Universe:**

**Universe Description:**

**Question Text:**

**Type:** Classification

**Length:** 3

- Don't Know
- Refuse
- Empty

- On Input
- On Output

**Store Instructions:** If ((KNOWOFFENDERS eq 2,RF or SINGOFFENDERONLYTIME eq 1-3,RF or MULTOFFENDERONLYTIME eq 1-3,RF) AND NCVS2SECROFOFFINTID is empty)  
store INTID in NCVS2SECROFOFFINTID and  
store USERID in NCVS2SECROFOFFJBID

**Array:**

---

## NCVS2SECROFOFFJBID

Field

BNCVS2.RaceofOffender.NCVS2SECROFOFFJBID

---

**Description:** James Bond ID of the FR who completed the NCVS 2, Race of Offender block

**Form Pane Label:**

**SAS Name:**

**Tag Name:** NCVS2SECROFOFFJBID

**Inherited Universe:** INCINDEX ge 1 and SKIPMID ne 1

**Universe:**

**Universe Description:**

**Question Text:**

**Type:** Classification

**Length:** 8

- Don't Know
- Refuse
- Empty

- On Input
- On Output

**Store Instructions:** If ((KNOWOFFENDERS eq 2,RF or SINGOFFENDERONLYTIME eq 1-3,RF or MULTOFFENDERONLYTIME eq 1-3,RF) AND NCVS2SECROFOFFJBID is empty) store USERID in NCVS2SECROFOFFJBID

**Array:**



---

**Block**

**THEFT\_MV**  
BNCVS2.THEFT\_MV

---

**Description:** Att/Comp Theft, MV Theft

**Tab Name:** Att/Comp Theft, MV Theft

**Fly Over Name:**

**Universe Type:** If

**Inherited Universe:** INCINDEX ge 1 and SKIPMID ne 1

**Universe:**

**Universe Description:**

**Array:**

**Block Instructions:**

---

## THEFT

Field

BNCVS2.THEFT\_MV.THEFT

---

**Description:** Was someting stolen

**Form Pane Label:** Theft

**SAS Name:**

**Tag Name:** THEFT

**Inherited Universe:** INCINDEX ge 1 and SKIPMID ne 1

**Universe:** HHMEMBERPRESENT

### Universe Description:

**Help Screen:** H\_THEFT\_ENG

**Question Text:**

✦ [Ask or verify:](#)

**Was something stolen or taken without permission that belonged to  
^YOU\_NAME or others in the household?**

**^HOMEBUSINESS**

✦ [Include anything stolen from an unrecognizable business.](#)

✦ [Do not include anything stolen from a recognizable business in respondent's home  
or another business, such as merchandise or cash from a register.](#)

**Fills:** YOU\_NAME

**Instructions:** If SELFPROXY eq 2 fill YOU\_NAME with "you"  
Else fill YOU\_NAME with ^NAME.

**Fills:** HOMEBUSINESS

**Instructions:** If BUSINESSSIGN eq 2 fill HOMEBUSINESS with "Include anything stolen from  
the business operated from the respondent's home."  
Else leave HOMEBUSINESS blank.

**Type:** Enumerated

**Length:** 1

**Answer List:** TYes\_No\_Dk

---

Value:	Mnemonic:	Description:
1		Yes
2		No
3		Don't know

---

- Don't Know
- Refuse
- Empty

- On Input
- On Output

Array:

**Special Instructions:** For the Spanish Help screen, use H\_THEFT\_SP.

This ITEM is an Editing/Coding instrument item.

**Skip Instructions:** If THEFT eq 1 goto WHATWASTAKEN  
Else goto ATTEMPTTHEFT

---

## ATTEMPTTHEFT

Field

BNCVS2.THEFT\_MV.ATTEMPTTHEFT

---

**Description:** Was an attempt made to steal something

**Form Pane Label:** Attempted theft

**SAS Name:**

**Tag Name:** ATTEMPTTHEFT

**Inherited Universe:** INCINDEX ge 1 and SKIPMID ne 1

**Universe:** THEFT eq 2, 3, RF

### Universe Description:

**Help Screen:** H\_THEFT\_ENG

**Question Text:**

✦ [Ask or verify:](#)

**Did the offender(s) ATTEMPT to take something that belonged to ^YOU\_NAME or others in the household?**

**^HOMEBUSINESS**

✦ [Do not include anything the offender tried to steal from a recognizable business in respondent's home or another business, such as merchandise or cash from a register.](#)

**Fills:** YOU\_NAME

**Instructions:** If SELFPROXY eq 2 fill YOU\_NAME with "you"  
Else fill YOU\_NAME with ^NAME.

**Fills:** HOMEBUSINESS

**Instructions:** If BUSINESSSIGN eq 2 fill HOMEBUSINESS with "Include anything stolen from the business operated from the respondent's home."  
Else leave HOMEBUSINESS blank.

**Type:** Enumerated

**Length:** 1

**Answer List:** TYes\_No\_Dk

---

Value:	Mnemonic:	Description:
1		Yes

---

---

2	No
3	Don't know

---

- Don't Know
- Refuse
- Empty

- On Input
- On Output

Array:

**Special Instructions:** For the Spanish Help screen, use H\_THEFT\_SP.

This ITEM is an Editing/Coding instrument item.

**Skip Instructions:** (Through March 2009):

If ATTEMPTTHEFT eq 1 goto ATTEMPTTHEFTWHAT  
Else goto DAMAGED

(Starting in April 2009):

If ATTEMPTTHEFT eq 1 goto ATTEMPTTHEFTWHAT  
Elseif ATTEMPTHEFT eq 2 and WHATHAPPEN eq 11 or 12 goto  
PRESENTTHEFT\_CHK  
Elseif ATTEMPTHEFT eq 2 and HAPPEN eq 11 or 12 goto  
OTHPRESENTTHEFT\_CHK  
Else goto DAMAGED

---

## PRESENTTHEFT\_CK

Check

BNCVS2.THEFT\_MV.PRESENTTHEFT\_CK

---

**Description:** Edit check to verify whether a theft or attempted theft actually occurred when a theft or attempted theft is reported at WHATHAPPEN, but then not reported in the follow up questions THEFT and ATTEMPTTHEFT.

**Inherited Universe:** INCINDEX ge 1 and SKIPMID ne 1

**Universe:** WHATHAPPEN eq 11 or 12 and ATTEMPTTHEFT eq 2

**Universe Description:** Coded as no theft and no attempted theft in THEFT and ATTEMPTTHEFT when a theft or attempted theft was recorded in WHATHAPPEN.

**Text:** ♦ The answers to WHATHAPPEN, THEFT and ATTEMPTTHEFT are inconsistent.

♦ It was reported that a theft or attempted theft occurred in WHATHAPPEN, but it was then recorded as no theft and no attempted theft in THEFT and ATTEMPTTHEFT.

♦ Press the "Goto" button to return to WHATHAPPEN, THEFT or ATTEMPTTHEFT to resolve this issue or the "Suppress" button to accept the inconsistency.

**Check Instructions:** WHATHAPPEN, THEFT and ATTEMPTTHEFT should all be in the selection box of the edit check.

This edit check should be added in the Production April instrument.

**Type:** Soft

**Skip Instructions:** If "Suppress" is selected goto DAMAGED

Elseif "Goto" is selected goto WHATHAPPEN, THEFT or ATTEMPTTHEFT  
(depending on which item is selected in the selection field).

Else goto ATTEMPTTHEFT

---

Check

**OTHPRESENTTHEFT\_CK**  
BNCVS2.THEFT\_MV.OTHPRESENTTHEFT\_CK

---

**Description:** Edit check to verify whether a theft or attempted theft actually occurred when a theft or attempted theft is reported at HAPPEN, but then not reported in the follow up questions THEFT and ATTEMPTTHEFT.

**Inherited Universe:** INCINDEX ge 1 and SKIPMID ne 1

**Universe:** HAPPEN eq 11 or 12 and ATTEMPTTHEFT eq 2

**Universe Description:** Coded as no theft and no attempted theft in THEFT and ATTEMPTTHEFT when a theft or attempted theft was recorded in HAPPEN.

**Text:** ♦ The answers to HAPPEN, THEFT and ATTEMPTTHEFT are inconsistent.

♦ It was reported that a theft or attempted theft occurred in HAPPEN, but it was then recorded as no theft and no attempted theft in THEFT and ATTEMPTTHEFT.

♦ Press the "Goto" button to return to HAPPEN, THEFT or ATTEMPTTHEFT to resolve this issue or the "Suppress" button to accept the inconsistency.

**Check Instructions:** HAPPEN, THEFT and ATTEMPTTHEFT should all be in the selection box of the edit check.

This edit check should be added in the Production April instrument.

**Type:** Soft

**Skip Instructions:** If "Suppress" is selected goto DAMAGED  
Elseif "Goto" is selected goto HAPPEN, THEFT or ATTEMPTTHEFT (depending on which item is selected in the selection field).  
Else goto ATTEMPTTHEFT

## ATTEMPTTHEFTWHAT

Field

BNCVS2.THEFT\_MV.ATTEMPTTHEFTWHAT

**Description:** What did offender try to take

**Form Pane Label:** Attempted to take

**SAS Name:**

**Tag Name:** ATTEMPTTHEFTWHAT

**Inherited Universe:** INCINDEX ge 1 and SKIPMID ne 1

**Universe:** ATTEMPTTHEFT = 1 or\

OTHATTEMPTONPERS\_CHK and ATTEMPTTHEFTWHAT is selected from goto menu

**Universe Description:**

**Question Text:** What did the offender try to take?

◆ **Probe:** (Anything else?)

◆ Enter all that apply, separate with commas.

**Type:** Set

**Max Number of Values:**

**Length:** 2

**Answer List:** Items\_Attempted\_Theft

Value:	Mnemonic:	Description:
11		Cash
12		Purse
13		Wallet
14		Credit cards, check, bank cards
15		Car
16		Other motor vehicle
17		Part of a motor vehicle (tire, hubcap, attached car stereo or satellite radio, attached CB radio, etc.)
18		Gasoline or oil
19		Bicycle or parts
20		TV, DVD player, VCR, stereo, other household appliances
21		Silver, china, art objects
22		Other household furnishings (furniture, rugs, etc.)
23		Personal effects (clothing, jewelry, toys, etc.)



---

24	Handgun (pistol, revolver)
25	Other firearm (rifle, shotgun)
26	Other - Specify
27	Don't know

---

- Don't Know
- Refuse
- Empty

- On Input
- On Output

**Array:**

**Special Instructions:** This ITEM is an Editing/Coding instrument item.

**Skip Instructions:** If ATTEMPTTHEFTWHAT = 26 goto ATTEMPTTHEFTWHAT\_SPEC  
Else goto ATTEMPTTHEFTOWNER

---

## ATTEMPTTHEFTWHAT\_SPEC

BNCVS2.THEFT\_MV.ATTEMPTTHEFTWHAT\_SPEC

---

Field

**Description:** Write-in entry for what the offender tried to steal

**Form Pane Label:** Attempt theft Specify

**SAS Name:**

**Tag Name:** ATTEMPTTHEFTWHAT\_SPEC

**Inherited Universe:** INCINDEX ge 1 and SKIPMID ne 1

**Universe:** ATTEMPTTHEFTWHAT = 26

**Universe Description:**

**Question Text:** ♦ Please specify what the offender(s) tried to take.

**Type:** String

**Length:** 35

- Don't Know
- Refuse
- Empty

- On Input
- On Output

**Array:**

**Special Instructions:** This ITEM is an Editing/Coding instrument item.

**Skip Instructions:** ATTEMPTTHEFTOWNER

Field

**ATTEMPTTHEFTOWNER**  
BNCVS2.THEFT\_MV.ATTEMPTTHEFTOWNER

**Description:** Who did the property belong to - attempted theft

**Form Pane Label:** Property belonged to

**SAS Name:**

**Tag Name:** ATTEMPTTHEFTOWNER

**Inherited Universe:** INCINDEX ge 1 and SKIPMID ne 1

**Universe:** ATTEMPTTHEFTWHAT

**Universe Description:**

**Question Text:** Did the ^PROPERTY\_MONEY the offender tried to take belong to ^YOU\_NAME personally, to someone else in the household, or to both ^YOU\_NAME and other household members?

**Fills:** PROPERTY\_MONEY

**Instructions:** If ATTEMPTTHEFTWHAT eq 11 AND ne 12-26 fill PROPERTY\_MONEY with "money"

Elseif ATTEMPTTHEFTWHAT eq 11 AND eq (any of) 12-26 fill PROPERTY\_MONEY with "property and money"

Elseif ATTEMPTTHEFTWHAT ne 11 AND eq (any of) 12-26 fill PROPERTY\_MONEY with "property".

Elseif WHATWASTAKEN eq 11 AND ne 12-36 fill PROPERTY\_MONEY with "money"

Elseif WHATWASTAKEN eq 11 AND eq (any of) 12-36 fill PROPERTY\_MONEY with "property and money"

Else fill PROPERTY\_MONEY with "property".

**Fills:** YOU\_NAME

**Instructions:** If SELFPROXY eq 2 fill YOU\_NAME with "you"

Else fill YOU\_NAME with ^NAME.

**Type:** Enumerated

**Length:** 2

**Answer List:** Who\_Property\_Belonged\_To

Value:	Mnemonic:	Description:
1		^RESP_C_NAME only
2		^RESP_C_NAME and other household member(s)

---

3	Other household member(s) only
4	Nonhousehold member(s) only
5	Other - Specify

---

- Don't Know
- Refuse
- Empty

- On Input
- On Output

Array:

**Special Instructions:** This ITEM is an Editing/Coding instrument item.

**Skip Instructions:** If ATTEMPTTHEFTOWNER eq 1, 4, DK, RF and ATTEMPTHEFTWHAT does not only equal 15 and/or 16 goto ATTEMPTTHEFTITEMSINMV  
Elseif ATTEMPTTHEFTOWNER eq 1, 4, DK, RF and ATTEMPTHEFTWHAT only equals 15 and/or 16 goto ATTEMPTTHEFTONPERSON  
Elseif ATTEMPTTHEFTOWNER eq 5 goto ATTEMPTTHEFTOWNER\_SPEC  
Else goto ATTEMPTTHEFTLNS

Field

---

**ATTEMPTTHEFTOWNER\_SPEC**  
BNCVS2.THEFT\_MV.ATTEMPTTHEFTOWNER\_SPEC

---

**Description:** Write-in entry for who the property belonged to - attempted theft

**Form Pane Label:** Prop belonged to Specify

**SAS Name:**

**Tag Name:** ATTEMPTTHEFTOWNER\_SPEC

**Inherited Universe:** INCINDEX ge 1 and SKIPMID ne 1

**Universe:** ATTEMPTTHEFTOWNER = 5

**Universe Description:**

**Question Text:** [+Please specify who the ^PROPERTY\\_MONEY the offender\(s\) tried to take belonged to.](#)

**Fills:** PROPERTY\_MONEY

**Instructions:** If ATTEMPTTHEFTWHAT eq 11 AND ne 12-26 fill PROPERTY\_MONEY with "money"

Elseif ATTEMPTTHEFTWHAT eq 11 AND eq (any of) 12-26 fill PROPERTY\_MONEY with "property and money"

Elseif ATTEMPTTHEFTWHAT ne 11 AND eq (any of) 12-26 fill PROPERTY\_MONEY with "property".

Elseif WHATWASTAKEN eq 11 AND ne 12-36 fill PROPERTY\_MONEY with "money"

Elseif WHATWASTAKEN eq 11 AND eq (any of) 12-36 fill PROPERTY\_MONEY with "property and money"

Else fill PROPERTY\_MONEY with "property".

**Type:** String

**Length:** 35

- Don't Know
- Refuse
- Empty

- On Input
- On Output

**Array:**

**Special Instructions:** This ITEM is an Editing/Coding instrument item.

**Skip Instructions:** ATTEMPTTHEFTITEMSINMV

---

## ATTEMPTTHEFTLNS

Field

BNCVS2.THEFT\_MV.ATTEMPTTHEFTLNS

---

**Description:** Which household members did the property belong to - attempted theft

**Form Pane Label:** Which HH members

**SAS Name:**

**Tag Name:** ATTEMPTTHEFTLNS

**Inherited Universe:** INCINDEX ge 1 and SKIPMID ne 1

**Universe:** ATTEMPTTHEFTOWNER eq 2, 3

### Universe Description:

**Question Text:** [+](#) [If not sure, ask:](#)

Besides ^THERESPONDENT\_NAME, which household member(s) owned the ^PROPERTY\_MONEY the offender tried to take?

[+](#) [Enter appropriate line number\(s\).](#)

[LN](#) [NAME](#)

[^L\\_NO](#) [^NAME](#)

**Fills:** THERESPONDENT\_NAME

**Instructions:** If SELFPROXY eq 2 fill THERESPONDENT\_NAME with "the respondent"  
Else fill THERESPONDENT\_NAME with ^NAME.

**Fills:** PROPERTY\_MONEY

**Instructions:** If ATTEMPTTHEFTWHAT eq 11 AND ne 12-26 fill PROPERTY\_MONEY with "money"

Elseif ATTEMPTTHEFTWHAT eq 11 AND eq (any of) 12-26 fill PROPERTY\_MONEY with "property and money"

Elseif ATTEMPTTHEFTWHAT ne 11 AND eq (any of) 12-26 fill PROPERTY\_MONEY with "property".

Elseif WHATWASTAKEN eq 11 AND ne 12-36 fill PROPERTY\_MONEY with "money"

Elseif WHATWASTAKEN eq 11 AND eq (any of) 12-36 fill PROPERTY\_MONEY with "property and money"

Else fill PROPERTY\_MONEY with "property".

**Fills:** L\_NO

---

**Instructions: Fill L\_NO based on the variable L\_NO from the instrument**

**Fills: NAME**

**Instructions: Fill NAME with the variable NAME (combines FNAME<>LNAME).**

**Type: Set**

**Max Number of Values:**

**Length: 2**

**Answer List: Household\_Property\_Answer\_Category\_40**

<b>Value:</b>	<b>Mnemonic:</b>	<b>Description:</b>
1		^L_NO ^NAME
2		^L_NO ^NAME
3		^L_NO ^NAME
4		^L_NO ^NAME
5		^L_NO ^NAME
6		^L_NO ^NAME
7		^L_NO ^NAME
8		^L_NO ^NAME
9		^L_NO ^NAME
10		^L_NO ^NAME
11		^L_NO ^NAME
12		^L_NO ^NAME
13		^L_NO ^NAME
14		^L_NO ^NAME
15		^L_NO ^NAME
16		^L_NO ^NAME
17		^L_NO ^NAME
18		^L_NO ^NAME
19		^L_NO ^NAME
20		^L_NO ^NAME
21		^L_NO ^NAME
22		^L_NO ^NAME
23		^L_NO ^NAME
24		^L_NO ^NAME
25		^L_NO ^NAME
26		^L_NO ^NAME
27		^L_NO ^NAME

---

28	^L_NO ^NAME
29	^L_NO ^NAME
30	^L_NO ^NAME
40	Household property

---

- Don't Know
- Refuse
- Empty

- On Input
- On Output

Array:

**Special Instructions:** The answer type for this field will comprise of all household members.

So a roster will need to be created and filled based on the people listed on the household roster where PELIG It 9.

If precode 40 is entered for "household property" (i.e. property owned by all household members) then all eligible household members should be marked(??) -- THIS IS NOT CORRECT, IF PRECODE 40 IS MARKED DO NOT MARK OTHER LINE NUMBERS SINCE MULTIPLE ITEMS CAN BE OWNED BY MULTIPLE PERSONS AND NOT NECESSARILY BY ENTIRE HHLD. OUR PROCEDURES ARE FOR THE FRS TO MARK 40 AND OTHER LINE NUMBERS WHEN DIFFERENT OWNERSHIP SITUATIONS EXISTS (-cds 11.01.07)

This ITEM is an Editing/Coding instrument item.

**Skip Instructions:** If ATTEMPTTHEFTLNS eq RESPONDENTLINE or eq L\_NO for a person with MEMBER ne 1 or gt HIGHLNO goto ATTEMPTTHEFTLNS\_CK  
Elseif ATTEMPTTHEFTWHAT ne "empty" and 1) entry not only eq 15 or 2) entry not only eq 16 or 3) entry not only eq 15 and 16 goto ATTEMPTTHEFTITEMSINMV  
Elseif ATTEMPTTHEFTWHAT 1) only eq 15 or 2) only eq 16 or 3) only eq 15 and 16 AND ATTEMPTTHEFTWHAT in 11..13 goto ATTEMPTTHEFTONPERSON  
Elseif ATTEMPTTHEFTWHAT 1) only eq 15 or 2) only eq 16 or 3) only eq 15 and 16 goto ATTEMPTTHEFTITEMONPERSON



---

Check

**ATTEMPTTHEFTLNS\_CK**  
BNCVS2.THEFT\_MV.ATTEMPTTHEFTLNS\_CK

---

**Description:** Hard edit check for invalid line numbers entered at ATTEMPTTHEFTLNS

**Inherited Universe:** INCINDEX ge 1 and SKIPMID ne 1

**Universe:** ATTEMPTTHEFTLNS eq RESPONDENTLINE or\  
eq L\_NO for a person with MEMBER ne 1 or \  
gt HIGHLNO

**Universe Description:** Line number entered is invalid (i.e. respondent's line number for self or proxy interview),  
linenumber for a nonmember, or linenumber that is not valid based on highest line  
number in the household roster.

**Text:** \* You selected an invalid line number.

**Check Instructions:**

**Type:** Hard

**Skip Instructions:** ATTEMPTTHEFTLNS

## ATTEMPTTHEFTITEMSINMV

Field

BNCVS2.THEFT\_MV.ATTEMPTTHEFTITEMSINMV

**Description:** Were items in or attached to a motor vehicle - attempted theft

**Form Pane Label:** Items in motor vehicle

**SAS Name:**

**Tag Name:** ATTEMPTTHEFTITEMSINMV

**Inherited Universe:** INCINDEX ge 1 and SKIPMID ne 1

**Universe:** ATTEMPTTHEFTWHAT ne "empty" and entry not only eq 15 or entry not only eq 16  
or entry not only eq 15 and 16

**Universe Description:**

**Question Text:** [Ask or verify:](#)

**^WAS\_WERETHEARTICLES\_C IN or ATTACHED to a motor vehicle when the attempt was made to take ^IT\_THEM?**

**Fills:** WAS\_WERETHEARTICLES\_C

**Instructions:** If only one answer category marked in ATTEMPTTHEFTWHAT or WHATWASTAKEN fill WAS\_WERETHEARTICLES\_C with "Was the article"  
Else if ATTEMPTTHEFTWHAT eq 27 or WHATWASTAKEN eq 37 fill WAS\_WERETHEARTICLES\_C with "Was the article"  
Else if ATTEMPTTHEFTWHAT or WHATWASTAKEN eq "CTRL + R" fill WAS\_WERETHEARTICLES\_C with "Was the article"  
Else if more than one answer category marked in ATTEMPTTHEFTWHAT or WHATWASTAKEN fill WAS\_WERETHEARTICLES\_C with "Were the articles".

**Fills:** IT\_THEM

**Instructions:** If ATTEMPTTHEFTWHAT only has 1 answer marked fill IT\_THEM with "it"  
Else fill IT\_THEM with "them".

**Type:** Enumerated

**Length:** 1

**Answer List:** TYesNo

Value:	Mnemonic:	Description:
1	Yes	Yes
2	No	No

- Don't Know
- Refuse
- Empty

- On Input
- On Output

Array:

**Special Instructions:** This ITEM is an Editing/Coding instrument item.

**Skip Instructions:** If ATTEMPTTHEFTWHAT in 11..13 goto ATTEMPTTHEFTONPERSON  
Else goto ATTEMPTTHEFTITEMONPERSON

---

## ATTEMPTTHEFTONPERSON

BNCVS2.THEFT\_MV.ATTEMPTTHEFTONPERSON

---

Field

**Description:** Was the cash/purse/wallet on their person - attempted theft

**Form Pane Label:** Was cash on person

**SAS Name:**

**Tag Name:** ATTEMPTTHEFTONPERSON

**Inherited Universe:** INCINDEX ge 1 and SKIPMID ne 1

**Universe:** ATTEMPTTHEFTWHAT eq 11..13\

### Universe Description:

**Question Text:** [+ Ask or verify:](#)

Was the ^CASH\_PURSE\_WALLET\_AT on ^YOUR\_HIS\_HER^NAMES person,  
for instance, in a pocket or being held?

**Fills:** CASH\_PURSE\_WALLET\_AT

**Instructions:** If ATTEMPTTHEFTWHAT eq 11 AND ne 12, 13 fill CASH\_PURSE\_WALLET with  
"cash"

Elseif ATTEMPTTHEFTWHAT eq 12 AND ne 11, 13 fill CASH\_PURSE\_WALLET  
with "purse"

Elseif ATTEMPTTHEFTWHAT eq 13 AND ne 11, 12 fill CASH\_PURSE\_WALLET  
with "wallet"

Elseif ATTEMPTTHEFTWHAT eq 11 AND 12 AND ne 13 fill  
CASH\_PURSE\_WALLET with "cash or purse"

Elseif ATTEMPTTHEFTWHAT eq 11 AND 13 AND ne 12 fill  
CASH\_PURSE\_WALLET with "cash or wallet"

Elseif ATTEMPTTHEFTWHAT eq 12 AND 13 AND ne 11 fill  
CASH\_PURSE\_WALLET with "purse or wallet"

Elseif ATTEMPTTHEFTWHAT eq 11 AND 12 AND 13 fill CASH\_PURSE\_WALLET  
with "cash, purse, or wallet".

**Fills:** YOUR\_HIS\_HER

**Instructions:** If SELFPROXY eq 2 fill YOUR\_HIS\_HER with "your"

Elseif SELFPROXY eq 4 AND SEX eq 1 fill YOUR\_HIS\_HER with "his"

Elseif SELFPROXY eq 4 AND SEX eq 2 fill YOUR\_HIS\_HER with "her"

Elseif SELFPROXY eq 4 AND SEX ne 1 or 2 fill YOUR\_HIS\_HER with ^NAME.  
(fill with the first and last name of L\_NO collecting demographic information  
for)

**Fills:** NAMES

---

**Instructions: If SELFPROXY eq 4 AND SEX is blank fill NAMES with ""s"  
Else leave NAMES blank.**

**Type:** Enumerated  
**Length:** 1

**Answer List:** TYesNo

---

<b>Value:</b>	<b>Mnemonic:</b>	<b>Description:</b>
1	Yes	Yes
2	No	No

---

- Don't Know
- Refuse
- Empty

- On Input
- On Output

**Store Instructions:** If ATTEMPTTHEFTWHAT eq 11 then add 1 to index3  
If ATTEMPTTHEFTWHAT eq 12 then add 3 to index3  
If ATTEMPTTHEFTWHAT eq 13 then add 5 to index3

**Array:**

**Special Instructions:** This ITEM is an Editing/Coding instrument item.

**Skip Instructions:** ATTEMPTTHEFTITEMONPERSON

---

## ATTEMPTTHEFTITEMONPERSON

Field

BNCVS2.THEFT\_MV.ATTEMPTTHEFTITEMONPERSON

---

**Description:** Was the property on their person - attempted theft

**Form Pane Label:** Property on person

**SAS Name:**

**Tag Name:** ATTEMPTTHEFTITEMONPERSON

**Inherited Universe:** INCINDEX ge 1 and SKIPMID ne 1

**Universe:** ATTEMPTTHEFT eq 1 or\  
OTHATTEMPTONPERS\_CHK and ATTEMPTTHEFTITEMONPERSON is selected  
from goto menu

**Universe Description:**

**Question Text:** ♦ [Ask or verify:](#)

Was there anything ^ELSE the ^OFFENDER\_OFFENDERS tried to take directly from ^YOU\_HIM\_HER, for instance, from ^YOUR\_HIS\_HER^NAMES pocket or hands, or something that ^YOU\_HE\_SHE ^WERE\_WAS wearing?

♦ [Exclude property not belonging to ^RESPONDENT\\_VICTIM or other household member.](#)

**Fills:** ELSE

**Instructions:** If ATTEMPTTHEFTWHAT eq 11 OR 12 OR 13 AND ATTEMPTTHEFTONPERSON eq 1 fill ELSE with "else"  
Else leave ELSE blank.

**Fills:** OFFENDER\_OFFENDERS

**Instructions:** If ONEORMOREOFFENDERS eq 2 fill OFFENDER\_OFFENDERS with "offenders"  
Elseif ONEORMOREOFFENDERS eq 1, 3, RF, or "empty" fill OFFENDER\_OFFENDERS with "offender".

**Fills:** YOU\_HIM\_HER

**Instructions:** If SELFPROXY eq 2 fill YOU\_HIM\_HER with "you"  
Elseif SELFPROXY eq 4 AND SEX eq 1 fill YOU\_HIM\_HER with "him"  
Elseif SELFPROXY eq 4 AND SEX eq 2 fill YOU\_HIM\_HER with "her"  
Elseif SELFPROXY eq 4 AND SEX ne 1 or 2 fill YOU\_HIM\_HER with ^NAME.

**Fills:** YOUR\_HIS\_HER

---

**Instructions:** If SELFPROXY eq 2 fill YOUR\_HIS\_HER with "your"  
Elseif SELFPROXY eq 4 AND SEX eq 1 fill YOUR\_HIS\_HER with "his"  
Elseif SELFPROXY eq 4 AND SEX eq 2 fill YOUR\_HIS\_HER with "her"  
Elseif SELFPROXY eq 4 AND SEX ne 1 or 2 fill YOUR\_HIS\_HER with ^NAME.  
(fill with the first and last name of L\_NO collecting demographic information for)

**Fills:** NAMES

**Instructions:** If SELFPROXY eq 4 AND SEX is blank fill NAMES with "s"  
Else leave NAMES blank.

**Fills:** YOU\_HE\_SHE

**Instructions:** If SELFPROXY eq 2 fill YOU\_HE\_SHE with "you"  
Elseif SELFPROXY eq 4 AND SEX eq 1 fill YOU\_HE\_SHE with "he"  
Elseif SELFPROXY eq 4 AND SEX eq 2 fill YOU\_HE\_SHE with "she"  
Elseif SELFPROXY eq 4 AND SEX is blank fill YOU\_HE\_SHE with ^NAME.

**Fills:** WERE\_WAS

**Instructions:** If SELFPROXY eq 2 fill WERE\_WAS with "were"  
Else fill WERE\_WAS with "was".

**Fills:** RESPONDENT\_VICTIM

**Instructions:** If SELFPROXY eq 2 fill RESPONDENT\_VICTIM with "respondent"  
Else fill RESPONDENT\_VICTIM with "victim".

**Type:** Enumerated

**Length:** 1

**Answer List:** TYesNo

---

Value:	Mnemonic:	Description:
1	Yes	Yes
2	No	No

---

- Don't Know
- Refuse
- Empty

- On Input
- On Output

Array:

**Special Instructions:** This ITEM is an Editing/Coding instrument item.

**Skip Instructions:** (Until May 2009):

```
If ATTEMPTTHEFTITEMONPERSON eq 1 AND ATTEMPTTHEFTWHAT ne 14..26  
goto OTHATTEMPTONPERS_CHK  
Elseif ATTEMPTTHEFTITEMONPERSON eq 1 AND ATTEMPTTHEFTWHAT eq  
14..26 goto ATTEMPTTHEFTITEMS  
Else goto DAMAGED
```

(Starting in June 2009):

```
If ATTEMPTTHEFTITEMONPERSON eq 1 and HHMEMBERPRESENT eq 2 goto  
ATTEMPTPICKPKCT_CHK  
Elseif ATTEMPTTHEFTITEMONPERSON eq 1 AND ATTEMPTTHEFTWHAT ne  
14..26 goto OTHATTEMPTONPERS_CHK  
Elseif ATTEMPTTHEFTITEMONPERSON eq 1 AND ATTEMPTTHEFTWHAT eq  
14..26 goto ATTEMPTTHEFTITEMS  
Elseif ATTEMPTTHEFTITEMONPERSON ne 1 and ATTEMPTTHEFTONPERSON  
eq 1 and HHMEMBERPRESENT eq 2 goto ATTEMPTPICKPKCT_CHK  
Else goto DAMAGED
```



Check

## ATTEMPTPICKPCKT\_CK

BNCVS2.THEFT\_MV.ATTEMPTPICKPCKT\_CK

**Description:** Edit check to verify presence when HHMEMBERPRESENT eq "No" , but ATTEMPTTHEFTONPERSON or ATTEMPTTHEFTITEMONPERSON are coded as if the offender attempted to steal something directly from the respondent.

**Inherited Universe:** INCINDEX ge 1 and SKIPMID ne 1

**Universe:** HHMEMBERPRESENT eq 2 and ATTEMPTTHEFTONPERSON eq 1 or  
HHMEMBERPRESENT eq 2 and ATTEMPTTHEFTITEMONPERSON eq 1

**Universe Description:** Respondent was not present, yet the offender tried to steal something from their person.

**Text:** ♦ The answers to HHMEMBERPRESENT, ATTEMPTTHEFTONPERSON and/or ATTEMPTTHEFTITEMONPERSON are inconsistent.

♦ It was recorded that the respondent was not present, but it was also reported that the offender tried to take something directly from the respondent.

♦ Press the "Goto" button to return to HHMEMBERPRESENT, ATTEMPTTHEFTONPERSON or ATTEMPTTHEFTITEMONPERSON to resolve this issue or the "Suppress" button to accept the inconsistency.

**Check Instructions:** HHMEMBERPRESENT, ATTEMPTTHEFTONPERSON and ATTEMPTTHEFTITEMONPERSON should all be in the selection box of the edit check.

This edit check should be added in the Production June instrument.

**Type:** Soft

**Skip Instructions:** If "Suppress" is selected and ATTEMPTTHEFTITEMONPERSON eq 1 and ATTEMPTTHEFTWHAT ne 14..26 goto OTHATTEMPTONPERS\_CK  
Elseif "Suppress" is selected and ATTEMPTTHEFTITEMONPERSON eq 1 and ATTEMPTTHEFTWHAT eq 14..27 goto ATTEMPTTHEFTITEMS  
Elseif "Goto" is selected goto HHMEMBERPRESENT, ATTEMPTTHEFTONPERSON or ATTEMPTTHEFTITEMONPERSON (depending on which item is selected in the selection field).  
Else goto DAMAGED

---

## OTHATTEMPTONPERS CK

BNCVS2.THEFT\_MV.OTHATTEMPTONPERS CK

---

Check

**Description:** This edit check should appear when the respondent reports that the offender tried to take something other than cash, purse or wallet from their person, however it was reported that the offender only tried to take cash, purse or wallet in ATTEMPTTHEFTWHAT

**Inherited Universe:** INCINDEX ge 1 and SKIPMID ne 1

**Universe:** ATTEMPTTHEFTITEMONPERSON eq 1 and ATTEMPTTHEFTWHAT ne 14..26

**Universe Description:** The offender tried to take other items from the person (ATTEMPTTHEFTITEMONPERSON eq 1) when only cash, purse, or wallet was reported as attempted to be taken (ATTEMPTTHEFTWHAT in 11..13).

**Text:** ♦ The offender only tried to take cash/purse/wallet in ATTEMPTTHEFTWHAT. If the offender tried to take something else from victim, it must first be reported in ATTEMPTTHEFTWHAT. If the offender only tried to take cash/purse/wallet from victim, go to ATTEMPTTHEFTITEMONPERSON and enter "No".

**Check Instructions:** The interviewer will only have the choice of either

- 1) going to ATTEMPTTHEFTWHAT to enter something else that the offender tried to take OR
- 2) going to ATTEMPTTHEFTITEMONPERSON to enter that the offender did not try to take anything else from their person

**Type:** Hard

**Skip Instructions:** goto ATTEMPTTHEFTWHAT  
goto ATTEMPTTHEFTITEMONPERSON

Field

**ATTEMPTTHEFTITEMS**  
BNCVS2.THEFT\_MV.ATTEMPTTHEFTITEMS

**Description:** Which items did the offender try to take directly from respondent

**Form Pane Label:** Which items

**SAS Name:**

**Tag Name:** ATTEMPTTHEFTITEMS

**Inherited Universe:** INCINDEX ge 1 and SKIPMID ne 1

**Universe:** ATTEMPTTHEFTITEMONPERSON eq 1 and ATTEMPTTHEFTWHAT eq 14..26

**Universe Description:**

**Question Text:** Which items did the ^OFFENDER\_OFFENDERS try to take directly from ^YOU\_NAME?

\* Exclude property not belonging to ^RESPONDENT\_VICTIM or other household member.

**Fills:** OFFENDER\_OFFENDERS

**Instructions:** If ONEORMOREOFFENDERS eq 2 fill OFFENDER\_OFFENDERS with "offenders"  
Elseif ONEORMOREOFFENDERS eq 1, 3, RF, or "empty" fill OFFENDER\_OFFENDERS with "offender".

**Fills:** YOU\_NAME

**Instructions:** If SELFPROXY eq 2 fill YOU\_NAME with "you"  
Else fill YOU\_NAME with ^NAME.

**Fills:** RESPONDENT\_VICTIM

**Instructions:** If SELFPROXY eq 2 fill RESPONDENT\_VICTIM with "respondent"  
Else fill RESPONDENT\_VICTIM with "victim".

**Type:** Set

**Max Number of Values:**

**Length:** 2

**Answer List:** Items\_Attempted\_Theft\_On\_Person

---

Value:	Mnemonic:	Description:
14		Credit cards, check, bank cards

---

15	Car
16	Other motor vehicle
17	Part of a motor vehicle
18	Gasoline or oil
19	Bicycle or parts
20	TV, DVD player, VCR, stereo, other household appliances
21	Silver, china, art objects
22	Other household furnishings
23	Personal effects (clothing, jewelry, toys, etc.)
24	Handgun (pistol, revolver)
25	Other firearm (rifle, shotgun)
26	Other - Specify
40	All of the above

- Don't Know
- Refuse
- Empty

- On Input
- On Output

Array:

**Special Instructions:** The answer type for this field will comprise of all items marked in field ATTEMPTTHEFTWHAT, excluding cash, purse, or wallet (ATTEMPTTHEFTWHAT eq 11, 12, 13). So a roster will need to be created and filled based on the answers marked in ATTEMPTTHEFTWHAT (categories 14-26 are only ones that could be valid for ATTEMPTTHEFTITEMS).

The text in parenthesis was the store instructions, but moved here for reference purposes (Store 0 in index2, Do for index 14..26, If tabindex ne 0 then store tabindex in index2 and store ATTEMPTTHEFTITEMS\_text (c95\_text in CASES) in table2 Store 0 in index4, Do for index6 14..26, If table2 ne blank then add 1 to index4 and store table2 in table3)

If precode 40 is entered, then only those precodes marked in field ATTEMPTTHEFTWHAT should be marked in this field; excluding cash, purse, wallet.

This ITEM is an Editing/Coding instrument item.

Need to add edit check for an invalid precode based on what entered in ATTEMPTTHEFTWHAT.

Also need to update skip pattern for invalid entries.

**Skip Instructions:** DAMAGED

Field

**WHATWASTAKEN**  
BNCVS2.THEFT\_MV.WHATWASTAKEN

**Description:** What did the offender take

**Form Pane Label:** What was stolen

**SAS Name:**

**Tag Name:** WHATWASTAKEN

**Inherited Universe:** INCINDEX ge 1 and SKIPMID ne 1

**Universe:** THEFT eq 1 or\  
OTHERONPERSON\_CK and WHATWASTAKEN is selected from the goto menu

**Universe Description:**

**Question Text:** What was taken that belonged to ^YOU\_NAME or others in the household?

✦ **Probe:** (Anything else?)

✦ Enter all that apply, separate with commas.

**Fills:** YOU\_NAME

**Instructions:** If SELFPROXY eq 2 fill YOU\_NAME with "you"

Else fill YOU\_NAME with ^NAME.

**Type:** Set

**Max Number of Values:**

**Length:** 2

**Answer List:** Items\_Theft

Value:	Mnemonic:	Description:
11	Cash	<>CASH/PURSE/WALLET/CREDIT CARDS[n] Cash
12	Purse	Purse
13		Wallet
14		Credit cards, checks, bank cards
15	Car	<>VEHICLE OR PARTS[n] Car
16		Other motor vehicle
17		Part of a motor vehicle (tire, hubcap, attached car stereo or satellite radio, attached CB radio, etc.)
18		Unattached motor vehicle accessories or equipment (unattached CD player or satellite radio, etc.)
19		Gasoline or oil

20	Bicycle or parts
21	<>HOUSEHOLD FURNISHINGS[n] TV, DVD player, VCR, stereo, other household appliances
22	Silver, china, art objects
23	Other household furnishings (furniture, rugs, etc.)
24	<>PERSONAL EFFECTS[n] Portable electronic and photographic gear (Personal stereo, TV, cellphone, camera, etc.)
25	Clothing, furs, luggage, briefcase
26	Jewelry, watch, keys
27	Collection of stamps, coins, etc.
28	Toys, sports and recreation equipment (not listed above)
29	Other personal and portable objects
30	<>FIREARMS[n] Handgun (pistol, revolver)
31	Other firearm (rifle, shotgun)
32	<>MISCELLANEOUS[n] Tools, machines, office equipment
33	Farm or garden produce, plants, fruit, logs
34	Animals - pet or livestock
35	Food or liquor
36	Other - Specify
37	Don't know

- Don't Know
- Refuse
- Empty

- On Input
- On Output

Array:

**Special Instructions:** This ITEM is an Editing/Coding instrument item.

**Skip Instructions:** If WHATWASTAKEN eq 36 goto WHATWASTAKEN\_SPEC  
Elseif WHATWASTAKEN eq 11 goto AMOUNTCASHTAKEN  
Elseif WHATWASTAKEN eq 12,13 goto PRSWLT\_CONTAINMONEY  
Else goto WHOOWNEDSTOLENPROPERTY

Field

---

**WHATWASTAKEN\_SPEC**  
BNCVS2.THEFT\_MV.WHATWASTAKEN\_SPEC

---

**Description:** Write-in entry for what was stolen

**Form Pane Label:** What was stolen Specify

**SAS Name:**

**Tag Name:** WHATWASTAKEN\_SPEC

**Inherited Universe:** INCINDEX ge 1 and SKIPMID ne 1

**Universe:** WHATWASTAKEN eq 36

**Universe Description:**

**Question Text:** [+ Please specify what was taken.](#)

**Type:** String

**Length:** 35

- Don't Know
- Refuse
- Empty

- On Input
- On Output

**Array:**

**Special Instructions:** This ITEM is an Editing/Coding instrument item.

**Skip Instructions:** If WHATWASTAKEN eq 11 goto AMOUNTCASHTAKEN  
Elseif WHATWASTAKEN eq 12,13 goto PRSWLT\_CONTAINMONEY  
Else goto WHOOWNEDSTOLENPROPERTY

---

## PRSWLT\_CONTAINMONEY

BNCVS2.THEFT\_MV.PRSWLT\_CONTAINMONEY

---

Field

**Description:** Did the stolen purse or wallet contain any money

**Form Pane Label:** Did it contain money

**SAS Name:**

**Tag Name:** PRSWLT\_CONTAINMONEY

**Inherited Universe:** INCINDEX ge 1 and SKIPMID ne 1

**Universe:** WHATWASTAKEN eq 12, 13

**Universe Description:**

**Question Text:** Did ^PURSE\_WALLET\_STLN contain any money?

**Fills:** PURSE\_WALLET\_STLN

**Instructions:** If WHATWASTAKEN eq 12 and 13 fill PURSE\_WALLET with "the stolen purse and wallet"

**Elseif** WHATWASTAKEN eq 12 fill PURSE\_WALLET with "the stolen purse"

**Elseif** WHATWASTAKEN eq 13 fill PURSE\_WALLET with "the stolen wallet"

**Type:** Enumerated

**Length:** 1

**Answer List:** TYesNo

Value:	Mnemonic:	Description:
1	Yes	Yes
2	No	No

Don't Know

Refuse

Empty

On Input

On Output

**Store Instructions:** #If PRSWLT\_CONTAINMONEY eq 1 store 11 in WHATWASTAKEN# (this store instruction was removed from the instrument because it was causing problems in the instrument since WHATWASTAKEN is before PRSWLT\_CONTAINMONEY and looping back caused issues. Instead, we will store 11 in WHATWASTAKEN during post-processing).

**Array:**



**Special Instructions:** This ITEM is an Editing/Coding instrument item.

This Item in E/C should allow 'empty'.

**Skip Instructions:** If PRSWLT\_CONTAINMONEY eq 1 goto AMOUNTCASHTAKEN  
Else goto WHOOWNEDSTOLENPROPERTY

---

## AMOUNTCASHTAKEN

Field

BNCVS2.THEFT\_MV.AMOUNTCASHTAKEN

---

**Description:** Dollar amount of cash stolen

**Form Pane Label:** Amount of cash

**SAS Name:**

**Tag Name:** AMOUNTCASHTAKEN

**Inherited Universe:** INCINDEX ge 1 and SKIPMID ne 1

**Universe:** WHATWASTAKEN eq 11 or\  
PRSWLT\_CONTAINMONEY eq 1

**Universe Description:**

**Question Text:** ♦ If not sure, ask:

**How much cash was taken?**

♦ Round to the nearest dollar

♦ Enter a number between 1-999,996

**Type:** Real / decimal

**Length:** 6

**Min:** 1

**Max:** 999996

Don't Know

Refuse

Empty

On Input

On Output

**Array:**

**Special Instructions:** Use a currency mask in the form pane, so displays as \$\_\_\_\_\_ with the dollar sign to the left of the answer field.

The interviewer should not be allowed to enter decimals, only whole dollar amounts.

This ITEM is an Editing/Coding instrument item.

**Skip Instructions:** WHOOWNEDSTOLENPROPERTY

Field

## WHOOWNEDSTOLENPROPERTY

BNCVS2.THEFT\_MV.WHOOWNEDSTOLENPROPERTY

**Description:** Who did the property belong to - theft

**Form Pane Label:** Property belonged to

**SAS Name:**

**Tag Name:** WHOOWNEDSTOLENPROPERTY

**Inherited Universe:** INCINDEX ge 1 and SKIPMID ne 1

**Universe:** THEFT eq 1

### Universe Description:

**Question Text:** Did the stolen ^PROPERTY\_MONEY belong to ^YOU\_NAME personally, to someone else in the household, or to both ^YOU\_NAME and other household members?

**Fills:** PROPERTY\_MONEY

**Instructions:** If ATTEMPTTHEFTWHAT eq 11 AND ne 12-26 fill PROPERTY\_MONEY with "money"

Elseif ATTEMPTTHEFTWHAT eq 11 AND eq (any of) 12-26 fill PROPERTY\_MONEY with "property and money"

Elseif ATTEMPTTHEFTWHAT ne 11 AND eq (any of) 12-26 fill PROPERTY\_MONEY with "property".

Elseif WHATWASTAKEN eq 11 AND ne 12-36 fill PROPERTY\_MONEY with "money"

Elseif WHATWASTAKEN eq 11 AND eq (any of) 12-36 fill PROPERTY\_MONEY with "property and money"

Else fill PROPERTY\_MONEY with "property".

**Fills:** YOU\_NAME

**Instructions:** If SELFPROXY eq 2 fill YOU\_NAME with "you"

Else fill YOU\_NAME with ^NAME.

**Type:** Enumerated

**Length:** 1

**Answer List:** Who\_Property\_Belonged\_To

Value:	Mnemonic:	Description:
1		^RESP_C_NAME only
2		^RESP_C_NAME and other household member(s)

---

3	Other household member(s) only
4	Nonhousehold member(s) only
5	Other - Specify

---

- Don't Know
- Refuse
- Empty

- On Input
- On Output

Array:

**Special Instructions:** This ITEM is an Editing/Coding instrument item.

**Skip Instructions:** If WHOOWNEDSTOLENPROPERTY eq 1,4,DK,RF and WHATWASTAKEN eq 15,16  
goto PERMISSIONGIVEN  
Elseif WHOOWNEDSTOLENPROPERTY eq 1,4,DK,RF and WHATWASTAKEN ne  
15,16 goto ARTICLEINCAR  
Elseif WHOOWNEDSTOLENPROPERTY eq 5 goto  
WHOOWNEDSTOLENPROPERTY\_SPEC  
Else goto OTHERSOWNEDSTOLENPROPERTY

Field

---

## WHOOWNEDSTOLENPROPERTY\_SPEC

BNCVS2.THEFT\_MV.WHOOWNEDSTOLENPROPERTY\_SPEC

---

**Description:** Write-in entry for who the property belonged to - theft

**Form Pane Label:** Prop belonged to Specify

**SAS Name:**

**Tag Name:** WHOOWNEDSTOLENPROPERTY\_SPEC

**Inherited Universe:** INCINDEX ge 1 and SKIPMID ne 1

**Universe:** WHOOWNEDSTOLENPROPERTY eq 5

**Universe Description:**

**Question Text:** ♦ Please specify who the stolen ^PROPERTY\_MONEY belonged to.

**Fills:** PROPERTY\_MONEY

**Instructions:** If ATTEMPTTHEFTWHAT eq 11 AND ne 12-26 fill PROPERTY\_MONEY with "money"

Elseif ATTEMPTTHEFTWHAT eq 11 AND eq (any of) 12-26 fill PROPERTY\_MONEY with "property and money"

Elseif ATTEMPTTHEFTWHAT ne 11 AND eq (any of) 12-26 fill PROPERTY\_MONEY with "property".

Elseif WHATWASTAKEN eq 11 AND ne 12-36 fill PROPERTY\_MONEY with "money"

Elseif WHATWASTAKEN eq 11 AND eq (any of) 12-36 fill PROPERTY\_MONEY with "property and money"

Else fill PROPERTY\_MONEY with "property".

**Type:** String

**Length:** 35

- Don't Know
- Refuse
- Empty

- On Input
- On Output

**Array:**

**Special Instructions:** This ITEM is an Editing/Coding instrument item.

**Skip Instructions:** If WHATWASTAKEN eq 15,16 goto PERMISSIONGIVEN  
Else goto ARTICLEINCAR

---

## OTHERSOWNEDSTOLENPROPERTY

BNCVS2.THEFT\_MV.OTHERSOWNEDSTOLENPROPERTY

---

Field

**Description:** Which household members did the property belong to - theft

**Form Pane Label:** Which HH members

**SAS Name:**

**Tag Name:** OTHERSOWNEDSTOLENPROPERTY

**Inherited Universe:** INCINDEX ge 1 and SKIPMID ne 1

**Universe:** WHOOWNEDSTOLENPROPERTY eq 2, 3

### Universe Description:

**Question Text:** \* If not sure, ask:

Besides ^THERESPONDENT\_NAME, which household member(s) owned the stolen ^PROPERTY\_MONEY?

\* Enter appropriate line number(s).

**Fills:** THERESPONDENT\_NAME

**Instructions:** If SELFPROXY eq 2 fill THERESPONDENT\_NAME with "the respondent"  
Else fill THERESPONDENT\_NAME with ^NAME.

**Fills:** PROPERTY\_MONEY

**Instructions:** If ATTEMPTTHEFTWHAT eq 11 AND ne 12-26 fill PROPERTY\_MONEY with "money"  
Elseif ATTEMPTTHEFTWHAT eq 11 AND eq (any of) 12-26 fill PROPERTY\_MONEY with "property and money"  
Elseif ATTEMPTTHEFTWHAT ne 11 AND eq (any of) 12-26 fill PROPERTY\_MONEY with "property".

Elseif WHATWASTAKEN eq 11 AND ne 12-36 fill PROPERTY\_MONEY with "money"

Elseif WHATWASTAKEN eq 11 AND eq (any of) 12-36 fill PROPERTY\_MONEY with "property and money"  
Else fill PROPERTY\_MONEY with "property".

**Type:** Set

**Max Number of Values:**

**Length:** 2

**Answer List:** Household\_Property\_Answer\_Category\_40

Value:	Mnemonic:	Description:
1		^L_NO ^NAME
2		^L_NO ^NAME
3		^L_NO ^NAME
4		^L_NO ^NAME
5		^L_NO ^NAME
6		^L_NO ^NAME
7		^L_NO ^NAME
8		^L_NO ^NAME
9		^L_NO ^NAME
10		^L_NO ^NAME
11		^L_NO ^NAME
12		^L_NO ^NAME
13		^L_NO ^NAME
14		^L_NO ^NAME
15		^L_NO ^NAME
16		^L_NO ^NAME
17		^L_NO ^NAME
18		^L_NO ^NAME
19		^L_NO ^NAME
20		^L_NO ^NAME
21		^L_NO ^NAME
22		^L_NO ^NAME
23		^L_NO ^NAME
24		^L_NO ^NAME
25		^L_NO ^NAME
26		^L_NO ^NAME
27		^L_NO ^NAME
28		^L_NO ^NAME
29		^L_NO ^NAME
30		^L_NO ^NAME
40		Household property

- Don't Know
- Refuse
- Empty

- On Input
- On Output

Array:

**Special Instructions:** The answer type for this field will comprise of all household members.

So a roster will need to be created and filled based on the people listed on the household roster where PELIG It 9.

If precode 40 is entered for "household property" (i.e. property owned by all household members) then all eligible household members should be marked. -- THIS IS NOT CORRECT, IF PRECODE 40 IS MARKED DO NOT MARK OTHER LINE NUMBERS SINCE MULTIPLE STOLEN ITEMS CAN BE OWNED BY MULTIPLE PERSONS AND NOT NECESSARILY BY ENTIRE HHLD. OUR PROCEDURES ARE FOR THE FRS TO MARK 40 AND OTHER LINE NUMBERS WHEN DIFFERENT OWNERSHIP SITUATIONS EXISTS (-cds 11.01.07)

This ITEM is an Editing/Coding instrument item.

**Skip Instructions:** If ATTEMPTTHEFTLNS eq (RESPONDENTLINE or eq L\_NO for a person with MEMBER ne 1 or gt HIGHLNO) goto OTHERSOWNED\_CK  
Elseif WHATWASTAKEN eq 15,16 goto PERMISSIONGIVEN  
Else go to ARTICLEINCAR



---

Check

**OTHERSOWNED\_CK**  
BNCVS2.THEFT\_MV.OTHERSOWNED\_CK

---

**Description:** Hard edit check for invalid line numbers entered at  
OTHERSOWNEDSTOLENPROPERTY

**Inherited Universe:** INCINDEX ge 1 and SKIPMID ne 1

**Universe:** OTHERSOWNEDSTOLENPROPERTY eq RESPONDENTLINE or\  
eq L\_NO for a person with MEMBER ne 1 or \  
gt HIGHLNO

**Universe Description:** Line number entered is invalid (i.e. respondent's line number for self or proxy interview),  
linenumber for a nonmember, linenumber that is not valid based on highest line number  
in the household roster, or a line number for a person under age 12.

**Text:** ♦ You selected an invalid line number.

**Check Instructions:**

**Type:** Hard

**Skip Instructions:** OTHERSOWNEDSTOLENPROPERTY

## PERMISSIONGIVEN

Field

BNCVS2.THEFT\_MV.PERMISSIONGIVEN

**Description:** Had permission ever been given to use the vehicle

**Form Pane Label:** Gave permission

**SAS Name:**

**Tag Name:** PERMISSIONGIVEN

**Inherited Universe:** INCINDEX ge 1 and SKIPMID ne 1

**Universe:** WHATWASTAKEN eq 15,16

### Universe Description:

**Question Text:** Had permission to use the ^CAR\_MOTORVEHICLE ever been given to the ^OFFENDER\_OFFENDERS?

**Fills:** CAR\_MOTORVEHICLE

**Instructions:** If WHATWASTAKEN eq 15 fill CAR\_MOTORVEHICLE with "car"

Elseif WHATWASTAKEN eq 6 fill CAR\_MOTORVEHICLE with "motor vehicle"

Elseif WHATWASTAKEN eq 5 AND 6 fill CAR\_MOTORVEHICLE with "car and other motor vehicle".

**Fills:** OFFENDER\_OFFENDERS

**Instructions:** If ONEORMOREOFFENDERS eq 2 fill OFFENDER\_OFFENDERS with "offenders"

Elseif ONEORMOREOFFENDERS eq 1, 3, RF, or "empty" fill OFFENDER\_OFFENDERS with "offender".

**Type:** Enumerated

**Length:** 1

**Answer List:** TYes\_No\_Dk

Value:	Mnemonic:	Description:
1		Yes
2		No
3		Don't know

- Don't Know  
 Refuse  
 Empty

- On Input
- On Output

**Store Instructions:** \*\*NO LONGER NEEDED, THIS IS HANDLED IN THE FILL INSTRUCTIONS\*\*

Store <0> in index2

If WHATWASTAKEN eq 15 then add 1 to index2

If WHATWASTAKEN eq 16 then add 3 to index2

**Array:**

**Special Instructions:** This ITEM is an Editing/Coding instrument item.

**Skip Instructions:** If PERMISSIONGIVEN eq 1,RF goto RETURNCAR

Elseif PERMISSIONGIVEN eq 2,3 and WHATWASTAKEN eq 30 goto  
NUMBERHANDGUNS

Elseif PERMISSIONGIVEN eq 2,3 and WHATWASTAKEN eq 31 goto  
NUMBERFIREARMS

Elseif PERMISSIONGIVEN eq 2,3 and WHATWASTAKEN in 11..13 goto  
CASHONPERSON

Else goto OTHERONPERSON

# RETURNCAR

Field

BNCVS2.THEFT\_MV.RETURNCAR

**Description:** Was the vehicle returned

**Form Pane Label:** Car returned

**SAS Name:**

**Tag Name:** RETURNCAR

**Inherited Universe:** INCINDEX ge 1 and SKIPMID ne 1

**Universe:** PERMISSIONGIVEN eq 1, RF

## Universe Description:

**Question Text:** Did the offender return the ^CAR\_MOTORVEHICLE this time?

**Fills:** CAR\_MOTORVEHICLE

**Instructions:** If WHATWASTAKEN eq 15 fill CAR\_MOTORVEHICLE with "car"

Elseif WHATWASTAKEN eq 6 fill CAR\_MOTORVEHICLE with "motor vehicle"

Elseif WHATWASTAKEN eq 5 AND 6 fill CAR\_MOTORVEHICLE with "car and other motor vehicle".

**Type:** Enumerated

**Length:** 1

**Answer List:** TYesNo

Value:	Mnemonic:	Description:
1	Yes	Yes
2	No	No

- Don't Know
- Refuse
- Empty

- On Input
- On Output

**Store Instructions:** \*\*NO LONGER NEEDED, THIS IS HANDLED IN THE FILL INSTRUCTIONS\*\*

Store <0> in index2

If WHATWASTAKEN eq 15 then add 1 to index2

If WHATWASTAKEN eq 16 then add 3 to index2

**Array:**

**Special Instructions:** This ITEM is an Editing/Coding instrument item.

**Skip Instructions:** If WHATWASTAKEN eq 30 goto NUMBERHANDGUNS  
Elseif WHATWASTAKEN eq 31 goto NUMBERFIREARMS  
Elseif WHATWASTAKEN in 11..13 goto CASHONPERSON  
Else goto OTHERONPERSON

# ARTICLEINCAR

Field

BNCVS2.THEFT\_MV.ARTICLEINCAR

**Description:** Were items in or attached to a motor vehicle - theft

**Form Pane Label:** Items in motor vehicle

**SAS Name:**

**Tag Name:** ARTICLEINCAR

**Inherited Universe:** INCINDEX ge 1 and SKIPMID ne 1

**Universe:** THEFT eq 1 and WHATWASTAKEN ne empty and [(WHATWASTAKEN not ONLY eq 15) or (WHATWASTAKEN not ONLY eq 16) or (WHATWASTAKEN not only eq 15 AND 16)]

**Universe Description:**

**Question Text:** ♦ Ask or verify:

^WAS\_WERETHEARTICLES\_C IN or ATTACHED to a motor vehicle when  
^ITWAS\_THEYWERE taken?

**Fills:** WAS\_WERETHEARTICLES\_C

**Instructions:** If only one answer category marked in ATTEMPTTHEFTWHAT or WHATWASTAKEN fill WAS\_WERETHEARTICLES\_C with "Was the article"  
Else if ATTEMPTTHEFTWHAT eq 27 or WHATWASTAKEN eq 37 fill WAS\_WERETHEARTICLES\_C with "Was the article"  
Else if ATTEMPTTHEFTWHAT or WHATWASTAKEN eq "CTRL + R" fill WAS\_WERETHEARTICLES\_C with "Was the article"  
Else if more than one answer category marked in ATTEMPTTHEFTWHAT or WHATWASTAKEN fill WAS\_WERETHEARTICLES\_C with "Were the articles".

**Fills:** ITWAS\_THEYWERE

**Instructions:** If only one answer category marked in WHATWASTAKEN fill ITWAS\_THEYWERE with "it was"  
Else fill ITWAS\_THEYWERE with "they were".

**Type:** Enumerated

**Length:** 1

**Answer List:** TYesNo

Value:	Mnemonic:	Description:
1	Yes	Yes
2	No	No

- Don't Know
- Refuse
- Empty

- On Input
- On Output

Array:

**Special Instructions:** This ITEM is an Editing/Coding instrument item.

**Skip Instructions:** If WHATWASTAKEN eq 30 goto NUMBERHANDGUNS  
Elseif WHATWASTAKEN eq 31 goto NUMBERFIREARMS  
Elseif WHATWASTAKEN in 11..13 goto CASHONPERSON  
Else goto OTHERONPERSON

---

## NUMBERHANDGUNS

Field

BNCVS2.THEFT\_MV.NUMBERHANDGUNS

---

**Description:** Number of handguns stolen

**Form Pane Label:** Handguns

**SAS Name:**

**Tag Name:** NUMBERHANDGUNS

**Inherited Universe:** INCINDEX ge 1 and SKIPMID ne 1

**Universe:** WHATWASTAKEN eq 30

### Universe Description:

**Question Text:** How many handguns were taken?

**Type:** Integer

**Length:** 2

**Min:** 1

**Max:** 97

Don't Know

Refuse

Empty

On Input

On Output

**Array:**

**Special Instructions:** This ITEM is an Editing/Coding instrument item.

**Skip Instructions:** If WHATWASTAKEN eq 31 goto NUMBERFIREARMS

Elseif WHATWASTAKEN in 11..13 goto CASHONPERSON

Else goto OTHERONPERSON



Field

---

**NUMBERFIREARMS**  
BNCVS2.THEFT\_MV.NUMBERFIREARMS

---

**Description:** Number of firearms stolen

**Form Pane Label:** Firearms

**SAS Name:**

**Tag Name:** NUMBERFIREARMS

**Inherited Universe:** INCINDEX ge 1 and SKIPMID ne 1

**Universe:** WHATWASTAKEN eq 31

**Universe Description:**

**Question Text:** How many other types of firearms were taken?

**Type:** Integer

**Length:** 2

**Min:** 1

**Max:** 97

Don't Know

Refuse

Empty

On Input

On Output

**Array:**

**Special Instructions:** This ITEM is an Editing/Coding instrument item.

**Skip Instructions:** If WHATWASTAKEN in 11..13 goto CASHONPERSON  
Else goto OTHERONPERSON

---

## CASHONPERSON

Field

BNCVS2.THEFT\_MV.CASHONPERSON

---

**Description:** Was the cash/purse/wallet on their person - theft

**Form Pane Label:** Was cash on person

**SAS Name:**

**Tag Name:** CASHONPERSON

**Inherited Universe:** INCINDEX ge 1 and SKIPMID ne 1

**Universe:** WHATWASTAKEN = 11..13

### Universe Description:

**Question Text:** [+Ask or verify:](#)

Was the ^CASH\_PURSE\_WALLET\_T on ^YOUR\_HIS\_HER^NAMES person, for instance, in a pocket or being held?

**Fills:** CASH\_PURSE\_WALLET\_T

**Instructions:** If WHATWASTAKEN eq 11 AND ne 12, 13 fill CASH\_PURSE\_WALLET with "cash"

Elseif WHATWASTAKEN eq 12 AND ne 11, 13 fill CASH\_PURSE\_WALLET with "purse"

Elseif WHATWASTAKEN eq 13 AND ne 11, 12 fill CASH\_PURSE\_WALLET with "wallet"

Elseif WHATWASTAKEN eq 11 AND 12 AND ne 13 fill CASH\_PURSE\_WALLET with "cash or purse"

Elseif WHATWASTAKEN eq 11 AND 13 AND ne 12 fill CASH\_PURSE\_WALLET with "cash or wallet"

Elseif WHATWASTAKEN eq 12 AND 13 AND ne 11 fill CASH\_PURSE\_WALLET with "purse or wallet"

Elseif WHATWASTAKEN eq 11 AND 12 AND 13 fill CASH\_PURSE\_WALLET with "cash, purse, or wallet".

**Fills:** YOUR\_HIS\_HER

**Instructions:** If SELFPROXY eq 2 fill YOUR\_HIS\_HER with "your"

Elseif SELFPROXY eq 4 AND SEX eq 1 fill YOUR\_HIS\_HER with "his"

Elseif SELFPROXY eq 4 AND SEX eq 2 fill YOUR\_HIS\_HER with "her"

Elseif SELFPROXY eq 4 AND SEX ne 1 or 2 fill YOUR\_HIS\_HER with ^NAME.  
(fill with the first and last name of L\_NO collecting demographic information for)

**Fills:** NAMES

---

**Instructions: If SELFPROXY eq 4 AND SEX is blank fill NAMES with ""s"  
Else leave NAMES blank.**

**Type:** Enumerated  
**Length:** 1

**Answer List:** TYesNo

---

<b>Value:</b>	<b>Mnemonic:</b>	<b>Description:</b>
1	Yes	Yes
2	No	No

---

- Don't Know
- Refuse
- Empty

- On Input
- On Output

**Store Instructions:** \*\*NO LONGER NEEDED, THIS IS HANDLED IN THE FILL INSTRUCTIONS\*\*

If WHATWASTAKEN eq 11 then add 1 to index3

If WHATWASTAKEN eq 12 then add 3 to index3

If WHATWASTAKEN eq 13 then add 5 to index3

**Array:**

**Special Instructions:** This ITEM is an Editing/Coding instrument item.

**Skip Instructions:** OTHERONPERSON

---

## OTHERONPERSON

Field

BNCVS2.THEFT\_MV.OTHERONPERSON

---

**Description:** Was the property on their person - theft

**Form Pane Label:** Property on person

**SAS Name:**

**Tag Name:** OTHERONPERSON

**Inherited Universe:** INCINDEX ge 1 and SKIPMID ne 1

**Universe:** WHATWASTAKEN or \  
(OTHERONPERSON\_CK and OTHERONPERSON is selected from the goto menu)

**Universe Description:**

**Question Text:** \* Ask or verify:

Was there anything ^ELSE2 the ^OFFENDER\_OFFENDERS took directly from ^YOU\_HIM\_HER, for instance, from ^YOUR\_HIS\_HER^NAMES pocket or hands, or something that ^YOU\_HE\_SHE ^WERE\_WAS wearing?

\* Exclude property not belonging to ^RESPONDENT\_VICTIM or other household member.

**Fills:** ELSE2

**Instructions:** If WHATWASTAKEN eq 11 OR 12 OR 13 AND CASHONPERSON eq 1 fill ELSE2 with "else"  
Else leave ELSE2 blank.

**Fills:** OFFENDER\_OFFENDERS

**Instructions:** If ONEORMOREOFFENDERS eq 2 fill OFFENDER\_OFFENDERS with "offenders"  
Elseif ONEORMOREOFFENDERS eq 1, 3, RF, or "empty" fill OFFENDER\_OFFENDERS with "offender".

**Fills:** YOU\_HIM\_HER

**Instructions:** If SELFPROXY eq 2 fill YOU\_HIM\_HER with "you"  
Elseif SELFPROXY eq 4 AND SEX eq 1 fill YOU\_HIM\_HER with "him"  
Elseif SELFPROXY eq 4 AND SEX eq 2 fill YOU\_HIM\_HER with "her"  
Elseif SELFPROXY eq 4 AND SEX ne 1 or 2 fill YOU\_HIM\_HER with ^NAME.

**Fills:** YOUR\_HIS\_HER

**Instructions:** If SELFPROXY eq 2 fill YOUR\_HIS\_HER with "your"

Elseif SELFPROXY eq 4 AND SEX eq 1 fill YOUR\_HIS\_HER with "his"  
Elseif SELFPROXY eq 4 AND SEX eq 2 fill YOUR\_HIS\_HER with "her"  
Elseif SELFPROXY eq 4 AND SEX ne 1 or 2 fill YOUR\_HIS\_HER with ^NAME.  
(fill with the first and last name of L\_NO collecting demographic information for)

**Fills:** NAMES

**Instructions:** If SELFPROXY eq 4 AND SEX is blank fill NAMES with ""s"  
Else leave NAMES blank.

**Fills:** YOU\_HE\_SHE

**Instructions:** If SELFPROXY eq 2 fill YOU\_HE\_SHE with "you"  
Elseif SELFPROXY eq 4 AND SEX eq 1 fill YOU\_HE\_SHE with "he"  
Elseif SELFPROXY eq 4 AND SEX eq 2 fill YOU\_HE\_SHE with "she"  
Elseif SELFPROXY eq 4 AND SEX is blank fill YOU\_HE\_SHE with ^NAME.

**Fills:** WERE\_WAS

**Instructions:** If SELFPROXY eq 2 fill WERE\_WAS with "were"  
Else fill WERE\_WAS with "was".

**Fills:** RESPONDENT\_VICTIM

**Instructions:** If SELFPROXY eq 2 fill RESPONDENT\_VICTIM with "respondent"  
Else fill RESPONDENT\_VICTIM with "victim".

**Type:** Enumerated

**Length:** 1

**Answer List:** TYesNo

Value:	Mnemonic:	Description:
1	Yes	Yes
2	No	No

Don't Know  
 Refuse  
 Empty

On Input  
 On Output

**Array:**

**Special Instructions:** This ITEM is an Editing/Coding instrument item.

**Skip Instructions:** (Until May 2009):

If OTHERONPERSON eq 1 and WHATWASTAKEN eq 14..36, RF goto  
ITEMSTAKEN

Elseif OTHERONPERSON eq 2,RF and WHATWASTAKEN only eq 11,14 goto  
ALLPARTRECOVERED

Else goto PROPERTYVALUE

(Starting in June 2009):

If OTHERONPERSON eq 1 and HHMEMBERPRESENT eq 2 goto  
PICKPOCKET\_CK

Elseif OTHERONPERSON eq 1 and WHATWASTAKEN ne 14..36 goto  
OTHERONPERSON\_CK

Elseif OTHERONPERSON eq 1 and WHATWASTAKEN eq 14..36, RF goto  
ITEMSTAKEN

Elseif OTHERONPERSON ne 1 and CASHONPERSON eq 1 and  
HHMEMBERPRESENT eq 2 goto PICKPOCKET\_CK

Elseif OTHERONPERSON eq 2,RF and WHATWASTAKEN only eq 11,14 goto  
ALLPARTRECOVERED

Else goto PROPERTYVALUE

Check

**PICKPOCKET\_CK**  
BNCVS2.THEFT\_MV.PICKPOCKET\_CK

**Description:** Edit check to verify presence when HHMEMBERPRESENT eq "No" , but CASHONPERSON or OTHERONPERSON are coded as if the offender stole something directly from the respondent.

**Inherited Universe:** INCINDEX ge 1 and SKIPMID ne 1

**Universe:** HHMEMBERPRESENT eq 2 and CASHONPERSON eq 1 or\  
HHMEMBERPRESENT eq 2 and OTHERONPERSON eq 1

**Universe Description:** Respondent was not present, yet the offender stole something from their person.

**Text:** \* The answers to HHMEMBERPRESENT, CASHONPERSON and/or OTHERONPERSON are inconsistent.

\* It was recorded that the respondent was not present, but it was also reported that the offender stole something directly from the respondent.

\* Press the "Goto" button to return to HHMEMBERPRESENT, CASHONPERSON or OTHERONPERSON to resolve this issue or the "Suppress" button to accept the inconsistency.

**Check Instructions:** HHMEMBERPRESENT, CASHONPERSON and OTHERONPERSON should all be in the selection box of the edit check.

This edit check should be added in the Production June instrument.

**Type:** Soft

**Skip Instructions:** If "Suppress" is selected and OTHERONPERSON eq 1 and WHATWASTAKEN ne 14..36 goto OTHERONPERSON\_CK  
Elseif "Suppress" is selected and OTHERONPERSON eq 1 and WHATWASTAKEN eq 14..36, RF goto ITEMSTAKEN  
Elseif "Goto" is selected goto HHMEMBERPRESENT, CASHONPERSON or OTHERONPERSON (depending on which item is selected in the selection field).  
Else goto PROPERTYVALUE

---

## OTHERONPERSON\_CK

Check

BNCVS2.THEFT\_MV.OTHERONPERSON\_CK

---

**Description:** This edit check should appear when the respondent reports something other than cash, purse or wallet was stolen from their person, however only cash, purse or wallet was reported stolen in WHATWASTAKEN

**Inherited Universe:** INCINDEX ge 1 and SKIPMID ne 1

**Universe:** OTHERONPERSON eq 1 and WHATWASTAKEN ne 14..36

**Universe Description:** Other items taken from the person (OTHERONPERSON eq 1) when only cash, purse, or wallet reported stolen (WHATWASTAKEN in 11..13).

**Text:** \* Only cash/purse/wallet reported as stolen in WHATWASTAKEN. If something else was taken from victim, it must first be reported in WHATWASTAKEN. If only cash/purse/wallet was taken from victim, go to OTHERONPERSON and enter "no".

**Check Instructions:** The interviewer will only have the choice of either  
1) going to WHATWASTAKEN to enter something else that was stolen or  
2) going to OTHERONPERSON to enter nothing else was stolen from the victim

**Type:** Hard

**Skip Instructions:** goto WHATWASTAKEN  
goto OTHERONPERSON



Field

**ITEMSTAKEN**  
BNCVS2.THEFT\_MV.ITEMSTAKEN

**Description:** Which items did the offender take directly from the respondent

**Form Pane Label:** Which items

**SAS Name:**

**Tag Name:** ITEMSTAKEN

**Inherited Universe:** INCINDEX ge 1 and SKIPMID ne 1

**Universe:** OTHERONPERSON = 1 and WHATWASTAKEN = 14..36

**Universe Description:**

**Question Text:** Which items did the ^OFFENDER\_OFFENDERS take directly from  
^YOU\_NAME?

✦ Exclude property not belonging to ^RESPONDENT\_VICTIM or other household member.

ITEMS TAKEN:

**Fills:** OFFENDER\_OFFENDERS

**Instructions:** If ONEORMOREOFFENDERS eq 2 fill OFFENDER\_OFFENDERS with "offenders"

Elseif ONEORMOREOFFENDERS eq 1, 3, RF, or "empty" fill OFFENDER\_OFFENDERS with "offender".

**Fills:** YOU\_NAME

**Instructions:** If SELFPROXY eq 2 fill YOU\_NAME with "you"

Else fill YOU\_NAME with ^NAME.

**Fills:** RESPONDENT\_VICTIM

**Instructions:** If SELFPROXY eq 2 fill RESPONDENT\_VICTIM with "respondent"

Else fill RESPONDENT\_VICTIM with "victim".

**Type:** Set

**Max Number of Values:**

**Length:** 2

**Answer List:** Items\_Theft\_On\_Person

---

Value:	Mnemonic:	Description:
--------	-----------	--------------

---

---

14	Credit cards, checks, bank cards
15	Car
16	Other motor vehicle
17	Part of a motor vehicle
18	Unattached motor vehicle accessories or equipment
19	Gasoline or oil
20	Bicycle or parts
21	TV, DVD player, VCR, stereo, other household appliances
22	Silver, china, art objects
23	Other household furnishings
24	Portable electronic and photographic gear
25	Clothing, furs, luggage, briefcase
26	Jewelry, watch, keys
27	Collection of stamps, coins, etc.
28	Toys, sports and recreation equipment
29	Other personal and portable objects
30	Handgun (pistol, revolver)
31	Other firearm (rifle, shotgun)
32	Tools, machines, office equipment
33	Farm or garden produce, plants, fruit, logs
34	Animals - pet or livestock
35	Food or liquor
36	Other - Specify
40	All of the above

---

- Don't Know
- Refuse
- Empty

- On Input
- On Output

Array:

**Special Instructions:** The answer type for this field will comprise of all items marked in field WHATWASTAKEN, excluding cash, purse, or wallet (WHATWASTAKEN eq 11, 12, 13). So a roster will need to be created and filled based on the answers marked in WHATWASTAKEN (categories 14-36 are only ones that could be valid for ITEMSTAKEN).

The text in parenthesis was the store instructions, but moved here for reference purposes (Store 0 in index2, Do for index 14..36, If tabindex ne 0 then store tabindex in index2 and store ITEMSTAKEN text (c103 text in CASES) in table2

---

Store 0 in index4, Do for index6 14..36, If table2 ne blank then add 1 to index4 and store table2 in table3)

If precode 40 is entered, then only those precodes marked in field WHATWASTAKEN should be marked in this field; excluding cash, purse, wallet.

This ITEM is an Editing/Coding instrument item.

Need to add edit check for an invalid precode not entered in WHATWASTAKEN.  
Skip pattern will need to be updated based on this situation.

**Skip Instructions:** PROPERTYVALUE

---

## PROPERTYVALUE

Field

BNCVS2.THEFT\_MV.PROPERTYVALUE

---

**Description:** Dollar amount of the value of the stolen property

**Form Pane Label:** Property value

**SAS Name:**

**Tag Name:** PROPERTYVALUE

**Inherited Universe:** INCINDEX ge 1 and SKIPMID ne 1

**Universe:** WHATWASTAKEN = 11..36, but does not only = 11, 14

### Universe Description:

**Question Text:** What was the value of the PROPERTY that was taken? Include recovered property. (^CASH\_CREDITCARDS If jointly owned with a nonhousehold member(s), include only the share owned by household members.)

- \* Enter total dollar value for all items taken
- \* Round to the nearest dollar
- \* Enter a number between 1-999,996
- \* If respondent is unsure, ask for an estimate

**Fills:** CASH\_CREDITCARDS

**Instructions:** If WHATWASTAKEN eq 11 fill CASH\_CREDITCARDS with "Exclude any stolen cash."

Elseif WHATWASTAKEN eq 14 fill CASH\_CREDITCARDS with "Exclude any stolen checks or credit cards."

Elseif WHATWASTAKEN eq 11 AND 14 fill CASH\_CREDITCARDS with "Exclude any stolen cash, checks, or credit cards."

**Type:** Real / decimal

**Length:** 6

**Min:** 0

**Max:** 999996

- Don't Know
- Refuse
- Empty

On Input

On Output

**Array:**

**Special Instructions:** Use a currency mask in the form pane, so displays as \$\_\_\_\_\_ with the dollar sign to the left of the answer field.

The interviewer should not be allowed to enter decimals, only whole dollar amounts.

This ITEM is an Editing/Coding instrument item.

**Skip Instructions:** If PROPERTYVALUE = 0..999996 goto DECIDEDVALUE  
Else goto ALLPARTRECOVERED

## DECIDEDVALUE

Field

BNCVS2.THEFT\_MV.DECIDEDVALUE

**Description:** How respondent decided the value of the stolen property

**Form Pane Label:** How decided value

**SAS Name:**

**Tag Name:** DECIDEDVALUE

**Inherited Universe:** INCINDEX ge 1 and SKIPMID ne 1

**Universe:** PROPERTYVALUE eq 0-999996

### Universe Description:

**Question Text:** How did ^YOU\_NAME decide the value of the property that was taken?

✦ **Probe:** (Any other way?)

✦ Enter all that apply, separate with commas.

**Fills:** YOU\_NAME

**Instructions:** If SELFPROXY eq 2 fill YOU\_NAME with "you"  
Else fill YOU\_NAME with ^NAME.

**Type:** Set

**Max Number of Values:**

**Length:** 2

**Answer List:** Decided\_Value

Value:	Mnemonic:	Description:
11		Original cost
12		Replacement cost
13		Personal estimate of current value
14		Insurance report estimate
15		Police estimate
16		Don't know
17		Other - Specify

- Don't Know  
 Refuse  
 Empty

- On Input
- On Output

**Array:**

**Special Instructions:** This ITEM is an Editing/Coding instrument item.

**Skip Instructions:** If DECIDEDVALUE in 11..16, RF goto ALLPARTRECOVERED  
Else goto DECIDEDVALUE\_SPEC

---

## DECIDEDVALUE\_SPEC

Field

BNCVS2.THEFT\_MV.DECIDEDVALUE\_SPEC

---

**Description:** Write-in entry for how respondent decided the value of the stolen property

**Form Pane Label:** How decided Specify

**SAS Name:**

**Tag Name:** DECIDEDVALUE\_SPEC

**Inherited Universe:** INCINDEX ge 1 and SKIPMID ne 1

**Universe:** DECIDEDVALUE = 17

### Universe Description:

**Question Text:** [+ Please specify how the value of the property that was taken was decided.](#)

**Type:** String

**Length:** 35

- Don't Know
- Refuse
- Empty

- On Input
- On Output

**Array:**

**Special Instructions:** This ITEM is an Editing/Coding instrument item.

**Skip Instructions:** ALLPARTRECOVERED



Field

**ALLPARTRECOVERED**  
BNCVS2.THEFT\_MV.ALLPARTRECOVERED

**Description:** Was any of the stolen property recovered

**Form Pane Label:** Recovered

**SAS Name:**

**Tag Name:** ALLPARTRECOVERED

**Inherited Universe:** INCINDEX ge 1 and SKIPMID ne 1

**Universe:** WHATWASTAKEN

**Universe Description:**

**Question Text:** Was all or part of the stolen ^PROPERTY\_MONEY recovered, not counting anything received from insurance?

**Fills:** PROPERTY\_MONEY

**Instructions:** If ATTEMPTTHEFTWHAT eq 11 AND ne 12-26 fill PROPERTY\_MONEY with "money"

Elseif ATTEMPTTHEFTWHAT eq 11 AND eq (any of) 12-26 fill PROPERTY\_MONEY with "property and money"

Elseif ATTEMPTTHEFTWHAT ne 11 AND eq (any of) 12-26 fill PROPERTY\_MONEY with "property".

Elseif WHATWASTAKEN eq 11 AND ne 12-36 fill PROPERTY\_MONEY with "money"

Elseif WHATWASTAKEN eq 11 AND eq (any of) 12-36 fill PROPERTY\_MONEY with "property and money"

Else fill PROPERTY\_MONEY with "property".

**Type:** Enumerated

**Length:** 1

**Answer List:** All\_Part\_None

Value:	Mnemonic:	Description:
1		All
2		Part
3		None

- Don't Know
- Refuse
- Empty

- On Input  
 On Output

**Store Instructions:** Store 0 in index2  
Do for index 11..36  
If tabindex ne 0 then store tabindex in index2 and store ITEMSTAKEN\_text  
(c103\_text in CASES) in table2

Store 0 in index4  
Do for index6 11..36  
If table2 ne blank then add 1 to index4 and store table2 in table3

**Array:**

**Special Instructions:** The answer type for this field will comprise of all items marked in field  
WHATWASTAKEN

So a roster will need to be created and filled based on the answers marked in  
WHATWASTAKEN

This ITEM is an Editing/Coding instrument item.

**Skip Instructions:** If ALLPARTRECOVERED eq 1 and WHATWASTAKEN eq 12, 13, 15..37, RF goto  
RECOVEREDCASHVALUE  
Elseif ALLPARTRECOVERED eq 2 goto WHATRECOVERED  
Else goto RECOVEREDINSURANCE

Field

## WHATRECOVERED

BNCVS2.THEFT\_MV.WHATRECOVERED

**Description:** What items were recovered

**Form Pane Label:** What was recovered

**SAS Name:**

**Tag Name:** WHATRECOVERED

**Inherited Universe:** INCINDEX ge 1 and SKIPMID ne 1

**Universe:** ALLPARTRECOVERED eq 2

**Universe Description:**

**Question Text:** What was recovered?

✦ **Probe:** (Anything else?)

✦ Enter all that apply, separate with commas.

**Type:** Set

**Max Number of Values:**

**Length:** 6

**Answer List:** What\_Recovered

Value:	Mnemonic:	Description:
1	Cash	Cash
2		Purse
3		Wallet
4		Credit cards, checks, bank cards
5		Car or other motor vehicle
6		Property other than the above

- Don't Know  
 Refuse  
 Empty

- On Input  
 On Output

**Array:**

**Special Instructions:** This ITEM is an Editing/Coding instrument item.

**Skip Instructions:** If WHATRECOVERED eq 1 and AMOUNTCASHTAKEN ne 1-999996,DK,RF OR  
WHATRECOVERED eq 2 and WHATWASTAKEN eq entry but ne 12 OR  
WHATRECOVERED eq 3 and WHATWASTAKEN eq entry but ne 13 OR  
WHATRECOVERED eq 4 and WHATWASTAKEN eq entry but ne 14 OR  
WHATRECOVERED eq 5 and WHATWASTAKEN eq entry but ne 15,16 OR  
WHATRECOVERED eq 6 and WHATWASTAKEN eq entry but ne 17..36  
goto WHAT\_RECOVERED\_CK  
Elseif WHATRECOVERED eq 1 goto CASHRECOVERED  
Elseif WHATRECOVERED eq 2,3 goto CONTAINMONEY  
Elseif WHATRECOVERED only eq 4 goto RECOVEREDINSURANCE  
Elseif WHATRECOVERED eq RF goto RECOVEREDINSURANCE  
Else goto RECOVEREDCASHVALUE

---

Check

**WHAT\_RECOVERED\_CK**  
BNCVS2.THEFT\_MV.WHAT\_RECOVERED\_CK

---

**Description:** Cash, purse, wallet, car, or other property reported recovered but not reported as stolen.

**Inherited Universe:** INCINDEX ge 1 and SKIPMID ne 1

**Universe:** WHATRECOVERED eq 1 and AMOUNTCASHTAKEN ne 1-999996,DK,RF OR\  
WHATRECOVERED eq 2 and WHATWASTAKEN eq entry but ne 12 OR\  
WHATRECOVERED eq 3 and WHATWASTAKEN eq entry but ne 13 OR\  
WHATRECOVERED eq 4 and WHATWASTAKEN eq entry but ne 14 OR \  
WHATRECOVERED eq 5 and WHATWASTAKEN eq entry but ne 15,16 OR \  
WHATRECOVERED eq 6 and WHATWASTAKEN eq entry but ne 17..36

**Universe Description:** The entry in WHATRECOVERED does not match the entries in WHATWASTAKEN or AMOUNTCASHTAKEN. For example, in WHATRECOVERED the FR marked Precode 5, but a car or motor vehicle were not marked as stolen in WHATWASTAKEN

**Text:** [✦ Invalid entry. You reported something was recovered that was not reported as stolen.](#)

**Check Instructions:**

**Type:** Hard

**Skip Instructions:** If GOTO allow return to WHATWASTAKEN or WHATRECOVERED

## CONTAINMONEY

Field

BNCVS2.THEFT\_MV.CONTAINMONEY

**Description:** Did the recovered purse or wallet contain any money

**Form Pane Label:** Did it contain money

**SAS Name:**

**Tag Name:** CONTAINMONEY

**Inherited Universe:** INCINDEX ge 1 and SKIPMID ne 1

**Universe:** WHATRECOVERED = 2, 3

### Universe Description:

**Question Text:** Did ^PURSE\_WALLET contain any money?

**Fills:** PURSE\_WALLET

**Instructions:** If WHATRECOVERED eq 2 and 3 fill PURSE\_WALLET with "the recovered purse and wallet"

Elseif WHATRECOVERED eq 2 fill PURSE\_WALLET with "the recovered purse"

Elseif WHATRECOVERED eq 3 fill PURSE\_WALLET with "the recovered wallet"

**Type:** Enumerated

**Length:** 1

**Answer List:** TYesNo

Value:	Mnemonic:	Description:
1	Yes	Yes
2	No	No

Don't Know

Refuse

Empty

On Input

On Output

**Array:**

**Special Instructions:** This ITEM is an Editing/Coding instrument item.

**Skip Instructions:** If CONTAINMONEY = 1 goto CASHRECOVERED  
Else goto RECOVEREDCASHVALUE

Field

**CASHRECOVERED**  
BNCVS2.THEFT\_MV.CASHRECOVERED

**Description:** How much cash was recovered

**Form Pane Label:** Cash recovered

**SAS Name:**

**Tag Name:** CASHRECOVERED

**Inherited Universe:** INCINDEX ge 1 and SKIPMID ne 1

**Universe:** WHATRECOVERED eq 1 or\  
CONTAINMONEY eq 1

**Universe Description:**

**Question Text:** ♦ *If necessary:* How much cash was recovered?

**CASH REPORTED TAKEN:** \$^CASHTAKEN.00

♦ Round to the nearest dollar

♦ Enter a number between 1-999,996

**Fills:** CASHTAKEN

**Instructions:** Fill CASHTAKEN with the entry from AMOUNTCASHTAKEN.

**Type:** Real / decimal

**Length:** 6

**Min:** 0

**Max:** 999996

Don't Know

Refuse

Empty

On Input

On Output

**Array:**

**Special Instructions:** Use a currency mask in the form pane, so displays as \$\_\_\_\_\_ with the dollar sign to the left of the answer field.

The interviewer should not be allowed to enter decimals, only whole dollar amounts.

This ITEM is an Editing/Coding instrument item.

**Skip Instructions:** If CASHRECOVERED eq 1-999996 and gt AMOUNTCASHTAKEN entry of 1-999996  
goto CASH\_CHK  
Elseif WHATRECOVERED ne 2, 3, 5, 6, RF goto RECOVEREDINSURANCE  
Else goto RECOVEREDCASHVALUE



---

Check

**CASH\_CK**  
BNCVS2.THEFT\_MV.CASH\_CK

---

**Description:** Hard edit check when the amount of cash reported stolen is greater than the amount of cash reported recovered

**Inherited Universe:** INCINDEX ge 1 and SKIPMID ne 1

**Universe:** CASHRECOVERED eq 1-999996 and is gt AMOUNTCASHTAKEN entry of 1-999996

**Universe Description:** Amount of cash recovered is \$1-\$999,996 and is greater than the amount of cash stolen value of \$1-\$999,996

**Text:** ♦ The amount of cash reported stolen, ^CASHTAKEN is less than the amount of cash reported recovered, ^CASHRECOVERED.

**Check Instructions:** Both AMOUNTOFCASHTAKEN and CASHRECOVERED should be in the lower window in order to navigate to the two items that evoked the edit check.

**Type:** Hard

**Skip Instructions:** Goto AMOUNTOFCASHTAKEN (to change entry) or CASHRECOVERED (to change entry) depending on which item is highlighted in the lower window of the edit check.

**Fills:** CASHTAKEN

**Instructions:** Fill CASHTAKEN with the entry from AMOUNTCASHTAKEN.

**Fills:** CASHRECOVERED

**Instructions:** Fill CASHRECOVERED with the entry from CASHRECOVERED

---

## RECOVEREDCASHVALUE

Field

BNCVS2.THEFT\_MV.RECOVEREDCASHVALUE

---

**Description:** What was the value of the property after it was recovered

**Form Pane Label:** Recovered prop value

**SAS Name:**

**Tag Name:** RECOVEREDCASHVALUE

**Inherited Universe:** INCINDEX ge 1 and SKIPMID ne 1

**Universe:** (WHATWASTAKEN ne "empty" and not only eq 11, 14 and ALLPARTRECOVERED eq 1) or \  
(ALLPARTRECOVERED eq 2 and WHATRECOVERED eq 2,3,5,6)

**Universe Description:**

**Question Text:** Considering any damage, what was the value of the property after it was recovered? ^DONOTINCLUDE

✦ If value of recovered property is the same as value of property taken then enter the amount below.

**VALUE OF PROPERTY TAKEN: \$^PROPVALUE.00**

✦ Round to the nearest dollar

✦ Enter a number between 1-999,996

**Fills:** PROPVALUE

**Instructions:** Fill PROPVALUE with entry from PROPERTYVALUE.

**Type:** Integer

**Length:** 6

**Min:** 0

**Max:** 999996

Don't Know

Refuse

Empty

On Input

On Output

**Array:**

**Special Instructions:** REMEMBER TO ADD IN EDIT when c108 gt c104 - DONE 2/3/06 cjl

This ITEM is an Editing/Coding instrument item.

**Skip Instructions:** If RECOVEREDCASHVALUE eq 1-999996 and gt PROPERTYVALUE entry of 1-999996 goto PROPERTYVALUE\_CHK  
Else goto RECOVEREDINSURANCE

---

## PROPERTYVALUE\_CK

Check

BNCVS2.THEFT\_MV.PROPERTYVALUE\_CK

---

**Description:** Soft edit check when the value of the property that was recovered is greater than the value of the property that was taken

**Inherited Universe:** INCINDEX ge 1 and SKIPMID ne 1

**Universe:** RECOVEREDCASHVALUE eq 1-999996 and is gt PROPERTYVALUE entry of 1-999996

**Universe Description:** Value of property recovered is \$1-\$999,996 and is greater than the value of stolen property, which is an entry of \$1-\$999,996

**Text:** ♦ The value of the property that was recovered, ^RECPROPVALUE, is greater than the value of the property that was taken, ^PROPVALUE.

**Check Instructions:** GOTO should allow options for selecting to goto RECOVEREDCASHVALUE and PROPERTYVALUE

**Type:** Soft

**Skip Instructions:** If 'GOTO' is selected goto RECOVEREDCASHVALUE or PROPERTYVALUE  
If 'SUPPRESS' is selected goto RECOVEREDINSURANCE

**Fills:** RECPROPVALUE

**Instructions:** Fill RECPROPVALUE with RECOVEREDCASHVALUE.

**Fills:** PROPVALUE

**Instructions:** Fill PROPVALUE with entry from PROPERTYVALUE.

Field

## RECOVEREDINSURANCE

BNCVS2.THEFT\_MV.RECOVEREDINSURANCE

**Description:** Theft reported to insurance company

**Form Pane Label:** Reported to insurance

**SAS Name:**

**Tag Name:** RECOVEREDINSURANCE

**Inherited Universe:** INCINDEX ge 1 and SKIPMID ne 1

**Universe:** THEFT=1

### Universe Description:

**Question Text:** Was the theft reported to an insurance company?

**Type:** Enumerated

**Length:** 1

**Answer List:** Yes\_No\_Dk\_Reported\_To\_Insurance

Value:	Mnemonic:	Description:
1		Yes
2		No
3		Don't know
4		Don't have insurance

- Don't Know
- Refuse
- Empty

- On Input
- On Output

**Array:**

**Special Instructions:** This ITEM is an Editing/Coding instrument item.

**Skip Instructions:** DAMAGED

---

## NCVS2SEC5INTID

Field

BNCVS2.THEFT\_MV.NCVS2SEC5INTID

---

**Description:** ID of the FR who completed the NCVS 2, Section 5 block (TheftMV)

**Form Pane Label:**

**SAS Name:**

**Tag Name:** ncvs2sec5intid

**Inherited Universe:** INCINDEX ge 1 and SKIPMID ne 1

**Universe:**

**Universe Description:**

**Question Text:**

**Type:** Classification

**Length:** 3

- Don't Know
- Refuse
- Empty

- On Input
- On Output

**Store Instructions:** If ((ATTMPTTHEFT eq 2,3,RF or  
ATTEMPTTHEFTITEMONPERSON eq 2,RF or  
ATTEMPTTHEFTITEMS in 14-26,40,DK,RF or  
RECOVEREDINSURANCE eq 1,2,3,4,RF) AND NCVS2SEC5INTID is empty)  
store INTID in NCVS2SEC5INTID and  
store USERID in NCVS2SEC5JBID

**Array:**

---

Field

**NCVS2SEC5JBID**  
BNCVS2.THEFT\_MV.NCVS2SEC5JBID

---

**Description:** James Bond ID of the FR who completed the NCVS 2, Section 5 block (TheftMV)

**Form Pane Label:**

**SAS Name:**

**Tag Name:** ncvs2sec5jbid

**Inherited Universe:** INCINDEX ge 1 and SKIPMID ne 1

**Universe:**

**Universe Description:**

**Question Text:**

**Type:** Classification

**Length:** 8

- Don't Know
- Refuse
- Empty

- On Input
- On Output

**Store Instructions:** If ((ATTMPTTHEFT eq 2,3,RF or  
ATTEMPTTHEFTITEMONPERSON eq 2,RF or  
ATTEMPTTHEFTITEMS in 14-26,40,DK,RF or  
RECOVEREDINSURANCE eq 1,2,3,4,RF) AND NCVS2SEC5JBID is empty)  
store USERID in NCVS2SEC5JBID

**Array:**

---

**DAMAGE\_POLICE**  
BNCVS2.DAMAGE\_POLICE

---

Block

**Description:** Property Damage, Police

**Tab Name:** Property Damage, Police

**Fly Over Name:**

**Universe Type:** If

**Inherited Universe:** INCINDEX ge 1 and SKIPMID ne 1

**Universe:**

**Universe Description:**

**Array:**

**Block Instructions:**



Field

**DAMAGED**

BNCVS2.DAMAGE\_POLICE.DAMAGED

**Description:** Anything damaged, other than stolen property

**Form Pane Label:** Anything damaged

**SAS Name:**

**Tag Name:** DAMAGED

**Inherited Universe:** INCINDEX ge 1 and SKIPMID ne 1

**Universe:** THEFT

**Universe Description:**

**Help Screen:** H\_DAMAGED\_ENG

**Question Text:**

**^OTHERTHANSTOLEN\_WAS anything that belonged to ^YOU\_NAME or other members of the household damaged in this incident?**

**\*Probe: (For example, was [a lock or window broken/clothing damaged/damage done to a car], or something else?)**

**Fills:** OTHERTHANSTOLEN\_WAS

**Instructions:** If THEFT eq 1 fill OTHERTHANSTOLEN\_WAS with "Other than stolen property was"

Else fill OTHERTHANSTOLEN\_WAS with "Was".

**Fills:** YOU\_NAME

**Instructions:** If SELFPROXY eq 2 fill YOU\_NAME with "you"

Else fill YOU\_NAME with ^NAME.

**Type:** Enumerated

**Length:** 1

**Answer List:** TYesNo

Value:	Mnemonic:	Description:
1	Yes	Yes
2	No	No

Don't Know  
 Refuse

Empty

On Input

On Output

**Array:**

**Special Instructions:** For the Spanish Help screen, use H\_DAMAGED\_SP.

This ITEM is an Editing/Coding instrument item.

**Skip Instructions:** If DAMAGED = 1 goto DAMAGEDREPAIRED  
Else goto POLICEINFORMED

Field

**DAMAGEDREPAIRED**  
BNCVS2.DAMAGE\_POLICE.DAMAGEDREPAIRED

**Description:** Were the damaged items repaired or replaced

**Form Pane Label:** Replace damaged items

**SAS Name:**

**Tag Name:** DAMAGEDREPAIRED

**Inherited Universe:** INCINDEX ge 1 and SKIPMID ne 1

**Universe:** DAMAGED eq 1

**Universe Description:**

**Question Text:** [Was/Were] the damaged item(s) repaired or replaced?

**Type:** Enumerated

**Length:** 1

**Answer List:** Yes(All)\_Yes(Part)\_No(None)

Value:	Mnemonic:	Description:
1		Yes, all
2		Yes, part
3		No, none

Don't Know

Refuse

Empty

On Input

On Output

**Array:**

**Special Instructions:** This ITEM is an Editing/Coding instrument item.

**Skip Instructions:** If DAMAGEDREPAIRED eq 1,2 goto ACTCOSTREPAIRREPLACE  
Elseif DAMAGEDREPAIRED eq 3,DK,RF goto ESTCOSTTOREPAIRREPLACE

---

## ESTCOSTTOREPAIRREPLACE

Field

BNCVS2.DAMAGE\_POLICE.ESTCOSTTOREPAIRREPLACE

---

**Description:** Estimated cost if items had been repaired/replaced

**Form Pane Label:** Est. cost to replace

**SAS Name:**

**Tag Name:** ESTCOSTTOREPAIRREPLACE

**Inherited Universe:** INCINDEX ge 1 and SKIPMID ne 1

**Universe:** DAMAGEDREPAIRED = 3, DK, RF

### Universe Description:

**Question Text:** How much would it cost to repair or replace the damaged item(s)?

- ◆ Enter 0 for no cost
- ◆ Round to the nearest dollar
- ◆ Enter a number between 1-999,996

**Type:** Real / decimal

**Length:** 6

**Min:** 0

**Max:** 999996

- Don't Know
- Refuse
- Empty

- On Input
- On Output

**Array:**

**Special Instructions:** Use a currency mask in the form pane, so displays as \$\_\_\_\_\_ with the dollar sign to the left of the answer field.

The interviewer should not be allowed to enter decimals, only whole dollar amounts.

This ITEM is an Editing/Coding instrument item.

**Skip Instructions:** If ESTCOSTTOREPAIRREPLACE = 000001..999996, DK, RF goto PAIDREPAIRS  
Else goto POLICEINFORMED

Field

## ACTCOSTREPAIRREPLACE

BNCVS2.DAMAGE\_POLICE.ACTCOSTREPAIRREPLACE

**Description:** Actual cost to repair/replace items

**Form Pane Label:** Actual cost to replace

**SAS Name:**

**Tag Name:** ACTCOSTREPAIRREPLACE

**Inherited Universe:** INCINDEX ge 1 and SKIPMID ne 1

**Universe:** DAMAGEDREPAIRED = 1,2

### Universe Description:

**Question Text:** How much was the repair or replacement cost?

- ◆ Enter 0 for no cost
- ◆ Round to the nearest dollar
- ◆ Enter a number between 1-999,996

**Type:** Real / decimal

**Length:** 6

**Min:** 0

**Max:** 999996

- Don't Know
- Refuse
- Empty

- On Input
- On Output

**Array:**

**Special Instructions:** Use a currency mask in the form pane, so displays as \$\_\_\_\_\_ with the dollar sign to the left of the answer field.

The interviewer should not be allowed to enter decimals, only whole dollar amounts.

This ITEM is an Editing/Coding instrument item.

**Skip Instructions:** If ACTCOSTREPAIRREPLACE = 000001..999996, DK, RF goto PAIDREPAIRS  
Else goto POLICEINFORMED

# PAIDREPAIRS

Field

BNCVS2.DAMAGE\_POLICE.PAIDREPAIRS

**Description:** Who paid for the items to be repaired/replaced

**Form Pane Label:** Who paid for

**SAS Name:**

**Tag Name:** PAIDREPAIRS

**Inherited Universe:** INCINDEX ge 1 and SKIPMID ne 1

**Universe:** ESTCOSTTOREPAIRREPLACE eq 000001..999996, DK, RF or  
ACTCOSTREPAIRREPLACE eq 000001..999996, DK, RF

**Universe Description:**

**Question Text:** Who ^PAIDWILLPAY for the repairs or replacement?

✦ **Probe:** (Anyone else?)

✦ Enter all that apply, separate with commas.

**Fills:** PAIDWILLPAY

**Instructions:** If DAMAGEDREPAIRED eq 1 or 2 fill PAIDWILLPAY with "paid"  
Else fill PAIDWILLPAY with "will pay"

**Type:** Set

**Max Number of Values:**

**Length:** 1

**Answer List:** Who\_Pays\_Repairs\_Replacement

Value:	Mnemonic:	Description:
1		Items will not be repaired or replaced
2		Household member
3		Landlord or landlord's insurance
4		Victim's (or household's) insurance
5		Offender
6		Other - Specify

Don't Know

Refuse

Empty

- On Input
- On Output

**Array:**

**Special Instructions:** This ITEM is an Editing/Coding instrument item.

**Skip Instructions:** If PAIDREPAIRS eq 1..5,DK,RF goto POLICEINFORMED  
Else goto PAIDREPAIRS\_SPEC

---

## PAIDREPAIRS\_SPEC

BNCVS2.DAMAGE\_POLICE.PAIDREPAIRS\_SPEC

---

Field

**Description:** Write-in entry for who paid to repair/replace items

**Form Pane Label:** Who paid Specify

**SAS Name:**

**Tag Name:** PAIDREPAIRS\_SPEC

**Inherited Universe:** INCINDEX ge 1 and SKIPMID ne 1

**Universe:** PAIDREPAIRS = 6

**Universe Description:**

**Question Text:** [+Please specify who \(paid/will pay\) for the repairs or replacement.](#)

**Type:** String

**Length:** 35

- Don't Know
- Refuse
- Empty

- On Input
- On Output

**Array:**

**Special Instructions:** This ITEM is an Editing/Coding instrument item.

**Skip Instructions:** Go to POLICEINFORMED



Field

**POLICEINFORMED**  
BNCVS2.DAMAGE\_POLICE.POLICEINFORMED

**Description:** Were the police informed about the incident

**Form Pane Label:** Police informed

**SAS Name:**

**Tag Name:** POLICEINFORMED

**Inherited Universe:** INCINDEX ge 1 and SKIPMID ne 1

**Universe:** DAMAGED

**Universe Description:**

**Help Screen:** H\_POLICEINFORMED\_ENG

**Question Text:**

**Were the police informed or did they find out about this incident in any way?**

**Type:** Enumerated

**Length:** 1

**Answer List:** TYes\_No\_Dk

Value:	Mnemonic:	Description:
1		Yes
2		No
3		Don't know

- Don't Know  
 Refuse  
 Empty

- On Input  
 On Output

**Array:**

**Special Instructions:** For the Spanish Help screen, use H\_POLICEINFORMED\_SP.

This ITEM is an Editing/Coding instrument item.

**Skip Instructions:** If POLICEINFORMED eq 1 goto POLICEFINDOUT  
Elseif POLICEINFORMED eq 2 goto NOTREPORTEDPOLICE  
Else goto AGENCYHELP

## POLICEFINDOUT

Field

BNCVS2.DAMAGE\_POLICE.POLICEFINDOUT

**Description:** How did police find out about the incident

**Form Pane Label:** How police found out

**SAS Name:**

**Tag Name:** POLICEFINDOUT

**Inherited Universe:** INCINDEX ge 1 and SKIPMID ne 1

**Universe:** POLICEINFORMED eq 1

### Universe Description:

**Question Text:** How did the police find out about it?

◆ Enter first precode that applies

◆ ^PROXYRESPONDENTINSTRUCTION

**Fills:** PROXYRESPONDENTINSTRUCTION

**Instructions:** If SELFPROXY eq 4 fill PROXYRESPONDENTINSTRUCTION with the interviewer instruction "<>We want the proxy respondent to answer the questions POLICEFINDOUT through ANYTHINGFURTHER\_SPEC for himself/herself, not for the person for whom the interview is being taken.[n]"  
Else leave PROXYRESPONDENTINSTRUCTION blank.

**Type:** Enumerated

**Length:** 1

**Answer List:** How\_Police\_Found\_Out

Value:	Mnemonic:	Description:
11		Respondent
12		Other household member
13		Someone official called police (guard, apt. manager, school official, etc.)
14		Someone else
15		Police were at scene
16		Offender was a police officer
17		Some other way - Specify

Don't Know

Refuse

Empty

On Input

On Output

**Array:**

**Special Instructions:** This ITEM is an Editing/Coding instrument item.

**Skip Instructions:** If POLICEFINDOUT eq 11 goto REASONREPORT  
Elseif POLICEFINDOUT eq 12..14 goto POLICEARRIVE  
Elseif POLICEFINDOUT eq 15, DK, RF goto POLICEACTION  
Elseif POLICEFINDOUT eq 16 goto POLICECONTACT  
Else goto POLICEFINDOUT\_SPEC

---

## POLICEFINDOUT\_SPEC

Field

BNCVS2.DAMAGE\_POLICE.POLICEFINDOUT\_SPEC

---

**Description:** Write-in entry for how the police found out about the incident

**Form Pane Label:** Police found out Specify

**SAS Name:**

**Tag Name:** POLICEFINDOUT\_SPEC

**Inherited Universe:** INCINDEX ge 1 and SKIPMID ne 1

**Universe:** POLICEFINDOUT eq 17

### Universe Description:

**Question Text:** [+ Please specify how the police found out about it.](#)

**Type:** String

**Length:** 35

- Don't Know
- Refuse
- Empty

- On Input
- On Output

**Array:**

**Special Instructions:** This ITEM is an Editing/Coding instrument item.

**Skip Instructions:** POLICECONTACT

Field

## NOTREPORTEDPOLICE

BNCVS2.DAMAGE\_POLICE.NOTREPORTEDPOLICE

**Description:** Reason why the respondent did not report the incident to the police

**Form Pane Label:** Why not reported

**SAS Name:**

**Tag Name:** NOTREPORTEDPOLICE

**Inherited Universe:** INCINDEX ge 1 and SKIPMID ne 1

**Universe:** POLICEINFORMED = 2

**Universe Description:** THIS WAS 3 SCREENS IN CASES BUT NOW ONE ITEM IN BLAISE

**Help Screen:** H\_NOTREPORTED\_ENG

**Question Text:**

**What was the reason it was not reported to the police?**

◆ **Probe:** (Can you tell me a little more? Any other reason?)

◆ Enter all that apply, separate with commas.

◆ ^PROXYRESPONDENTINSTRUCTION

**Fills:** PROXYRESPONDENTINSTRUCTION

**Instructions:** If SELFPROXY eq 4 fill PROXYRESPONDENTINSTRUCTION with the interviewer instruction "<>We want the proxy respondent to answer the questions POLICEFINDOUT through ANYTHINGFURTHER\_SPEC for himself/herself, not for the person for whom the interview is being taken.[n]"  
Else leave PROXYRESPONDENTINSTRUCTION blank.

**Type:** Set

**Max Number of Values:**

**Length:** 1

**Answer List:** Reason\_Unreported\_To\_Police

Value:	Mnemonic:	Description:
11		<>DEALT WITH ANOTHER WAY[n] Reported to another official (guard, apt. manager, school official, etc.)
12		Private or personal matter or took care of it myself or informally; told offender's parent
13		<>NOT IMPORTANT ENOUGH TO RESPONDENT[n] Minor or unsuccessful

---

	crime, small or no loss, recovered property
14	Child offender(s), "kids stuff"
15	Not clear that it was a crime or that harm was intended
16	<>INSURANCE WOULDN'T COVER[n] No insurance, loss less than deductible, etc.
17	<>POLICE COULDN'T DO ANYTHING[n] Didn't find out until too late
18	Could not recover or identify property
19	Could not find or identify offender, lack of proof
20	<>POLICE WOULDN'T HELP[n] Police wouldn't think it was important enough, wouldn't want to be bothered or get involved
21	Police would be inefficient, ineffective (they'd arrive late or not at all, wouldn't do a good job, etc.)
22	Police would be biased, would harass/insult respondent, cause respondent trouble, etc.
23	Offender was a police officer
24	<>OTHER REASON[n] Did not want to get offender in trouble with the law
25	Was advised not to report to police
26	Afraid of reprisal by offender or others
27	Did not want to or could not take time - too inconvenient
28	Other - Specify
29	Respondent not present or doesn't know why it wasn't reported

---

- Don't Know
- Refuse
- Empty

- On Input
- On Output

**Store Instructions:** If NOTREPORTEDPOLICE = 11 store 1 in index,  
If NOTREPORTEDPOLICE = 12 store 1 in index,  
If NOTREPORTEDPOLICE = 13 store 1 in index,  
If NOTREPORTEDPOLICE = 14 store 1 in index,  
If NOTREPORTEDPOLICE = 15 store 1 in index,  
If NOTREPORTEDPOLICE = 16 store 1 in index,  
If NOTREPORTEDPOLICE = 17 store 1 in index,  
If NOTREPORTEDPOLICE = 18 store 1 in index,  
If NOTREPORTEDPOLICE = 19 store 1 in index,  
If NOTREPORTEDPOLICE = 20 store 1 in index,  
If NOTREPORTEDPOLICE = 21 store 1 in index,  
If NOTREPORTEDPOLICE = 22 store 1 in index,  
If NOTREPORTEDPOLICE = 23 store 1 in index,  
If NOTREPORTEDPOLICE = 24 store 1 in index,

If NOTREPORTEDPOLICE = 25 store 1 in index,  
If NOTREPORTEDPOLICE = 26 store 1 in index,  
If NOTREPORTEDPOLICE = 27 store 1 in index,  
If NOTREPORTEDPOLICE = 28 store 1 in index

**Array:**

**Special Instructions:** This ITEM is an Editing/Coding instrument item.

**Skip Instructions:** If NOTREPORTEDPOLICE eq 28 goto NOTREPORTEDPOLICE\_SPEC  
Elseif index gt 1 goto NOTREPORTIMPORTANT  
Else goto AGENCYHELP

---

## NOTREPORTEDPOLICE\_SPEC

BNCVS2.DAMAGE\_POLICE.NOTREPORTEDPOLICE\_SPEC

---

Field

**Description:** Write-in entry for why the respondent did not report the incident to police

**Form Pane Label:** Not reported Specify

**SAS Name:**

**Tag Name:** NOTREPORTEDPOLICE\_SPEC

**Inherited Universe:** INCINDEX ge 1 and SKIPMID ne 1

**Universe:** NOTREPORTEDPOLICE eq 28

**Universe Description:**

**Question Text:** [+ Please specify the reason it was not reported to the police.](#)

**Type:** String

**Length:** 35

- Don't Know
- Refuse
- Empty

- On Input
- On Output

**Array:**

**Special Instructions:** This ITEM is an Editing/Coding instrument item.

**Skip Instructions:** If index gt 1 goto NOTREPORTIMPORTANT  
Else goto AGENCYHELP



Field

**NOTREPORTIMPORTANT**

BNCVS2.DAMAGE\_POLICE.NOTREPORTIMPORTANT

**Description:** Most important reason - Not reported to police

**Form Pane Label:** Most important reason

**SAS Name:**

**Tag Name:** NOTREPORTIMPORTANT

**Inherited Universe:** INCINDEX ge 1 and SKIPMID ne 1

**Universe:** NOTREPORTEDPOLICE AND index gt 1

**Universe Description:**

**Question Text:** Which of these would you say was the most important reason why the incident was not reported to the police?

**REASONS NOT REPORTED:**

**Type:** Enumerated

**Length:** 2

**Answer List:** Reason\_Unreported\_Most\_Important

Value:	Mnemonic:	Description:
11		Reported to another official (guard, apt. manager, school official, etc.)
12		Private or personal matter or took care of it myself or informally; told offender's parent
13		Minor or unsuccessful crime, small or no loss, recovered property
14		Child offender(s),
15		Not clear that it was a crime or that harm was intended
16		No insurance, loss less than deductible, etc.
17		Didn't find out until too late
18		Could not recover or identify property
19		Could not find or identify offender, lack of proof
20		Police wouldn't think it was important enough, wouldn't want to be bothered or get involved
21		Police would be inefficient, ineffective
22		Police would be biased, would harass/insult respondent, cause respondent trouble, etc.
23		Offender was a police officer

---

24 **Did not want to get offender in trouble with the law**

---

25 **Was advised not to report to police**

---

26	Afraid of reprisal by offender or others
27	Did not want to or could not take time - too inconvenient
28	Other - Specify
29	None more important No one reason more important

---

- Don't Know
- Refuse
- Empty

- On Input
- On Output

**Array:**

**Special Instructions:** The answer list for this field is comprised of all answer categories selected in NOTREPORTEDPOLICE. Therefore, a roster will need to be created and filled based on the answers marked in NOTREPORTEDPOLICE.

The text in parenthesis was the store instructions, but moved here for reference purposes (Store 0 in index2, Do for index 11..28, If tabindex ne 0 then store tabindex in index2 and store NOTREPORTEDPOLICE\_text (c118\_text in CASES) in table2 Store 0 in index4, Do for index6 11..28, If table2 ne blank then add 1 to index4 and store table2 in table3)

This ITEM is an Editing/Coding instrument item.

Need to add edit check for an invalid precode based on entry in NOTREPORTEDPOLICE.

Also need to update skip based on this situation.

**Skip Instructions:** AGENCYHELP

Field

**REASONREPORT**  
 BNCVS2.DAMAGE\_POLICE.REASONREPORT

**Description:** Reason why the respondent reported the incident to the police

**Form Pane Label:** Why reported

**SAS Name:**

**Tag Name:** REASONREPORT

**Inherited Universe:** INCINDEX ge 1 and SKIPMID ne 1

**Universe:** POLICEFINDOUT eq 11

**Universe Description:**

**Help Screen:** H\_WHYREPORTED\_ENG

**Question Text:**

**Besides the fact that it was a crime, did YOU have any other reason for reporting this incident to the police?**

✦ **Probe: (Any other reason?)**

✦ **Enter all that apply, separate with commas.**

**Type:** Set

**Max Number of Values:**

**Length:** 1

**Answer List:** Other\_Reason(s)\_For\_Reporting\_To\_Police

Value:	Mnemonic:	Description:
11		<>TO GET HELP WITH THIS INCIDENT[n] Stop or prevent THIS incident from happening
12		Needed help after incident due to injury, etc.
13		<>TO RECOVER LOSS[n] To recover property
14		To collect insurance
15		<>TO GET OFFENDER[n] To prevent further crimes against respondent/respondent's household by this offender
16		To stop this offender from committing other crimes against anyone
17		To punish offender
18		Catch or find offender - other reason or no reason given
19		<>TO LET POLICE KNOW[n] To improve police surveillance of respondent's home, area, etc.
20		Duty to let police know about crime

---

21	<>OTHER[n] Other reason - Specify
22	No other reason

---

- Don't Know
- Refuse
- Empty

- On Input
- On Output

**Store Instructions:** If REASONREPORT eq 11 add 1 to index,  
If REASONREPORT eq 12 add 1 to index,  
If REASONREPORT eq 13 add 1 to index,  
If REASONREPORT eq 14 add 1 to index,  
If REASONREPORT eq 15 add 1 to index,  
If REASONREPORT eq 16 add 1 to index,  
If REASONREPORT eq 17 add 1 to index,  
If REASONREPORT eq 18 add 1 to index,  
If REASONREPORT eq 19 add 1 to index,  
If REASONREPORT eq 20 add 1 to index,  
If REASONREPORT eq 21 add 1 to index

This is no longer needed, but won't hurt to leave in. It is not needed since any entry other than 22 will go to item REPORTIMPORTANT. -cds 11.05.07

**Array:**

**Special Instructions:** This ITEM is an Editing/Coding instrument item.

**Skip Instructions:** (Until March 2009):

```
If REASONREPORT eq 21 goto REASONREPORT_SPEC
Elseif REASONREPORT eq 22 and any entry of 11 through 21 goto
REASONREPORT_CK
Elseif REASONREPORT eq 22 goto POLICEARRIVE
Elseif REASONREPORT eq one or more entries in 11..21 goto
REPORTIMPORTANT
Else goto POLICEARRIVE
```

(Starting in April 2009):

```
If REASONREPORT eq 21 goto REASONREPORT_SPEC
Elseif REASONREPORT eq 13 and ATTEMPTTHEFT eq 2 goto
REPORTTORECOVER_CK
Elseif REASONREPORT eq 22 and any entry of 11 through 21 goto
REASONREPORT_CK
Elseif REASONREPORT eq 22 goto POLICEARRIVE
Elseif REASONREPORT eq one or more entries in 11..21 goto
REPORTIMPORTANT
```

Else goto POLICEARRIVE

---

## REASONREPORT\_CK

Check

BNCVS2.DAMAGE\_POLICE.REASONREPORT\_CK

---

**Description:** Edit check for REASONREPORT to prevent marking answer category 22 in conjunction with any other answer category.

**Inherited Universe:** INCINDEX ge 1 and SKIPMID ne 1

**Universe:** REASONREPORT eq 22 and REASONREPORT eq any entry of 11 through 21

**Universe Description:** Reason for reporting to police is "No other reason" (ie. this implies that "Because it was a crime was most important) and other reason(s) also marked

**Text:** ✦ Invalid entry. You cannot select answer category 22 "No other reason" along with any other answer category in this item.

**Check Instructions:**

**Type:** Hard

**Skip Instructions:** REASONREPORT

Field

---

**REASONREPORT\_SPEC**  
BNCVS2.DAMAGE\_POLICE.REASONREPORT\_SPEC

---

**Description:** Write-in entry for why the respondent reported the incident to police

**Form Pane Label:** Why reported Specify

**SAS Name:**

**Tag Name:** REASONREPORT\_SPEC

**Inherited Universe:** INCINDEX ge 1 and SKIPMID ne 1

**Universe:** REASONREPORT eq 21

**Universe Description:**

**Question Text:** [+ Please specify other reason for reporting this incident to the police.](#)

**Type:** String

**Length:** 35

- Don't Know
- Refuse
- Empty

- On Input
- On Output

**Array:**

**Special Instructions:** This ITEM is an Editing/Coding instrument item.

**Skip Instructions:** (Until March 2009):

REPORTIMPORTANT

(Starting in April 2009):

If REASONREPORT eq 13 and ATTEMPTTHEFT eq 2 goto  
REPORTTORECOVER\_CK  
Else goto REPORTIMPORTANT



---

## REPORTTORECOVER\_CK

Check

BNCVS2.DAMAGE\_POLICE.REPORTTORECOVER\_CK

---

**Description:** Edit check to verify whether a theft or attempted theft occurred when the incident was reported to the police to recover stolen property, but no theft or attempted theft were reported in THEFT and ATTEMPTTHEFT.

**Inherited Universe:** INCINDEX ge 1 and SKIPMID ne 1

**Universe:** REASONREPORT eq 13 and ATTEMPTTHEFT eq 2

**Universe Description:** Reported this incident to the police to recover stolen property when no theft or attempted theft was recorded in THEFT and ATTEMPTTHEFT.

**Text:** ♦ The answers to THEFT, ATTEMPTTHEFT and REASONREPORT are inconsistent.

♦ It was reported that no theft or attempted theft occurred, but it was then recorded that the respondent called the police to recover stolen property.

♦ Press the "Goto" button to return to THEFT, ATTEMPTTHEFT or REASONREPORT to resolve this issue or the "Suppress" button to accept the inconsistency.

**Check Instructions:** THEFT, ATTEMPTTHEFT and REASONREPORT should all be in the selection box of the edit check.

This edit check should be added in the Production April instrument.

**Type:** Soft

**Skip Instructions:** If "Suppress" is selected goto REPORTIMPORTANT  
Elseif "Goto" is selected goto THEFT, ATTEMPTTHEFT or REASONREPORT  
(depending on which item is selected in the selection field).  
Else goto REASONREPORT

Field

**REPORTIMPORTANT**

BNCVS2.DAMAGE\_POLICE.REPORTIMPORTANT

**Description:** Most important reason - Reported to police

**Form Pane Label:** Most important reason

**SAS Name:**

**Tag Name:** REPORTIMPORTANT

**Inherited Universe:** INCINDEX ge 1 and SKIPMID ne 1

**Universe:** REASONREPORT eq 11-21

**Universe Description:**

**Question Text:** Which of these would you say was the most important reason why the incident was reported to the police?

**REASONS REPORTED TO POLICE:**

**Type:** Enumerated

**Length:** 2

**Answer List:** Other\_Reason(s)\_For\_Reporting\_Most\_Important

Value:	Mnemonic:	Description:
11		Stop or prevent THIS incident from happening
12		Needed help after incident due to injury, etc.
13		To recover property
14		To collect insurance
15		To prevent further crimes against respondent/respondent's household by this offender
16		To stop this offender from committing other crimes against anyone
17		To punish offender
18		Catch or find offender - other reason or no reason given
19		To improve police surveillance of respondent's home, area, etc.
20		Duty to let police know about crime
21		Other reason - Specify
22	Because was crime	Because it was a crime was most important
23		No one reason more important

- Don't Know
- Refuse
- Empty

- On Input
- On Output

Array:

**Special Instructions:** The answer type for this field will comprise of all categories (11 through 21) marked in field REASONREPORT plus the additional answer categories 22 (Because it was a crime was most important) and 23 (No one reason more important). Therefore, a roster will need to be created and filled based on the answers marked in REASONREPORT.

Additionally, you should always display answer categories 22 "Because it was a crime was most important" and 23 "No one reason more important" in the answer list for this item.

The text in parenthesis was the store instructions, but moved here for reference purposes (Store 0 in index2, Do for index 11..21, If tabindex ne 0 then store tabindex in index2 and store REASONREPORT\_text (c120\_text in CASES) in table2  
Store 0 in index4, Do for index6 11..21, If table2 ne blank then add 1 to index4 and store table2 in table3)

This ITEM is an Editing/Coding instrument item.

**Skip Instructions:** Go to POLICEARRIVE

Field

**POLICEARRIVE**  
BNCVS2.DAMAGE\_POLICE.POLICEARRIVE

**Description:** Did police come when informed of incident

**Form Pane Label:** Did police arrive

**SAS Name:**

**Tag Name:** POLICEARRIVE

**Inherited Universe:** INCINDEX ge 1 and SKIPMID ne 1

**Universe:** POLICEFINDOUT eq 11,12,13,14

**Universe Description:**

**Question Text:** Did the police come when they found out about the incident?

**Type:** Enumerated

**Length:** 1

**Answer List:** Yes\_No\_Dk\_RespWentToPolice

Value:	Mnemonic:	Description:
1		Yes
2		No
3		Don't know
4		Respondent went to police

- Don't Know
- Refuse
- Empty

- On Input
- On Output

**Array:**

**Special Instructions:** This ITEM is an Editing/Coding instrument item.

**Skip Instructions:** If POLICEARRIVE eq 1 goto TIMEPOLICEARRIVE  
Elseif POLICEARRIVE eq 2,3,RF goto POLICECONTACT  
Else goto POLICEACTION

# TIMEPOLICEARRIVE

Field

BNCVS2.DAMAGE\_POLICE.TIMEPOLICEARRIVE

**Description:** How soon did the police respond

**Form Pane Label:** How soon responded

**SAS Name:**

**Tag Name:** TIMEPOLICEARRIVE

**Inherited Universe:** INCINDEX ge 1 and SKIPMID ne 1

**Universe:** POLICEARRIVE = 1

## Universe Description:

**Question Text:** How soon after the police found out did they respond? Was it within 5 minutes, within 10 minutes, an hour, a day, or longer?

✦ Enter the code for the first answer category that the respondent is sure of.

**Type:** Enumerated

**Length:** 1

**Answer List:** How\_Soon\_Police\_Respond

Value:	Mnemonic:	Description:
1		Within 5 minutes
2		Within 10 minutes
3		Within an hour
4		Within a day
5		Longer than a day
6		Don't know how soon

- Don't Know
- Refuse
- Empty

- On Input
- On Output

**Array:**

**Special Instructions:** This ITEM is an Editing/Coding instrument item.

**Skip Instructions:** POLICEACTION

Field

**POLICEACTION**  
BNCVS2.DAMAGE\_POLICE.POLICEACTION

**Description:** What did the police do while they were there

**Form Pane Label:** What did police do

**SAS Name:**

**Tag Name:** POLICEACTION

**Inherited Universe:** INCINDEX ge 1 and SKIPMID ne 1

**Universe:** POLICEARRIVE eq 1 or 4 or \  
POLICEFINDOUT eq 15,DK,RF

**Universe Description:**

**Question Text:** What did they do while they were ^HERE\_THERE?

✦ **Probe:** (Anything else?)

✦ Enter all that apply, separate with commas.

**Fills:** HERE\_THERE

**Instructions:** If **MODE** eq 0 (CAPI) AND **INTTYP** eq 1 (Personal Visit) fill **HERE\_THERE** with "here"

Else fill **HERE\_THERE** with "there".

**Type:** Set

**Max Number of Values:**

**Length:** 1

**Answer List:** Police\_Activity\_While\_There

Value:	Mnemonic:	Description:
11		Took report
12		Searched/looked around
13		Took evidence (fingerprints, inventory, etc.)
14		Questioned witnesses or suspects
15		Promised surveillance
16		Promised to investigate
17		Made arrest
18		Other - Specify
19		Don't know

- Don't Know
- Refuse
- Empty

- On Input
- On Output

Array:

**Special Instructions:** This ITEM is an Editing/Coding instrument item.

**Skip Instructions:** If POLICEACTION eq 18 goto POLICEACTION\_SPEC  
Else goto POLICECONTACT

Field

**POLICEACTION\_SPEC**  
BNCVS2.DAMAGE\_POLICE.POLICEACTION\_SPEC

**Description:** Write-in entry for what police did while they were there

**Form Pane Label:** What police did Specify

**SAS Name:**

**Tag Name:** POLICEACTION\_SPEC

**Inherited Universe:** INCINDEX ge 1 and SKIPMID ne 1

**Universe:** POLICEACTION eq 18

**Universe Description:**

**Question Text:** \* Please specify what they did while they were ^HERE\_THERE.

**Fills:** HERE\_THERE

**Instructions:** If **MODE** eq 0 (CAPI) AND **INTTYP** eq 1 (Personal Visit) fill **HERE\_THERE** with "here"  
Else fill **HERE\_THERE** with "there".

**Type:** String

**Length:** 35

- Don't Know
- Refuse
- Empty

- On Input
- On Output

**Array:**

**Special Instructions:** This ITEM is an Editing/Coding instrument item.

**Skip Instructions:** POLICECONTACT



---

## POLICECONTACT

Field

BNCVS2.DAMAGE\_POLICE.POLICECONTACT

---

**Description:** Did the police later contact the respondent

**Form Pane Label:** Later contact

**SAS Name:**

**Tag Name:** POLICECONTACT

**Inherited Universe:** INCINDEX ge 1 and SKIPMID ne 1

**Universe:** POLICEINFORMED eq 1

**Universe Description:** Police were informed about this incident.

**Question Text:** Did you ^ANYONEINHH have any later contact with the police about the incident?

**Fills:** ANYONEINHH

**Instructions:** If HIGHLNO ne 1 fill ANYONEINHH with "or anyone in your household"  
Else leave ANYONEINHH blank.

**Type:** Enumerated

**Length:** 1

**Answer List:** TYes\_No\_Dk

---

Value:	Mnemonic:	Description:
1		Yes
2		No
3		Don't know

---

- Don't Know  
 Refuse  
 Empty

- On Input  
 On Output

**Array:**

**Special Instructions:** This ITEM is an Editing/Coding instrument item.

**Skip Instructions:** If POLICECONTACT eq 1 goto POLICEINTOUCH  
Else goto SIGNCOMPLAINT

Field

**POLICEINTOUCH**  
BNCVS2.DAMAGE\_POLICE.POLICEINTOUCH

**Description:** Was it the police or the respondent that kept in touch

**Form Pane Label:** Police or respondent

**SAS Name:**

**Tag Name:** POLICEINTOUCH

**Inherited Universe:** INCINDEX ge 1 and SKIPMID ne 1

**Universe:** POLICECONTACT eq 1

**Universe Description:**

**Question Text:** Did the police get in touch with you or did you get in touch with them?

**Type:** Enumerated

**Length:** 1

**Answer List:** Police\_Get\_In\_Touch

Value:	Mnemonic:	Description:
1		Police contacted respondent or other household member
2		Respondent ^OTHERHHMEMBERS contacted police
3		Both
4		Don't know
5		Other - Specify

- Don't Know
- Refuse
- Empty

- On Input
- On Output

**Array:**

**Special Instructions:** This ITEM is an Editing/Coding instrument item.

**Skip Instructions:** If POLICEINTOUCH eq 5 goto POLICEINTOUCH\_SPEC  
Else goto HOWPOLICECONTACT

---

## POLICEINTOUCH\_SPEC

Field

BNCVS2.DAMAGE\_POLICE.POLICEINTOUCH\_SPEC

---

**Description:** Write-in entry for who kept in touch - police or respondent

**Form Pane Label:** Police or resp Specify

**SAS Name:**

**Tag Name:** POLICEINTOUCH\_SPEC

**Inherited Universe:** INCINDEX ge 1 and SKIPMID ne 1

**Universe:** POLICEINTOUCH eq 5

### Universe Description:

**Question Text:** [+ Please specify did the police get in touch with you or did you get in touch with them.](#)

**Type:** String

**Length:** 35

- Don't Know
- Refuse
- Empty

- On Input
- On Output

**Array:**

**Special Instructions:** This ITEM is an Editing/Coding instrument item.

**Skip Instructions:** HOWPOLICECONTACT

Field

## HOWPOLICECONTACT

BNCVS2.DAMAGE\_POLICE.HOWPOLICECONTACT

**Description:** How did the police/respondent keep in touch - in person or by phone

**Form Pane Label:** How kept in touch

**SAS Name:**

**Tag Name:** HOWPOLICECONTACT

**Inherited Universe:** INCINDEX ge 1 and SKIPMID ne 1

**Universe:** POLICECONTACT eq 1

### Universe Description:

**Question Text:** Was that in person, by phone, or some other way?

**Type:** Enumerated

**Length:** 1

**Answer List:** How\_Police\_Contacted

Value:	Mnemonic:	Description:
1		In person
2		Not in person (by phone, mail, etc.)
3		Both in person and not in person
4		Don't know

- Don't Know
- Refuse
- Empty

- On Input
- On Output

**Array:**

**Special Instructions:** This ITEM is an Editing/Coding instrument item.

**Skip Instructions:** POLICEFOLLOWUP

# POLICEFOLLOWUP

Field

BNCVS2.DAMAGE\_POLICE.POLICEFOLLOWUP

**Description:** What did police do when following up

**Form Pane Label:** Police follow up

**SAS Name:**

**Tag Name:** POLICEFOLLOWUP

**Inherited Universe:** INCINDEX ge 1 and SKIPMID ne 1

**Universe:** POLICECONTACT = 1

## Universe Description:

**Question Text:** What did the police do in following up this incident?

✦ **Probe:** (Anything else?)

✦ Enter all that apply, separate with commas.

**Type:** Set

**Max Number of Values:**

**Length:** 1

**Answer List:** Police\_Followup\_Activities

Value:	Mnemonic:	Description:
11		Took report
12		Questioned witnesses or suspects
13		Did or promised surveillance/investigation
14		Recovered property
15		Made arrest
16		Stayed in touch with respondent/household
17		Other - Specify
18		Nothing (to the respondent's knowledge)
19		Don't know

- Don't Know
- Refuse
- Empty

- On Input
- On Output

**Array:**

**Special Instructions:** This ITEM is an Editing/Coding instrument item.

**Skip Instructions:** If POLICEFOLLOWUP = 17 then go to POLICEFOLLOWUP\_SPEC  
Else go to SIGNCOMPLAINT

---

## POLICEFOLLOWUP\_SPEC

Field

BNCVS2.DAMAGE\_POLICE.POLICEFOLLOWUP\_SPEC

---

**Description:** Write-in entry for what police did while following up

**Form Pane Label:** Police follow up Specify

**SAS Name:**

**Tag Name:** POLICEFOLLOWUP\_SPEC

**Inherited Universe:** INCINDEX ge 1 and SKIPMID ne 1

**Universe:** POLICEFOLLOWUP eq 17

### Universe Description:

**Question Text:** [+ Please specify what the police did in following up this incident.](#)

**Type:** String

**Length:** 35

- Don't Know
- Refuse
- Empty

- On Input
- On Output

**Array:**

**Special Instructions:** This ITEM is an Editing/Coding instrument item.

**Skip Instructions:** SIGNCOMPLAINT

Field

**SIGNCOMPLAINT**  
BNCVS2.DAMAGE\_POLICE.SIGNCOMPLAINT

**Description:** Did respondent sign a complaint against the offender(s)

**Form Pane Label:** Complaint against off

**SAS Name:**

**Tag Name:** SIGNCOMPLAINT

**Inherited Universe:** INCINDEX ge 1 and SKIPMID ne 1

**Universe:** POLICECONTACT

**Universe Description:**

**Question Text:** Did you ^SOMEONEINHH sign a complaint against the offender(s) to the police department or the authorities?

**Fills:** SOMEONEINHH

**Instructions:** If **HIGHLNO** ge 2 fill **SOMEONEINHH** with "or someone in your household"  
Else leave **SOMEONEINHH** blank.

**Type:** Enumerated

**Length:** 1

**Answer List:** TYesNo

Value:	Mnemonic:	Description:
1	Yes	Yes
2	No	No

- Don't Know
- Refuse
- Empty

- On Input
- On Output

**Array:**

**Special Instructions:** This ITEM is an Editing/Coding instrument item.

**Skip Instructions:** ARRESTMADE



---

## ARRESTMADE

Field  
BNCVS2.DAMAGE\_POLICE.ARRESTMADE

---

**Description:** Was anyone arrested in connection with incident

**Form Pane Label:** Anyone arrested

**SAS Name:**

**Tag Name:** ARRESTMADE

**Inherited Universe:** INCINDEX ge 1 and SKIPMID ne 1

**Universe:** POLICECONTACT

**Universe Description:**

**Question Text:** [+ Ask or verify:](#)

**As far as you know, was anyone arrested or were charges brought against anyone in connection with this incident?**

**Type:** Enumerated

**Length:** 1

**Answer List:** TYes\_No\_Dk

---

Value:	Mnemonic:	Description:
1		Yes
2		No
3		Don't know

---

Don't know  
 Refuse  
Empty

On Input  
 On Output

**Array:**

**Special Instructions:** This ITEM is an Editing/Coding instrument item.

**Skip Instructions:** ATCONSIDERCRIME

Field

**ATCONSIDERCRIME**  
BNCVS2.DAMAGE\_POLICE.ATCONSIDERCRIME

**Description:** Did respondent consider incident a crime when occurred?

**Form Pane Label:**

**SAS Name:**

**Tag Name:** ATCONSIDERCRIME

**Inherited Universe:**

**Universe:**

**Universe Description:**

**Question Text:** At the time, did you consider this incident to be a crime?

**Fills:**

**Instructions:**

**Type:** Enumerated

**Length:** 1

**Answer List:** TYes\_No\_Dk

Value:	Mnemonic:	Description:
1		Yes
2		No
3		Don't know

- Don't Know
- Refuse
- Empty

- On Input
- On Output

**Array:**

**Special Instructions:** This ITEM is an Editing/Coding instrument item.

**Skip Instructions:** If ATCONSIDERCRIME eq 2 goto NOTCONSIDERCRIMEA

Else goto NOWCONSIDERCRIME

---

## NOTCONSIDERCRIMEA

Field

BNCVS2.DAMAGE\_POLICE.NOTCONSIDERCRIMEA

---

**Description:** Write-in entry for why respondent did not consider incident a crime

**Form Pane Label:**

**SAS Name:**

**Tag Name:** NOTCONSIDERCRIMEA

**Inherited Universe:**

**Universe:** ATCONSIDERCRIME eq 2

**Universe Description:**

**Question Text:** + Why did you not consider this incident to be a crime?

**Type:** String

**Length:** 300

Don't Know

Refuse

Empty

On Input

On Output

**Array:**

**Special Instructions:**

**Skip Instructions:** NOWCONSIDERCRIME

Field

**NOWCONSIDERCRIME**  
BNCVS2.DAMAGE\_POLICE.NOWCONSIDERCRIME

**Description:** Does respondent now consider incident a crime?

**Form Pane Label:**

**SAS Name:**

**Tag Name:** NOWCONSIDERCRIME

**Inherited Universe:**

**Universe:**

**Universe Description:**

**Question Text:** Now, looking back, do you consider this incident to be a crime?

**Fills:**

**Instructions:**

**Type:** Enumerated

**Length:** 1

**Answer List:** TYes\_No\_Dk

Value:	Mnemonic:	Description:
1		Yes
2		No
3		Don't know

- Don't Know
- Refuse
- Empty

- On Input
- On Output

**Array:**

**Special Instructions:** This ITEM is an Editing/Coding instrument item.

**Skip Instructions:** If ATCONSIDERCRIME eq 2 goto NOTCONSIDERCRIMEB

Else goto AGENCYHELP

---

## NOTCONSIDERCRIMEB

Field

BNCVS2.DAMAGE\_POLICE.NOTCONSIDERCRIMEB

---

**Description:** Write-in entry for why respondent did not consider incident a crime

**Form Pane Label:**

**SAS Name:**

**Tag Name:** NOTCONSIDERCRIMEB

**Inherited Universe:**

**Universe:** NOWCONSIDERCRIME eq 2

**Universe Description:**

**Question Text:** Looking back, why did you not consider this incident to be a crime?

**Type:** String

**Length:** 300

Don't Know  X Refuse   
Empty   
 On Input  
 On Output

**Array:**

**Special Instructions:**

**Skip Instructions:** AGENCYHELP

Field

**AGENCYHELP**  
BNCVS2.DAMAGE\_POLICE.AGENCYHELP

**Description:** Did anyone receive help or advice from an office or agency, other than police

**Form Pane Label:** Receive help or advice

**SAS Name:**

**Tag Name:** AGENCYHELP

**Inherited Universe:** INCINDEX ge 1 and SKIPMID ne 1

**Universe:** POLICEINFORMED

**Universe Description:**

**Question Text:** Did you ^SOMEONEINHH receive any help or advice from any office or agency - other than the police - that deals with victims of crime?

**Fills:** SOMEONEINHH

**Instructions:** If **HIGHLNO** ge 2 fill **SOMEONEINHH** with "or someone in your household"  
Else leave **SOMEONEINHH** blank.

**Type:** Enumerated

**Length:** 1

**Answer List:** TYes\_No\_Dk

Value:	Mnemonic:	Description:
1		Yes
2		No
3		Don't know

- Don't Know
- Refuse
- Empty

- On Input
- On Output

**Array:**

**Special Instructions:** This ITEM is an Editing/Coding instrument item.

**Skip Instructions:** If AGENCYHELP eq 1 goto TYPEOFAGENCY  
Elseif POLICEINFORMED eq 1 goto CONTACTAUTHORITITES  
Else goto DOINGATINCIDENTTIME

---

## TYPEOFAGENCY

Field

BNCVS2.DAMAGE\_POLICE.TYPEOFAGENCY

---

**Description:** Was the agency government or private

**Form Pane Label:** Private or govt agency

**SAS Name:**

**Tag Name:** TYPEOFAGENCY

**Inherited Universe:** INCINDEX ge 1 and SKIPMID ne 1

**Universe:** AGENCYHELP eq 1

### Universe Description:

**Question Text:** Was that a government or a private agency?

**Type:** Enumerated

**Length:** 1

**Answer List:** Govt\_Private\_Dk

---

Value:	Mnemonic:	Description:
1		Government
2		Private
3		Don't know

---

- Don't Know
- Refuse
- Empty

- On Input
- On Output

**Array:**

**Special Instructions:** This ITEM is an Editing/Coding instrument item.

**Skip Instructions:** If POLICEINFORMED eq 1 goto CONTACTAUTHORITIES  
Else goto DOINGATINCIDENTTIME

Field

## CONTACTAUTHORITIES

BNCVS2.DAMAGE\_POLICE.CONTACTAUTHORITIES

**Description:** Did respondent contact other authorities about this incident

**Form Pane Label:** Contact other authorities

**SAS Name:**

**Tag Name:** CONTACTAUTHORITIES

**Inherited Universe:** INCINDEX ge 1 and SKIPMID ne 1

**Universe:** POLICEINFORMED eq 1

### Universe Description:

**Question Text:** Have you ^SOMEONEINHH had contact with any other authorities about this incident (such as a prosecutor, court, or juvenile officer)?

**Fills:** SOMEONEINHH

**Instructions:** If HIGHLNO ge 2 fill SOMEONEINHH with "or someone in your household"  
Else leave SOMEONEINHH blank.

**Type:** Enumerated

**Length:** 1

**Answer List:** TYes\_No\_Dk

Value:	Mnemonic:	Description:
1		Yes
2		No
3		Don't know

- Don't Know  
 Refuse  
 Empty

- On Input  
 On Output

**Array:**

**Special Instructions:** This ITEM is an Editing/Coding instrument item.

**Skip Instructions:** If CONTACTAUTHORITIES eq 1 goto AUTHORITIES  
Else goto ANYTHINGFURTHER



## AUTHORITIES

Field

BNCVS2.DAMAGE\_POLICE.AUTHORITIES

**Description:** Which authorities did respondent contact

**Form Pane Label:** Which authorities

**SAS Name:**

**Tag Name:** AUTHORITIES

**Inherited Universe:** INCINDEX ge 1 and SKIPMID ne 1

**Universe:** CONTACTAUTHORITIES = 1

### Universe Description:

**Question Text:** Which authorities?

◆ **Probe:** (Any others?)

◆ Enter all that apply, separate with commas.

**Type:** Set

**Max Number of Values:**

**Length:** 1

**Answer List:** Authorities

Value:	Mnemonic:	Description:
1		Prosecutor, district attorney
2		Magistrate
3		Court
4		Juvenile, probation or parole officer
5		Other - Specify

- Don't Know  
 Refuse  
 Empty

- On Input  
 On Output

**Array:**

**Special Instructions:** This ITEM is an Editing/Coding instrument item.

**Skip Instructions:** If AUTHORITIES eq 5 goto AUTHORITIES\_SPEC  
Else goto ANYTHINGFURTHER

Field

---

**AUTHORITIES\_SPEC**  
BNCVS2.DAMAGE\_POLICE.AUTHORITIES\_SPEC

---

**Description:** Write-in entry for which authorities the respondent contacted

**Form Pane Label:** Authorities Specify

**SAS Name:**

**Tag Name:** AUTHORITIES\_SPEC

**Inherited Universe:** INCINDEX ge 1 and SKIPMID ne 1

**Universe:** AUTHORITIES eq 5

**Universe Description:**

**Question Text:** + Please specify which authorities.

**Type:** String

**Length:** 35

- Don't Know
- Refuse
- Empty

- On Input
- On Output

**Array:**

**Special Instructions:** This ITEM is an Editing/Coding instrument item.

**Skip Instructions:** ANYTHINGFURTHER

---

## ANYTHINGFURTHER

Field

BNCVS2.DAMAGE\_POLICE.ANYTHINGFURTHER

---

**Description:** Does respondent expect the authorities to do anything else

**Form Pane Label:** Expect anything further

**SAS Name:**

**Tag Name:** ANYTHINGFURTHER

**Inherited Universe:** INCINDEX ge 1 and SKIPMID ne 1

**Universe:** POLICEINFORMED eq 1

### Universe Description:

**Question Text:** Do you expect the police, courts, or other authorities will be doing anything further in connection with this incident?

**Type:** Enumerated

**Length:** 1

**Answer List:** TYes\_No\_Dk

---

Value:	Mnemonic:	Description:
1		Yes
2		No
3		Don't know

---

- Don't Know
- Refuse
- Empty

- On Input
- On Output

**Array:**

**Special Instructions:** This ITEM is an Editing/Coding instrument item.

**Skip Instructions:** If ANYTHINGFURTHER eq 1 goto ANYTHINGFURTHER\_SPEC  
Else goto DOINGATINCIDENTTIME

Field

---

**ANYTHINGFURTHER\_SPEC**  
BNCVS2.DAMAGE\_POLICE.ANYTHINGFURTHER\_SPEC

---

**Description:** Write-in entry for what further actions the respondent expects of the authorities

**Form Pane Label:** Expect anything Specify

**SAS Name:**

**Tag Name:** ANYTHINGFURTHER\_SPEC

**Inherited Universe:** INCINDEX ge 1 and SKIPMID ne 1

**Universe:** ANYTHINGFURTHER eq 1

**Universe Description:**

**Question Text:** [\\* Please specify what you expect the police, courts, or other authorities will be doing \(further\) in connection with this incident.](#)

**Type:** String

**Length:** 35

- Don't Know
- Refuse
- Empty

- On Input
- On Output

**Array:**

**Special Instructions:** This ITEM is an Editing/Coding instrument item.

**Skip Instructions:** DOINGATINCIDENTTIME

---

## NCVS2SEC6INTID

Field

BNCVS2.DAMAGE\_POLICE.NCVS2SEC6INTID

---

**Description:** ID of the FR who completed the NCVS 2, Section 6 block (DamagePolice)

**Form Pane Label:**

**SAS Name:**

**Tag Name:** ncvs2sec6intid

**Inherited Universe:** INCINDEX ge 1 and SKIPMID ne 1

**Universe:**

**Universe Description:**

**Question Text:**

**Type:** Classification

**Length:** 3

- Don't Know
- Refuse
- Empty

- On Input
- On Output

**Store Instructions:** If (((AGENCYHELP eq 2,3,RF and POLICEINFORMED eq 2,3,RF) or (TYPEOFAGENCY eq 1,2,3,RF and POLICEINFORMED eq 2,3,RF) or ANYTHINGFURTHER eq 1,2,3,RF) AND NCVS2SEC6INTID is empty) store INTID in NCVS2SEC6INTID and store USERID in NCVS2SEC6JBID

**Array:**

---

Field

**NCVS2SEC6JBID**  
BNCVS2.DAMAGE\_POLICE.NCVS2SEC6JBID

---

**Description:** James Bond ID of the FR who completed the NCVS 2, Section 6 block  
(DamagePolice)

**Form Pane Label:**

**SAS Name:**

**Tag Name:** ncvs2sec6jbid

**Inherited Universe:** INCINDEX ge 1 and SKIPMID ne 1

**Universe:**

**Universe Description:**

**Question Text:**

**Type:** Classification

**Length:** 8

- Don't Know
- Refuse
- Empty

- On Input
- On Output

**Store Instructions:** If (((AGENCYHELP eq 2,3,RF and POLICEINFORMED eq 2,3,RF) or  
(TYPEOFAGENCY eq 1,2,3,RF and POLICEINFORMED eq 2,3,RF) or  
ANYTHINGFURTHER eq 1,2,3,RF) AND NCVS2SEC6JBID is empty)  
store USERID in NCVS2SEC6JBID

**Array:**

---

**JOB\_LOST**  
BNCVS2.JOB\_LOST

---

Block

**Description:** Inc. at Work/Time & Money Lost

**Tab Name:** Inc. at Work/Time & Money Lost

**Fly Over Name:**

**Universe Type:** If

**Inherited Universe:** INCINDEX ge 1 and SKIPMID ne 1

**Universe:**

**Universe Description:**

**Array:**

**Block Instructions:**

Field

**DOINGATINCIDENTTIME**  
BNCVS2.JOB\_LOST.DOINGATINCIDENTTIME

**Description:** What was respondent doing when incident happened

**Form Pane Label:** What doing at time of

**SAS Name:**

**Tag Name:** DOINGATINCIDENTTIME

**Inherited Universe:** INCINDEX ge 1 and SKIPMID ne 1

**Universe:** POLICEINFORMED

**Universe Description:**

**Question Text:** [+ Ask or verify:](#)

What ^WERE\_WAS ^YOU\_NAME doing when this incident  
^HAPPENED\_STARTED?

**Fills:** WERE\_WAS

**Instructions:** If SELFPROXY eq 2 fill WERE\_WAS with "were"  
Else fill WERE\_WAS with "was".

**Fills:** YOU\_NAME

**Instructions:** If SELFPROXY eq 2 fill YOU\_NAME with "you"  
Else fill YOU\_NAME with ^NAME.

**Fills:** HAPPENED\_STARTED

**Instructions:** If HHMEMBERPRESENT eq 1 fill HAPPENED\_STARTED with "started"  
Else fill HAPPENED\_STARTED with "happened".

**Type:** Enumerated

**Length:** 2

**Answer List:** Doing\_At\_Incident\_Time

Value:	Mnemonic:	Description:
11		Working or on duty
12		On the way to or from work
13		On the way to or from school
14		On the way to or from other place
15		Shopping, errands



---

16	Attending school
17	Leisure activity away from home
18	Sleeping
19	Other activities at home
20	Other - Specify
21	Don't know

---

- Don't Know
- Refuse
- Empty

- On Input
- On Output

Array:

**Special Instructions:** This ITEM is an Editing/Coding instrument item.

**Skip Instructions:** (Until April 2009):

```
If DOINGATINCIDENTTIME eq 11 goto EMPLOYERTYPE
Elseif DOINGATINCIDENTTIME eq 12 and INJURY in 12..21 goto LOSTWORKTIME
Elseif DOINGATINCIDENTTIME eq 12 and INJURY eq 11 or 'empty' goto
LOSTOTHERWORKTIME
Elseif DOINGATINCIDENTTIME eq 13..19,21,RF goto JOBDURINGINCIDENT
Elseif DOINGATINCIDENTTIME eq 20 goto DOINGATINCIDENTTIME_SPEC
```

(Starting in May 2009):

```
If DOINGATINCIDENTTIME 18,19 and LOCATION_1 eq 11 and
HHMEMBERPRESENT eq 2 goto PRESANOTHERROOM_CK
Elseif DOINGATINCIDENTTIME eq 11 goto EMPLOYERTYPE
Elseif DOINGATINCIDENTTIME eq 12 and INJURY in 12..21 goto LOSTWORKTIME
Elseif DOINGATINCIDENTTIME eq 12 and INJURY eq 11 or 'empty' goto
LOSTOTHERWORKTIME
Elseif DOINGATINCIDENTTIME eq 13..19,21,RF goto JOBDURINGINCIDENT
Elseif DOINGATINCIDENTTIME eq 20 goto DOINGATINCIDENTTIME_SPEC
```

Check

---

**PRESANOTHERROOM\_CK**  
BNCVS2.JOB\_LOST.PRESANOTHERROOM\_CK

---

**Description:** Edit check to verify presence when HHMEMBERPRESENT eq "No" , but DOINGATINCIDENTTIME is coded as activities at home and location was coded as in the home (LOCATION\_1 eq 11).

**Inherited Universe:** INCINDEX ge 1 and SKIPMID ne 1

**Universe:** DOINGATINCIDENTTIME eq 18,19 and LOCATION\_1 eq 11 and HHMEMBERPRESENT eq 2

**Universe Description:** Coded as not present, when incident happened inside the home while the respondent was at home.

**Text:** ♦ The answers to HHMEMBERPRESENT and DOINGATINCIDENTTIME are inconsistent based on where the incident took place.

♦ It was recorded that the incident happened in the home and the respondent was not present, but they were sleeping or doing other activities at home.

♦ Press the "Goto" button to return to LOCATION\_GENERAL, HHMEMBERPRESENT or DOINGATINCIDENTTIME to resolve this issue or the "Suppress" button to accept the inconsistency.

**Check Instructions:** LOCATION\_GENERAL, HHMEMBERPRESENT and DOINGATINCIDENTTIME should all be in the selection box of the edit check.

This edit check should be added in the Production May instrument.

**Type:** Soft

**Skip Instructions:** If "Suppress" is selected goto JOBDURINGINCIDENT  
Elseif "Goto" is selected goto LOCATION\_GENERAL, HHMEMBERPRESENT or DOINGATINCIDENTTIME (depending on which item is selected in the selection field).  
Else goto DOINGATINCIDENTTIME

---

## DOINGATINCIDENTTIME\_SPEC

Field

BNCVS2.JOB\_LOST.DOINGATINCIDENTTIME\_SPEC

---

**Description:** Write-in entry for what respondent was doing when incident happened

**Form Pane Label:** What doing Specify

**SAS Name:**

**Tag Name:** DOINGATINCIDENTTIME\_SPEC

**Inherited Universe:** INCINDEX ge 1 and SKIPMID ne 1

**Universe:** DOINGATINCIDENTTIME eq 20

### Universe Description:

**Question Text:** + Please specify what ^YOU\_NAME ^WERE\_WAS doing when this incident ^HAPPENED\_STARTED.

**Fills:** YOU\_NAME

**Instructions:** If SELFPROXY eq 2 fill YOU\_NAME with "you"  
Else fill YOU\_NAME with ^NAME.

**Fills:** WERE\_WAS

**Instructions:** If SELFPROXY eq 2 fill WERE\_WAS with "were"  
Else fill WERE\_WAS with "was".

**Fills:** HAPPENED\_STARTED

**Instructions:** If HHMEMBERPRESENT eq 1 fill HAPPENED\_STARTED with "started"  
Else fill HAPPENED\_STARTED with "happened".

**Type:** String

**Length:** 35

- Don't Know  
 Refuse  
 Empty

- On Input  
 On Output

**Array:**

**Special Instructions:** This ITEM is an Editing/Coding instrument item.

---

**Skip Instructions:** JOBDURINGINCIDENT

---

Field

## JOBDURINGINCIDENT

BNCVS2.JOB\_LOST.JOBDURINGINCIDENT

**Description:** Did respondent have a job at the time of the incident

**Form Pane Label:** Job at time of incident

**SAS Name:**

**Tag Name:** JOBDURINGINCIDENT

**Inherited Universe:** INCINDEX ge 1 and SKIPMID ne 1

**Universe:** DOINGATINCIDENTTIME eq 13..21, RF

### Universe Description:

**Question Text:** [+ Ask or verify:](#)

Did ^YOU\_NAME have a job at the time of the incident?

**Fills:** YOU\_NAME

**Instructions:** If SELFPROXY eq 2 fill YOU\_NAME with "you"  
Else fill YOU\_NAME with ^NAME.

**Type:** Enumerated

**Length:** 1

**Answer List:** TYesNo

Value:	Mnemonic:	Description:
1	Yes	Yes
2	No	No

- Don't Know  
 Refuse  
 Empty

- On Input  
 On Output

**Array:**

**Special Instructions:** This ITEM is an Editing/Coding instrument item.

05.26.05 Possible future enhancement, should we skip over this question when the respondent is between 12-15 (AGER lt 4), since we don't ask NCVS-1 employment question for these respondents?

**Skip Instructions:** If JOBDURINGINCIDENT eq 1 and INJURY in 12..21 goto LOSTWORKTIME  
Elseif JOBDURINGINCIDENT eq 1 and INJURY eq 11 or &#039;empty&#039; goto  
LOSTOTHERWORKTIME  
Elseif JOBDURINGINCIDENT eq 2,RF goto MAJORACTIVITY

Field

**MAJORACTIVITY**  
BNCVS2.JOB\_LOST.MAJORACTIVITY

**Description:** What was the respondents major activity the week of the incident

**Form Pane Label:** Activity that week

**SAS Name:**

**Tag Name:** MAJORACTIVITY

**Inherited Universe:** INCINDEX ge 1 and SKIPMID ne 1

**Universe:** JOBDURINGINCIDENT eq 2, RF

**Universe Description:**

**Question Text:** What was ^YOUR\_HIS\_HER^NAMES major activity the week of the incident -  
^WERE\_WAS ^YOU\_HE\_SHE looking for work, keeping house, going to school,  
or doing something else?

**Fills:** YOUR\_HIS\_HER

**Instructions:** If SELFPROXY eq 2 fill YOUR\_HIS\_HER with "your"

Elseif SELFPROXY eq 4 AND SEX eq 1 fill YOUR\_HIS\_HER with "his"

Elseif SELFPROXY eq 4 AND SEX eq 2 fill YOUR\_HIS\_HER with "her"

Elseif SELFPROXY eq 4 AND SEX ne 1 or 2 fill YOUR\_HIS\_HER with ^NAME.  
(fill with the first and last name of L\_NO collecting demographic information  
for)

**Fills:** YOU\_HE\_SHE

**Instructions:** If SELFPROXY eq 2 fill YOU\_HE\_SHE with "you"

Elseif SELFPROXY eq 4 AND SEX eq 1 fill YOU\_HE\_SHE with "he"

Elseif SELFPROXY eq 4 AND SEX eq 2 fill YOU\_HE\_SHE with "she"

Elseif SELFPROXY eq 4 AND SEX is blank fill YOU\_HE\_SHE with ^NAME.

**Fills:** NAMES

**Instructions:** If SELFPROXY eq 4 AND SEX is blank fill NAMES with "'s"

Else leave NAMES blank.

**Fills:** WERE\_WAS

**Instructions:** If SELFPROXY eq 2 fill WERE\_WAS with "were"

Else fill WERE\_WAS with "was".

**Type:** Enumerated

**Length:** 1

---

**Answer List: Major\_Activity**

---

<b>Value:</b>	<b>Mnemonic:</b>	<b>Description:</b>
1		Looking for work
2		Keeping house
3		Going to school
4		Unable to work
5		Retired
6		Other - Specify

---

- Don't Know
- Refuse
- Empty

- On Input
- On Output

**Array:**

**Special Instructions:** This ITEM is an Editing/Coding instrument item.

**Skip Instructions:** If MAJORACTIVITY eq 6 goto MAJORACTIVITY\_SPEC  
Else goto HHMEMLOSTWORKTIME

Field

## MAJORACTIVITY\_SPEC

BNCVS2.JOB\_LOST.MAJORACTIVITY\_SPEC

**Description:** Write-in entry for the respondents major activity the week of the incident

**Form Pane Label:** Activity Specify

**SAS Name:**

**Tag Name:** MAJORACTIVITY\_SPEC

**Inherited Universe:** INCINDEX ge 1 and SKIPMID ne 1

**Universe:** MAJORACTIVITY eq 6

### Universe Description:

**Question Text:** [✦ Please specify what was ^YOUR\\_HIS\\_HER^NAMES major activity the week of the incident.](#)

**Fills:** YOUR\_HIS\_HER

**Instructions:** If SELFPROXY eq 2 fill YOUR\_HIS\_HER with "your"

Elseif SELFPROXY eq 4 AND SEX eq 1 fill YOUR\_HIS\_HER with "his"

Elseif SELFPROXY eq 4 AND SEX eq 2 fill YOUR\_HIS\_HER with "her"

Elseif SELFPROXY eq 4 AND SEX ne 1 or 2 fill YOUR\_HIS\_HER with ^NAME.

(fill with the first and last name of L\_NO collecting demographic information for)

**Fills:** NAMES

**Instructions:** If SELFPROXY eq 4 AND SEX is blank fill NAMES with ""s"

Else leave NAMES blank.

**Type:** String

**Length:** 35

Don't Know

Refuse

Empty

On Input

On Output

**Array:**

**Special Instructions:** This ITEM is an Editing/Coding instrument item.

**Skip Instructions:** HHMEMLOSTWORKTIME



---

## EMPLOYERTYPE

Field

BNCVS2.JOB\_LOST.EMPLOYERTYPE

---

**Description:** What type of employer

**Form Pane Label:** Employed by

**SAS Name:**

**Tag Name:** EMPLOYERTYPE

**Inherited Universe:** INCINDEX ge 1 and SKIPMID ne 1

**Universe:** DOINGATINCIDENTTIME eq 11

### Universe Description:

**Question Text:** Now I have a few questions about the job at which ^YOU\_NAME worked during the time of the incident.

^WERE\_WAS\_C ^YOU\_HE\_SHE employed by --

[\\* Read each category - then enter appropriate code](#)

**Fills:** YOU\_NAME

**Instructions:** If SELFPROXY eq 2 fill YOU\_NAME with "you"  
Else fill YOU\_NAME with ^NAME.

**Fills:** WERE\_WAS\_C

**Instructions:** If SELFPROXY eq 2 fill WERE\_WAS\_C with "Were"  
Else fill WERE\_WAS\_C with "Was".

**Fills:** YOU\_HE\_SHE

**Instructions:** If SELFPROXY eq 2 fill YOU\_HE\_SHE with "you"  
Elseif SELFPROXY eq 4 AND SEX eq 1 fill YOU\_HE\_SHE with "he"  
Elseif SELFPROXY eq 4 AND SEX eq 2 fill YOU\_HE\_SHE with "she"  
Elseif SELFPROXY eq 4 AND SEX is blank fill YOU\_HE\_SHE with ^NAME.

**Type:** Enumerated

**Length:** 1

**Answer List:** Type\_Of\_Employer

---

Value:	Mnemonic:	Description:
1		[bold]A private company, business, or individual for wages?[n]

---

---

2	[bold]The Federal government?[n]
3	[bold]A State, county, or local government?[n]
4	[bold]^YOUSELF_HIMSELF_HERSELF_C (Self-employed) in ^YOUR_HIS_HER own business, professional practice, or farm?[n]
5	[bold]A private, not-for-profit, tax-exempt, or charitable organization?[n]

---

- Don't Know
- Refuse
- Empty

- On Input
- On Output

Array:

**Special Instructions:** This ITEM is an Editing/Coding instrument item.

**Skip Instructions:** If EMPLOYERTYPE eq 1,4,5,DK,RF goto INCORPORATED  
Else goto EMPLOYERNAME

---

## INCORPORATED

Field

BNCVS2.JOB\_LOST.INCORPORATED

---

**Description:** Is company respondent works at incorporated

**Form Pane Label:** Business incorp.

**SAS Name:**

**Tag Name:** INCORPORATED

**Inherited Universe:** INCINDEX ge 1 and SKIPMID ne 1

**Universe:** EMPLOYERTYPE eq 1,4,5,DK,RF

**Universe Description:**

**Question Text:** Is this business incorporated?

**Type:** Enumerated

**Length:** 1

**Answer List:** TYes\_No\_Dk

---

Value:	Mnemonic:	Description:
1		Yes
2		No
3		Don't know

---

- Don't Know
- Refuse
- Empty

- On Input
- On Output

**Array:**

**Special Instructions:** This ITEM is an Editing/Coding instrument item.

**Skip Instructions:** EMPLOYERNAME

Field

**EMPLOYERNAME**  
BNCVS2.JOB\_LOST.EMPLOYERNAME

**Description:** What is the name of the company respondent worked at

**Form Pane Label:** Company's name

**SAS Name:**

**Tag Name:** EMPLOYERNAME

**Inherited Universe:** INCINDEX ge 1 and SKIPMID ne 1

**Universe:** DOINGATINCIDENTTIME eq 11

**Universe Description:**

**Question Text:** What is the name of the ^COMPANY\_AGENCY\_ORG for which ^YOU\_HE\_SHE worked at the time of the incident?

**Fills:** COMPANY\_AGENCY\_ORG

**Instructions:** If EMPLOYERTYPE eq 1 fill COMPANY\_AGENCY\_ORG with "company".

Elseif EMPLOYERTYPE eq 2 OR 3 fill COMPANY\_AGENCY\_ORG with "government agency"

Elseif EMPLOYERTYPE eq 4 fill COMPANY\_AGENCY\_ORG with "business"

Elseif EMPLOYERTYPE eq 5 fill COMPANY\_AGENCY\_ORG with "non-profit organization".

**Fills:** YOU\_HE\_SHE

**Instructions:** If SELFPROXY eq 2 fill YOU\_HE\_SHE with "you"

Elseif SELFPROXY eq 4 AND SEX eq 1 fill YOU\_HE\_SHE with "he"

Elseif SELFPROXY eq 4 AND SEX eq 2 fill YOU\_HE\_SHE with "she"

Elseif SELFPROXY eq 4 AND SEX is blank fill YOU\_HE\_SHE with ^NAME.

**Type:** String

**Length:** 35

- Don't Know  
 Refuse  
 Empty

- On Input  
 On Output

**Array:**

**Special Instructions:** This ITEM is an Editing/Coding instrument item.

**Skip Instructions:** TYPEBUSINESS

Field

**TYPEBUSINESS**  
BNCVS2.JOB\_LOST.TYPEBUSINESS

**Description:** What kind of business/industry

**Form Pane Label:** What kind of business

**SAS Name:**

**Tag Name:** TYPEBUSINESS

**Inherited Universe:** INCINDEX ge 1 and SKIPMID ne 1

**Universe:** DOINGATINCIDENTTIME eq 11

**Universe Description:**

**Question Text:** What kind of business or industry is this?

✦ [Read if necessary:](#)

(What do they make or do where ^YOU\_NAME worked at the time of the incident?)

**Fills:** YOU\_NAME

**Instructions:** If SELFPROXY eq 2 fill YOU\_NAME with "you"  
Else fill YOU\_NAME with ^NAME.

**Type:** String

**Length:** 35

Don't Know  
 Refuse  
 Empty

On Input  
 On Output

**Array:**

**Special Instructions:** This ITEM is an Editing/Coding instrument item.

**Skip Instructions:** BUSINESSSECTOR

---

## BUSINESSSECTOR

Field

BNCVS2.JOB\_LOST.BUSINESSSECTOR

---

**Description:** What type of industry

**Form Pane Label:** Industry type

**SAS Name:**

**Tag Name:** BUSINESSSECTOR

**Inherited Universe:** INCINDEX ge 1 and SKIPMID ne 1

**Universe:** TYPEBUSINESS

### Universe Description:

**Question Text:** Is this mainly . . .

[+ Read answer categories](#)

**Type:** Enumerated

**Length:** 1

**Answer List:** Type\_Of\_Industry

---

Value:	Mnemonic:	Description:
1		Manufacturing?
2		Retail trade?
3		Wholesale trade?
4		Something else?

---

Don't Know

Refuse

Empty

On Input

On Output

**Array:**

**Special Instructions:** This ITEM is an Editing/Coding instrument item.

**Skip Instructions:** OCCUPATIONDESC

Field

**OCCUPATIONDESC**  
BNCVS2.JOB\_LOST.OCCUPATIONDESC

**Description:** What type of work did respondent do at that job

**Form Pane Label:** Work done

**SAS Name:**

**Tag Name:** OCCUPATIONDESC

**Inherited Universe:** INCINDEX ge 1 and SKIPMID ne 1

**Universe:** DOINGATINCIDENTTIME eq 11

**Universe Description:**

**Question Text:** What kind of work did ^YOU\_NAME do, that is, what was  
^YOUR\_HIS\_HER^NAMES occupation at the time of the incident?

✦ For example: plumber, typist, farmer

**Fills:** YOU\_NAME

**Instructions:** If SELFPROXY eq 2 fill YOU\_NAME with "you"  
Else fill YOU\_NAME with ^NAME.

**Fills:** YOUR\_HIS\_HER

**Instructions:** If SELFPROXY eq 2 fill YOUR\_HIS\_HER with "your"  
Elseif SELFPROXY eq 4 AND SEX eq 1 fill YOUR\_HIS\_HER with "his"  
Elseif SELFPROXY eq 4 AND SEX eq 2 fill YOUR\_HIS\_HER with "her"  
Elseif SELFPROXY eq 4 AND SEX ne 1 or 2 fill YOUR\_HIS\_HER with ^NAME.  
(fill with the first and last name of L\_NO collecting demographic information  
for)

**Fills:** NAMES

**Instructions:** If SELFPROXY eq 4 AND SEX is blank fill NAMES with "s"  
Else leave NAMES blank.

**Type:** String

**Length:** 35

Don't Know

Refuse

Empty

On Input



On Output

Array:

**Special Instructions:** This ITEM is an Editing/Coding instrument item.

**Skip Instructions:** USUALJOBduties

Field

## USUALJOBduties

BNCVS2.JOB\_LOST.USUALJOBduties

**Description:** What were respondent's usual duties/activities

**Form Pane Label:** Usual duties

**SAS Name:**

**Tag Name:** USUALJOBduties

**Inherited Universe:** INCINDEX ge 1 and SKIPMID ne 1

**Universe:** DOINGATINCIDENTTIME eq 11

### Universe Description:

**Question Text:** What were ^YOUR\_HIS\_HER^NAMES usual activities or duties at this job?

**Fills:** YOUR\_HIS\_HER

**Instructions:** If SELFPROXY eq 2 fill YOUR\_HIS\_HER with "your"

Elseif SELFPROXY eq 4 AND SEX eq 1 fill YOUR\_HIS\_HER with "his"

Elseif SELFPROXY eq 4 AND SEX eq 2 fill YOUR\_HIS\_HER with "her"

Elseif SELFPROXY eq 4 AND SEX ne 1 or 2 fill YOUR\_HIS\_HER with ^NAME.

(fill with the first and last name of L\_NO collecting demographic information for)

**Fills:** NAMES

**Instructions:** If SELFPROXY eq 4 AND SEX is blank fill NAMES with ""s"

Else leave NAMES blank.

**Type:** String

**Length:** 35

Don't Know

Refuse

Empty

On Input

On Output

**Array:**

**Special Instructions:** This ITEM is an Editing/Coding instrument item.

**Skip Instructions:** JOBMSATYPE

## JOBMSATYPE

Field

BNCVS2.JOB\_LOST.JOBMSATYPE

**Description:** Did respondent mostly work in a city, rural area, etc.

**Form Pane Label:** Work mostly in

**SAS Name:**

**Tag Name:** JOBMSATYPE

**Inherited Universe:** INCINDEX ge 1 and SKIPMID ne 1

**Universe:** DOINGATINCIDENTTIME eq 11

### Universe Description:

**Question Text:** While working at this job, did ^YOU\_HE\_SHE work mostly in --

✦ [Read each category - then enter appropriate precode](#)

**Fills:** YOU\_HE\_SHE

**Instructions:** If SELFPROXY eq 2 fill YOU\_HE\_SHE with "you"

Elseif SELFPROXY eq 4 AND SEX eq 1 fill YOU\_HE\_SHE with "he"

Elseif SELFPROXY eq 4 AND SEX eq 2 fill YOU\_HE\_SHE with "she"

Elseif SELFPROXY eq 4 AND SEX is blank fill YOU\_HE\_SHE with ^NAME.

**Type:** Enumerated

**Length:** 1

**Answer List:** Job\_Location

Value:	Mnemonic:	Description:
1		A city?
2		Suburban area?
3		Rural area?
4		Combination of any of these?

Don't Know  
 Refuse  
 Empty

On Input  
 On Output

**Array:**

**Special Instructions:** This ITEM is an Editing/Coding instrument item.

**Skip Instructions: INCIDENTHAPPENATWORK**

---

# INCIDENTHAPPENATWORK

BNCVS2.JOB\_LOST.INCIDENTHAPPENATWORK

---

Field

**Description:** Did incident happen at respondent's work site

**Form Pane Label:** Happen at work site

**SAS Name:**

**Tag Name:** INCIDENTHAPPENATWORK

**Inherited Universe:** INCINDEX ge 1 and SKIPMID ne 1

**Universe:** DOINGATINCIDENTTIME eq 1

**Universe Description:**

**Question Text:** [+ Ask or verify:](#)

Did this incident happen at ^YOUR\_HIS\_HER^NAMES work site?

**Fills:** YOUR\_HIS\_HER

**Instructions:** If SELFPROXY eq 2 fill YOUR\_HIS\_HER with "your"

Elseif SELFPROXY eq 4 AND SEX eq 1 fill YOUR\_HIS\_HER with "his"

Elseif SELFPROXY eq 4 AND SEX eq 2 fill YOUR\_HIS\_HER with "her"

Elseif SELFPROXY eq 4 AND SEX ne 1 or 2 fill YOUR\_HIS\_HER with ^NAME.  
(fill with the first and last name of L\_NO collecting demographic information for)

**Fills:** NAMES

**Instructions:** If SELFPROXY eq 4 AND SEX is blank fill NAMES with ""s"

Else leave NAMES blank.

**Type:** Enumerated

**Length:** 1

**Answer List:** Yes\_No\_Dk\_Other

---

Value:	Mnemonic:	Description:
1		Yes
2		No
3		Don't know
4		Other - Specify

---

Don't Know

Refuse  
 Empty

On Input  
 On Output

**Array:**

**Special Instructions:** This ITEM is an Editing/Coding instrument item.

**Skip Instructions:** If INCIDENTHAPPENATWORK eq 4 goto INCIDENTHAPPENATWORK\_SPEC  
Else goto WORKDAYNIGHT

---

## INCIDENTHAPPENATWORK\_SPEC

BNCVS2.JOB\_LOST.INCIDENTHAPPENATWORK\_SPEC

---

Field

**Description:** Write-in entry for whether the incident happened at the respondent's work site

**Form Pane Label:** Happen at work Specify

**SAS Name:**

**Tag Name:** INCIDENTHAPPENATWORK\_SPEC

**Inherited Universe:** INCINDEX ge 1 and SKIPMID ne 1

**Universe:** INCIDENTHAPPENATWORK eq 4

**Universe Description:**

**Question Text:** [+ Please specify](#)

**Type:** String

**Length:** 35

- Don't Know
- Refuse
- Empty

- On Input
- On Output

**Array:**

**Special Instructions:** This ITEM is an Editing/Coding instrument item.

**Skip Instructions:** WORKDAYNIGHT

Field

**WORKDAYNIGHT**  
BNCVS2.JOB\_LOST.WORKDAYNIGHT

**Description:** Does respondent work days or nights

**Form Pane Label:** Work day or night

**SAS Name:**

**Tag Name:** WORKDAYNIGHT

**Inherited Universe:** INCINDEX ge 1 and SKIPMID ne 1

**Universe:** DOINGATINCIDENTTIME eq 1

**Universe Description:**

**Question Text:** Did ^YOU\_HE\_SHE usually work days or nights?

**Fills:** YOU\_HE\_SHE

**Instructions:** If SELFPROXY eq 2 fill YOU\_HE\_SHE with "you"

Elseif SELFPROXY eq 4 AND SEX eq 1 fill YOU\_HE\_SHE with "he"

Elseif SELFPROXY eq 4 AND SEX eq 2 fill YOU\_HE\_SHE with "she"

Elseif SELFPROXY eq 4 AND SEX is blank fill YOU\_HE\_SHE with ^NAME.

**Type:** Enumerated

**Length:** 1

**Answer List:** Days\_Nights\_Both

Value:	Mnemonic:	Description:
1		Days
2		Nights
3		Both days and nights/rotating shifts

Don't Know

Refuse

Empty

On Input

On Output

**Array:**

**Special Instructions:** This ITEM is an Editing/Coding instrument item.

**Skip Instructions:** ISCURRENTJOB



# ISCURRENTJOB

Field

BNCVS2.JOB\_LOST.ISCURRENTJOB

**Description:** Is the job respondent had during incident their current job

**Form Pane Label:** Is this current job

**SAS Name:**

**Tag Name:** ISCURRENTJOB

**Inherited Universe:** INCINDEX ge 1 and SKIPMID ne 1

**Universe:** DOINGATINCIDENTTIME eq 1

## Universe Description:

**Question Text:** Is this ^YOUR\_HIS\_HER^NAMES current job?

**Fills:** YOUR\_HIS\_HER

**Instructions:** If SELFPROXY eq 2 fill YOUR\_HIS\_HER with "your"

Elseif SELFPROXY eq 4 AND SEX eq 1 fill YOUR\_HIS\_HER with "his"

Elseif SELFPROXY eq 4 AND SEX eq 2 fill YOUR\_HIS\_HER with "her"

Elseif SELFPROXY eq 4 AND SEX ne 1 or 2 fill YOUR\_HIS\_HER with ^NAME.

(fill with the first and last name of L\_NO collecting demographic information for)

**Fills:** NAMES

**Instructions:** If SELFPROXY eq 4 AND SEX is blank fill NAMES with ""s"

Else leave NAMES blank.

**Type:** Enumerated

**Length:** 1

**Answer List:** TYesNo

Value:	Mnemonic:	Description:
1	Yes	Yes
2	No	No

- Don't Know
- Refuse
- Empty

- On Input
- On Output

**Array:**

**Special Instructions:** This ITEM is an Editing/Coding instrument item.

**Skip Instructions:** If ISCURRENTJOB eq 1,2,DK,RF and INJURY in 12..21 goto LOSTWORKTIME  
Elseif ISCURRENTJOB eq 1,2,DK,RF and INJURY eq 11 or 'empty' goto  
LOSTOTHERWORKTIME

# LOSTWORKTIME

Field

BNCVS2.JOB\_LOST.LOSTWORKTIME

**Description:** Did respondent lose time from work due to injuries from incident

**Form Pane Label:** Time lost - Injury

**SAS Name:**

**Tag Name:** LOSTWORKTIME

**Inherited Universe:** INCINDEX ge 1 and SKIPMID ne 1

**Universe:** DOINGATINCIDENTTIME eq 11,12 AND INJURY in 12..21\  
OR\  
JOBDDURINGINCIDENT eq 1 AND INJURY in 12..21

## Universe Description:

**Question Text:** Did ^YOU\_NAMECAP lose time from work because of the injuries  
^YOU\_HE\_SHE suffered in this incident?

**Fills:** YOU\_NAMECAP

**Instructions:** If SELFPROXY eq 2 fill YOU\_NAMECAP with "YOU"  
Else fill YOU\_NAMECAP with ^NAME.

**Fills:** YOU\_HE\_SHE

**Instructions:** If SELFPROXY eq 2 fill YOU\_HE\_SHE with "you"  
Elseif SELFPROXY eq 4 AND SEX eq 1 fill YOU\_HE\_SHE with "he"  
Elseif SELFPROXY eq 4 AND SEX eq 2 fill YOU\_HE\_SHE with "she"  
Elseif SELFPROXY eq 4 AND SEX is blank fill YOU\_HE\_SHE with ^NAME.

**Type:** Enumerated

**Length:** 1

**Answer List:** TYesNo

Value:	Mnemonic:	Description:
1	Yes	Yes
2	No	No

- Don't Know
- Refuse
- Empty

On Input

On Output

Array:

**Special Instructions:** This ITEM is an Editing/Coding instrument item.

**Skip Instructions:** If LOSTWORKTIME eq 1 goto AMOUNTTIMELOST  
Else goto LOSTOTHERWORKTIME

---

## AMOUNTTIMELOST

Field

BNCVS2.JOB\_LOST.AMOUNTTIMELOST

---

**Description:** How much time lost from work because of the injuries

**Form Pane Label:** Amt time lost - Injury

**SAS Name:**

**Tag Name:** AMOUNTTIMELOST

**Inherited Universe:** INCINDEX ge 1 and SKIPMID ne 1

**Universe:** LOSTWORKTIME eq 1

### Universe Description:

**Question Text:** How much time did ^YOU\_NAME lose because of injuries?

✦ Enter 0 if time lost was less than one day.

✦ If over 200 days, enter 200.

**Fills:** YOU\_NAME

**Instructions:** If SELFPROXY eq 2 fill YOU\_NAME with "you"

Else fill YOU\_NAME with ^NAME.

**Type:** Integer

**Length:** 3

**Min:** 0

**Max:** 200

Don't Know

Refuse

Empty

On Input

On Output

**Array:**

**Special Instructions:** This ITEM is an Editing/Coding instrument item.

**Skip Instructions:** If AMOUNTTIMELOST eq 0 goto LOSTOTHERWORKTIME

Elseif AMOUNTTIMELOST eq 1..200,DK,RF goto LOSTPAYNOMEDINS

Field

**LOSTPAYNOMEDINS**  
BNCVS2.JOB\_LOST.LOSTPAYNOMEDINS

**Description:** Did respondent lose pay not covered because of time missed from work due to the injuries

**Form Pane Label:** Lost pay - Injury

**SAS Name:**

**Tag Name:** LOSTPAYNOMEDINS

**Inherited Universe:** INCINDEX ge 1 and SKIPMID ne 1

**Universe:** AMOUNTTIMELOST eq 1..200, DK, RF

**Universe Description:**

**Question Text:** During these days, did ^YOU\_NAME lose any pay that was not covered by unemployment insurance, sick leave, or some other source?

**Fills:** YOU\_NAME

**Instructions:** If SELFPROXY eq 2 fill YOU\_NAME with "you"  
Else fill YOU\_NAME with ^NAME.

**Type:** Enumerated

**Length:** 1

**Answer List:** TYesNo

Value:	Mnemonic:	Description:
1	Yes	Yes
2	No	No

- Don't Know
- Refuse
- Empty

- On Input
- On Output

**Array:**

**Special Instructions:** This ITEM is an Editing/Coding instrument item.

**Skip Instructions:** If LOSTPAYNOMEDINS eq 1 goto AMOUNTLOSTPAYNOMED  
Else goto LOSTOTHERWORKTIME

---

## AMOUNTLOSTPAYNOMED

Field

BNCVS2.JOB\_LOST.AMOUNTLOSTPAYNOMED

---

**Description:** How much pay was lost because of the injury

**Form Pane Label:** Amt lost pay - Injury

**SAS Name:**

**Tag Name:** AMOUNTLOSTPAYNOMED

**Inherited Universe:** INCINDEX ge 1 and SKIPMID ne 1

**Universe:** LOSTPAYNOMEDINS eq 1

### Universe Description:

**Question Text:** About how much pay did ^YOU\_HE\_SHE lose?

✦ Round to the nearest dollar

✦ Enter a number between 1-999,996

**Fills:** YOU\_HE\_SHE

**Instructions:** If SELFPROXY eq 2 fill YOU\_HE\_SHE with "you"

Elseif SELFPROXY eq 4 AND SEX eq 1 fill YOU\_HE\_SHE with "he"

Elseif SELFPROXY eq 4 AND SEX eq 2 fill YOU\_HE\_SHE with "she"

Elseif SELFPROXY eq 4 AND SEX is blank fill YOU\_HE\_SHE with ^NAME.

**Type:** Real / decimal

**Length:** 6

**Min:** 1

**Max:** 999996

Don't Know

Refuse

Empty

On Input

On Output

**Array:**

**Special Instructions:** Use a currency mask in the form pane, so displays as \$\_\_\_\_\_ with the dollar sign to the left of the answer field.

The interviewer should not be allowed to enter decimals, only whole dollar amounts.

This ITEM is an Editing/Coding instrument item.

**Skip Instructions:** LOSTOTHERWORKTIME



## LOSTOTHERWORKTIME

Field

BNCVS2.JOB\_LOST.LOSTOTHERWORKTIME

**Description:** Did respondent lose time from work due to activities related to the incident

**Form Pane Label:** Time lost - Activity

**SAS Name:**

**Tag Name:** LOSTOTHERWORKTIME

**Inherited Universe:** INCINDEX ge 1 and SKIPMID ne 1

**Universe:** DOINGATINCIDENTTIME eq 11,12 OR\  
JOBDDURINGINCIDENT eq 1

### Universe Description:

**Question Text:** Did ^YOU\_NAMECAP lose any ^TIME\_OTHERTIME from work because of this incident for such things as cooperating with a police investigation, testifying in court, or repairing or replacing damaged or stolen property?

✦ **Probe:** (Any other reason?)

✦ Enter all that apply, separate with commas.

**Fills:** YOU\_NAMECAP

**Instructions:** If SELFPROXY eq 2 fill YOU\_NAMECAP with "YOU"  
Else fill YOU\_NAMECAP with ^NAME.

**Fills:** TIME\_OTHERTIME

**Instructions:** If LOSTWORKTIME eq 1 fill TIME\_OTHERTIME with "other time"  
Else fill TIME\_OTHERTIME with "time".

**Type:** Set

**Max Number of Values:**

**Length:** 1

**Answer List:** Activites\_Causing\_Lost\_Work\_Time

Value:	Mnemonic:	Description:
1		Police related activities
2		Court related activities
3		Repairing damaged property
4		Replacing stolen items

---

5	Other - Specify
6	None - (did not lose time from work for any of these reasons)

---

- Don't Know
- Refuse
- Empty

- On Input
- On Output

Array:

**Special Instructions:** If LOSTOTHERWORKTIME eq 6 then no other entries should be marked.

Error2 screen should read "<>You selected "None" and other categories, which is not allowed. Please go back and correct your selections.[n]"

This ITEM is an Editing/Coding instrument item.

**Skip Instructions:** If LOSTOTHERWORKTIME eq 6 AND LOSTOTHERWORKTIME ne 1..5 and HIGHLNO eq 1 AND DOINGATINCIDENTTIME eq 12,13,14 goto TYPETTRANSPORTATION  
Elseif LOSTOTHERWORKTIME eq 6 and LOSTOTHERWORKTIME ne 1..5 and HIGHLNO eq 1 and DOINGATINCIDENTTIME ne 12,13,14 and RECALLDETAILS eq 2 goto SERIESNUMTIMES  
Elseif LOSTOTHERWORKTIME eq 6 and LOSTOTHERWORKTIME ne 1..5 and HIGHLNO eq 1 AND DOINGATINCIDENTTIME ne 12,13,14 and RECALLDETAILS eq 1,DK,'empty' goto INCIDENTHATECRIME  
Elseif LOSTOTHERWORKTIME eq 6,DK,RF and LOSTOTHERWORKTIME ne 1..5 goto HHMEMLOSTWORKTIME  
Elseif LOSTOTHERWORKTIME eq 6 and LOSTOTHERWORKTIME eq 1..5 goto Error2 screen  
Elseif LOSTOTHERWORKTIME eq 5 goto LOSTOTHERWORKTIME\_SPEC  
Else goto DAYSLOSTWORK

---

## LOSTOTHERWORKTIME\_SPEC

Field

BNCVS2.JOB\_LOST.LOSTOTHERWORKTIME\_SPEC

---

**Description:** Write-in entry for activities related to incident that caused respondent to lose time from work

**Form Pane Label:** Time lost - Act Specify

**SAS Name:**

**Tag Name:** LOSTOTHERWORKTIME\_SPEC

**Inherited Universe:** INCINDEX ge 1 and SKIPMID ne 1

**Universe:** LOSTOTHERWORKTIME eq 5

**Universe Description:**

**Question Text:** [+ Please specify ^TIME\\_OTHERTIME lost from work because of this incident.](#)

**Fills:** TIME\_OTHERTIME

**Instructions:** If LOSTWORKTIME eq 1 fill TIME\_OTHERTIME with "other time"  
Else fill TIME\_OTHERTIME with "time".

**Type:** String

**Length:** 35

- Don't Know
- Refuse
- Empty

- On Input
- On Output

**Array:**

**Special Instructions:** This ITEM is an Editing/Coding instrument item.

**Skip Instructions:** DAYSLOSTWORK

Field

**DAYSLOSTWORK**  
BNCVS2.JOB\_LOST.DAYSLOSTWORK

**Description:** How much time lost from work because of activities related to the incident

**Form Pane Label:** Amt time lost - Activity

**SAS Name:**

**Tag Name:** DAYSLOSTWORK

**Inherited Universe:** INCINDEX ge 1 and SKIPMID ne 1

**Universe:** LOSTOTHERWORKTIME in 1..5

**Universe Description:**

**Question Text:** How much time did ^YOU\_HE\_SHE lose altogether because of... ?

^TIMELOST\_POLICE  
^TIMELOST\_COURT  
^TIMELOST\_REPAIRING  
^TIMELOST\_REPLACING  
^TIMELOST\_OTHER

✦ Enter 0 if time lost was less than one day.

✦ If over 200 days, enter 200.

**Fills:** YOU\_HE\_SHE

**Instructions:** If SELFPROXY eq 2 fill YOU\_HE\_SHE with "you"

Elseif SELFPROXY eq 4 AND SEX eq 1 fill YOU\_HE\_SHE with "he"

Elseif SELFPROXY eq 4 AND SEX eq 2 fill YOU\_HE\_SHE with "she"

Elseif SELFPROXY eq 4 AND SEX is blank fill YOU\_HE\_SHE with ^NAME.

**Fills:** TIMELOST\_POLICE

**Instructions:** If LOSTOTHERWORKTIME eq 1 fill TIMELOST\_POLICE with "[bold]-- police related activities[n]"

Else leave TIMELOST\_POLICE blank.

**Fills:** TIMELOST\_COURT

**Instructions:** If LOSTOTHERWORKTIME eq 2 fill TIMELOST\_COURT with "[bold]-- court related activities[n]"

Else leave TIMELOST\_COURT blank.

**Fills:** TIMELOST\_REPAIRING

**Instructions:** If LOSTOTHERWORKTIME eq 3 fill TIMELOST\_REPAIRING with "[bold]-- repairing damaged property[n]"  
Else leave TIMELOST\_REPAIRING blank.

**Fills:** TIMELOST\_REPLACING

**Instructions:** If LOSTOTHERWORKTIME eq 4 fill TIMELOST\_REPLACING with "[bold]-- replacing stolen items[n]"  
Else leave TIMELOST\_REPLACING blank.

**Fills:** TIMELOST\_OTHER

**Instructions:** If LOSTOTHERWORKTIME eq 5 fill TIMELOST\_OTHER with "[bold]-- other reasons[n]"  
Else leave TIMELOST\_OTHER blank.

**Type:** Integer

**Length:** 3

**Min:** 0

**Max:** 200

Don't Know

Refuse

Empty

On Input

On Output

**Array:**

**Special Instructions:** This ITEM is an Editing/Coding instrument item.

**Skip Instructions:** If DAYSLOSTWORK eq 0 and HIGHLNO eq 1 and DOINGATINCIDENTTIME eq 12,13,14 goto TYPETRANSPORTATION  
Elseif DAYSLOSTWORK eq 0 and HIGHLNO eq 1 DOINGATINCIDENTTIME ne 12,13,14 and RECALLDETAILS eq 2 goto SERIESNUMTIMES  
Elseif DAYSLOSTWORK eq 0 and HIGHLNO eq 1 and DOINGATINCIDENTTIME ne 12,13,14 and RECALLDETAILS eq 1,DK goto INCIDENTHATECRIME  
Elseif DAYSLOSTWORK eq 0 goto HHMEMLOSTWORKTIME  
Else goto LOSTPAYNOEMPINS

Field

**LOSTPAYNOEMPINS**  
BNCVS2.JOB\_LOST.LOSTPAYNOEMPINS

**Description:** Did respondent lose pay not covered because of time missed from work due to activities related to the incident

**Form Pane Label:** Lost pay - Activity

**SAS Name:**

**Tag Name:** LOSTPAYNOEMPINS

**Inherited Universe:** INCINDEX ge 1 and SKIPMID ne 1

**Universe:** DAYSLOSTWORK = 1..200, DK, RF

**Universe Description:**

**Question Text:** During these days, did ^YOU\_NAME lose any pay that was not covered by unemployment insurance, paid leave, or some other source?

**Fills:** YOU\_NAME

**Instructions:** If SELFPROXY eq 2 fill YOU\_NAME with "you"  
Else fill YOU\_NAME with ^NAME.

**Type:** Enumerated

**Length:** 1

**Answer List:** TYesNo

Value:	Mnemonic:	Description:
1	Yes	Yes
2	No	No

Don't Know

Refuse

Empty

On Input

On Output

**Array:**

**Special Instructions:** This ITEM is an Editing/Coding instrument item.

**Skip Instructions:** If LOSTPAYNOEMPINS eq 1 goto AMOUNTLOSTPAYNEOMP  
Elseif LOSTPAYNOEMPINS eq 2,DK,RF AND HIGHLNO eq 1 AND  
DOINGATINCIDENTTIME eq 12,13,14 goto TYPETRANSPORTATION

Elseif LOSTPAYNOEMPINS eq 2,DK,RF AND HIGHLNO eq 1  
DOINGATINCIDENTTIME ne 12,13,14 AND RECALLDETAILS eq 2 goto  
SERIESNUMTIMES

Elseif LOSTPAYNOEMPINS eq 2,DK,RF AND HIGHLNO eq 1 AND  
DOINGATINCIDENTTIME ne 12,13,14 AND RECALLDETAILS eq 1, DK goto  
INCIDENTHATECRIME

Elseif LOSTPAYNOEMPINS eq 2,DK,RF goto HHMEMLOSTWORKTIME

Field

**AMOUNTLOSTPAYNOEMP**  
BNCVS2.JOB\_LOST.AMOUNTLOSTPAYNOEMP

**Description:** How much pay was lost because of activities related to the incident

**Form Pane Label:** Amt lost pay - Activity

**SAS Name:**

**Tag Name:** AMOUNTLOSTPAYNOEMP

**Inherited Universe:** INCINDEX ge 1 and SKIPMID ne 1

**Universe:** LOSTPAYNOEMPINS eq 1

**Universe Description:**

**Question Text:** About how much pay did ^YOU\_HE\_SHE lose?

◆ Round to the nearest dollar

◆ Enter a number between 1-999,996

**Fills:** YOU\_HE\_SHE

**Instructions:** If SELFPROXY eq 2 fill YOU\_HE\_SHE with "you"

Elseif SELFPROXY eq 4 AND SEX eq 1 fill YOU\_HE\_SHE with "he"

Elseif SELFPROXY eq 4 AND SEX eq 2 fill YOU\_HE\_SHE with "she"

Elseif SELFPROXY eq 4 AND SEX is blank fill YOU\_HE\_SHE with ^NAME.

**Type:** Real / decimal

**Length:** 6

**Min:** 1

**Max:** 999996

Don't Know

Refuse

Empty

On Input

On Output

**Array:**

**Special Instructions:** Use a currency mask in the form pane, so displays as \$\_\_\_\_\_ with the dollar sign to the left of the answer field.

The interviewer should not be allowed to enter decimals, only whole dollar amounts.



This ITEM is an Editing/Coding instrument item.

**Skip Instructions:** If HIGHLNO eq 1 and DOINGATINCIDENTTIME eq 12,13,14 goto  
TYPETTRANSPORTATION  
Elseif HIGHLNO eq 1 and DOINGATINCIDENTTIME ne 12,13,14 and  
RECALLDETAILS eq 2 goto SERIESNUMTIMES  
Elseif HIGHLNO eq 1 and DOINGATINCIDENTTIME ne 12,13,14 and  
RECALLDETAILS eq 1,DK goto INCIDENTHATECRIME  
Else goto HHMEMLOSTWORKTIME

Field

**HHMEMLOSTWORKTIME**  
BNCVS2.JOB\_LOST.HHMEMLOSTWORKTIME

**Description:** Did other household members lose time from work because of this incident

**Form Pane Label:** Lose work time others

**SAS Name:**

**Tag Name:** HHMEMLOSTWORKTIME

**Inherited Universe:** INCINDEX ge 1 and SKIPMID ne 1

**Universe:** DOINGATINCIDENTTIME and HIGHLNO gt 1

**Universe Description:**

**Question Text:** Were there any ^HH\_OTHERHH members 16 years or older who lost time from work because of this incident?

**Fills:** HH\_OTHERHH

**Instructions:** If HIGHLNO ne 1 AND LOSTWORKTIME eq 1 fill HH\_OTHERHH with "other"  
Elseif HIGHLNO ne 1 AND LOSTOTHERWORKTIME ne 6 fill HH\_OTHERHH with "other"  
Else leave HH\_OTHERHH blank.

**Type:** Enumerated

**Length:** 1

**Answer List:** TYesNo

Value:	Mnemonic:	Description:
1	Yes	Yes
2	No	No

- Don't Know
- Refuse
- Empty

- On Input
- On Output

**Array:**

**Special Instructions:** This ITEM is an Editing/Coding instrument item.

**Skip Instructions:** IF IN THE PRODUCTION INSTRUMENT:

If HHMEMLOSTWORKTIME eq 1 goto AMOUNTHHMEMTIMELOST  
Elseif HHMEMLOSTWORKTIME eq 2,DK,RF and DOINGATINCIDENTTIME in  
12..14 goto TYPETRANSPORTATION  
Elseif HHMEMLOSTWORKTIME eq 2,DK,RF and DOINGATINCIDENTTIME eq  
11,15..21,RF and RECALLEDTAILS eq 2 goto SERIESNUMTIMES  
Elseif HHMEMLOSTWORKTIME eq 2,DK,RF and DOINGATINCIDENTTIME eq  
11,15..21,RF and RECALLEDTAILS eq 1,DK goto INCIDENTHATECRIME

IF IN THE EDITING/CODING INSTRUMENT:

If HHMEMLOSTWORKTIME eq 1 goto AMOUNTHHMEMTIMELOST  
Elseif HHMEMLOSTWORKTIME eq 2,DK,RF AND DOINGATINCIDENTTIME in  
12..14 goto TYPETRANSPORTATION  
Elseif HHMEMLOSTWORKTIME eq 2,DK,RF and DOINGATINCIDENTTIME eq  
11,15..21,RF and RECALLEDTAILS eq 2 goto SERIESNUMTIMES  
Elseif HHMEMLOSTWORKTIME eq 2,DK,RF and DOINGATINCIDENTTIME eq  
11,15..21,RF and RECALLEDTAILS eq 1,DK goto INCDONE\_EC

Field

**AMOUNTHHMEMTIMELOST**  
BNCVS2.JOB\_LOST.AMOUNTHHMEMTIMELOST

**Description:** How much time other HH members lost from work because of activities related to the incident

**Form Pane Label:** Amt time lost - Others

**SAS Name:**

**Tag Name:** AMOUNTHHMEMTIMELOST

**Inherited Universe:** INCINDEX ge 1 and SKIPMID ne 1

**Universe:** HHMEMLOSTWORKTIME eq 1

**Universe Description:**

**Question Text:** How much time did they lose altogether?

✦ Enter 0 if time lost was less than one day.

✦ If over 200 days, enter 200.

**Type:** Integer

**Length:** 3

**Min:** 0

**Max:** 200

Don't Know

Refuse

Empty

On Input

On Output

**Array:**

**Special Instructions:** This ITEM is an Editing/Coding instrument item.

**Skip Instructions:** IF IN THE PRODUCTION INSTRUMENT:

If AMOUNTHHMEMTIMELOST eq 0..200,DK,RF and DOINGATINCIDENTTIME in 12..14 goto TYPETRANSPORTATION

Elseif AMOUNTHHMEMTIMELOST eq 0..200,DK,RF and DOINGATINCIDENTTIME eq 11,15..21,RF and RECALLDETAILS eq 2 goto SERIESNUMTIMES

Elseif AMOUNTHHMEMTIMELOST eq 0..200,DK,RF and DOINGATINCIDENTTIME eq 11,15..21,RF and RECALLDETAILS eq 1,DK goto INCIDENTHATECRIME

IF IN THE EDITING/CODING INSTRUMENT:

If AMOUNTHHMEMTIMELOST eq 0..200,DK,RF and DOINGATINCIDENTTIME in 12..14 goto TYPETRANSPORTATION

Elseif AMOUNTHHMEMTIMELOST eq 0..200,DK,RF and DOINGATINCIDENTTIME eq 11, 15..21, RF and RECALLDETAILS eq 2 goto SERIESNUMTIMES

Elseif AMOUNTHHMEMTIMELOST eq 0..200,DK,RF and DOINGATINCIDENTTIME eq 11,15..21,RF and RECALLDETAILS eq 1,DK goto INCDONE\_EC

Field

## TYPETRANSPORTATION

BNCVS2.JOB\_LOST.TYPETRANSPORTATION

**Description:** What mode of transportation was the respondent using at the time of the incident

**Form Pane Label:** Transportation

**SAS Name:**

**Tag Name:** TYPETRANSPORTATION

**Inherited Universe:** INCINDEX ge 1 and SKIPMID ne 1

**Universe:** DOINGATINCIDENTTIME in 12..14

### Universe Description:

**Question Text:** [+ Ask or verify:](#)

You told me earlier ^YOU\_NAME ^WERE\_WAS on the way [to/from]  
^WORK\_SCHOOL\_SOMEPLACE when the incident happened.

What means of transportation ^WERE\_WAS ^YOU\_HE\_SHE using?

**Fills:** YOU\_NAME

**Instructions:** If SELFPROXY eq 2 fill YOU\_NAME with "you"  
Else fill YOU\_NAME with ^NAME.

**Fills:** WERE\_WAS

**Instructions:** If SELFPROXY eq 2 fill WERE\_WAS with "were"  
Else fill WERE\_WAS with "was".

**Fills:** WORK\_SCHOOL\_SOMEPLACE

**Instructions:** If DOINGATINCIDENTTIME eq 2 fill WORK\_SCHOOL\_SOMEPLACE with "work"  
Elseif DOINGATINCIDENTTIME eq 3 fill WORK\_SCHOOL\_SOMEPLACE with  
"school"  
Elseif DOINGATINCIDENTTIME eq 4 fill WORK\_SCHOOL\_SOMEPLACE with  
"some place".

**Fills:** YOU\_HE\_SHE

**Instructions:** If SELFPROXY eq 2 fill YOU\_HE\_SHE with "you"  
Elseif SELFPROXY eq 4 AND SEX eq 1 fill YOU\_HE\_SHE with "he"  
Elseif SELFPROXY eq 4 AND SEX eq 2 fill YOU\_HE\_SHE with "she"  
Elseif SELFPROXY eq 4 AND SEX is blank fill YOU\_HE\_SHE with ^NAME.

**Type:** Enumerated  
**Length:** 2

**Answer List:** Type\_Of\_Transportation

Value:	Mnemonic:	Description:
11		Car, truck or van
12		Motorcycle
13		Bicycle
14		On foot
15		School bus (public or private)
16		Bus or trolley
17		Subway or rapid transit
18		Train
19		Taxi
20		Other - Specify

- Don't Know
- Refuse
- Empty

- On Input
- On Output

**Array:**

**Special Instructions:** This ITEM is an Editing/Coding instrument item.

**Skip Instructions:** IF IN THE PRODUCTION INSTRUMENT:

If TYPETRANSPORTATION eq 11..19,RF and RECALLDETAILS eq 2 goto  
SERIESNUMTIMES  
Elseif TYPETRANSPORTATION eq 11..19,RF and RECALLDETAILS eq 1,DK goto  
INCIDENTHATECRIME  
Elseif TYPETRANSPORTATION eq 20 goto TYPETRANSPORTATION\_SPEC

IF IN THE EDITING/CODING INSTRUMENT:

If TYPETRANSPORTATION eq 11..19,RF and RECALLDETAILS eq 2 goto  
SERIESNUMTIMES  
Elseif TYPETRANSPORTATION eq 11..19,RF and RECALLDETAILS eq 1,DK goto  
INCDONE\_EC  
Elseif TYPETRANSPORTATION eq 20 goto TYPETRANSPORTATION\_SPEC

Field

## TYPETRANSPORTATION\_SPEC

BNCVS2.JOB\_LOST.TYPETRANSPORTATION\_SPEC

**Description:** Write-in entry for the mode of transportation the respondent was using at the time of the incident

**Form Pane Label:** Transportation Specify

**SAS Name:**

**Tag Name:** TYPETRANSPORTATION\_SPEC

**Inherited Universe:** INCINDEX ge 1 and SKIPMID ne 1

**Universe:** TYPETRANSPORTATION eq 20

### Universe Description:

**Question Text:** ♦ Please specify what means of transportation ^YOU\_HE\_SHE ^WERE\_WAS using.

**Fills:** YOU\_HE\_SHE

**Instructions:** If SELFPROXY eq 2 fill YOU\_HE\_SHE with "you"

Elseif SELFPROXY eq 4 AND SEX eq 1 fill YOU\_HE\_SHE with "he"

Elseif SELFPROXY eq 4 AND SEX eq 2 fill YOU\_HE\_SHE with "she"

Elseif SELFPROXY eq 4 AND SEX is blank fill YOU\_HE\_SHE with ^NAME.

**Fills:** WERE\_WAS

**Instructions:** If SELFPROXY eq 2 fill WERE\_WAS with "were"

Else fill WERE\_WAS with "was".

**Type:** String

**Length:** 35

Don't Know

Refuse

Empty

On Input

On Output

**Array:**

**Special Instructions:** This ITEM is an Editing/Coding instrument item.

**Skip Instructions:** IF IN THE PRODUCTION INSTRUMENT:

If RECALLDETAILS eq 2 goto SERIESNUMTIMES

Else goto INCIDENTHATECRIME



IF IN THE EDITING/CODING INSTRUMENT:

If RECALLDETAILS eq 2 goto SERIESNUMTIMES  
Else goto INCDONE\_EC

Field

**NCVS2SEC7INTID**  
BNCVS2.JOB\_LOST.NCVS2SEC7INTID

**Description:** ID of the FR who completed the NCVS 2, Section 7 block (JobLost)

**Form Pane Label:**

**SAS Name:**

**Tag Name:** ncvs2sec7intid

**Inherited Universe:** INCINDEX ge 1 and SKIPMID ne 1

**Universe:**

**Universe Description:**

**Question Text:**

**Type:** Classification

**Length:** 3

- Don't Know
- Refuse
- Empty

- On Input
- On Output

**Store Instructions:** If (((DOINGATINCIDENTTIME eq 11,15,16,17,18,19,20,21,RF and (HIGHLNO eq 1 and MAJORACTIVITY eq 1,2,3,4,5,6,RF or LOSTOTHWORFTIME eq 6 or DAYSLOSTWORK eq 0 or LOSTPAYNOEMPINS eq 2,DK,RF or AMOUNTLOSTPAYNOEMP in 1..999996,DK,RF) or (HIGHLNO gt 1 and HHMEMLOSTWORKTIME eq 2,DK,RF or AMOUNTHHMEMTIMELOST in 0..200,DK,RF)) or TYPETRANSPORTATION in 11..20,RF) and NCVS2SEC7INTID is empty) store INTID in NCVS2SEC7INTID and store USERID in NCVS2SEC7JBID

**Array:**

**Special Instructions:** To clarify (or confuse) the store instructions here is another explanation:

This variable is filled when there is only one household member, the respondent answered DOINGATINCIDENTTIME eq 11,15,16,17,18,19,20,21,RF AND MAJORACTIVITY eq 1,2,3,4,5,6,RF or LOSTOTHWORFTIME eq 6 or DAYSLOSTWORK eq 0 or LOSTPAYNOEMPINS eq 2,DK,RF or AMOUNTLOSTPAYNOEMP in 1..999996,DK,RF or

This variable is filled when there is more than one household member, the respondent answered DOINGATINCIDENTTIME eq 11,15,16,17,18,19,20,21,RF AND HHMEMLOSTWORKTIME eq 2,DK,RF or AMOUNTHHMEMTIMELOST in 0..200,DK,RF

or

Regardless of the roster, this variable is filled when TYPETRANSPORTATION in 11..20,RF (which is onpath when DOINGATINCIDENTTIME eq 12,13,14)

Field

**NCVS2SEC7JBID**  
BNCVS2.JOB\_LOST.NCVS2SEC7JBID

**Description:** James Bond ID of the FR who completed the NCVS 2, Section 7 block (JobLost)

**Form Pane Label:**

**SAS Name:**

**Tag Name:** ncvs2sec7jbid

**Inherited Universe:** INCINDEX ge 1 and SKIPMID ne 1

**Universe:**

**Universe Description:**

**Question Text:**

**Type:** Classification

**Length:** 8

- Don't Know
- Refuse
- Empty

- On Input
- On Output

**Store Instructions:** If (((DOINGATINCIDENTTIME eq 11,15,16,17,18,19,20,21,RF and (HIGHLNO eq 1 and MAJORACTIVITY eq 1,2,3,4,5,6,RF or LOSTOTHWORFTIME eq 6 or DAYSLOSTWORK eq 0 or LOSTPAYNOEMPINS eq 2,DK,RF or AMOUNTLOSTPAYNOEMP in 1..999996,DK,RF) or (HIGHLNO gt 1 and HHMEMLOSTWORKTIME eq 2,DK,RF or AMOUNTHHMEMTIMELOST in 0..200,DK,RF)) or TYPETRANSPORTATION in 11..20,RF) and NCVS2SEC7JBID is empty) store USERID in NCVS2SEC7JBID

**Array:**

**Special Instructions:** To clarify (or confuse) the store instructions here is another explanation:

This variable is filled when there is only one household member, the respondent answered DOINGATINCIDENTTIME eq 11,15,16,17,18,19,20,21,RF AND MAJORACTIVITY eq 1,2,3,4,5,6,RF or LOSTOTHWORFTIME eq 6 or DAYSLOSTWORK eq 0 or LOSTPAYNOEMPINS eq 2,DK,RF or AMOUNTLOSTPAYNOEMP in 1..999996,DK,RF

or

This variable is filled when there is more than one household member, the

respondent answered DOINGATINCIDENTTIME eq 11,15,16,17,18,19,20,21,RF AND  
HHMEMLOSTWORKTIME eq 2,DK,RF or AMOUNTHHMEMTIMELOST in  
0..200,DK,RF

or

Regardless of the roster, this variable is filled when TYPETRANSPORTATION in  
11..20,RF (which is onpath when DOINGATINCIDENTTIME eq 12,13,14)

---

Block

**SERIES**  
BNCVS2.SERIES

---

**Description:** Series Crime Classification

**Tab Name:** Series Crime Classification

**Fly Over Name:**

**Universe Type:** If

**Inherited Universe:** INCINDEX ge 1 and SKIPMID ne 1

**Universe:**

**Universe Description:**

**Array:**

**Block Instructions:**

---

## SERIESNUMTIMES

Field

BNCVS2.SERIES.SERIESNUMTIMES

---

**Description:** Number of times this type of incident happened - Series

**Form Pane Label:** Number of inc in series

**SAS Name:**

**Tag Name:** SERIESNUMTIMES

**Inherited Universe:** INCINDEX ge 1 and SKIPMID ne 1

**Universe:** RECALLDETAILS eq 2\

### Universe Description:

**Question Text:** You have told me about the most recent incident. How many times did this kind of thing happen to ^YOU\_NAME during the last 12 months?

✦ Enter a number between 6-996.

**Fills:** YOU\_NAME

**Instructions:** If SELFPROXY eq 2 fill YOU\_NAME with "you"

Else fill YOU\_NAME with ^NAME.

**Type:** Integer

**Length:** 3

**Min:** 6

**Max:** 996

- Don't Know  
 Refuse  
 Empty

- On Input  
 On Output

**Array:**

**Special Instructions:** This ITEM is an Editing/Coding instrument item.

The variable INTPER is found on input on RT1002 in positions 53-60. For the NCVS, this variable is set up as a six character variable with the last two positions are empty (YYYYMM). So the variable is set up with the first 4 positions (53-56) filled by the year and positions 5 and 6 (57-58) filled by the month. -cds 12/19/07

These variables no longer referenced, but left in the specs in case used somehow:

The variables CURMON and CURDAY will be based on current month and day in the Blaise system.

**Skip Instructions:** If SERIESNUMTIMES ge 6 and SERIESNUMTIMES le 996 goto SERIESLOCATION  
Else goto SERIESDK



## SERIESDK

Field

BNCVS2.SERIES.SERIESDK

**Description:** Why respondent doesn't know the number of times this type of incident happened - Series

**Form Pane Label:** Don't know - series

**SAS Name:**

**Tag Name:** SERIESDK

**Inherited Universe:** INCINDEX ge 1 and SKIPMID ne 1

**Universe:** SERIESNUMTIMES eq DK

### Universe Description:

**Question Text:** Is that because there is no way of knowing, or because it happened too many times, or is there some other reason?

**Type:** Enumerated

**Length:** 1

**Answer List:** Reason\_Series\_Dk

Value:	Mnemonic:	Description:
1		No way of knowing
2		Happened too many times
3		Some other reason - Specify

- Don't Know  
 Refuse  
 Empty

- On Input  
 On Output

**Array:**

**Special Instructions:** This ITEM is an Editing/Coding instrument item.

The variable INTPER is found on input on RT1002 in positions 53-60. For the NCVS, this variable is set up as a six character variable with the last two positions are empty (YYYYMM). So the variable is set up with the first 4 positions (53-56) filled by the year and positions 5 and 6 (57-58) filled by the month. -cds 12/19/07

These variables no longer referenced, but left in the specs in case used somehow: The variables CURMON and CURDAY will be based on current month and day in the

Blaise system.

**Skip Instructions:** If SERIESDK eq 3 goto SERIESDKSPEC  
Elseif goto SERIESLOCATION

---

## SERIESDKSPEC

Field

BNCVS2.SERIES.SERIESDKSPEC

---

**Description:** Write-in entry for why respondent doesn't know the number of times this type of incident happened - Series

**Form Pane Label:** Don't know Specify

**SAS Name:**

**Tag Name:** SERIESDKSPEC

**Inherited Universe:** INCINDEX ge 1 and SKIPMID ne 1

**Universe:** SERIESDK eq 3

### Universe Description:

**Question Text:** [+ Please specify the other reason don't know the number of times.](#)

**Type:** String

**Length:** 35

Don't Know

Refuse

Empty

On Input

On Output

**Array:**

**Special Instructions:** This ITEM is an Editing/Coding instrument item.

The variable INTPER is found on input on RT1002 in positions 53-60. For the NCVS, this variable is set up as a six character variable with the last two positions are empty (YYYYMM). So the variable is set up with the first 4 positions (53-56) filled by the year and positions 5 and 6 (57-58) filled by the month. -cds 12/19/07

These variables no longer referenced, but left in the specs in case used somehow:  
The variables CURMON and CURDAY will be based on current month and day in the Blaise system.

**Skip Instructions:** SERIESLOCATION



Check

---

## SERIESTIMESPERQRTR\_CK

BNCVS2.SERIES.SERIESTIMESPERQRTR\_CK

---

**Description:** Soft edit check with the number of times entered in the beginning of the incident report is less than the number of times entered one of the 4 quarters or the number of times as a sum of the four quarters.

**Inherited Universe:** INCINDEX ge 1 and SKIPMID ne 1

**Universe:** SERIESWHICHMONTHQ1 gt INCTIMES or\  
SERIESWHICHMONTHQ2 gt INCTIMES or\  
SERIESWHICHMONTHQ3 gt INCTIMES or\  
SERIESWHICHMONTHQ4 gt INCTIMES or\  
SERIESWHICHMONTHQ1 + SERIESWHICHMONTHQ2 gt INCTIMES or\  
SERIESWHICHMONTHQ1 + SERIESWHICHMONTHQ2 +  
SERIESWHICHMONTHQ3 gt INCTIMES or SERIESWHICHMONTHQ1 +  
SERIESWHICHMONTHQ2 + SERIESWHICHMONTHQ3 +  
SERIESWHICHMONTHQ4 gt INCTIMES

**Universe Description:** The entry in SERIESWHICHMONTHQ1 or SERIESWHICHMONTHQ2 or SERIESWHICHMONTHQ3 or SERIESWHICHMONTHQ4 is greater than the number of times entered in INCIDENTNUMBERTIMES in the beginning of the incident report or\  
\  
The sum of SERIESWHICHMONTHQ1 and SERIESWHICHMONTHQ2 and SERIESWHICHMONTHQ3 and SERIESWHICHMONTHQ4 is greater than the number of times entered in INCIDENTNUMBERTIMES in the beginning of the incident report

**Text:** ♦ [The total number of incidents reported by quarter is greater than the total number of incidents reported.](#)

**Check Instructions:** This edit is to let the FR know that the number of times entered in a particular quarter or the sum of multiple quarters is greater than the number entered in the number of times field in the beginning of the incident report.

**Type:** Soft

**Skip Instructions:** If accept the number of times from the series by quarter questions (click on "Suppress" button and continue on to the next quarter (based on the universe) or continue to the field SERIESLOCATION if no more quarters on path.

---

## SERIESLOCATION

Field

BNCVS2.SERIES.SERIESLOCATION

---

**Description:** Did all of the incidents happen in the same place

**Form Pane Label:** Location - Series

**SAS Name:**

**Tag Name:** SERIESLOCATION

**Inherited Universe:** INCINDEX ge 1 and SKIPMID ne 1

**Universe:** SERIESNUMTIMES

### Universe Description:

**Question Text:** Did all, some, or none of these incidents occur in the same place?

**Type:** Enumerated

**Length:** 1

**Answer List:** Series\_All\_Some\_None\_Same\_Place

---

Value:	Mnemonic:	Description:
1		All in the same place
2		Some in the same place
3		None in the same place

---

Don't Know

Refuse

Empty

On Input

On Output

**Array:**

**Special Instructions:** This ITEM is an Editing/Coding instrument item.

**Skip Instructions:** SERIESOFFENDER

Field

**SERIESOFFENDER**  
BNCVS2.SERIES.SERIESOFFENDER

**Description:** Was it the same offender for all incidents

**Form Pane Label:** Offender - series

**SAS Name:**

**Tag Name:** SERIESOFFENDER

**Inherited Universe:** INCINDEX ge 1 and SKIPMID ne 1

**Universe:** SERIESLOCATION

**Universe Description:**

**Question Text:** Were all, some, or none of these incidents done by the same person(s)?

**Type:** Enumerated

**Length:** 1

**Answer List:** Series\_All\_Some\_None\_Same\_Person

Value:	Mnemonic:	Description:
1		All by the same person
2		Some by same person
3		None by same person
4		Don't know

- Don't Know
- Refuse
- Empty

- On Input
- On Output

**Array:**

**Special Instructions:** This ITEM is an Editing/Coding instrument item.

**Skip Instructions:** If SERIESOFFENDER eq 4,RF goto SAMETHINGEACHTIME  
Else goto SERIESOFFENDERRELATION

---

## SERIESOFFENDERRELATION

BNCVS2.SERIES.SERIESOFFENDERRELATION

---

Field

**Description:** How well the respondent knew the offender(s) - Series

**Form Pane Label:** Relation Series

**SAS Name:**

**Tag Name:** SERIESOFFENDERRELATION

**Inherited Universe:** INCINDEX ge 1 and SKIPMID ne 1

**Universe:** SERIESOFFENDER eq 1,2,3

**Universe Description:**

**Question Text:** What (was/were) the relationship(s) of the offender(s) to ^YOU\_NAME? For example, friend, spouse, schoolmate, etc.?

✦ **Probe:** (Anything else?)

✦ Enter all that apply, separate with commas.

**Fills:** YOU\_NAME

**Instructions:** If SELFPROXY eq 2 fill YOU\_NAME with "you"  
Else fill YOU\_NAME with ^NAME.

**Type:** Set

**Max Number of Values:**

**Length:** 2

**Answer List:** Relationship\_Multiple\_Offenders

---

Value:	Mnemonic:	Description:
11		<>RELATIVE:[n] Spouse at time of incident
12		Ex-spouse at time of incident
13		Parent or step-parent
14		Own child or step-child
15		Brother/sister
16		Other relative - Specify
17		<>NONRELATIVE:[n] Boyfriend or girlfriend, ex-boyfriend or ex-girlfriend
18		Friend or ex-friend
19		Roommate, boarder
20		Schoolmate
21		Neighbor

---



---

---

22		Customer/client
23		Patient
24		Supervisor (current or former)
25		Employee (current or former)
26		Co-worker (current or former)
27	Teacher	Teacher/school staff
28	Other-specify	Other nonrelative - Specify

---

- Don't Know
- Refuse
- Empty

- On Input
- On Output

Array:

**Special Instructions:** This ITEM is an Editing/Coding instrument item.

[Updated the specs so that in January 2007 the answer list was the same as the one used for "multiple offender relation". On 03.20.07 updated specs with the correct skip pattern so answers of 16 and 28, rather than 14 and 26 goto the specify fields.]

**Skip Instructions:** If           SERIESOFFENDERRELATION           eq           16           goto  
SERIESOFFENDERRELATION14SPEC  
Elseif           SERIESOFFENDERRELATION           eq           28           goto  
SERIESOFFENDERRELATION26SPEC  
Else goto SAMETHINGEACHTIME

---

**SERIESOFFENDERRELATION14SPEC**  
BNCVS2.SERIES.SERIESOFFENDERRELATION14SPEC

---

Field

**Description:** Write-in entry for how well respondent knew the offender(s) - relative (SERIES)

**Form Pane Label:** Relative Series Specify

**SAS Name:**

**Tag Name:** SERIESOFFENDERRELATION14SPEC

**Inherited Universe:** INCINDEX ge 1 and SKIPMID ne 1

**Universe:** SERIESOFFENDERRELATION eq 16

**Universe Description:**

**Question Text:** [+ Please specify the other relative.](#)

**Type:** String

**Length:** 35

- Don't Know
- Refuse
- Empty

- On Input
- On Output

**Array:**

**Special Instructions:** This ITEM is an Editing/Coding instrument item.

**Skip Instructions:** If           SERIESOFFENDERRELATION           eq           28           goto  
                          SERIESOFFENDERRELATION26SPEC  
                          Else goto SAMETHINGEACHTIME

Field

---

**SERIESOFFENDERRELATION26SPEC**  
BNCVS2.SERIES.SERIESOFFENDERRELATION26SPEC

---

**Description:** Write-in entry for how well respondent knew the offender(s) - nonrelative (SERIES)

**Form Pane Label:** Nonrelative Series Specify

**SAS Name:**

**Tag Name:** SERIESOFFENDERRELATION26SPEC

**Inherited Universe:** INCINDEX ge 1 and SKIPMID ne 1

**Universe:** SERIESOFFENDERRELATION eq 28

**Universe Description:**

**Question Text:** [+ Please specify the other nonrelative.](#)

**Type:** String

**Length:** 35

- Don't Know
- Refuse
- Empty

- On Input
- On Output

**Array:**

**Special Instructions:** This ITEM is an Editing/Coding instrument item.

**Skip Instructions:** SAMETHINGEACHTIME

---

**SAMETHINGEACHTIME**  
BNCVS2.SERIES.SAMETHINGEACHTIME

---

Field

**Description:** Did the same thing happen each time

**Form Pane Label:** Same thing each time

**SAS Name:**

**Tag Name:** SAMETHINGEACHTIME

**Inherited Universe:** INCINDEX ge 1 and SKIPMID ne 1

**Universe:**

**Universe Description:** SERIESOFFENDER

**Question Text:** Did the same thing happen each time?

**Type:** Enumerated

**Length:** 1

**Answer List:** TYesNo

---

Value:	Mnemonic:	Description:
1	Yes	Yes
2	No	No

---

Don't Know

Refuse

Empty

On Input

On Output

**Array:**

**Special Instructions:** This ITEM is an Editing/Coding instrument item.

**Skip Instructions:** If SAMETHINGEACHTIME eq 2 goto HOWINCIDENTSDIFFER  
Else goto TROUBLEONGOING

Field

---

## HOWINCIDENTSDIFFER

BNCVS2.SERIES.HOWINCIDENTSDIFFER

---

**Description:** Write-in entry for how the series of incidents differed

**Form Pane Label:** How differ - Specify

**SAS Name:**

**Tag Name:** HOWINCIDENTSDIFFER

**Inherited Universe:** INCINDEX ge 1 and SKIPMID ne 1

**Universe:**

**Universe Description:** SAMETHINGEACHTIME eq 2

**Question Text:** How did the incidents differ?

**Type:** String

**Length:** 35

- Don't Know
- Refuse
- Empty

- On Input
- On Output

**Array:**

**Special Instructions:** This ITEM is an Editing/Coding instrument item.

**Skip Instructions:** TROUBLEONGOING

---

## TROUBLEONGOING

BNCVS2.SERIES.TROUBLEONGOING

---

Field

**Description:** Is the trouble still going on

**Form Pane Label:** Trouble still going on

**SAS Name:**

**Tag Name:** TROUBLEONGOING

**Inherited Universe:** INCINDEX ge 1 and SKIPMID ne 1

**Universe:** SAMETHINGEACHTIME

**Universe Description:**

**Question Text:** Is the trouble still going on?

**Type:** Enumerated

**Length:** 1

**Answer List:** TYesNo

---

Value:	Mnemonic:	Description:
1	Yes	Yes
2	No	No

---

- Don't Know
- Refuse
- Empty

- On Input
- On Output

**Array:**

**Special Instructions:** This ITEM is an Editing/Coding instrument item.

**Skip Instructions:** If TROUBLEONGOING eq 2 goto WHATENEDIT  
Else goto SERIESCONTACTORNOT

Field

**WHATENEDIT**  
BNCVS2.SERIES.WHATENEDIT

**Description:** Write-in entry for what ended the trouble

**Form Pane Label:** What ended trouble

**SAS Name:**

**Tag Name:** WHATENEDIT

**Inherited Universe:** INCINDEX ge 1 and SKIPMID ne 1

**Universe:**

**Universe Description:** TROUBLEONGOING eq 2

**Question Text:** What ended it?

**Type:** String

**Length:** 35

- Don't Know
- Refuse
- Empty

- On Input
- On Output

**Array:**

**Special Instructions:** This ITEM is an Editing/Coding instrument item.

**Skip Instructions:** SERIESCONTACTORNOT

**SERIESCONTACTORNOT**  
 BNCVS2.SERIES.SERIESCONTACTORNOT

Field

**Description:** Was the series of incidents a contact or noncontact crime

**Form Pane Label:** Contact crime

**SAS Name:**

**Tag Name:** SERIESCONTACTORNOT

**Inherited Universe:** INCINDEX ge 1 and SKIPMID ne 1

**Universe:** TROUBLEONGOING

**Universe Description:**

**Question Text:** \* Do not read to respondent.

\* Enter precode that best describes this series of crimes. If more than one category describes this series, enter the appropriate precode with the lowest number.

**Type:** Enumerated

**Length:** 2

**Answer List:** Series\_Contact\_Noncontact

Value:	Mnemonic:	Description:
11		<>CONTACT CRIMES:[n] Completed or threatened violence in the course of the victim's job (police officer, security guard, psychiatric social worker, etc.)
12		Completed or threatened violence between spouses, other relatives, friends, neighbors, etc.
13		Completed or threatened violence at school or on school property
14		Other contact crimes (other violence, pocket picking, purse snatching, etc.) - Specify
15		<>NON-CONTACT CRIMES:[n] Theft or attempted theft of motor vehicles
16		Theft or attempted theft of motor vehicle parts (tire, hubcap, battery, attached car stereo, etc.)
17		Theft or attempted theft of contents of motor vehicle, including unattached parts
18		Theft or attempted theft at school or on school property
19		Illegal entry of, or attempt to enter, victim's home, other building on property, second home, hotel, motel
20		Theft or attempted theft from victim's home or vicinity by person(s) KNOWN to victim (roommate, babysitter, etc.)
21		Theft or attempted theft from victim's home or vicinity by person(s) UNKNOWN to victim



---

22

Other theft or attempted theft (at work, while shopping, etc.) - Specify

---

- Don't Know
- Refuse
- Empty

- On Input
- On Output

Array:

**Special Instructions:** This ITEM is an Editing/Coding instrument item.

**Skip Instructions:** IF IN THE PRODUCTION INSTRUMENT:

```
If SERIESCONTACTORNOT eq 14 goto SERIESCONTACTORNOT14SPEC  
Elseif SERIESCONTACTORNOT eq 22 goto SERIESCONTACTORNOT22SPEC  
Else goto INCIDENTHATECRIME
```

IF IN THE EDITING/CODING INSTRUMENT:

```
If SERIESCONTACTORNOT eq 14 goto SERIESCONTACTORNOT14SPEC  
Elseif SERIESCONTACTORNOT eq 22 goto SERIESCONTACTORNOT22SPEC  
Else goto INCDONE_EC
```

---

## SERIESCONTACTORNOT14SPEC

BNCVS2.SERIES.SERIESCONTACTORNOT14SPEC

---

Field

**Description:** Write-in entry for other type of contact crime

**Form Pane Label:** Contact crime Specify

**SAS Name:**

**Tag Name:** SERIESCONTACTORNOT14SPEC

**Inherited Universe:** INCINDEX ge 1 and SKIPMID ne 1

**Universe:**

**Universe Description:** SERIESCONTACTORNOT = 14

**Question Text:** [+Please specify the other contact crime.](#)

**Type:** String

**Length:** 35

- Don't Know
- Refuse
- Empty

- On Input
- On Output

**Array:**

**Special Instructions:** This ITEM is an Editing/Coding instrument item.

**Skip Instructions:** IF IN THE PRODUCTION INSTRUMENT:

INCIDENTHATECRIME

IF IN THE EDITING/CODING INSTRUMENT:

INCDONE\_EC

Field

---

**SERIESCONTACTORNOT22SPEC**  
BNCVS2.SERIES.SERIESCONTACTORNOT22SPEC

---

**Description:** Write-in entry for other type of noncontact crime

**Form Pane Label:** Noncontact crime Specify

**SAS Name:**

**Tag Name:** SERIESCONTACTORNOT22SPEC

**Inherited Universe:** INCINDEX ge 1 and SKIPMID ne 1

**Universe:** SERIESCONTACTORNOT = 22

**Universe Description:**

**Question Text:** [+Please specify the other noncontact crime.](#)

**Type:** String

**Length:** 35

- Don't Know
- Refuse
- Empty

- On Input
- On Output

**Array:**

**Special Instructions:** This ITEM is an Editing/Coding instrument item.

**Skip Instructions:** IF IN THE PRODUCTION INSTRUMENT:

INCIDENTHATECRIME

IF IN THE EDITING/CODING INSTRUMENT:

INCDONE\_EC

---

**NCVS2SEC8INTID**  
BNCVS2.SERIES.NCVS2SEC8INTID

---

Field

**Description:** ID of the FR who completed the NCVS 2, Section 8 block (Series)

**Form Pane Label:**

**SAS Name:**

**Tag Name:** ncvs2sec8intid

**Inherited Universe:** INCINDEX ge 1 and SKIPMID ne 1

**Universe:**

**Universe Description:**

**Question Text:**

**Type:** Classification

**Length:** 3

- Don't Know
- Refuse
- Empty

- On Input
- On Output

**Store Instructions:** If SERIESCONTACTORNOT in 11..22 AND NCVS2SEC1INTID is empty  
store INTID in NCVS2SEC8INTID and  
store USERID in NCVS2SEC8JBID

**Array:**

---

Field

**NCVS2SEC8JBID**  
BNCVS2.SERIES.NCVS2SEC8JBID

---

**Description:** James Bond ID of the FR who completed the NCVS 2, Section 8 block (Series)

**Form Pane Label:**

**SAS Name:**

**Tag Name:** ncvs2sec8jbid

**Inherited Universe:** INCINDEX ge 1 and SKIPMID ne 1

**Universe:**

**Universe Description:**

**Question Text:**

**Type:** Classification

**Length:** 8

- Don't Know
- Refuse
- Empty

- On Input
- On Output

**Store Instructions:** If SERIESCONTACTORNOT in 11..22 AND NCVS2SEC1JBID is empty  
store USERID in NCVS2SEC8JBID

**Array:**

---

# HATE

BNCVS2.HATE

---

Block

**Description:** Hate Crimes (Inc)

**Tab Name:** Hate Crimes (Inc)

**Fly Over Name:**

**Universe Type:** If

**Inherited Universe:** INCINDEX ge 1 and SKIPMID ne 1

**Universe:**

**Universe Description:**

**Array:**

**Block Instructions:**

Field

**INCIDENTHATECRIME**  
BNCVS2.HATE.INCIDENTHATECRIME

**Description:** Does the respondent believe incident was a hate crime

**Form Pane Label:** Incident a Hate Crime

**SAS Name:**

**Tag Name:** INCIDENTHATECRIME

**Inherited Universe:** INCINDEX ge 1 and SKIPMID ne 1

**Universe:** RECALLDETAILS

**Universe Description:**

**Question Text:** Hate crimes or crimes of prejudice or bigotry occur when (an offender/offenders) target(s) people because of one or more of their characteristics or religious beliefs.

**^DO\_DOES\_C ^YOU\_NAME** have any reason to suspect the incident just discussed was a hate crime or crime of prejudice or bigotry?

**Fills:** DO\_DOES\_C

**Instructions:** If SELFPROXY eq 2 fill DO\_DOES\_C with "Do"  
Else fill DO\_DOES\_C with "Does".

**Fills:** YOU\_NAME

**Instructions:** If SELFPROXY eq 2 fill YOU\_NAME with "you"  
Else fill YOU\_NAME with ^NAME.

**Type:** Enumerated

**Length:** 1

**Answer List:** TYesNo

Value:	Mnemonic:	Description:
1	Yes	Yes
2	No	No

- Don't Know
- Refuse
- Empty

On Input

On Output

**Store Instructions:** 01/25/07 comment this out since these variables are not valid as of January 2007 instrument:

```
#If INCIDENTHATECRIME eq 2, DK, RF AND MHEALTH ne 0
Store MHEALTH in MENTALCONDITION
Store MHEALTH1 in MENTALCONDITIONSPEC1
Store MCONDELSE1 in MENTALCONDITIONELSE1
Store MHEALTH2 in MENTALCONDITIONSPEC2
Store MCONDELSE2 in MENTALCONDITIONELSE2
Store MHEALTH3 in MENTALCONDITIONSPEC3
Store MRETARD in MENTALRETARDATION
Store DWNSYN in DOWNSYNDROME
Store AUTISM in AUTISM
Store CPALSY in CEREBRALPALSY
Store BRNINJRY in BRAININJURY
Store SERDSBLNG in SERIOUSDISABLE
Store COND1 in SERIOUSDISABLE_SPEC1
Store SERIOUSELSE1 in SERIOUSDISABLEELSE1
Store COND2 in SERIOUSDISABLE_SPEC2
Store SERIOUSELSE2 in SERIOUSDISABLEELSE2
Store COND3 in SERIOUSDISABLE_SPEC3
Store SELFCARE in DAILYACTIVITIES_SELFCARE
Store CMNCATE in DAILYACTIVITIES_TALKING
Store LEARNING in DAILYACTIVITIES_LEARNING
Store MOBILTY in DAILYACTIVITIES_MOBILITY
Store DIRCTION in DAILYACTIVITIES_DECISIONS
Store LIVNGDEP in DAILYACTIVITIES_LIVING
Store MANGING in DAILYACTIVITIES_BILLS
(These stores should be for the fields in the current incident report)#
```

This is not being updated since the these variables are being copied to subsequent incident reports in post-processing.

**Array:**

**Skip Instructions:** If INCIDENTHATECRIME eq 1 goto INCIDENTHATETARGETREASONS\_RACE  
Elseif INCIDENTHATECRIME eq 2,DK,RF and incident\_personCount (incident number for current respondent) eq 1 goto DISABILITY\_INTRO  
Elseif INCIDENTHATECRIME eq 2,DK,RF and incident\_personCount gt 1 AND MBLIND eq 0 (or empty) goto DISABILITY\_INTRO  
Elseif INCIDENTHATECRIME eq 2,DK,RF and HAVEDISABILITY eq 1 goto VICTIMDUETODISABLE  
Else goto SUMMARY



Field

---

**INCIDENTHATETARGETREASONS\_RACE**  
BNCVS2.HATE.INCIDENTHATETARGETREASONS\_RACE

---

**Description:** Was the respondent targeted because of race

**Form Pane Label:** Targeted Race

**SAS Name:**

**Tag Name:** INCIDENTHATETARGETREASONS\_RACE

**Inherited Universe:** INCINDEX ge 1 and SKIPMID ne 1

**Universe:** INCIDENTHATECRIME eq 1

**Universe Description:**

**Question Text:** An offender/Offenders can target people for a variety of reasons, but we are only going to ask you about a few today. ^DO\_DOES\_C ^YOU\_NAME suspect the offender(s) targeted ^YOU\_HIM\_HER because of...

^YOUR\_HIS\_HER\_C^NAMES race?

**Fills:** DO\_DOES\_C

**Instructions:** If SELFPROXY eq 2 fill DO\_DOES\_C with "Do"  
Else fill DO\_DOES\_C with "Does".

**Fills:** YOU\_NAME

**Instructions:** If SELFPROXY eq 2 fill YOU\_NAME with "you"  
Else fill YOU\_NAME with ^NAME.

**Fills:** YOU\_HIM\_HER

**Instructions:** If SELFPROXY eq 2 fill YOU\_HIM\_HER with "you"  
Elseif SELFPROXY eq 4 AND SEX eq 1 fill YOU\_HIM\_HER with "him"  
Elseif SELFPROXY eq 4 AND SEX eq 2 fill YOU\_HIM\_HER with "her"  
Elseif SELFPROXY eq 4 AND SEX ne 1 or 2 fill YOU\_HIM\_HER with ^NAME.

**Fills:** YOUR\_HIS\_HER\_C

**Instructions:** If SELFPROXY eq 2 fill YOUR\_HIS\_HER\_C with "Your"  
Elseif SELFPROXY eq 4 AND SEX eq 1 fill YOUR\_HIS\_HER\_C with "His"  
Elseif SELFPROXY eq 4 AND SEX eq 2 fill YOUR\_HIS\_HER\_C with "Her"  
Elseif SELFPROXY eq 4 AND SEX ne 1 or 2 fill YOUR\_HIS\_HER\_C with ^NAME.

**Fills:** NAMES

**Instructions:** If SELFPROXY eq 4 AND SEX is blank fill NAMES with "s"

---

**Else leave NAMES blank.**

**Type:** Enumerated  
**Length:** 1

**Answer List:** TYes\_No\_Dk

---

<b>Value:</b>	<b>Mnemonic:</b>	<b>Description:</b>
1		Yes
2		No
3		Don't know

---

- Don't Know
- Refuse
- Empty

- On Input
- On Output

**Array:**

**Skip Instructions:** INCHATETARGETREASONS\_RELIGION

Field

## INCHATETARGETREASONS\_RELIGION

BNCVS2.HATE.INCHATETARGETREASONS\_RELIGION

**Description:** Was the respondent targeted because of religion

**Form Pane Label:** Targeted Religion

**SAS Name:**

**Tag Name:** INCHATETARGETREASONS\_RELIGION

**Inherited Universe:** INCINDEX ge 1 and SKIPMID ne 1

**Universe:** INCIDENTHATETARGETREASONS\_RACE

### Universe Description:

**Question Text:** An offender/Offenders can target people for a variety of reasons, but we are only going to ask you about a few today. ^DO\_DOES\_C ^YOU\_NAME suspect the offender(s) targeted ^YOU\_HIM\_HER because of...

^YOUR\_HIS\_HER\_C^NAMES religion?

**Fills:** DO\_DOES\_C

**Instructions:** If SELFPROXY eq 2 fill DO\_DOES\_C with "Do"  
Else fill DO\_DOES\_C with "Does".

**Fills:** YOU\_NAME

**Instructions:** If SELFPROXY eq 2 fill YOU\_NAME with "you"  
Else fill YOU\_NAME with ^NAME.

**Fills:** YOU\_HIM\_HER

**Instructions:** If SELFPROXY eq 2 fill YOU\_HIM\_HER with "you"  
Elseif SELFPROXY eq 4 AND SEX eq 1 fill YOU\_HIM\_HER with "him"  
Elseif SELFPROXY eq 4 AND SEX eq 2 fill YOU\_HIM\_HER with "her"  
Elseif SELFPROXY eq 4 AND SEX ne 1 or 2 fill YOU\_HIM\_HER with ^NAME.

**Fills:** YOUR\_HIS\_HER\_C

**Instructions:** If SELFPROXY eq 2 fill YOUR\_HIS\_HER\_C with "Your"  
Elseif SELFPROXY eq 4 AND SEX eq 1 fill YOUR\_HIS\_HER\_C with "His"  
Elseif SELFPROXY eq 4 AND SEX eq 2 fill YOUR\_HIS\_HER\_C with "Her"  
Elseif SELFPROXY eq 4 AND SEX ne 1 or 2 fill YOUR\_HIS\_HER\_C with ^NAME.

**Fills:** NAMES

**Instructions:** If SELFPROXY eq 4 AND SEX is blank fill NAMES with ""s"

---

**Else leave NAMES blank.**

**Type:** Enumerated  
**Length:** 1

**Answer List:** TYes\_No\_Dk

---

<b>Value:</b>	<b>Mnemonic:</b>	<b>Description:</b>
1		Yes
2		No
3		Don't know

---

- Don't Know
- Refuse
- Empty

- On Input
- On Output

**Array:**

**Skip Instructions:** INCHATETARGETREASONS\_ETHNICITY

Field

---

## INCHATETARGETREASONS\_ETHNICITY

BNCVS2.HATE.INCHATETARGETREASONS\_ETHNICITY

---

**Description:** Was the respondent targeted because of ethnicity

**Form Pane Label:** Targeted Ethnicity

**SAS Name:**

**Tag Name:** INCHATETARGETREASONS\_ETHNICITY

**Inherited Universe:** INCINDEX ge 1 and SKIPMID ne 1

**Universe:** INCHATETARGETREASONS\_RELIGION

### Universe Description:

**Question Text:** An offender/Offenders can target people for a variety of reasons, but we are only going to ask you about a few today. ^DO\_DOES\_C ^YOU\_NAME suspect the offender(s) targeted ^YOU\_HIM\_HER because of...

**^YOUR\_HIS\_HER\_C^NAMES ethnic background or national origin (for example, people of Hispanic origin)?**

**Fills:** DO\_DOES\_C

**Instructions:** If SELFPROXY eq 2 fill DO\_DOES\_C with "Do"  
Else fill DO\_DOES\_C with "Does".

**Fills:** YOU\_NAME

**Instructions:** If SELFPROXY eq 2 fill YOU\_NAME with "you"  
Else fill YOU\_NAME with ^NAME.

**Fills:** YOU\_HIM\_HER

**Instructions:** If SELFPROXY eq 2 fill YOU\_HIM\_HER with "you"  
Elseif SELFPROXY eq 4 AND SEX eq 1 fill YOU\_HIM\_HER with "him"  
Elseif SELFPROXY eq 4 AND SEX eq 2 fill YOU\_HIM\_HER with "her"  
Elseif SELFPROXY eq 4 AND SEX ne 1 or 2 fill YOU\_HIM\_HER with ^NAME.

**Fills:** YOUR\_HIS\_HER\_C

**Instructions:** If SELFPROXY eq 2 fill YOUR\_HIS\_HER\_C with "Your"  
Elseif SELFPROXY eq 4 AND SEX eq 1 fill YOUR\_HIS\_HER\_C with "His"  
Elseif SELFPROXY eq 4 AND SEX eq 2 fill YOUR\_HIS\_HER\_C with "Her"  
Elseif SELFPROXY eq 4 AND SEX ne 1 or 2 fill YOUR\_HIS\_HER\_C with ^NAME.

**Fills:** NAMES

---

**Instructions: If SELFPROXY eq 4 AND SEX is blank fill NAMES with ""s"  
Else leave NAMES blank.**

**Type:** Enumerated  
**Length:** 1

**Answer List:** TYes\_No\_Dk

---

<b>Value:</b>	<b>Mnemonic:</b>	<b>Description:</b>
1		Yes
2		No
3		Don't know

---

- Don't Know
- Refuse
- Empty

- On Input
- On Output

**Array:**

**Skip Instructions:** INCHATETARGETREASONS\_DISABILITY

Field

## INCHATETARGETREASONS\_DISABILITY

BNCVS2.HATE.INCHATETARGETREASONS\_DISABILITY

**Description:** Was the respondent targeted because of any disability

**Form Pane Label:** Targeted Disability

**SAS Name:**

**Tag Name:** INCHATETARGETREASONS\_DISABILITY

**Inherited Universe:** INCINDEX ge 1 and SKIPMID ne 1

**Universe:** INCHATETARGETREASONS\_ETHNICITY

### Universe Description:

**Question Text:** An offender/Offenders can target people for a variety of reasons, but we are only going to ask you about a few today. ^DO\_DOES\_C ^YOU\_NAME suspect the offender(s) targeted ^YOU\_HIM\_HER because of...

**Any disability (by this I mean physical, mental, or developmental disabilities) ^YOU\_HE\_SHE may have?**

**Fills:** DO\_DOES\_C

**Instructions:** If SELFPROXY eq 2 fill DO\_DOES\_C with "Do"  
Else fill DO\_DOES\_C with "Does".

**Fills:** YOU\_NAME

**Instructions:** If SELFPROXY eq 2 fill YOU\_NAME with "you"  
Else fill YOU\_NAME with ^NAME.

**Fills:** YOU\_HIM\_HER

**Instructions:** If SELFPROXY eq 2 fill YOU\_HIM\_HER with "you"  
Elseif SELFPROXY eq 4 AND SEX eq 1 fill YOU\_HIM\_HER with "him"  
Elseif SELFPROXY eq 4 AND SEX eq 2 fill YOU\_HIM\_HER with "her"  
Elseif SELFPROXY eq 4 AND SEX ne 1 or 2 fill YOU\_HIM\_HER with ^NAME.

**Fills:** YOU\_HE\_SHE

**Instructions:** If SELFPROXY eq 2 fill YOU\_HE\_SHE with "you"  
Elseif SELFPROXY eq 4 AND SEX eq 1 fill YOU\_HE\_SHE with "he"  
Elseif SELFPROXY eq 4 AND SEX eq 2 fill YOU\_HE\_SHE with "she"  
Elseif SELFPROXY eq 4 AND SEX is blank fill YOU\_HE\_SHE with ^NAME.

**Type:** Enumerated

---

**Length:** 1

**Answer List:** TYes\_No\_Dk

---

<b>Value:</b>	<b>Mnemonic:</b>	<b>Description:</b>
1		Yes
2		No
3		Don't know

---

- Don't Know
- Refuse
- Empty

- On Input
- On Output

**Array:**

**Skip Instructions:** INCIDENTHATETARGETREASONS\_GENDER



Field

## INCIDENTHATETARGETREASONS\_GENDER

BNCVS2.HATE.INCIDENTHATETARGETREASONS\_GENDER

**Description:** Was the respondent targeted because of gender

**Form Pane Label:** Targeted Gender

**SAS Name:**

**Tag Name:** INCIDENTHATETARGETREASONS\_GENDER

**Inherited Universe:** INCINDEX ge 1 and SKIPMID ne 1

**Universe:** INCHATETARGETREASONS\_DISABILITY

### Universe Description:

**Question Text:** An offender/Offenders can target people for a variety of reasons, but we are only going to ask you about a few today. ^DO\_DOES\_C ^YOU\_NAME suspect the offender(s) targeted ^YOU\_HIM\_HER because of...

^YOUR\_HIS\_HER\_C^NAMES gender?

**Fills:** DO\_DOES\_C

**Instructions:** If SELFPROXY eq 2 fill DO\_DOES\_C with "Do"  
Else fill DO\_DOES\_C with "Does".

**Fills:** YOU\_NAME

**Instructions:** If SELFPROXY eq 2 fill YOU\_NAME with "you"  
Else fill YOU\_NAME with ^NAME.

**Fills:** YOU\_HIM\_HER

**Instructions:** If SELFPROXY eq 2 fill YOU\_HIM\_HER with "you"  
Elseif SELFPROXY eq 4 AND SEX eq 1 fill YOU\_HIM\_HER with "him"  
Elseif SELFPROXY eq 4 AND SEX eq 2 fill YOU\_HIM\_HER with "her"  
Elseif SELFPROXY eq 4 AND SEX ne 1 or 2 fill YOU\_HIM\_HER with ^NAME.

**Fills:** YOUR\_HIS\_HER\_C

**Instructions:** If SELFPROXY eq 2 fill YOUR\_HIS\_HER\_C with "Your"  
Elseif SELFPROXY eq 4 AND SEX eq 1 fill YOUR\_HIS\_HER\_C with "His"  
Elseif SELFPROXY eq 4 AND SEX eq 2 fill YOUR\_HIS\_HER\_C with "Her"  
Elseif SELFPROXY eq 4 AND SEX ne 1 or 2 fill YOUR\_HIS\_HER\_C with ^NAME.

**Fills:** NAMES

**Instructions:** If SELFPROXY eq 4 AND SEX is blank fill NAMES with ""s"

---

**Else leave NAMES blank.**

**Type:** Enumerated  
**Length:** 1

**Answer List:** TYes\_No\_Dk

---

<b>Value:</b>	<b>Mnemonic:</b>	<b>Description:</b>
1		Yes
2		No
3		Don't know

---

- Don't Know
- Refuse
- Empty

- On Input
- On Output

**Array:**

**Skip Instructions:** INCIDENTHATETARGETREASONS\_SEXUAL

Field

---

## INCIDENTHATETARGETREASONS\_SEXUAL

BNCVS2.HATE.INCIDENTHATETARGETREASONS\_SEXUAL

---

**Description:** Was the respondent targeted because of sexual orientation

**Form Pane Label:** Targeted Orientation

**SAS Name:**

**Tag Name:** INCIDENTHATETARGETREASONS\_SEXUAL

**Inherited Universe:** INCINDEX ge 1 and SKIPMID ne 1

**Universe:** INCIDENTHATETARGETREASONS\_GENDER

### Universe Description:

**Question Text:** An offender/Offenders can target people for a variety of reasons, but we are only going to ask you about a few today. ^DO\_DOES\_C ^YOU\_NAME suspect the offender(s) targeted ^YOU\_HIM\_HER because of...

^YOUR\_HIS\_HER\_C^NAMES sexual orientation?

**Fills:** DO\_DOES\_C

**Instructions:** If SELFPROXY eq 2 fill DO\_DOES\_C with "Do"  
Else fill DO\_DOES\_C with "Does".

**Fills:** YOU\_NAME

**Instructions:** If SELFPROXY eq 2 fill YOU\_NAME with "you"  
Else fill YOU\_NAME with ^NAME.

**Fills:** YOU\_HIM\_HER

**Instructions:** If SELFPROXY eq 2 fill YOU\_HIM\_HER with "you"  
Elseif SELFPROXY eq 4 AND SEX eq 1 fill YOU\_HIM\_HER with "him"  
Elseif SELFPROXY eq 4 AND SEX eq 2 fill YOU\_HIM\_HER with "her"  
Elseif SELFPROXY eq 4 AND SEX ne 1 or 2 fill YOU\_HIM\_HER with ^NAME.

**Fills:** YOUR\_HIS\_HER\_C

**Instructions:** If SELFPROXY eq 2 fill YOUR\_HIS\_HER\_C with "Your"  
Elseif SELFPROXY eq 4 AND SEX eq 1 fill YOUR\_HIS\_HER\_C with "His"  
Elseif SELFPROXY eq 4 AND SEX eq 2 fill YOUR\_HIS\_HER\_C with "Her"  
Elseif SELFPROXY eq 4 AND SEX ne 1 or 2 fill YOUR\_HIS\_HER\_C with ^NAME.

**Fills:** NAMES

**Instructions:** If SELFPROXY eq 4 AND SEX is blank fill NAMES with "s"

Else leave NAMES blank.

**Type:** Enumerated  
**Length:** 1

**Answer List:** TYes\_No\_Dk

Value:	Mnemonic:	Description:
1		Yes
2		No
3		Don't know

- Don't Know
- Refuse
- Empty

- On Input
- On Output

**Array:**

**Special Instructions:** \*\*\* THIS IS NO LONGER VALID SINCE WE ARE ADDING AN EDIT CHECK TO TAKE CARE OF THE SITUATION BELOW \*\*\*

If INCIDENTHATETARGETREASONS\_SEXUAL=1 then the instrument should stay at INCIDENTHATETARGETREASONS\_SEXUAL and display the fill BYTHISWEMEAN.  
The instrument should stay at INCIDENTHATETARGETREASONS\_SEXUAL to allow the interviewer the opportunity to either change the answer to INCIDENTHATETARGETREASONS\_SEXUAL or keep the answer the same by pressing the "Enter" key to move to the next field.

**Skip Instructions:** If INCIDENTHATETARGETREASONS\_SEXUAL eq 1 goto INCHATETARGETSEXUAL (edit check)  
Else goto INCIDENTHATETARGETWHOUKNOW

---

Check

**INCHATETARGETSEXUAL**  
BNCVS2.HATE.INCHATETARGETSEXUAL

---

**Description:** Edit Check (soft) to verify the respondent meant when they answered 'yes' that the incident was a hate crime due to their sexual (homosexual, bisexual, or heterosexual) orientation

**Inherited Universe:** INCINDEX ge 1 and SKIPMID ne 1

**Universe:** INCIDENTHATETARGETREASONS\_SEXUAL eq 1

**Universe Description:**

**Text:** By this we mean homosexual, bisexual, or heterosexual.

✦ If yes, press "Supress", otherwise press "Goto" to change the answer in INCIDENTHATETARGETREASONS\_SEXUAL to "No"

**Check Instructions:**

**Type:** Soft

**Skip Instructions:** If "Supress" is clicked goto INCIDENTHATETARGETWHOYOUKNOW  
Elseif "Goto" is clicked goto INCIDENTHATETARGETREASONS\_SEXUAL (so interviewer can change answer to "No")

---

## INCIDENTHATETARGETWHOYOUKNOW

Field

BNCVS2.HATE.INCIDENTHATETARGETWHOYOUKNOW

---

**Description:** Was respondent targeted because of people with whom the respondent associates

**Form Pane Label:** Targeted by association

**SAS Name:**

**Tag Name:** INCIDENTHATETARGETWHOYOUKNOW

**Inherited Universe:** INCINDEX ge 1 and SKIPMID ne 1

**Universe:** INCIDENTHATETARGETREASONS\_SEXUAL

### Universe Description:

**Question Text:** Some offenders target people because they associate with certain people or the (offender perceives/offenders perceive) them as having certain characteristics or religious beliefs.

**^DO\_DOES\_C ^YOU\_NAME suspect ^YOU\_HE\_SHE ^WERE\_WAS targeted because of...**

**^YOUR\_HIS\_HER\_C^NAMES association with people who have certain characteristics or religious beliefs (for example, a multiracial couple)?**

**Fills:** DO\_DOES\_C

**Instructions:** If SELFPROXY eq 2 fill DO\_DOES\_C with "Do"  
Else fill DO\_DOES\_C with "Does".

**Fills:** YOU\_NAME

**Instructions:** If SELFPROXY eq 2 fill YOU\_NAME with "you"  
Else fill YOU\_NAME with ^NAME.

**Fills:** YOU\_HE\_SHE

**Instructions:** If SELFPROXY eq 2 fill YOU\_HE\_SHE with "you"  
Elseif SELFPROXY eq 4 AND SEX eq 1 fill YOU\_HE\_SHE with "he"  
Elseif SELFPROXY eq 4 AND SEX eq 2 fill YOU\_HE\_SHE with "she"  
Elseif SELFPROXY eq 4 AND SEX is blank fill YOU\_HE\_SHE with ^NAME.

**Fills:** WERE\_WAS

**Instructions:** If SELFPROXY eq 2 fill WERE\_WAS with "were"  
Else fill WERE\_WAS with "was".

**Fills:** YOUR\_HIS\_HER\_C

**Instructions:** If SELFPROXY eq 2 fill YOUR\_HIS\_HER\_C with "Your"

Elseif SELFPROXY eq 4 AND SEX eq 1 fill YOUR\_HIS\_HER\_C with "His"

Elseif SELFPROXY eq 4 AND SEX eq 2 fill YOUR\_HIS\_HER\_C with "Her"

Elseif SELFPROXY eq 4 AND SEX ne 1 or 2 fill YOUR\_HIS\_HER\_C with ^NAME.

**Fills:** NAMES

**Instructions:** If SELFPROXY eq 4 AND SEX is blank fill NAMES with ""s"

Else leave NAMES blank.

**Type:** Enumerated

**Length:** 1

**Answer List:** TYes\_No\_Dk

Value:	Mnemonic:	Description:
1		Yes
2		No
3		Don't know

- Don't Know
- Refuse
- Empty

- On Input
- On Output

**Array:**

**Skip Instructions:** If INCIDENTHATETARGETWHOYOUKNOW eq 1 goto  
INCHATETARGETWHOYOUKNOW\_SPEC  
Else goto INCIDENTHATETARGETRELIGION

---

## INCHATARGETWHOYOUKNOW\_SPEC

Field

BNCVS2.HATE.INCHATARGETWHOYOUKNOW\_SPEC

---

**Description:** Write-in entry for why the respondent suspects being targeted because of people with whom the respondent associates

**Form Pane Label:** Assoc. targeted Specify

**SAS Name:**

**Tag Name:** INCHATARGETWHOYOUKNOW\_SPEC

**Inherited Universe:** INCINDEX ge 1 and SKIPMID ne 1

**Universe:** INCIDENTHATARGETWHOYOUKNOW eq 1

### Universe Description:

**Question Text:** \* Please specify why ^YOU\_NAME suspect ^YOU\_HE\_SHE ^WERE\_WAS targeted because of ^YOUR\_HIS\_HER^NAMES association with people who have certain characteristics or religious beliefs.

**Fills:** YOU\_NAME

**Instructions:** If SELFPROXY eq 2 fill YOU\_NAME with "you"

Else fill YOU\_NAME with ^NAME.

**Fills:** YOU\_HE\_SHE

**Instructions:** If SELFPROXY eq 2 fill YOU\_HE\_SHE with "you"

Elseif SELFPROXY eq 4 AND SEX eq 1 fill YOU\_HE\_SHE with "he"

Elseif SELFPROXY eq 4 AND SEX eq 2 fill YOU\_HE\_SHE with "she"

Elseif SELFPROXY eq 4 AND SEX is blank fill YOU\_HE\_SHE with ^NAME.

**Fills:** WERE\_WAS

**Instructions:** If SELFPROXY eq 2 fill WERE\_WAS with "were"

Else fill WERE\_WAS with "was".

**Fills:** YOUR\_HIS\_HER

**Instructions:** If SELFPROXY eq 2 fill YOUR\_HIS\_HER with "your"

Elseif SELFPROXY eq 4 AND SEX eq 1 fill YOUR\_HIS\_HER with "his"

Elseif SELFPROXY eq 4 AND SEX eq 2 fill YOUR\_HIS\_HER with "her"

Elseif SELFPROXY eq 4 AND SEX ne 1 or 2 fill YOUR\_HIS\_HER with ^NAME.

(fill with the first and last name of L\_NO collecting demographic information for)

**Fills:** NAMES



**Instructions: If SELFPROXY eq 4 AND SEX is blank fill NAMES with ""s"  
Else leave NAMES blank.**

**Type:** String  
**Length:** 35

- Don't Know
- Refuse
- Empty

- On Input
- On Output

**Array:**

**Skip Instructions:** INCIDENTHATETARGETRELIGION

---

## INCIDENTHATETARGETRELIGION

BNCVS2.HATE.INCIDENTHATETARGETRELIGION

---

Field

**Description:** Was respondent targeted because of characteristics or religious beliefs

**Form Pane Label:** Charac. targeted

**SAS Name:**

**Tag Name:** INCIDENTHATETARGETRELIGION

**Inherited Universe:** INCINDEX ge 1 and SKIPMID ne 1

**Universe:** INCIDENTHATETARGETWHOYOUKNOW

### Universe Description:

**Question Text:** ^DO\_DOES\_C ^YOU\_NAME suspect ^YOU\_HE\_SHE ^WERE\_WAS targeted because of...

The offender(s)'s perception of ^YOUR\_HIS\_HER^NAMES characteristics or religious beliefs (for example, the offender(s) thought ^YOU\_HE\_SHE ^WERE\_WAS Jewish because ^YOU\_HE\_SHE went into a synagogue)?

**Fills:** DO\_DOES\_C

**Instructions:** If SELFPROXY eq 2 fill DO\_DOES\_C with "Do"  
Else fill DO\_DOES\_C with "Does".

**Fills:** YOU\_NAME

**Instructions:** If SELFPROXY eq 2 fill YOU\_NAME with "you"  
Else fill YOU\_NAME with ^NAME.

**Fills:** YOU\_HE\_SHE

**Instructions:** If SELFPROXY eq 2 fill YOU\_HE\_SHE with "you"  
Elseif SELFPROXY eq 4 AND SEX eq 1 fill YOU\_HE\_SHE with "he"  
Elseif SELFPROXY eq 4 AND SEX eq 2 fill YOU\_HE\_SHE with "she"  
Elseif SELFPROXY eq 4 AND SEX is blank fill YOU\_HE\_SHE with ^NAME.

**Fills:** WERE\_WAS

**Instructions:** If SELFPROXY eq 2 fill WERE\_WAS with "were"  
Else fill WERE\_WAS with "was".

**Fills:** YOUR\_HIS\_HER

**Instructions:** If SELFPROXY eq 2 fill YOUR\_HIS\_HER with "your"  
Elseif SELFPROXY eq 4 AND SEX eq 1 fill YOUR\_HIS\_HER with "his"

**Elseif SELFPROXY eq 4 AND SEX eq 2 fill YOUR\_HIS\_HER with "her"**  
**Elseif SELFPROXY eq 4 AND SEX ne 1 or 2 fill YOUR\_HIS\_HER with ^NAME.**  
**(fill with the first and last name of L\_NO collecting demographic information for)**

**Fills:** NAMES

**Instructions:** If SELFPROXY eq 4 AND SEX is blank fill NAMES with ""s"  
**Else leave NAMES blank.**

**Type:** Enumerated

**Length:** 1

**Answer List:** TYes\_No\_Dk

Value:	Mnemonic:	Description:
1		Yes
2		No
3		Don't know

- Don't Know
- Refuse
- Empty

- On Input
- On Output

**Store Instructions:** 01/25/07 comment this out since these variables are not valid as of January instrument:

#If INCIDENTHATETARGETRELIGION eq 2, 3, RF AND MHEALTH ne 0  
Store MHEALTH in MENTALCONDITION  
Store MHEALTH1 in MENTALCONDITIONSPEC1  
Store MCONDELSE1 in MENTALCONDITIONELSE1  
Store MHEALTH2 in MENTALCONDITIONSPEC2  
Store MCONDELSE2 in MENTALCONDITIONELSE2  
Store MHEALTH3 in MENTALCONDITIONSPEC3  
Store MRETARD in MENTALRETARDATION  
Store AUTISM in AUTISM  
Store CPALSY in CEREBRALPALSY  
Store BRNINJRY in BRAININJURY  
Store SERDSBLNG in SERIOUSDISABLE  
Store COND1 in SERIOUSDISABLE\_SPEC1  
Store SERIOUSELSE1 in SERIOUSDISABLEELSE1  
Store COND2 in SERIOUSDISABLE\_SPEC2  
Store SERIOUSELSE2 in SERIOUSDISABLEELSE2

---

Store COND3 in SERIOUSDISABLE\_SPEC3  
Store SELFCARE in DAILYACTIVITIES\_SELFCARE  
Store CMNCATE in DAILYACTIVITIES\_TALKING  
Store LEARNING in DAILYACTIVITIES\_LEARNING  
Store MOBILTY in DAILYACTIVITIES\_MOBILITY  
Store DIRCTION in DAILYACTIVITIES\_DECISIONS  
Store LIVNGDEP in DAILYACTIVITIES\_LIVING  
Store MANGING in DAILYACTIVITIES\_BILLS  
(These stores should be for the fields in the current incident report)#

This is not being updated since the these variables are being copied to subsequent incident reports in post-processing.

Array:

**Skip Instructions:** If INCIDENTHATETARGETRELIGION eq 1 goto  
INCIDENTHATETARGETRELIGION\_SPEC  
Elseif INCIDENTHATETARGETRELIGION eq 2,3,RF and (one or more of  
INCIDENTHATETARGETREASONS\_RACE through  
INCIDENTHATETARGETREASONS\_SEXUAL or  
INCIDENTHATETARGETWHOYOUKNOW eq 1) goto  
INCIDENTHAVEEVIDENCEHATE  
Elseif INCIDENTHATETARGETRELIGION eq 2,3,RF and incident\_personCount  
(incident number for current respondent) eq 1 goto DISABILITY\_INTRO  
Elseif INCIDENTHATETARGETRELIGION eq 2,3,RF and incident\_personCount gt 1  
and MBLIND eq 0 (or empty) goto DISABILITY\_INTRO  
Elseif INCIDENTHATETARGETRELIGION eq 2,3,RF and HAVEDISABILITY eq 1 goto  
VICTIMDUETODISABLE  
Else goto SUMMARY

Field

---

**INCIDENTHATETARGETRELIGION\_SPEC**  
BNCVS2.HATE.INCIDENTHATETARGETRELIGION\_SPEC

---

**Description:** Write-in entry for why the respondent suspects being targeted because of characteristics

**Form Pane Label:** Resp. charac. Specify

**SAS Name:**

**Tag Name:** INCIDENTHATETARGETRELIGION\_SPEC

**Inherited Universe:** INCINDEX ge 1 and SKIPMID ne 1

**Universe:** INCIDENTHATETARGETRELIGION eq 1

**Universe Description:**

**Question Text:** Please specify why ^YOU\_NAME suspect ^YOU\_HE\_SHE ^WERE\_WAS targeted because of the offender(s)'s perception of ^YOUR\_HIS\_HER^NAMES characteristics or religious beliefs.

**Fills:** YOU\_NAME

**Instructions:** If SELFPROXY eq 2 fill YOU\_NAME with "you"  
Else fill YOU\_NAME with ^NAME.

**Fills:** YOU\_HE\_SHE

**Instructions:** If SELFPROXY eq 2 fill YOU\_HE\_SHE with "you"  
Elseif SELFPROXY eq 4 AND SEX eq 1 fill YOU\_HE\_SHE with "he"  
Elseif SELFPROXY eq 4 AND SEX eq 2 fill YOU\_HE\_SHE with "she"  
Elseif SELFPROXY eq 4 AND SEX is blank fill YOU\_HE\_SHE with ^NAME.

**Fills:** WERE\_WAS

**Instructions:** If SELFPROXY eq 2 fill WERE\_WAS with "were"  
Else fill WERE\_WAS with "was".

**Fills:** YOUR\_HIS\_HER

**Instructions:** If SELFPROXY eq 2 fill YOUR\_HIS\_HER with "your"  
Elseif SELFPROXY eq 4 AND SEX eq 1 fill YOUR\_HIS\_HER with "his"  
Elseif SELFPROXY eq 4 AND SEX eq 2 fill YOUR\_HIS\_HER with "her"  
Elseif SELFPROXY eq 4 AND SEX ne 1 or 2 fill YOUR\_HIS\_HER with ^NAME.  
(fill with the first and last name of L\_NO collecting demographic information for)

**Fills:** NAMES

**Instructions: If SELFPROXY eq 4 AND SEX is blank fill NAMES with ""s"  
Else leave NAMES blank.**

**Type:** String  
**Length:** 35

- Don't Know
- Refuse
- Empty

- On Input
- On Output

**Array:**

**Skip Instructions:** INCIDENTHAVEEVIDENCE

Field

**INCIDENTHAVEEVIDENCEHATE**  
 BNCVS2.HATE.INCIDENTHAVEEVIDENCEHATE

**Description:** Does respondent have evidence incident was a hate crime

**Form Pane Label:** Evidence of hate crime

**SAS Name:**

**Tag Name:** INCIDENTHAVEEVIDENCEHATE

**Inherited Universe:** INCINDEX ge 1 and SKIPMID ne 1

**Universe:** INCIDENTHATETARGETRELIGION and  
 (INCIDENTHATETARGETREASONS\_RACE eq 1 or\  
 INCHATETARGETREASONS\_RELIGION eq 1 or  
 INCHATETARGETREASONS\_ETHNICITY eq 1 or\  
 INCHATETARGETREASONS\_DISABILITY eq 1 or  
 INCIDENTHATETARGETREASONS\_GENDER eq 1 or\  
 INCIDENTHATETARGETREASONS\_SEXUAL eq 1 or  
 INCIDENTHATETARGETWHOYOUKNOW eq 1 or\  
 INCIDENTHATETARGETRELIGION eq 1)

**Universe Description:**

**Question Text:** ^DO\_DOES\_C ^YOU\_NAME have any evidence that this incident was a hate crime or crime of prejudice or bigotry?

**Fills:** DO\_DOES\_C

**Instructions:** If SELFPROXY eq 2 fill DO\_DOES\_C with "Do"  
 Else fill DO\_DOES\_C with "Does".

**Fills:** YOU\_NAME

**Instructions:** If SELFPROXY eq 2 fill YOU\_NAME with "you"  
 Else fill YOU\_NAME with ^NAME.

**Type:** Enumerated

**Length:** 1

**Answer List:** TYes\_No\_Dk

Value:	Mnemonic:	Description:
1		Yes
2		No
3		Don't know

- Don't Know
- Refuse
- Empty

- On Input
- On Output

**Store Instructions:** 01/25/07 comment this out since these variables are not valid as of January instrument:

#If INCIDENTHAVEEVIDENCEHATE = RF AND MHEALTH ne 0

Store MHEALTH in MENTALCONDITION

Store MHEALTH1 in MENTALCONDITIONSPEC1

Store MCONDELSE1 in MENTALCONDITIONELSE1

Store MHEALTH2 in MENTALCONDITIONSPEC2

Store MCONDELSE2 in MENTALCONDITIONELSE2

Store MHEALTH3 in MENTALCONDITIONSPEC3

Store MRETARD in MENTALRETARDATION

Store AUTISM in AUTISM

Store CPALSY in CEREBRALPALSY

Store BRNINJRY in BRAININJURY

Store SERDSBLNG in SERIOUSDISABLE

Store COND1 in SERIOUSDISABLE\_SPEC1

Store SERIOUSELSE1 in SERIOUSDISABLEELSE1

Store COND2 in SERIOUSDISABLE\_SPEC2

Store SERIOUSELSE2 in SERIOUSDISABLEELSE2

Store COND3 in SERIOUSDISABLE\_SPEC3

Store SELFCARE in DAILYACTIVITIES\_SELFCARE

Store CMNCATE in DAILYACTIVITIES\_TALKING

Store LEARNING in DAILYACTIVITIES\_LEARNING

Store MOBILTY in DAILYACTIVITIES\_MOBILITY

Store DIRCTION in DAILYACTIVITIES\_DECISIONS

Store LIVNGDEP in DAILYACTIVITIES\_LIVING

Store MANGING in DAILYACTIVITIES\_BILLS

(These stores should be for the fields in the current incident report)#

This is not being updated since the these variables are being copied to subsequent incident reports in post-processing.

\*\*Not sure this can be done here, probably should be done at INCIDENTHAVEEVIDENCEHATE\_SUGGEST (already in that fields store instructions)\*\*

If INCIDENTHAVEEVIDENCEHATE\_SUGGEST eq 1 store 1 in INCIDENTHAVEEVIDENCEHATE

Array:



---

**Skip Instructions:** If INCIDENTHAVEEVIDENCEHATE eq 1 goto INCIDENTEVIDENCEHATE\_MAKEFUN  
Elseif INCIDENTHAVEEVIDENCEHATE eq 2, 3 goto INCIDENTHAVEEVIDENCEHATE\_SUGGEST  
Elseif INCIDENTHAVEEVIDENCEHATE eq RF and incident\_personCount (incident number for current respondent) eq 1 goto DISABILITY\_INTRO  
Elseif INCIDENTHAVEEVIDENCEHATE eq RF and incident\_personCount gt 1 and MBLIND eq 0 (or empty) goto DISABILITY\_INTRO  
Elseif INCIDENTHAVEEVIDENCEHATE eq RF and HAVEDISABILITY eq 1 goto VICTIMDUETODISABLE  
Else goto SUMMARY

---

## INCIDENTHAVEEVIDENCEHATE\_SUGGEST

Field

BNCVS2.HATE.INCIDENTHAVEEVIDENCEHATE\_SUGGEST

---

**Description:** Does respondent have evidence incident was a hate crime - Probe

**Form Pane Label:** Evidence of HC probe

**SAS Name:**

**Tag Name:** INCIDENTHAVEEVIDENCEHATE\_SUGGEST

**Inherited Universe:** INCINDEX ge 1 and SKIPMID ne 1

**Universe:** INCIDENTHAVEEVIDENCEHATE eq 2, 3

### Universe Description:

**Question Text:** Did the offender(s) say something, write anything, or leave anything behind at the crime scene that would suggest ^YOU\_HE\_SHE ^WERE\_WAS targeted because of ^YOUR\_HIS\_HER^NAMES characteristics or religious beliefs?

**Fills:** YOU\_HE\_SHE

**Instructions:** If SELFPROXY eq 2 fill YOU\_HE\_SHE with "you"

Elseif SELFPROXY eq 4 AND SEX eq 1 fill YOU\_HE\_SHE with "he"

Elseif SELFPROXY eq 4 AND SEX eq 2 fill YOU\_HE\_SHE with "she"

Elseif SELFPROXY eq 4 AND SEX is blank fill YOU\_HE\_SHE with ^NAME.

**Fills:** WERE\_WAS

**Instructions:** If SELFPROXY eq 2 fill WERE\_WAS with "were"

Else fill WERE\_WAS with "was".

**Fills:** YOUR\_HIS\_HER

**Instructions:** If SELFPROXY eq 2 fill YOUR\_HIS\_HER with "your"

Elseif SELFPROXY eq 4 AND SEX eq 1 fill YOUR\_HIS\_HER with "his"

Elseif SELFPROXY eq 4 AND SEX eq 2 fill YOUR\_HIS\_HER with "her"

Elseif SELFPROXY eq 4 AND SEX ne 1 or 2 fill YOUR\_HIS\_HER with ^NAME.  
(fill with the first and last name of L\_NO collecting demographic information for)

**Fills:** NAMES

**Instructions:** If SELFPROXY eq 4 AND SEX is blank fill NAMES with ""s"

Else leave NAMES blank.

**Type:** Enumerated

**Length:** 1

**Answer List:** TYesNo

Value:	Mnemonic:	Description:
1	Yes	Yes
2	No	No

- Don't Know
- Refuse
- Empty

- On Input
- On Output

**Store Instructions:** 01/25/07 comment this out since these variables are not valid as of January instrument:

```
#If INCIDENTHAVEEVIDENCEHATE_SUGGEST eq 2, RF AND MHEALTH ne 0
Store MHEALTH in MENTALCONDITION
Store MHEALTH1 in MENTALCONDITIONSPEC1
Store MCONDELSE1 in MENTALCONDITIONELSE1
Store MHEALTH2 in MENTALCONDITIONSPEC2
Store MCONDELSE2 in MENTALCONDITIONELSE2
Store MHEALTH3 in MENTALCONDITIONSPEC3
Store MRETARD in MENTALRETARDATION
Store AUTISM in AUTISM
Store CPALSY in CEREBRALPALSY
Store BRNINJRY in BRAININJURY
Store SERDSBLNG in SERIOUSDISABLE
Store COND1 in SERIOUSDISABLE_SPEC1
Store SERIOUSELSE1 in SERIOUSDISABLEELSE1
Store COND2 in SERIOUSDISABLE_SPEC2
Store SERIOUSELSE2 in SERIOUSDISABLEELSE2
Store COND3 in SERIOUSDISABLE_SPEC3
Store SELFCARE in DAILYACTIVITIES_SELFCARE
Store CMNCATE in DAILYACTIVITIES_TALKING
Store LEARNING in DAILYACTIVITIES_LEARNING
Store MOBILTY in DAILYACTIVITIES_MOBILITY
Store DIRCTION in DAILYACTIVITIES_DECISIONS
Store LIVNGDEP in DAILYACTIVITIES_LIVING
Store MANGING in DAILYACTIVITIES_BILLS
(These stores should be for the fields in the current incident report)#
```

This is not being updated since the these variables are being copied to subsequent incident reports in post-processing.

```
If INCIDENTHAVEEVIDENCEHATE_SUGGEST eq 1 store 1 in
INCIDENTHAVEEVIDENCEHATE
```

Array:

**Skip Instructions:** If INCIDENTHAVEEVIDENCEHATE\_SUGGEST eq 1 goto  
INCIDENTEVIDENCEHATE\_MAKEFUN  
Elseif INCIDENTHAVEEVIDENCEHATE\_SUGGEST eq 2,RF and  
incident\_personCount (incident number for current respondent) eq 1 goto  
DISABILITY\_INTRO  
Elseif INCIDENTHAVEEVIDENCEHATE\_SUGGEST eq 2,RF and  
incident\_personCount gt 1 AND MBLIND eq 0 (or empty) goto DISABILITY\_INTRO  
Elseif INCIDENTHAVEEVIDENCEHATE\_SUGGEST eq 2,RF and HAVEDISABILITY  
eq 1 goto VICTIMDUETODISABLE  
Else goto SUMMARY

Field

**INCIDENTEVIDENCEHATE\_MAKEFUN**  
BNCVS2.HATE.INCIDENTEVIDENCEHATE\_MAKEFUN

**Description:** Evidence the respondent has that the incident was a hate crime - Offenders made fun of

**Form Pane Label:** Evidence - Make fun

**SAS Name:**

**Tag Name:** INCIDENTEVIDENCEHATE\_MAKEFUN

**Inherited Universe:** INCINDEX ge 1 and SKIPMID ne 1

**Universe:** INCIDENTHAVEEVIDENCEHATE = 1

**Universe Description:**

**Question Text:** The next questions ask about the evidence ^YOU\_NAME ^HAVE\_HAS that makes ^YOU\_HIM\_HER suspect this incident was a hate crime or a crime of prejudice or bigotry. As I read the following questions, please tell me if any of the following happened:

Did the offender(s) make fun of ^YOU\_HIM\_HER, make negative comments, use slang, hurtful words, or abusive language?

**Fills:** YOU\_NAME

**Instructions:** If SELFPROXY eq 2 fill YOU\_NAME with "you"  
Else fill YOU\_NAME with ^NAME.

**Fills:** HAVE\_HAS

**Instructions:** If SELFPROXY eq 2 fill HAVE\_HAS with "have"  
Else fill HAVE\_HAS with "has".

**Fills:** YOU\_HIM\_HER

**Instructions:** If SELFPROXY eq 2 fill YOU\_HIM\_HER with "you"  
Elseif SELFPROXY eq 4 AND SEX eq 1 fill YOU\_HIM\_HER with "him"  
Elseif SELFPROXY eq 4 AND SEX eq 2 fill YOU\_HIM\_HER with "her"  
Elseif SELFPROXY eq 4 AND SEX ne 1 or 2 fill YOU\_HIM\_HER with ^NAME.

**Type:** Enumerated

**Length:** 1

**Answer List:** TYes\_No\_Dk

---

**Value:**      **Mnemonic:**      **Description:**

---

---

1	Yes
2	No
3	Don't know

---

- Don't Know
- Refuse
- Empty

- On Input
- On Output

**Array:**

**Skip Instructions:** INCIDENTEVIDENCEHATE\_SYMBOLS

Field

---

**INCIDENTEVIDENCEHATE\_SYMBOLS**  
BNCVS2.HATE.INCIDENTEVIDENCEHATE\_SYMBOLS

---

**Description:** Evidence the respondent has that the incident was a hate crime - Symbols present at scene

**Form Pane Label:** Evidence - Symbols

**SAS Name:**

**Tag Name:** INCIDENTEVIDENCEHATE\_SYMBOLS

**Inherited Universe:** INCINDEX ge 1 and SKIPMID ne 1

**Universe:** INCIDENTEVIDENCEHATE\_MAKEFUN

**Universe Description:**

**Question Text:** The next questions ask about the evidence ^YOU\_NAME ^HAVE\_HAS that makes ^YOU\_HIM\_HER suspect this incident was a hate crime or a crime of prejudice or bigotry. As I read the following questions, please tell me if any of the following happened:

**Were any hate symbols present at the crime scene to indicate the offender(s) targeted ^YOU\_HIM\_HER for a particular reason (for example, a swastika, graffiti on the walls of a temple, a burning cross, or written words)?**

**Fills:** YOU\_NAME

**Instructions:** If SELFPROXY eq 2 fill YOU\_NAME with "you"  
Else fill YOU\_NAME with ^NAME.

**Fills:** HAVE\_HAS

**Instructions:** If SELFPROXY eq 2 fill HAVE\_HAS with "have"  
Else fill HAVE\_HAS with "has".

**Fills:** YOU\_HIM\_HER

**Instructions:** If SELFPROXY eq 2 fill YOU\_HIM\_HER with "you"  
Elseif SELFPROXY eq 4 AND SEX eq 1 fill YOU\_HIM\_HER with "him"  
Elseif SELFPROXY eq 4 AND SEX eq 2 fill YOU\_HIM\_HER with "her"  
Elseif SELFPROXY eq 4 AND SEX ne 1 or 2 fill YOU\_HIM\_HER with ^NAME.

**Type:** Enumerated

**Length:** 1

**Answer List:** TYes\_No\_Dk

---

Value:	Mnemonic:	Description:
1		Yes
2		No
3		Don't know

---

- Don't Know
- Refuse
- Empty

- On Input
- On Output

Array:

**Skip Instructions:** INCEVIDENCEHATE\_POLICETARGET



Field

---

**INCEVIDENCEHATE\_POLICETARGET**  
BNCVS2.HATE.INCEVIDENCEHATE\_POLICETARGET

---

**Description:** Evidence the respondent has that the incident was a hate crime - Police investigation

**Form Pane Label:** Evidence - Police

**SAS Name:**

**Tag Name:** INCEVIDENCEHATE\_POLICETARGET

**Inherited Universe:** INCINDEX ge 1 and SKIPMID ne 1

**Universe:** INCIDENTEVIDENCEHATE\_SYMBOLS

**Universe Description:**

**Question Text:** The next questions ask about the evidence ^YOU\_NAME ^HAVE\_HAS that makes ^YOU\_HIM\_HER suspect this incident was a hate crime or a crime of prejudice or bigotry. As I read the following questions, please tell me if any of the following happened:

**Did a police investigation confirm the offender(s) targeted ^YOU\_HIM\_HER (for example, did the offender(s) confess a motive, or did the police find books, journals, or pictures that indicated the offender(s) (was/were) prejudiced against people with certain characteristics or religious beliefs)?**

**Fills:** YOU\_NAME

**Instructions:** If SELFPROXY eq 2 fill YOU\_NAME with "you"  
Else fill YOU\_NAME with ^NAME.

**Fills:** HAVE\_HAS

**Instructions:** If SELFPROXY eq 2 fill HAVE\_HAS with "have"  
Else fill HAVE\_HAS with "has".

**Fills:** YOU\_HIM\_HER

**Instructions:** If SELFPROXY eq 2 fill YOU\_HIM\_HER with "you"  
Elseif SELFPROXY eq 4 AND SEX eq 1 fill YOU\_HIM\_HER with "him"  
Elseif SELFPROXY eq 4 AND SEX eq 2 fill YOU\_HIM\_HER with "her"  
Elseif SELFPROXY eq 4 AND SEX ne 1 or 2 fill YOU\_HIM\_HER with ^NAME.

**Type:** Enumerated

**Length:** 1

**Answer List:** TYes\_No\_Dk

---

Value:	Mnemonic:	Description:
1		Yes
2		No
3		Don't know

---

- Don't Know
- Refuse
- Empty

- On Input
- On Output

Array:

**Skip Instructions:** INCEVIDENCEHATE\_OFFENDERDIDSAME

Field

---

**INCEVIDENCEHATE\_OFFENDERDIDSAME**  
BNCVS2.HATE.INCEVIDENCEHATE\_OFFENDERDIDSAME

---

**Description:** Evidence the respondent has that the incident was a hate crime - Offenders committed similar

**Form Pane Label:** Offender similar inc

**SAS Name:**

**Tag Name:** INCEVIDENCEHATE\_OFFENDERDIDSAME

**Inherited Universe:** INCINDEX ge 1 and SKIPMID ne 1

**Universe:** INCEVIDENCEHATE\_POLICETARGET

**Universe Description:**

**Question Text:** The next questions ask about the evidence ^YOU\_NAME ^HAVE\_HAS that makes ^YOU\_HIM\_HER suspect this incident was a hate crime or a crime of prejudice or bigotry. As I read the following questions, please tell me if any of the following happened:

**^DO\_DOES\_C ^YOU\_HE\_SHE know if the offender(s) (has/have) committed similar hate crimes or crimes of prejudice or bigotry in the past?**

**Fills:** YOU\_NAME

**Instructions:** If SELFPROXY eq 2 fill YOU\_NAME with "you"  
Else fill YOU\_NAME with ^NAME.

**Fills:** HAVE\_HAS

**Instructions:** If SELFPROXY eq 2 fill HAVE\_HAS with "have"  
Else fill HAVE\_HAS with "has".

**Fills:** YOU\_HIM\_HER

**Instructions:** If SELFPROXY eq 2 fill YOU\_HIM\_HER with "you"  
Elseif SELFPROXY eq 4 AND SEX eq 1 fill YOU\_HIM\_HER with "him"  
Elseif SELFPROXY eq 4 AND SEX eq 2 fill YOU\_HIM\_HER with "her"  
Elseif SELFPROXY eq 4 AND SEX ne 1 or 2 fill YOU\_HIM\_HER with ^NAME.

**Fills:** DO\_DOES\_C

**Instructions:** If SELFPROXY eq 2 fill DO\_DOES\_C with "Do"  
Else fill DO\_DOES\_C with "Does".

**Fills:** YOU\_HE\_SHE

---

**Instructions:** If SELFPROXY eq 2 fill YOU\_HE\_SHE with "you"  
Elseif SELFPROXY eq 4 AND SEX eq 1 fill YOU\_HE\_SHE with "he"  
Elseif SELFPROXY eq 4 AND SEX eq 2 fill YOU\_HE\_SHE with "she"  
Elseif SELFPROXY eq 4 AND SEX is blank fill YOU\_HE\_SHE with ^NAME.

**Type:** Enumerated  
**Length:** 1

**Answer List:** TYes\_No\_Dk

---

<b>Value:</b>	<b>Mnemonic:</b>	<b>Description:</b>
1		Yes
2		No
3		Don't know

---

Don't Know  
 Refuse  
 Empty

On Input  
 On Output

**Array:**

**Skip Instructions:** INCIDENTEVIDENCEHATE\_NEARHOLIDAY

Field

---

**INCIDENTEVIDENCEHATE\_NEARHOLIDAY**  
BNCVS2.HATE.INCIDENTEVIDENCEHATE\_NEARHOLIDAY

---

**Description:** Evidence the respondent has that the incident was a hate crime - Near a holiday

**Form Pane Label:** Evidence - Holiday

**SAS Name:**

**Tag Name:** INCIDENTEVIDENCEHATE\_NEARHOLIDAY

**Inherited Universe:** INCINDEX ge 1 and SKIPMID ne 1

**Universe:** INCEVIDENCEHATE\_OFFENDERDIDSAME

**Universe Description:**

**Question Text:** The next questions ask about the evidence ^YOU\_NAME ^HAVE\_HAS that makes ^YOU\_HIM\_HER suspect this incident was a hate crime or a crime of prejudice or bigotry. As I read the following questions, please tell me if any of the following happened:

**Did the incident occur on or near a holiday, event, location, gathering place, or building commonly associated with a specific group (for example, at the Gay Pride March or at a synagogue, Korean church, or gay bar)?**

**Fills:** YOU\_NAME

**Instructions:** If SELFPROXY eq 2 fill YOU\_NAME with "you"  
Else fill YOU\_NAME with ^NAME.

**Fills:** HAVE\_HAS

**Instructions:** If SELFPROXY eq 2 fill HAVE\_HAS with "have"  
Else fill HAVE\_HAS with "has".

**Fills:** YOU\_HIM\_HER

**Instructions:** If SELFPROXY eq 2 fill YOU\_HIM\_HER with "you"  
Elseif SELFPROXY eq 4 AND SEX eq 1 fill YOU\_HIM\_HER with "him"  
Elseif SELFPROXY eq 4 AND SEX eq 2 fill YOU\_HIM\_HER with "her"  
Elseif SELFPROXY eq 4 AND SEX ne 1 or 2 fill YOU\_HIM\_HER with ^NAME.

**Type:** Enumerated

**Length:** 1

**Answer List:** TYes\_No\_Dk

---

**Value:**      **Mnemonic:**      **Description:**

---

---

1	Yes
2	No
3	Don't know

---

- Don't Know
- Refuse
- Empty

- On Input
- On Output

**Array:**

**Skip Instructions:** INCEVIDENCEHATE\_OTHERLIKECRIMES

Field

---

## INCEVIDENCEHATE\_OTHERLIKECRIMES

BNCVS2.HATE.INCEVIDENCEHATE\_OTHERLIKECRIMES

---

**Description:** Evidence the respondent has that the incident was a hate crime - other HC in area

**Form Pane Label:** Evidence - HC in area

**SAS Name:**

**Tag Name:** INCEVIDENCEHATE\_OTHERLIKECRIMES

**Inherited Universe:** INCINDEX ge 1 and SKIPMID ne 1

**Universe:** INCIDENTEVIDENCEHATE\_NEARHOLIDAY

### Universe Description:

**Question Text:** The next questions ask about the evidence ^YOU\_NAME ^HAVE\_HAS that makes ^YOU\_HIM\_HER suspect this incident was a hate crime or a crime of prejudice or bigotry. As I read the following questions, please tell me if any of the following happened:

**Have other hate crimes or crimes of prejudice or bigotry happened to ^YOU\_HIM\_HER or in ^YOUR\_HIS\_HER^NAMES area/neighborhood where people have been targeted?**

**Fills:** YOU\_NAME

**Instructions:** If SELFPROXY eq 2 fill YOU\_NAME with "you"  
Else fill YOU\_NAME with ^NAME.

**Fills:** HAVE\_HAS

**Instructions:** If SELFPROXY eq 2 fill HAVE\_HAS with "have"  
Else fill HAVE\_HAS with "has".

**Fills:** YOU\_HIM\_HER

**Instructions:** If SELFPROXY eq 2 fill YOU\_HIM\_HER with "you"  
Elseif SELFPROXY eq 4 AND SEX eq 1 fill YOU\_HIM\_HER with "him"  
Elseif SELFPROXY eq 4 AND SEX eq 2 fill YOU\_HIM\_HER with "her"  
Elseif SELFPROXY eq 4 AND SEX ne 1 or 2 fill YOU\_HIM\_HER with ^NAME.

**Fills:** YOUR\_HIS\_HER

**Instructions:** If SELFPROXY eq 2 fill YOUR\_HIS\_HER with "your"  
Elseif SELFPROXY eq 4 AND SEX eq 1 fill YOUR\_HIS\_HER with "his"  
Elseif SELFPROXY eq 4 AND SEX eq 2 fill YOUR\_HIS\_HER with "her"  
Elseif SELFPROXY eq 4 AND SEX ne 1 or 2 fill YOUR\_HIS\_HER with ^NAME.  
(fill with the first and last name of L\_NO collecting demographic information

---

for)

**Fills:** NAMES

**Instructions:** If SELFPROXY eq 4 AND SEX is blank fill NAMES with "'s"  
Else leave NAMES blank.

**Type:** Enumerated

**Length:** 1

**Answer List:** TYes\_No\_Dk

---

<b>Value:</b>	<b>Mnemonic:</b>	<b>Description:</b>
1		Yes
2		No
3		Don't know

---

- Don't Know
- Refuse
- Empty

- On Input
- On Output

**Array:**

**Skip Instructions:** INCEVIDENCEHATE\_FELT\_BELIEVED



Field

**INCEVIDENCEHATE\_FELT\_BELIEVED**  
BNCVS2.HATE.INCEVIDENCEHATE\_FELT\_BELIEVED

**Description:** Evidence the respondent has that the incident was a hate crime - Felt it was

**Form Pane Label:** Evidence - Believe it was

**SAS Name:**

**Tag Name:** INCEVIDENCEHATE\_FELT\_BELIEVED

**Inherited Universe:** INCINDEX ge 1 and SKIPMID ne 1

**Universe:** INCEVIDENCEHATE\_OTHERLIKECRIMES

**Universe Description:**

**Question Text:** The next questions ask about the evidence ^YOU\_NAME ^HAVE\_HAS that makes ^YOU\_HIM\_HER suspect this incident was a hate crime or a crime of prejudice or bigotry. As I read the following questions, please tell me if any of the following happened:

**Do ^YOUR\_HIS\_HER^NAMES feelings, instincts, or perception lead ^YOU\_HIM\_HER to suspect this incident was a hate crime or crime of prejudice or bigotry, but ^YOU\_HE\_SHE ^DO\_DOES not have enough evidence to know for sure?**

**Fills:** YOU\_NAME

**Instructions:** If SELFPROXY eq 2 fill YOU\_NAME with "you"  
Else fill YOU\_NAME with ^NAME.

**Fills:** HAVE\_HAS

**Instructions:** If SELFPROXY eq 2 fill HAVE\_HAS with "have"  
Else fill HAVE\_HAS with "has".

**Fills:** YOU\_HIM\_HER

**Instructions:** If SELFPROXY eq 2 fill YOU\_HIM\_HER with "you"  
Elseif SELFPROXY eq 4 AND SEX eq 1 fill YOU\_HIM\_HER with "him"  
Elseif SELFPROXY eq 4 AND SEX eq 2 fill YOU\_HIM\_HER with "her"  
Elseif SELFPROXY eq 4 AND SEX ne 1 or 2 fill YOU\_HIM\_HER with ^NAME.

**Fills:** YOUR\_HIS\_HER

**Instructions:** If SELFPROXY eq 2 fill YOUR\_HIS\_HER with "your"  
Elseif SELFPROXY eq 4 AND SEX eq 1 fill YOUR\_HIS\_HER with "his"  
Elseif SELFPROXY eq 4 AND SEX eq 2 fill YOUR\_HIS\_HER with "her"

---

**Elseif SELFPROXY eq 4 AND SEX ne 1 or 2 fill YOUR\_HIS\_HER with ^NAME.  
(fill with the first and last name of L\_NO collecting demographic information  
for)**

**Fills:** NAMES

**Instructions:** If SELFPROXY eq 4 AND SEX is blank fill NAMES with ""s"  
Else leave NAMES blank.

**Fills:** YOU\_HE\_SHE

**Instructions:** If SELFPROXY eq 2 fill YOU\_HE\_SHE with "you"  
Elseif SELFPROXY eq 4 AND SEX eq 1 fill YOU\_HE\_SHE with "he"  
Elseif SELFPROXY eq 4 AND SEX eq 2 fill YOU\_HE\_SHE with "she"  
Elseif SELFPROXY eq 4 AND SEX is blank fill YOU\_HE\_SHE with ^NAME.

**Fills:** DO\_DOES

**Instructions:** If SELFPROXY eq 2 fill DO\_DOES with "do"  
Else fill DO\_DOES with "does".

**Type:** Enumerated

**Length:** 1

**Answer List:** TYes\_No\_Dk

---

<b>Value:</b>	<b>Mnemonic:</b>	<b>Description:</b>
1		Yes
2		No
3		Don't know

---

Don't Know  
 Refuse  
 Empty

On Input  
 On Output

**Array:**

**Skip Instructions:** TELLPOLICEHATECRIME

Field

**TELLPOLICEHATECRIME**  
BNCVS2.HATE.TELLPOLICEHATECRIME

**Description:** Did respondent tell police of belief that the incident was a hate crime

**Form Pane Label:** Tell police it was a HC

**SAS Name:**

**Tag Name:** TELLPOLICEHATECRIME

**Inherited Universe:** INCINDEX ge 1 and SKIPMID ne 1

**Universe:** INCIDENTHAVEEVIDENCE eq 1

**Universe Description:**

**Question Text:** At any time, did ^YOU\_NAME tell the police that ^YOU\_HE\_SHE believed the incident was a hate crime or crime of prejudice or bigotry?

**Fills:** YOU\_NAME

**Instructions:** If SELFPROXY eq 2 fill YOU\_NAME with "you"  
Else fill YOU\_NAME with ^NAME.

**Fills:** YOU\_HE\_SHE

**Instructions:** If SELFPROXY eq 2 fill YOU\_HE\_SHE with "you"  
Elseif SELFPROXY eq 4 AND SEX eq 1 fill YOU\_HE\_SHE with "he"  
Elseif SELFPROXY eq 4 AND SEX eq 2 fill YOU\_HE\_SHE with "she"  
Elseif SELFPROXY eq 4 AND SEX is blank fill YOU\_HE\_SHE with ^NAME.

**Type:** Enumerated

**Length:** 1

**Answer List:** TYesNo

Value:	Mnemonic:	Description:
1	Yes	Yes
2	No	No

- Don't Know
- Refuse
- Empty

- On Input
- On Output

**Store Instructions:** 01/25/07 comment this out since these variables are not valid as of January

instrument:  
#If HAVEDISABILITY eq 1  
Store MHEALTH in MENTALCONDITION  
Store MHEALTH1 in MENTALCONDITIONSPEC1  
Store MCONDELSE1 in MENTALCONDITIONELSE1  
Store MHEALTH2 in MENTALCONDITIONSPEC2  
Store MCONDELSE2 in MENTALCONDITIONELSE2  
Store MHEALTH3 in MENTALCONDITIONSPEC3  
Store MRETARD in MENTALRETARDATION  
Store AUTISM in AUTISM  
Store CPALSY in CEREBRALPALSY  
Store BRNINJRY in BRAININJURY  
Store SERDSBLNG in SERIOUSDISABLE  
Store COND1 in SERIOUSDISABLE\_SPEC1  
Store SERIOUSELSE1 in SERIOUSDISABLEELSE1  
Store COND2 in SERIOUSDISABLE\_SPEC2  
Store SERIOUSELSE2 in SERIOUSDISABLEELSE2  
Store COND3 in SERIOUSDISABLE\_SPEC3  
Store SELFCARE in DAILYACTIVITIES\_SELFCARE  
Store CMNCATE in DAILYACTIVITIES\_TALKING  
Store LEARNING in DAILYACTIVITIES\_LEARNING  
Store MOBILTY in DAILYACTIVITIES\_MOBILITY  
Store DIRCTION in DAILYACTIVITIES\_DECISIONS  
Store LIVNGDEP in DAILYACTIVITIES\_LIVING  
Store MANGING in DAILYACTIVITIES\_BILLS  
(These stores should be for the fields in the current incident report)#

This is not being updated since the these variables are being copied to subsequent incident reports in post-processing.

Array:

**Skip Instructions:** If incident\_personCount (incident number for current respondent) eq 1 goto  
DISABILITY\_INTRO  
Elseif incident\_personCount gt 1 AND MBLIND eq 0 (or empty) goto  
DISABILITY\_INTRO  
Elseif HAVEDISABILITY eq 1 goto VICTIMDUETODISABLE  
Else goto SUMMARY

Field

**NCVS2SEC9INTID**  
BNCVS2.HATE.NCVS2SEC9INTID

**Description:** ID of the FR who completed the NCVS 2, Section 9 block (Hate)

**Form Pane Label:**

**SAS Name:**

**Tag Name:** ncvs2sec9intid

**Inherited Universe:** INCINDEX ge 1 and SKIPMID ne 1

**Universe:**

**Universe Description:**

**Question Text:**

**Type:** Classification

**Length:** 3

- Don't Know
- Refuse
- Empty

- On Input
- On Output

**Store Instructions:** If ((INCIDENTHATECRIME eq 2,DK,RF or  
(INCIDENTHATETARGETRELIGION eq 2,3,RF and  
(INCIDENTHATETARGETREASONS\_RACE eq 2,3,RF and  
INCHATETARGETREASONS\_RELIGION eq 2,3,RF and  
INCHATETARGETREASONS\_ETHNICITY eq 2,3,RF and  
INCHATETARGETREASONS\_DISABILITY eq 2,3,RF and  
INCIDENTHATETARGETREASONS\_GENDER eq 2,3,RF and  
INCIDENTHATETARGETREASONS\_SEXUAL eq 2,3,RF and  
INCIDENTHATETARGETWHOYOUKNOW all eq 2,3,RF)) or  
INCIDENTHAVEEVIDENCEHATE eq RF or  
INCIDENTHAVEEVIDENCEHATE\_SUGGEST eq 2,RF or  
TELLPOLICEHATECRIME eq 1,2,DK,RF) AND NCVS2SEC9INTID is empty)  
store INTID in NCVS2SEC9INTID and  
store USERID in NCVS2SEC9JBID

**Array:**

---

## NCVS2SEC9JBID

Field

BNCVS2.HATE.NCVS2SEC9JBID

---

**Description:** James Bond ID of the FR who completed the NCVS 2, Section 9 block (Hate)

**Form Pane Label:**

**SAS Name:**

**Tag Name:** ncvs2sec9jbid

**Inherited Universe:** INCINDEX ge 1 and SKIPMID ne 1

**Universe:**

**Universe Description:**

**Question Text:**

**Type:** Classification

**Length:** 8

- Don't Know
- Refuse
- Empty

- On Input
- On Output

**Store Instructions:** If ((INCIDENTHATECRIME eq 2,DK,RF or  
(INCIDENTHATETARGETRELIGION eq 2,3,RF and  
(INCIDENTHATETARGETREASONS\_RACE eq 2,3,RF and  
INCHATETARGETREASONS\_RELIGION eq 2,3,RF and  
INCHATETARGETREASONS\_ETHNICITY eq 2,3,RF and  
INCHATETARGETREASONS\_DISABILITY eq 2,3,RF and  
INCIDENTHATETARGETREASONS\_GENDER eq 2,3,RF and  
INCIDENTHATETARGETREASONS\_SEXUAL eq 2,3,RF) or  
INCIDENTHATETARGETWHOYOUKNOW all eq 2,3,RF)) or  
INCIDENTHAVEEVIDENCEHATE eq RF or  
INCIDENTHAVEEVIDENCEHATE\_SUGGEST eq 2,RF or  
TELLPOLICEHATECRIME eq 1,2,DK,RF) AND NCVS2SEC9JBID is empty)  
store USERID in NCVS2SEC9JBID

**Array:**

---

**Block**

**SUMMARY**  
BNCVS2.SUMMARY

---

**Description:** Summary/Incs to Add

**Tab Name:** Summary/Incs to Add

**Fly Over Name:**

**Universe Type:** If

**Inherited Universe:** INCINDEX ge 1 and SKIPMID ne 1

**Universe:**

**Universe Description:**

**Array:**

**Block Instructions:**

---

---

## SUMMARY

Field

BNCVS2.SUMMARY.SUMMARY

---

**Description:** Interviewer description of the incident

**Form Pane Label:** Incident summary

**SAS Name:**

**Tag Name:** SUMMARY

**Inherited Universe:** INCINDEX ge 1 and SKIPMID ne 1

**Universe:** INCIDENTDATEPROBE eq 1 or "empty"

### Universe Description:

**Question Text:** [bold]PERSON:[n] ^NAME [bold]LN:[n] ^LNO [bold]SOURCE:[n] ^SOURCE  
[bold]MONTH:[n] ^SUM\_INCMONTH

[bold]NOTES:[n] ^SCREENERNOTE  
^SUM\_WHYADDINC

[bold]WHERE:[n] ^SUM\_WHEREOCC  
[bold]^SUM\_WHO[n] ^SUM\_PRESENCE  
[bold]WEAPON:[n] ^SUM\_WEAPON  
[bold]^SUM\_ATTACK\_TRY\_THREAT[n] ^SUM\_ATT\_TRY\_THRTREASONS  
[bold]^SUM\_THEFT\_ATTTHEFT[n] ^SUM\_THEFT\_ATTTHEFTITEMS

[bold] Thank you for telling me about the incident{ in {MONTH}}. Would you please describe the incident for me in your own words? Remember that you can skip any question, including this one, if you don't recall particular details, or don't want to answer. {RECORDING=YES: Also remember that we are recording this interview, so I won't need to type in what you have to say./ RECORDING=NO: Since the audio recording is off, please be patient as I type in your answer.}

IF RECORDING IS ON: Recording is on. Enter R after participant finishes speaking to move on.

IF RECORDING IS OFF: Recording is off. Type in respondent's response.

**Fills:** NAME

**Instructions:** Fill NAME with the variable NAME (combines FNAME<>LNAME).

**Fills:** LNO

**Instructions:** Fill LNO with L\_NO

**Fills:** SOURCE



---

**Instructions:** If SQTHEFT eq 1 fill SOURCE with "SQTHEFT"  
If SQBREAKIN eq 1 fill SOURCE with "SQBREAKIN"  
If SQMVTHEFT eq 1 fill SOURCE with "SQMVTHEFT"  
If SQATTACKWHERE eq 1 fill SOURCE with "SQATTACKWHERE"  
If SQATTACKHOW eq 1 fill SOURCE with "SQATTACKHOW"  
If SQTHEFTATTACKKNOWOFF eq 1 fill SOURCE with  
"SQTHEFTATTACKKNOWOFF"  
If SQSEXUAL eq 1 fill SOURCE with "SQSEXUAL"  
If SQCALLPOLICEATTACKTHREAT eq 1 fill SOURCE with  
"SQCALLPOLICEATTACKTHREAT"  
If SQNOCALLPOLICEATTACKTHREAT eq 1 fill SOURCE with  
"SQNOCALLPOLICEATTACKTHREAT"  
If SQVANDOTHERCRIME eq 1 fill SOURCE with "SQVANDOTHERCRIME"  
If INCIDENTTOADD eq 1 fill SOURCE with "INCIDENTTOADD"

**Fills:** SUM\_INCMONTH

**Instructions:** Fill SUM\_INCMONTH with INCIDENTDATE

**Fills:** SCREENERNOTE

**Instructions:** Fill SCREENERNOTE with the entry from the what happened screen question that triggered this incident. For example, if SQTHEFT is the screener question that is the basis of the current incident, then fill SCREENERNOTE with the entry from SQTHEFTSPEC.

**06/06/07 -->** If the number of times (SQTHEFTTIMES, for example) is 2 or more then each incident attached to the same screener should have the same SCREENERNOTES display. This comes into play in the Editing/Coding instrument screens INCROSTER\_EC and DELINCROSTER\_EC

The fill SCREENERNOTE should be based on the entry in the following fields (SQTHEFTSPEC or SQBREAKINSPEC or SQMVTHEFTSPEC or SQATTACKWHERE SPEC or SQATTACKHOWSPEC or SQTHEFTATTACKKNOWOFFSPEC or SQSEXUALSPEC or SQCALLPOLICESPEC or SQNOCALLPOLICESPEC or SQVANDOTHERCRIMESPEC)

**[FOR EACH REPORTED INCIDENT]**

If SQTHEFT eq 1 fill SCREENERNOTE with value in SQTHEFTSPEC in  
Elseif SQBREAKIN eq 1 fill SCREENERNOTE with value in SQBREAKINSPEC  
Elseif SQMVTHEFT eq 1 fill SCREENERNOTE with value in SQMVTHEFTSPEC  
Elseif SQATTACKWHERE eq 1 fill SCREENERNOTE with value in  
SQATTACKWHERE SPEC  
Elseif SQATTACKHOW eq 1 fill SCREENERNOTE with value in  
SQATTACKHOWSPEC  
Elseif SQTHEFTATTACKKNOWOFF eq 1 fill SCREENERNOTE with value in

---

**SQTHEFTATTACKKNOWNOFFSPEC**

**Elsif SQSEXUAL eq 1 fill SCREENERNOTE with value in SQSEXUALSPEC**

**Elseif SQCALLPOLICEATTACKTHREAT eq 1 fill SCREENERNOTE with value in  
SQCALLPOLICESPEC**

**Elseif SQNOCALLPOLICEATTACKTHREAT eq 1 fill SCREENERNOTE with value  
in SQNOCALLPOLICESPEC**

**Elsif SQVANDOTHERCRIME eq 1 fill SCREENERNOTE with value in**

**SQVANDOTHERCRIMESPEC**

---

**06/06/07 --> Added the last fill statement referencing vandalism variables (SQVANDOTHERCRIME, SQVANDOTHERCRIMESPEC) that can initiate a crime report because they were originally left out of the specs. The SCREENERNOTE does get filled with the value in SQVANDOTHERCRIMESPEC (verified in v14.03). Therefore I did not submit a change request since it was only a spec update. - CDS**

**Fills: SUM\_WHYADDINC**

**Instructions: If INCIDENTTOADD eq 1 fill SUM\_WHYADDINC with INCIDENTTOADDWHY  
Else leave SUM\_WHYADDINC blank.**

**Fills: SUM\_WHEREOCC**

**Instructions: If LOCATION\_1 eq 11 fill SUM\_WHEREOCC with "In own dwelling/att garage."  
Elseif LOCATION\_1 eq 12 fill SUM\_WHEREOCC with "In detached bldg. on prop."  
Elseif LOCATION\_1 eq 13 fill SUM\_WHEREOCC with "In vacation home."  
Elseif LOCATION\_1 eq 14 fill SUM\_WHEREOCC with "In hotel room."  
Elseif LOCATION\_1 eq 15 fill SUM\_WHEREOCC with "Own yard/driveway."  
Elseif LOCATION\_1 eq 16 fill SUM\_WHEREOCC with "Apt. hall/storage."  
Elseif LOCATION\_1 eq 17 fill SUM\_WHEREOCC with "On street adjacent to home."  
Elseif LOCATION\_1 eq 18 fill SUM\_WHEREOCC with "At/in home of friend."  
Elseif LOCATION\_1 eq 19 fill SUM\_WHEREOCC with "Yard/driveway of friend."  
Elseif LOCATION\_1 eq 20 fill SUM\_WHEREOCC with "Apt. hall of friend."  
Elseif LOCATION\_1 eq 21 fill SUM\_WHEREOCC with "On street adjacent to friends home."  
Elseif LOCATION\_1 eq 22 fill SUM\_WHEREOCC with "Inside restaurant."  
Elseif LOCATION\_1 eq 23 fill SUM\_WHEREOCC with "Inside bank."  
Elseif LOCATION\_1 eq 24 fill SUM\_WHEREOCC with "Inside gas station."  
Elseif LOCATION\_1 eq 25 fill SUM\_WHEREOCC with "Inside other commercial bldg."  
Elseif LOCATION\_1 eq 26 fill SUM\_WHEREOCC with "Inside office."  
Elseif LOCATION\_1 eq 27 fill SUM\_WHEREOCC with "Inside factory/warehouse."  
Elseif LOCATION\_1 eq 28 fill SUM\_WHEREOCC with "Commercial parking lot."  
Elseif LOCATION\_1 eq 29 fill SUM\_WHEREOCC with "Noncommercial parking lot."  
Elseif LOCATION\_1 eq 30 fill SUM\_WHEREOCC with "Apt./townhouse parking lot."  
Elseif LOCATION\_1 eq 31 fill SUM\_WHEREOCC with "Inside school building."  
Elseif LOCATION\_1 eq 32 fill SUM\_WHEREOCC with "On school property."  
Elseif LOCATION\_1 eq 33 fill SUM\_WHEREOCC with "In apt. yard/park."  
Elseif LOCATION\_1 eq 34 fill SUM\_WHEREOCC with "On street."  
Elseif LOCATION\_1 eq 35 fill SUM\_WHEREOCC with "On public**

transportation."

Elseif LOCATION\_1 eq 36 fill SUM\_WHEREOCC with "Other."

Elseif LOCATION\_1 eq 98 fill SUM\_WHEREOCC with "Refused."

Elseif LOCATION\_1 eq 99 fill SUM\_WHEREOCC with "Don't know."

**Fills:** SUM\_WHO

**Instructions:** If SELFPROXY eq 2 AND HHMEMBERPRESENT eq 2 fill SUM\_WHO with "Respondent"

Elseif SELFPROXY eq 2 AND HHMEMBERPRESENT eq 1 AND WHICHMEMBER eq 1 or 2 fill SUM\_WHO with "Respondent"

Elseif SELFPROXY eq 2 AND HHMEMBERPRESENT eq 1 AND WHICHMEMBER eq 3 leave SUM\_WHO blank

Elseif SELFPROXY eq 4 fill SUM\_WHO with "Victim"

**Fills:** SUM\_PRESENCE

**Instructions:** If HHMEMBERPRESENT eq 2 fill SUM\_PRESENCE with "and other HHL member(s) not present."

Elseif HHMEMBERPRESENT eq 1 AND WHICHMEMBER eq 1 fill SUM\_PRESENCE with "was present."

Elseif HHMEMBERPRESENT eq 1 AND WHICHMEMBER eq 2 fill SUM\_PRESENCE with "and other HHL member(s) present."

Elseif HHMEMBERPRESENT eq 1 AND WHICHMEMBER eq 3 fill SUM\_PRESENCE with "Only other HHL member(s) present."

**Fills:** SUM\_WEAPON

**Instructions:** If WEAPONPRESENT eq 1 AND WEAPON eq 1 fill SUM\_WEAPON with "Hand gun, "

If WEAPONPRESENT eq 1 AND WEAPON eq 2 fill SUM\_WEAPON with "Other gun, "

If WEAPONPRESENT eq 1 AND WEAPON eq 3 fill SUM\_WEAPON with "Knife, "

If WEAPONPRESENT eq 1 AND WEAPON eq 4 fill SUM\_WEAPON with "Other sharp object, "

If WEAPONPRESENT eq 1 AND WEAPON eq 5 fill SUM\_WEAPON with "Blunt object, "

If WEAPONPRESENT eq 1 AND WEAPON eq 6 fill SUM\_WEAPON with "Other"

Else fill SUM\_WEAPON with "No weapon present"

This fill should display all weapons marked in the field WEAPON

**Fills:** SUM\_ATTACK\_TRY\_THREAT

**Instructions:** If ATTACK eq 1 fill SUM\_ATTACK\_TRY\_THREAT with "ATTACKED: "

Elseif TRYATTACK eq 1 fill SUM\_ATTACK\_TRY\_THREAT with "TRIED TO

**ATTACK: "**

**Elseif THREATEN eq 1 fill SUM\_ATTACK\_TRY\_THREAT with "THREATENED: "  
Else fill SUM\_ATTACK\_TRY\_THREAT with "Not attacked and not threatened"**

**Fills: SUM\_ATT\_TRY\_THRTREASONS**

**Instructions: If HOWTRYATTACK eq 11 fill SUM\_ATT\_TRY\_THRTREASONS with "Verbal  
threat-rape, "**

**If HOWTRYATTACK eq 12 fill SUM\_ATT\_TRY\_THRTREASONS with "Verbal  
threat-kill, "**

**If HOWTRYATTACK eq 13 fill SUM\_ATT\_TRY\_THRTREASONS with "Verbal  
threat-attack, "**

**If HOWTRYATTACK eq 14 fill SUM\_ATT\_TRY\_THRTREASONS with "Verbal  
threat-sex. assault, "**

**If HOWTRYATTACK eq 15 fill SUM\_ATT\_TRY\_THRTREASONS with "Unwanted  
sexual contct-force, "**

**If HOWTRYATTACK eq 16 fill SUM\_ATT\_TRY\_THRTREASONS with "Unwanted  
sexual contct-no force, "**

**If HOWTRYATTACK eq 17 fill SUM\_ATT\_TRY\_THRTREASONS with "Weapon  
present, "**

**If HOWTRYATTACK eq 18 fill SUM\_ATT\_TRY\_THRTREASONS with "Shot at, "**

**If HOWTRYATTACK eq 19 fill SUM\_ATT\_TRY\_THRTREASONS with "Atmpt  
attack w/ knife, "**

**If HOWTRYATTACK eq 20 fill SUM\_ATT\_TRY\_THRTREASONS with "Atmpt  
attack w/ oth weapon, "**

**If HOWTRYATTACK eq 21 fill SUM\_ATT\_TRY\_THRTREASONS with "Object  
thrown, "**

**If HOWTRYATTACK eq 22 fill SUM\_ATT\_TRY\_THRTREASONS with  
"Followed/surrounded, "**

**If HOWTRYATTACK eq 23 fill SUM\_ATT\_TRY\_THRTREASONS with "Tried to hit,  
"**

**If HOWTRYATTACK eq 24 fill SUM\_ATT\_TRY\_THRTREASONS with "Other"**

**Else if HOWTHREATEN eq 11 fill SUM\_ATT\_TRY\_THRTREASONS with "Verbal  
threat-rape, "**

**If HOWTHREATEN eq 12 fill SUM\_ATT\_TRY\_THRTREASONS with "Verbal  
threat-kill, "**

**If HOWTHREATEN eq 13 fill SUM\_ATT\_TRY\_THRTREASONS with "Verbal  
threat-attack, "**

**If HOWTHREATEN eq 14 fill SUM\_ATT\_TRY\_THRTREASONS with "Verbal  
threat-sex. assault, "**

**If HOWTHREATEN eq 15 fill SUM\_ATT\_TRY\_THRTREASONS with "Unwanted  
sexual contct-force, "**

**If HOWTHREATEN eq 16 fill SUM\_ATT\_TRY\_THRTREASONS with "Unwanted  
sexual contct-no force, "**

**If HOWTHREATEN eq 17 fill SUM\_ATT\_TRY\_THRTREASONS with "Weapon  
present, "**

---

If HOWTHREATEN eq 18 fill SUM\_ATT\_TRY\_THRTREASONS with "Shot at, "  
If HOWTHREATEN eq 19 fill SUM\_ATT\_TRY\_THRTREASONS with "Atmpt attack w/ knife, "  
If HOWTHREATEN eq 20 fill SUM\_ATT\_TRY\_THRTREASONS with "Atmpt attack w/ oth weapon, "  
If HOWTHREATEN eq 21 fill SUM\_ATT\_TRY\_THRTREASONS with "Object thrown, "  
If HOWTHREATEN eq 22 fill SUM\_ATT\_TRY\_THRTREASONS with "Followed/surrounded, "  
If HOWTHREATEN eq 23 fill SUM\_ATT\_TRY\_THRTREASONS with "Tried to hit, "  
If HOWTHREATEN eq 24 fill SUM\_ATT\_TRY\_THRTREASONS with "Other"

If HOWATTACK eq 11 fill SUM\_ATT\_TRY\_THRTREASONS with "Raped, "  
If HOWATTACK eq 12 fill SUM\_ATT\_TRY\_THRTREASONS with "Tried to rape, "  
If HOWATTACK eq 13 fill SUM\_ATT\_TRY\_THRTREASONS with "Sex. assault-not rape, "  
If HOWATTACK eq 14 fill SUM\_ATT\_TRY\_THRTREASONS with "Shot, "  
If HOWATTACK eq 15 fill SUM\_ATT\_TRY\_THRTREASONS with "Shot at-missed, "  
If HOWATTACK eq 16 fill SUM\_ATT\_TRY\_THRTREASONS with "Hit with gun in hand, "  
If HOWATTACK eq 17 fill SUM\_ATT\_TRY\_THRTREASONS with "Stabbed/cut w/ knife, "  
If HOWATTACK eq 18 fill SUM\_ATT\_TRY\_THRTREASONS with "Atmpt attack w/ knife, "  
If HOWATTACK eq 19 fill SUM\_ATT\_TRY\_THRTREASONS with "Hit by object in hand, "  
If HOWATTACK eq 20 fill SUM\_ATT\_TRY\_THRTREASONS with "Hit by thrown object, "  
If HOWATTACK eq 21 fill SUM\_ATT\_TRY\_THRTREASONS with "Atmpt attack w/ oth weapon, "  
If HOWATTACK eq 22 fill SUM\_ATT\_TRY\_THRTREASONS with "Hit, knocked down, "  
If HOWATTACK eq 23 fill SUM\_ATT\_TRY\_THRTREASONS with "Grabbed/held, "  
If HOWATTACK eq 24 fill SUM\_ATT\_TRY\_THRTREASONS with "Other"  
Else leave SUM\_ATT\_TRY\_THRTREASONS blank.

**Fills:** SUM\_THEFT\_ATTTHEFT

**Instructions:** If THEFT eq 1 fill SUM\_THEFT\_ATTTHEFT with "STOLE: "

Elseif ATTEMPTTHEFT eq 1 fill SUM\_THEFT\_ATTTHEFT with "TRIED TO STEAL: "

Else fill SUM\_THEFT\_ATTTHEFT with "Nothing taken and no attempt to take anything"

---

**Fills:** SUM\_THEFT\_ATTTHEFTITEMS

**Instructions:** If ATTEMPTTHEFTWHAT eq 11 fill SUM\_THEFT\_ATTTHEFTITEMS with "Cash, "  
If ATTEMPTTHEFTWHAT eq 12 fill SUM\_THEFT\_ATTTHEFTITEMS with "Purse, "  
"  
If ATTEMPTTHEFTWHAT eq 13 fill SUM\_THEFT\_ATTTHEFTITEMS with "Wallet, "  
"  
If ATTEMPTTHEFTWHAT eq 14 fill SUM\_THEFT\_ATTTHEFTITEMS with "Credit cards, "  
If ATTEMPTTHEFTWHAT eq 15 fill SUM\_THEFT\_ATTTHEFTITEMS with "Car, "  
If ATTEMPTTHEFTWHAT eq 16 fill SUM\_THEFT\_ATTTHEFTITEMS with "Other motor vehicle, "  
If ATTEMPTTHEFTWHAT eq 17 fill SUM\_THEFT\_ATTTHEFTITEMS with "Part of motor vehicle, "  
If ATTEMPTTHEFTWHAT eq 18 fill SUM\_THEFT\_ATTTHEFTITEMS with "Gasoline, "  
If ATTEMPTTHEFTWHAT eq 19 fill SUM\_THEFT\_ATTTHEFTITEMS with "Bicycle, "  
If ATTEMPTTHEFTWHAT eq 20 fill SUM\_THEFT\_ATTTHEFTITEMS with "TV/DVD/stereo, "  
If ATTEMPTTHEFTWHAT eq 21 fill SUM\_THEFT\_ATTTHEFTITEMS with "Silver/china, "  
If ATTEMPTTHEFTWHAT eq 22 fill SUM\_THEFT\_ATTTHEFTITEMS with "Other HHLD furn., "  
If ATTEMPTTHEFTWHAT eq 23 fill SUM\_THEFT\_ATTTHEFTITEMS with "Personal effects, "  
If ATTEMPTTHEFTWHAT eq 24 fill SUM\_THEFT\_ATTTHEFTITEMS with "Hand gun, "  
If ATTEMPTTHEFTWHAT eq 25 fill SUM\_THEFT\_ATTTHEFTITEMS with "Other firearm, "  
If ATTEMPTTHEFTWHAT eq 26 fill SUM\_THEFT\_ATTTHEFTITEMS with "Other, "

Else if WHATWASTAKEN eq 11 fill SUM\_THEFT\_ATTTHEFTITEMS with "Cash, "  
If WHATWASTAKEN eq 12 fill SUM\_THEFT\_ATTTHEFTITEMS with "Purse, "  
If WHATWASTAKEN eq 13 fill SUM\_THEFT\_ATTTHEFTITEMS with "Wallet, "  
If WHATWASTAKEN eq 14 fill SUM\_THEFT\_ATTTHEFTITEMS with "Credit cards, "  
If WHATWASTAKEN eq 15 fill SUM\_THEFT\_ATTTHEFTITEMS with "Car, "  
If WHATWASTAKEN eq 16 fill SUM\_THEFT\_ATTTHEFTITEMS with "Other motor vehicle, "  
If WHATWASTAKEN eq 17 fill SUM\_THEFT\_ATTTHEFTITEMS with "Part of motor vehicle, "  
If WHATWASTAKEN eq 18 fill SUM\_THEFT\_ATTTHEFTITEMS with "Unattach mv accessory, "  
If WHATWASTAKEN eq 19 fill SUM\_THEFT\_ATTTHEFTITEMS with "Gasoline, "  
If WHATWASTAKEN eq 20 fill SUM\_THEFT\_ATTTHEFTITEMS with "Bicycle, "  
If WHATWASTAKEN eq 21 fill SUM\_THEFT\_ATTTHEFTITEMS with "TV/DVD/stereo, "

If WHATWASTAKEN eq 22 fill SUM\_THEFT\_ATTTHEFTITEMS with "Silver/china, "  
"  
If WHATWASTAKEN eq 23 fill SUM\_THEFT\_ATTTHEFTITEMS with "Other HHL D  
furn., "  
If WHATWASTAKEN eq 24 fill SUM\_THEFT\_ATTTHEFTITEMS with "Portable  
electronic gear, "  
If WHATWASTAKEN eq 25 fill SUM\_THEFT\_ATTTHEFTITEMS with  
"Clothing/luggage, "  
If WHATWASTAKEN eq 26 fill SUM\_THEFT\_ATTTHEFTITEMS with  
"Jewelry/watch/keys, "  
If WHATWASTAKEN eq 27 fill SUM\_THEFT\_ATTTHEFTITEMS with "Collection  
of stamps, "  
If WHATWASTAKEN eq 28 fill SUM\_THEFT\_ATTTHEFTITEMS with "Toys/sports  
equip., "  
If WHATWASTAKEN eq 29 fill SUM\_THEFT\_ATTTHEFTITEMS with "Other pers.  
objects, "  
If WHATWASTAKEN eq 30 fill SUM\_THEFT\_ATTTHEFTITEMS with "Hand gun, "  
If WHATWASTAKEN eq 31 fill SUM\_THEFT\_ATTTHEFTITEMS with "Other  
firearm, "  
If WHATWASTAKEN eq 32 fill SUM\_THEFT\_ATTTHEFTITEMS with "Tools, "  
If WHATWASTAKEN eq 33 fill SUM\_THEFT\_ATTTHEFTITEMS with  
"Farm/garden produce, "  
If WHATWASTAKEN eq 34 fill SUM\_THEFT\_ATTTHEFTITEMS with  
"Animals-pet, "  
If WHATWASTAKEN eq 35 fill SUM\_THEFT\_ATTTHEFTITEMS with "Food or  
liquor, "  
If WHATWASTAKEN eq 36 fill SUM\_THEFT\_ATTTHEFTITEMS with "Other, "  
Else leave SUM\_THEFT\_ATTTHEFTITEMS blank

This fill should display all items marked in the field ATTEMPTTHEFTWHAT or  
WHATWASTAKEN

**Type:** String  
**Length:** 300

- Don't Know
- Refuse
- Empty
  
- On Input
- On Output

**Array:**

**Special Instructions:** The answer pane should be a total of 300 characters. The display area in the form  
pane should show the total amount of allowable space only.



The text should wrap from row to row, so the interviewer will not have to press the "enter" key to move to the next row (like it is currently coded in the mini-module).

This ITEM is an Editing/Coding instrument item.

Once the incident roster has completed cycling all the incidents for a person, determine if any more incidents should be appended to the roster from INCIDENTNUMBEROFTIMES, that is, if INCIDENTNUMBEROFTIMES is greater than what was reported in the screener (as captured in SQTHEFT\_CNT, SQBREAKIN\_CNT, SQMVTHEFT\_CNT, etc).

If so then perform a roster reopen/append until the the difference between INCIDENTNUMBEROFTIMES and the screener count have been added to the roster (or until the maximum number of incidents has been reached).

Once the append is done, go to INCIDENTINTRO to cycle through the incident roster again.

This process will be repeated until INCIDENTNUMBEROFTIMES is less than or equal to NUMBRINC (the screener count).

**Skip Instructions: SUMMARY\_WHO**

---

## SUMMARY\_WHO

Field

BNCVS2.SUMMARY.SUMMARYWHO

---

**Description:** Who summarized the incidnet

**Form Pane Label:** summary\_who

**SAS Name:**

**Tag Name:** SUMMARY\_WHO

**Inherited Universe:** INCINDEX ge 1 and SKIPMID ne 1

**Universe:** SUMMARY

**Universe Description:**

Question text: [Who summarized the incident?](#)

**Answer List:** summary\_who

---

Value:	Mnemonic:	Description:
1		Respondent
2		Interviewer

---

**Skip Instructions :** If "Enter" is pressed goto SUMMARYPROBE

Else if this is the last incident report to be filled for this respondent then go to  
INCIDENTTOADD

Else goto INCIDENTINTRO

Field

## SUMMARYPROBE

BNCVS2.SUMMARY.SUMMARYPROBE

**Description:** Probe to verify FR is finished entering in the incident summary.

**Form Pane Label:** Summary Probe

**SAS Name:**

**Tag Name:**

**Inherited Universe:** INCINDEX ge 1 and SKIPMID ne 1

**Universe:** <Enter> key pressed in SUMMARY

**Universe Description:** The FR pressed the <Enter> key at the SUMMARY field, presumably to exit the SUMMARY field/current incident report.

**Question Text:** \* Are you sure you have completed the summary?

\* If yes, enter 1 to continue, otherwise press the UP arrow to go back and complete the incident summary.

**Type:** Enumerated

**Length:** 1

**Answer List:** Enter\_1\_ To\_Continue

Value:	Mnemonic:	Description:
1		Enter 1 to Continue

- Don't Know
- Refuse
- Empty

- On Input
- On Output

**Array:**

**Skip Instructions:** If SUMMARYPROBE eq 1 goto ENDINCIDENT  
Else if "Up arrow" pressed go-back-to SUMMARY

---

# ENDINCIDENT

Field

BNCVS2.SUMMARY.ENDINCIDENT

---

**Description:** Screen informing the FR they have ended the CURRENT incident report.

**Form Pane Label:**

**SAS Name:**

**Tag Name:** ENDINCIDENT

**Inherited Universe:** INCINDEX ge 1 and SKIPMID ne 1

**Universe:**

**Universe Description:**

**Question Text:** + Current incident report is over.

+ \*\*\* Do not F10 from this screen \*\*\*

+ Press 1 to continue.

**Type:** Enumerated

**Length:** 1

**Answer List:** Enter\_1\_ To\_Continue

---

Value:	Mnemonic:	Description:
1		Enter 1 to Continue

---

- Don't Know
- Refuse
- Empty

- On Input
- On Output

**Array:**

**Special Instructions:** \*\*\*NEED TO VERIFY THE SKIP AND UNIVERSE STATEMENTS FOR ENDINCIDENT/ENDSCREENER/ENDPERSON\*\*\*

**Skip Instructions:** If more incidents to record for this screener goto INCIDENTINTRO  
Elseif no more incidents to reported in this screener goto ENDSCREENER

Field

## ENDSCREENER

BNCVS2.SUMMARY.ENDSCREENER

**Description:** Screen informing the FR they have no more incident reports to complete for this screener.

**Form Pane Label:** SQ Inc Done

**SAS Name:**

**Tag Name:** ENDSCREENER

**Inherited Universe:** INCINDEX ge 1 and SKIPMID ne 1

**Universe:**

**Universe Description:**

**Question Text:** + There are no more incidents for this screening question.

+ \*\*\* Do not F10 from this screen \*\*\*

+ Enter 1 to continue.

**Type:** Enumerated

**Length:** 1

**Answer List:** Enter\_1\_ To\_Continue

Value:	Mnemonic:	Description:
1		Enter 1 to Continue

- Don't Know
- Refuse
- Empty

- On Input
- On Output

**Array:**

**Special Instructions:** This screen should appear when there are no more incidents reported that are linked to the current screener question.

\*\*\*NEED TO VERIFY THE SKIP AND UNIVERSE STATEMENTS FOR ENDINCIDENT/ENDSCREENER/ENDPERSON\*\*\*

**Skip Instructions:** If there are other incidents reported in other screener questions goto INCIDENTINTRO (for the next incident)  
Elseif there are no more incidents to collect goto CRIME\_END

---

## INC\_REDUCE

Field

BNCVS2.SUMMARY.INC\_REDUCE

---

**Description:** Description of why the number of incidents is being reduced

**Form Pane Label:** Why reduce incidents

**SAS Name:**

**Tag Name:** INC\_REDUCE

**Inherited Universe:** INCINDEX ge 1 and SKIPMID ne 1

**Universe:** INCIDENTDATEPROBE = 2

### Universe Description:

**Question Text:** [+ Briefly explain why the number of incidents is being reduced.](#)

**Type:** String

**Length:** 70

- Don't Know
- Refuse
- Empty

- On Input
- On Output

**Store Instructions:** Store 1 in INC\_D  
Store 3 in DUP  
If OUTFREFPDFLAG eq 1 store INCIDENTDATE in OUTFREFMO

**Array:**

**Special Instructions:** Once the incident roster has completed cycling through all the incidents for a person, determine if any more incidents should be appended to the roster from INCIDENTNUMBEROFTIMES, that is, if INCIDENTNUMBEROFTIMES is greater than what was reported in the screener (as captured in SQTHEFT\_CNT, SQBREAKIN\_CNT, SQMVTHEFT\_CNT, etc). If so then perform a roster reopen/append until the the difference between INCIDENTNUMBEROFTIMES and the screener count have been added to the roster (or until the maximum number of incidents has been reached).

Once the append is done, go to INCIDENTINTRO to cycle through the incident roster again.

This process will be repeated until INCIDENTNUMBEROFTIMES is less than or equal to NUMBRINC (the screener count).

**Skip Instructions:** If there are still incident reports to fill out for this respondent then go to

INCIDENTINTRO (the next incident report)  
Else go to INCIDENTTOADD

---

## INCIDENTTOADD

Field

BNCVS2.SUMMARY.INCIDENTTOADD

---

**Description:** Did the respondent mention additional incidents from the last 12 months, not already covered

**Form Pane Label:** Incidents to add

**SAS Name:**

**Tag Name:** INCIDENTTOADD

**Inherited Universe:** INCINDEX ge 1 and SKIPMID ne 1

**Universe:** SUMMARY where there are no more incident reports to complete for current respondent;\nINC\_REDUCE where there are no more incident reports to complete for current respondent

### Universe Description:

**Question Text:** \* Did the respondent mention additional incidents for ^THEHOUSEHOLDOR ^HIMSELF\_HERSELF\_NAME not already covered that were within the last 12 months, that is between:

^REFPRD1 AND ^REFPRD2

**Fills:** THEHOUSEHOLDOR

**Instructions:** If RESPLINE fill THEHOUSEHOLDOR with "the household or"  
Else leave THEHOUSEHOLDOR blank

**Fills:** HIMSELF\_HERSELF\_NAME

**Instructions:** If SELFPROXY eq 2 AND SEX eq 1 fill HIMSELF\_HERSELF\_NAME with "himself"  
Elseif SELFPROXY eq 2 AND SEX eq 2 fill HIMSELF\_HERSELF\_NAME with "herself"  
Elseif SELFPROXY eq 4 fill HIMSELF\_HERSELF\_NAME with ^NAME

**Fills:** REFPRD1

**Instructions:** If INCSAM eq 0 and eq to RESPLINE fill REFPRD1 with LSTHHRINTDATE  
Elseif INCSAM eq 0 and LSTINTDATE is empty fill REFPRD1 with (INTPER minus twelve months) [the first day of the month twelve months ago in the format month day, year for respondents new to the household]  
Elseif INCSAM eq 0 fill REFPRD1 with LSTINTDATE  
Elseif INCSAM eq 0 and REPLCE eq 1 fill REFPRD1 with the 1st day of the month 12 months ago (replacement household)  
Elseif INCSAM eq 1 fill REFPRD1 with (INTPER minus twelve months) [the first day



of the month twelve months ago in the format month day, year for all respondents This fills the beginning date (month, day, year) of the reference period. For example, September 6, 2003. If respondent is the household respondent (for continuing cases) then the beginning of the reference period is the date of last interview for the last household respondent. If this is a continuing case and the respondent is new to the household (LSTINTDATE is empty) the beginning of the reference period is the 1st day of the month 12 months ago. If respondent is an individual respondent (for continuing cases) then the beginning of the reference period is the date of their last interview. However, if respondent was a noninterview 12 months ago, the beginning of the reference period is the 1st day of the month 12 months ago (this is setup when the SCIF is created, so no calculation needed in the instrument). If this is an incoming case, the beginning of the reference period is the 1st day of the month 6 months ago.

**Fills:** REFPRD2

**Instructions:** Fill REFPRD2 with the day before today's date. For example, if today is January 4, 2004, then fill REFPRD2 with January 3, 2004

**Type:** Enumerated

**Length:** 1

**Answer List:** Inc\_To\_Add

Value:	Mnemonic:	Description:
3		Yes: Another incident needed for this person
4		No: NONE to add

- Don't Know
- Refuse
- Empty

- On Input
- On Output

**Array:**

**Special Instructions:** #The screen accessed using the function key Control-I to view the incident summary for the household should show a summary of incidents reported for the household similar to the display in the field CRIME\_END screen (See item H\_INCID in CASES). However, this screen should be interactive so that the interviewer can enter a number that corresponds to an incident in order to review the summary for that incident (only for incidents reported during the current enumeration).# (this functionality was removed before we went live in July 2006).

**Skip Instructions:** If INCIDENTTOADD eq 1 goto INCIDENTNUMTOADD  
Else goto CRIME\_END

Field

---

## INCIDENTNUMTOADD

BNCVS2.SUMMARY.INCIDENTNUMTOADD

---

**Description:** Number of incidents to add for this respondent

**Form Pane Label:** Num. incidents to add

**SAS Name:**

**Tag Name:** INCIDENTNUMTOADD

**Inherited Universe:** INCINDEX ge 1 and SKIPMID ne 1

**Universe:** INCIDENTTOADD eq 1

### Universe Description:

**Question Text:** ♦How many incidents do you want to add?

♦Enter a number between 1-25

**Type:** Integer

**Length:** 2

**Min:** 1

**Max:** 25

- Don't Know
- Refuse
- Empty

- On Input
- On Output

**Array:**

**Skip Instructions:** INCIDENTTOADDWHY

---

## INCIDENTTOADDWHY

Field

BNCVS2.SUMMARY.INCIDENTTOADDWHY

---

**Description:** Description of why the incidents are being added for this respondent

**Form Pane Label:** Why incidents added

**SAS Name:**

**Tag Name:** INCIDENTTOADDWHY

**Inherited Universe:** INCINDEX ge 1 and SKIPMID ne 1

**Universe:** INCIDENTNUMTOADD

### Universe Description:

**Question Text:** [+ Explain why incidents were added \(i.e. what happened\).](#)

**Type:** String

**Length:** 65

- Don't Know
- Refuse
- Empty

- On Input
- On Output

**Store Instructions:** Store in INCIDENTTOADDWHY in SUM\_WHYADDINC

**Array:**

**Special Instructions:** There should be an edit check to verify that adding the number of incidents entered in INCIDENTNUMTOADD does not exceed the maximum number of incidents for the respondent and for the household.

**Skip Instructions:** If number of incidents entered in INCIDENTNUMTOADD plus incident\_personCount (incident number for current respondent)gt MAXPERINC OR number of incidents entered in INCIDENTNUMTOADD plus I\_PLN gt MAXHHINC goto INCROSTERFULL  
Else goto INCIDENTINTRO (the next incident report)

Field

**INCROSTERFULL**  
BNCVS2.SUMMARY.INCROSTERFULL

**Description:** Display screen informing interviewer that the incident roster is full, so no more incident reports to collect

**Form Pane Label:** Inc Roster Full

**SAS Name:**

**Tag Name:** INCROSTERFULL

**Inherited Universe:** INCINDEX ge 1 and SKIPMID ne 1

**Universe:** INCIDENTTOADDWHY and MAXPERINC eq 30 (person incident roster is full) or MAXHHINC eq 30 (household incident roster is full)

**Universe Description:**

**Question Text:** ♦ No incident report will be taken because the crimes roster is full.

**Type:** Enumerated

**Length:** 1

**Answer List:** Enter\_1\_To\_Continue

Value:	Mnemonic:	Description:
1		Enter 1 to Continue

- Don't Know
- Refuse
- Empty

- On Input
- On Output

**Array:**

**Skip Instructions:** CRIME\_END

---

## CRIME\_END

Field

BNCVS2.SUMMARY.CRIME\_END

---

**Description:** Screen that displays the outcomes of all incidents reported by this respondent  
(Completed, Deleted)

**Form Pane Label:** End of Crime Incidents

**SAS Name:**

**Tag Name:** CRIME\_END

**Inherited Universe:** INCINDEX ge 1 and SKIPMID ne 1

**Universe:** INCIDENTTOADD eq 2

**Universe Description:** Respondent who has completed all incident reports

**Question Text:** All incident reports completed for: ^NAME

NO NAME SOURCE  
STATUS

^D\_LNO ^NAME ^SOURCE  
^STATUS

**Fills:** NAME

**Instructions:** Fill NAME with the variable NAME (combines FNAME<>LNAME).

**Fills:** D\_LNO

**Instructions:** If L\_NO eq PER leave D\_LNO blank

Else if A\_SELFPROXY eq 4 store L\_NO in D\_LNO

Else if PERFIXINC ge 1 store I\_PLN in D\_LNO

**Fills:** SOURCE

**Instructions:** If SQTHEFT eq 1 fill SOURCE with "SQTHEFT"

If SQBREAKIN eq 1 fill SOURCE with "SQBREAKIN"

If SQMVTHEFT eq 1 fill SOURCE with "SQMVTHEFT"

If SQATTACKWHERE eq 1 fill SOURCE with "SQATTACKWHERE"

If SQATTACKHOW eq 1 fill SOURCE with "SQATTACKHOW"

If SQTHEFTATTACKKNOWOFF eq 1 fill SOURCE with  
"SQTHEFTATTACKKNOWOFF"

If SQSEXUAL eq 1 fill SOURCE with "SQSEXUAL"

If SQCALLPOLICEATTACKTHREAT eq 1 fill SOURCE with  
"SQCALLPOLICEATTACKTHREAT"

If SQNOCALLPOLICEATTACKTHREAT eq 1 fill SOURCE with

**"SQNOCALLPOLICEATTACKTHREAT"**

If SQVANDOTHERCRIME eq 1 fill SOURCE with "SQVANDOTHERCRIME"  
If INCIDENTTOADD eq 1 fill SOURCE with "INCIDENTTOADD"

**Fills:** STATUS

**Instructions:** If DUP gt 2 fill STATUS with "Deleted this incident"  
Elseif RECALLDETAILS eq 2 make STATUS from "SERIES OF: ^INCTIMES"  
Elseif DUP eq 2 fill STATUS with "DUPLICATE"  
Else fill STATUS with "One REGULAR incident"

**Type:** Enumerated

**Length:** 1

**Answer List:** Enter\_1\_ To\_Continue

Value:	Mnemonic:	Description:
1		Enter 1 to Continue

- Don't Know
- Refuse
- Empty

- On Input
- On Output

**Store Instructions:** If AGER eq 2,3 store 2 in LOCKTOP and store 6 in PELIG

If AGER eq 2,3 and START\_CP eq 2 store 1 in PPHONEPV  
Elseif AGER eq 2,3 and START\_CP eq 1,3 store 2 in PPHONEPV

**Array:**

**Special Instructions:** #All of the store instructions will need to be removed/commented out if we implement the specs in SETPELIG6 since we will only be setting done NCVS interviews in one location now.#

**Skip Instructions:** If INCCOUNT ge 2 OR INTNMBR\_i eq 1-6 goto INTRO\_UNDUP;  
Elseif AGER ge 4 AND INCCOUNT lt 2 AND INTNMBR\_i is 'empty' goto JOBLASTWEEK;  
Elseif AGER le 3 AND INCCOUNT lt 2 AND INTNMBR\_i is 'empty' goto NEXTPERSON #/ SETPELIG6#  
(what if no one else left to interview and AGER le 3?)

## ENDPERSON

Field

BNCVS2.SUMMARY.ENDPERSON

**Description:** Screen informing the FR they have completed this person's interview.

**Form Pane Label:** Person Done

**SAS Name:**

**Tag Name:** ENDPERSON

**Inherited Universe:** INCINDEX ge 1 and SKIPMID ne 1

**Universe:**

**Universe Description:** Comes after the LANGUAGE question for the HHR and after the EMPLOYMENT section for the IR.

**Question Text:** + You have completed this respondent's interview.

+ \*\*\* Do not F10 from this screen \*\*\*

+ Enter 1 to continue.

**Type:** Enumerated

**Length:** 1

**Answer List:** Enter\_1\_ To\_Continue

Value:	Mnemonic:	Description:
1		Enter 1 to Continue

- Don't Know
- Refuse
- Empty

- On Input
- On Output

**Array:**

**Special Instructions:** This screen should appear when the current respondent's interview has been completed.

\*\*\*NEED TO VERIFY THE SKIP AND UNIVERSE STATEMENTS FOR  
ENDINCIDENT/ENDSCREENER/ENDPERSON\*\*\*

**Skip Instructions:** If there are other respondent's to interview (i.e. someone on the roster has a PELIG eq 1,2,4,5) goto NEXTPERSON

Elseif there are no more respondent's to interview (i.e. all persons on the roster have



PELIG ge 6) goto the back of the instrument [and the thank you screen].

---

## NCVS2SEC11INTID

Field

BNCVS2.SUMMARY.NCVS2SEC11INTID

---

**Description:** ID of the FR who completed the NCVS 2, Section 11 block (Summary)

**Form Pane Label:**

**SAS Name:**

**Tag Name:** ncvs2sec11intid

**Inherited Universe:** INCINDEX ge 1 and SKIPMID ne 1

**Universe:**

**Universe Description:**

**Question Text:**

**Type:** Classification

**Length:** 3

- Don't Know
- Refuse
- Empty

- On Input
- On Output

**Store Instructions:** If SUMMARYPROBE eq 1 AND NCVS2SEC11INTID is empty or  
INC\_REDUCE is filled AND NCVS2SEC11INTID is empty  
store INTID in NCVS2SEC11INTID and  
store USERID in NCVS2SEC11JBID

**Array:**

---

Field

**NCVS2SEC11JBID**  
BNCVS2.SUMMARY.NCVS2SEC11JBID

---

**Description:** James Bond ID of the FR who completed the NCVS 2, Section 11 block (Summary)

**Form Pane Label:**

**SAS Name:**

**Tag Name:** ncvs2sec11jbid

**Inherited Universe:** INCINDEX ge 1 and SKIPMID ne 1

**Universe:**

**Universe Description:**

**Question Text:**

**Type:** Classification

**Length:** 8

- Don't Know
- Refuse
- Empty

- On Input
- On Output

**Store Instructions:** If SUMMARYPROBE eq 1 AND NCVS2SEC11JBID is empty or  
INC\_REDUCE is filled AND NCVS2SEC11JBID is empty  
store USERID in NCVS2SEC11JBID

**Array:**

---

## RaceOffRespondentDebrief

Block

BNCVS2.RaceOffRespondentDebrief

---

**Description:** \*\*\* These questions were never implemented as it was determined the questions have to be implemented per OMB and had been pseudo cognitively tested since the change in race categories had been tested prior to implementing them in the Demographics section in 2003 (?) \*\*\*\

\

Questions to be added beginning April 2011 and asked of respondents that are asked the revised race of offender questions. We intend to ask the respondent debriefing questions ONCE per respondent to minimize respondent burden. Also to avoid confusion in circumstances where multiple violent crimes are reported by the same respondent, we recommend only asking the respondent debriefing questions for the FIRST violent crime captured. With respect to when to ask the respondent and interviewer debriefing, we think it makes the most sense to ask the respondent and interviewer debriefing questions immediately after the FIRST violent crime is collected and before proceeding to any additional crime incident reports or other questions that need to be collected/asked of that particular respondent. There is a concern about the impact of asking the debriefing questions before completing all the incident reports. This issue is still being discussed with the sponsor.\

\

The universe for these two blocks have been changed from a violent crime to a crime where the respondent knew something about one or more of the offenders.

**Tab Name:**

**Fly Over Name:**

**Universe Type:** If

**Inherited Universe:** INCINDEX ge 1 and SKIPMID ne 1

**Universe:**

**Universe Description:**

**Array:**

**Block Instructions:**

Field

## Respdebrief\_Q1

BNCVS2.RaceOffRespondentDebrief.Respdebrief\_Q1

**Description:** Respondent debriefing question that asks what they thought we meant when we asked if they knew the offender.

**Form Pane Label:** Resp Debrief 1

**SAS Name:**

**Tag Name:** RESPDEBRIEF\_Q1

**Inherited Universe:** INCINDEX ge 1 and SKIPMID ne 1

**Universe:** (INTNMBR eq 7 and RESPDEBRIEF\_DONEFLG eq 0 and (ONEORMOREOFFENDERS eq 1,2 or KNOWOFFENDERS eq 1))

**Universe Description:** The respondent reported a crime during a TIS 7 interview and the respondent has not previously completed the respondent debriefing questions (RESPDEBRIEF\_DONEFLG eq 0) and the respondent knew something about one or more of the offenders.

**Question Text:** I just have a few additional questions about some of the things you've already told me about. Earlier I asked you some questions about the offender(s). When I asked if you knew the offender, what did you think I was asking?

**Type:** Enumerated

**Length:** 1

**Answer List:** raceoff\_respdebrief\_q1

Value:	Mnemonic:	Description:
1		Did I know his/her name?
2		Had I ever seen him/her before?
3		Did I have some type of relationship with him/her?
4		Was he/she a friend, acquaintance, or relative?
5		Other

Don't Know  
 Refuse  
 Empty

On Input  
 On Output

**Array:**

**Special Instructions:** Ask the respondent debriefing questions once per respondent when the respondent reported a violent crime and it is interview number 7. Create and initialize the flag,

respdebrief\_doneflg to 0. Once a respondent has completed the respondent debriefing questions set the respdebrief\_doneflg = 1. Include this flag in the universe of Resp\_Q1 to prevent asking the same respondent the debriefing questions in situation where the respondent reports more than one violent crime.

**Skip Instructions:** If RESPDEBRIEF\_Q1 eq 5 goto RESPDEBRIEF\_Q1\_SP  
Else goto RESPDEBRIEF\_Q2

Field

**Respdebrief\_Q1\_sp**  
BNCVS2.RaceOffRespondentDebrief.Respdebrief\_Q1\_sp

**Description:** Follow up question when the respondent's answer to respdebrief\_Q1 did not fit into the precodes 1-4.

**Form Pane Label:** R Debrief 1 Spec

**SAS Name:**

**Tag Name:** RESPDEBRIEF\_Q1\_SP

**Inherited Universe:** INCINDEX ge 1 and SKIPMID ne 1

**Universe:** RESPDEBRIEF\_Q1 eq 5

**Universe Description:**

**Question Text:** + Please specify.

**Type:** String

**Length:** 100

- Don't Know
- Refuse
- Empty

- On Input
- On Output

**Array:**

**Skip Instructions:** RESPDEBRIEF\_Q2

---

## Respdebrief\_Q2

Field

BNCVS2.RaceOffRespondentDebrief.Respdebrief\_Q2

---

**Description:** Respondent debriefing question that asks the respondent to provide extra detail on how they answered RESPDEBRIEF\_Q1.

**Form Pane Label:** Resp Debrief 2

**SAS Name:**

**Tag Name:** RESPDEBRIEF\_Q2

**Inherited Universe:** INCINDEX ge 1 and SKIPMID ne 1

**Universe:** (INTNMBR eq 7 and RESPDEBRIEF\_DONEFLG eq 0 and (ONEORMOREOFFENDERS eq 1 or 2 or KNOWOFFENDERS eq 1))

**Universe Description:** The respondent reported a crime during a TIS 7 interview and the respondent has not previously completed the respondent debriefing questions (RESPDEBRIEF\_DONEFLG eq 0) and the respondent knew something about one or more of the offenders.

**Question Text:** And how did you come up with your answer?

**Type:** String

**Length:** 200

- Don't Know
- Refuse
- Empty

- On Input
- On Output

**Array:**

**Skip Instructions:** RESPDEBRIEF\_Q3



Field

## Respdebrief\_Q3

BNCVS2.RaceOffRespondentDebrief.Respdebrief\_Q3

**Description:** Respondent debriefing question that asks what the respondent thought we meant when we asked if they knew the offender's race.

**Form Pane Label:** Resp Debrief 3

**SAS Name:**

**Tag Name:** RESPDEBRIEF\_Q3

**Inherited Universe:** INCINDEX ge 1 and SKIPMID ne 1

**Universe:** (INTNMBR eq 7 and RESPDEBRIEF\_DONEFLG eq 0 and (ONEORMOREOFFENDERS eq 1 or 2 or KNOWOFFENDERS eq 1))

**Universe Description:** The respondent reported a crime during a TIS 7 interview and the respondent has not previously completed the respondent debriefing questions (RESPDEBRIEF\_DONEFLG eq 0) and the respondent knew something about one or more of the offenders.

**Question Text:** Earlier I asked if you knew anything about the ^OFFENDERS\_POSS\_TST race. What did you think that question was asking?

**Fills:** OFFENDERS\_POSS\_TST

**Instructions:** If ONEORMOREOFFENDERS eq 2 fill OFFENDERS\_POSS\_TST with "offenders"  
Else fill OFFENDERS\_POSS\_TST with "offender's".

**Type:** String

**Length:** 200

- Don't Know
- Refuse
- Empty

- On Input
- On Output

**Array:**

**Skip Instructions:** RESPDEBRIEF\_Q4

## Respdebrief\_Q4

Field

BNCVS2.RaceOffRespondentDebrief.Respdebrief\_Q4

**Description:** Respondent debriefing question that asks the respondent to provide extra detail on how they answered RESPDEBRIEF\_Q3.

**Form Pane Label:** Resp Debrief 4

**SAS Name:**

**Tag Name:** RESPDEBRIEF\_Q4

**Inherited Universe:** INCINDEX ge 1 and SKIPMID ne 1

**Universe:** (INTNMBR eq 7 and RESPDEBRIEF\_DONEFLG eq 0 and (ONEORMOREOFFENDERS eq 1 or 2 or KNOWOFFENDERS eq 1))

**Universe Description:** The respondent reported a crime during a TIS 7 interview and the respondent has not previously completed the respondent debriefing questions (RESPDEBRIEF\_DONEFLG eq 0) and the respondent knew something about one or more of the offenders.

**Question Text:** And how did you come up with your answer?

**Type:** Enumerated

**Length:** 1

**Answer List:** RaceOff\_Q4

Value:	Mnemonic:	Description:
1		Previous knowledge (if offender was well known or known by sight)
2		The way he/she looked
3		The way he/she sounded
4		Other

- Don't Know
- Refuse
- Empty

- On Input
- On Output

**Array:**

**Skip Instructions:** If RESPDEBRIEF\_Q4 eq 4 goto RESPDEBRIEF\_Q4\_SP  
Elseif ONEORMOREOFFENDERS eq 1 or KNOWOFFENDERS eq 1 goto  
RESPDEBRIEF\_Q4a  
Else goto RESPDEBRIEF\_Q4b

Field

**Respdebrief\_Q4\_sp**  
BNCVS2.RaceOffRespondentDebrief.Respdebrief\_Q4\_sp

**Description:** Follow up question when respondent's answer to respdebrief\_Q4 did not fit into the precodes 1-3.

**Form Pane Label:** R Debrief 4 Spec

**SAS Name:**

**Tag Name:** RESPDEBRIEF\_Q4\_SP

**Inherited Universe:** INCINDEX ge 1 and SKIPMID ne 1

**Universe:** RESPDEBRIEF\_Q4 eq 4

**Universe Description:**

**Question Text:** + Please specify.

**Type:** String

**Length:** 200

- Don't Know
- Refuse
- Empty

- On Input
- On Output

**Array:**

**Skip Instructions:** If ONEORMOREOFFENDERS eq 1 or KNOWOFFENDERS eq 1 goto  
RESPDEBRIEF\_Q4a  
Else goto RESPDEBRIEF\_Q4b

---

## Respdebrief\_Q4a

Field

BNCVS2.RaceOffRespondentDebrief.Respdebrief\_Q4a

---

**Description:** Respondent debriefing question that asks how certain the respondent was of the offender's race they provided - single offender.

**Form Pane Label:** Resp Debrief 4a

**SAS Name:**

**Tag Name:** RESPDEBRIEF\_Q4a

**Inherited Universe:** INCINDEX ge 1 and SKIPMID ne 1

**Universe:** (INTNMBR eq 7 and RESPDEBRIEF\_DONEFLG eq 0 and (ONEORMOREOFFENDERS eq 1 or KNOWOFFENDERS eq 1))

**Universe Description:** The respondent reported a crime during a TIS 7 interview and the respondent has not previously completed the respondent debriefing questions (RESPDEBRIEF\_DONEFLG eq 0) and the respondent reported that there was only 1 offender.

**Question Text:** How certain are you that you have correctly identified the race of the offender?

**Type:** Classification

**Length:** 1

- Don't Know
- Refuse
- Empty

- On Input
- On Output

**Array:**

**Skip Instructions:** RESPDEBRIEF\_Q5\_HAIR

Field

## Respdebrief\_Q4b

BNCVS2.RaceOffRespondentDebrief.Respdebrief\_Q4b

**Description:** Respondent debriefing question that asks how certain the respondent was of the offender's race they provided - multiple offenders.

**Form Pane Label:** Resp Debrief 4b

**SAS Name:**

**Tag Name:** RESPDEBRIEF\_Q4b

**Inherited Universe:** INCINDEX ge 1 and SKIPMID ne 1

**Universe:** INTNMBR eq 7 and RESPDEBRIEF\_DONEFLG eq 0 and ONEORMOREOFFENDERS eq 2

**Universe Description:** The respondent reported a crime during a TIS 7 interview and the respondent has not previously completed the respondent debriefing questions (RESPDEBRIEF\_DONEFLG eq 0) and the respondent reported that there were multiple offenders.

**Question Text:** Thinking about all of the offenders, how certain are you that you have correctly identified their races?

**Type:** Classification

**Length:** 1

- Don't Know
- Refuse
- Empty

- On Input
- On Output

**Array:**

**Skip Instructions:** RESPDEBRIEF\_Q5\_HAIR

## Respdebrief\_Q5\_hair

Field

BNCVS2.RaceOffRespondentDebrief.Respdebrief\_Q5\_hair

**Description:** Respondent debriefing question that asks if the offender's hair was a clue to what race they were.

**Form Pane Label:** Resp Debrief 5a

**SAS Name:**

**Tag Name:** RESPDEBRIEF\_Q5\_HAIR

**Inherited Universe:** INCINDEX ge 1 and SKIPMID ne 1

**Universe:** (INTNMBR eq 7 and RESPDEBRIEF\_DONEFLG eq 0 and (ONEORMOREOFFENDERS eq 1 or 2 or KNOWOFFENDERS eq 1))

**Universe Description:** The respondent reported a crime during a TIS 7 interview and the respondent has not previously completed the respondent debriefing questions (RESPDEBRIEF\_DONEFLG eq 0) and the respondent knew something about one or more of the offenders.

**Question Text:** What did you notice about the ^OFFENDER\_OFFENDERS\_TST that helped you know that person's race? Did you notice anything about their...

Hair?

**Fills:** OFFENDER\_OFFENDERS\_TST

**Instructions:** If ONEORMOREOFFENDERS eq 2 fill OFFENDER\_OFFENDERS\_TST with "offenders"  
Else fill OFFENDER\_OFFENDERS\_TST with "offender".

**Type:** Enumerated

**Length:** 1

**Answer List:** TYesNo

Value:	Mnemonic:	Description:
1	Yes	Yes
2	No	No

- Don't Know
- Refuse
- Empty

- On Input
- On Output

**Array:**

**Skip Instructions:** RESPDEBRIEF\_Q5\_EYES

## Respdebrief\_Q5\_eyes

Field

BNCVS2.RaceOffRespondentDebrief.Respdebrief\_Q5\_eyes

**Description:** Respondent debriefing question that asks if the offender's eyes, nose, or lips were clues to what race they were.

**Form Pane Label:** Resp Debrief 5b

**SAS Name:**

**Tag Name:** RESPDEBRIEF\_Q5\_EYES

**Inherited Universe:** INCINDEX ge 1 and SKIPMID ne 1

**Universe:** (INTNMBR eq 7 and RESPDEBRIEF\_DONEFLG eq 0 and (ONEORMOREOFFENDERS eq 1 or 2 or KNOWOFFENDERS eq 1))

**Universe Description:** The respondent reported a crime during a TIS 7 interview and the respondent has not previously completed the respondent debriefing questions (RESPDEBRIEF\_DONEFLG eq 0) and the respondent knew something about one or more of the offenders.

**Question Text:** What did you notice about the ^OFFENDER\_OFFENDERS\_TST that helped you know that person's race? Did you notice anything about their...

**Eyes, nose, or lips?**

**Fills:** OFFENDER\_OFFENDERS\_TST

**Instructions:** If ONEORMOREOFFENDERS eq 2 fill OFFENDER\_OFFENDERS\_TST with "offenders"  
Else fill OFFENDER\_OFFENDERS\_TST with "offender".

**Type:** Enumerated

**Length:** 1

**Answer List:** TYesNo

Value:	Mnemonic:	Description:
1	Yes	Yes
2	No	No

- Don't Know
- Refuse
- Empty

- On Input
- On Output



**Array:**

**Skip Instructions:** RESPDEBRIEF\_Q5\_SKIN

## Respdebrief\_Q5\_skin

Field

BNCVS2.RaceOffRespondentDebrief.Respdebrief\_Q5\_skin

**Description:** Respondent debriefing question that asks if the offender's skin color was a clue to what race they were.

**Form Pane Label:** Resp Debrief 5c

**SAS Name:**

**Tag Name:** RESPDEBRIEF\_Q5\_SKIN

**Inherited Universe:** INCINDEX ge 1 and SKIPMID ne 1

**Universe:** (INTNMBR eq 7 and RESPDEBRIEF\_DONEFLG eq 0 and (ONEORMOREOFFENDERS eq 1 or 2 or KNOWOFFENDERS eq 1))

**Universe Description:** The respondent reported a crime during a TIS 7 interview and the respondent has not previously completed the respondent debriefing questions (RESPDEBRIEF\_DONEFLG eq 0) and the respondent knew something about one or more of the offenders.

**Question Text:** What did you notice about the ^OFFENDER\_OFFENDERS\_TST that helped you know that person's race? Did you notice anything about their...

**Skin color?**

**Fills:** OFFENDER\_OFFENDERS\_TST

**Instructions:** If ONEORMOREOFFENDERS eq 2 fill OFFENDER\_OFFENDERS\_TST with "offenders"  
Else fill OFFENDER\_OFFENDERS\_TST with "offender".

**Type:** Enumerated

**Length:** 1

**Answer List:** TYesNo

Value:	Mnemonic:	Description:
1	Yes	Yes
2	No	No

- Don't Know
- Refuse
- Empty

- On Input
- On Output

**Array:**

**Skip Instructions:** RESPDEBRIEF\_Q5\_CLOTHING

## Respdebrief\_Q5\_clothing

Field

BNCVS2.RaceOffRespondentDebrief.Respdebrief\_Q5\_clothing

**Description:** Respondent debriefing question that asks if the offender's clothing was a clue to what race they were.

**Form Pane Label:** Resp Debrief 5d

**SAS Name:**

**Tag Name:** RESPDEBRIEF\_Q5\_CLOTHING

**Inherited Universe:** INCINDEX ge 1 and SKIPMID ne 1

**Universe:** (INTNMBR eq 7 and RESPDEBRIEF\_DONEFLG eq 0 and (ONEORMOREOFFENDERS eq 1 or 2 or KNOWOFFENDERS eq 1))

**Universe Description:** The respondent reported a crime during a TIS 7 interview and the respondent has not previously completed the respondent debriefing questions (RESPDEBRIEF\_DONEFLG eq 0) and the respondent knew something about one or more of the offenders.

**Question Text:** What did you notice about the ^OFFENDER\_OFFENDERS\_TST that helped you know that person's race? Did you notice anything about their...

**Clothing?**

**Fills:** OFFENDER\_OFFENDERS\_TST

**Instructions:** If ONEORMOREOFFENDERS eq 2 fill OFFENDER\_OFFENDERS\_TST with "offenders"  
Else fill OFFENDER\_OFFENDERS\_TST with "offender".

**Type:** Enumerated

**Length:** 1

**Answer List:** TYesNo

Value:	Mnemonic:	Description:
1	Yes	Yes
2	No	No

- Don't Know
- Refuse
- Empty

- On Input
- On Output

**Array:**

**Skip Instructions:** RESPDEBRIEF\_Q5\_VOICE

## Respdebrief\_Q5\_voice

Field

BNCVS2.RaceOffRespondentDebrief.Respdebrief\_Q5\_voice

**Description:** Respondent debriefing question that asks if the offender's voice or accent were clues to what race they were.

**Form Pane Label:** Resp Debrief 5e

**SAS Name:**

**Tag Name:** RESPDEBRIEF\_Q5\_VOICE

**Inherited Universe:** INCINDEX ge 1 and SKIPMID ne 1

**Universe:** (INTNMBR eq 7 and RESPDEBRIEF\_DONEFLG eq 0 and (ONEORMOREOFFENDERS eq 1 or 2 or KNOWOFFENDERS eq 1))

**Universe Description:** The respondent reported a crime during a TIS 7 interview and the respondent has not previously completed the respondent debriefing questions (RESPDEBRIEF\_DONEFLG eq 0) and the respondent knew something about one or more of the offenders.

**Question Text:** What did you notice about the ^OFFENDER\_OFFENDERS\_TST that helped you know that person's race? Did you notice anything about their...

**Voice or accent?**

**Fills:** OFFENDER\_OFFENDERS\_TST

**Instructions:** If ONEORMOREOFFENDERS eq 2 fill OFFENDER\_OFFENDERS\_TST with "offenders"  
Else fill OFFENDER\_OFFENDERS\_TST with "offender".

**Type:** Enumerated

**Length:** 1

**Answer List:** TYesNo

Value:	Mnemonic:	Description:
1	Yes	Yes
2	No	No

- Don't Know
- Refuse
- Empty

- On Input
- On Output

**Array:**

**Skip Instructions:** RESPDEBRIEF\_Q6

## Respdebrief\_Q6

Field

BNCVS2.RaceOffRespondentDebrief.Respdebrief\_Q6

**Description:** Respondent debriefing question that asks how difficult it was to determine the offender's race.

**Form Pane Label:** Resp Debrief 6

**SAS Name:**

**Tag Name:** RESPDEBRIEF\_Q6

**Inherited Universe:** INCINDEX ge 1 and SKIPMID ne 1

**Universe:** (INTNMBR eq 7 and RESPDEBRIEF\_DONEFLG eq 0 and (ONEORMOREOFFENDERS eq 1 or 2 or KNOWOFFENDERS eq 1))

**Universe Description:** The respondent reported a crime during a TIS 7 interview and the respondent has not previously completed the respondent debriefing questions (RESPDEBRIEF\_DONEFLG eq 0) and the respondent knew something about one or more of the offenders.

**Question Text:** How difficult did you find it to determine the ^OFFENDERS\_POSS\_TST race?  
Did you find it very difficult, somewhat difficult, somewhat easy, or very easy?

**Fills:** OFFENDERS\_POSS\_TST

**Instructions:** If ONEORMOREOFFENDERS eq 2 fill OFFENDERS\_POSS\_TST with "offenders"  
Else fill OFFENDERS\_POSS\_TST with "offender's".

**Type:** Enumerated

**Length:** 1

**Answer List:** RaceOff\_Q6

Value:	Mnemonic:	Description:
1		Very difficult
2		Somewhat difficult
3		Neither difficult nor easy
4		Somewhat easy
5		Very easy

- Don't Know
- Refuse
- Empty

On Input



On Output

Array:

**Special Instructions:** Initially setup a store to put 1 in respdebrief\_doneflg, but we decided to hold off and set this at then end of the fr debriefing in case an fr needed to back up after completing the respondent debriefing.

**Skip Instructions:** If MULTIPLERACES eq 'empty' goto RESPDEBRIEF\_Q7  
Elseif ONEORMOREOFFENDERS eq 2 goto RESPDEBRIEF\_Q9  
Else goto INTERVIEWERDEBRIEF\_Q1

## Respdebrief\_Q7

Field

BNCVS2.RaceOffRespondentDebrief.Respdebrief\_Q7

**Description:** Respondent debriefing question that asks the respondent if they thought about whether they could provide more than one race for the offender. Asked only if one race is reported for a single offender.

**Form Pane Label:** Resp Debrief 7

**SAS Name:**

**Tag Name:** RESPDEBRIEF\_Q7

**Inherited Universe:** INCINDEX ge 1 and SKIPMID ne 1

**Universe:** INTNMBR eq 7 and RESPDEBRIEF\_DONEFLG eq 0 and and MULTIPLERACES eq 'empty'

**Universe Description:** The respondent reported a crime during a TIS 7 interview and the respondent has not previously completed the respondent debriefing questions (RESPDEBRIEF\_DONEFLG eq 0) and the respondent reported only one race for the offender(s).

**Question Text:** Did you think you could give more than one race for the offender?

**Type:** Enumerated

**Length:** 1

**Answer List:** TYesNo

Value:	Mnemonic:	Description:
1	Yes	Yes
2	No	No

- Don't Know
- Refuse
- Empty

- On Input
- On Output

**Array:**

**Skip Instructions:** RESPDEBRIEF\_Q8

Field

## Respdebrief\_Q8

BNCVS2.RaceOffRespondentDebrief.Respdebrief\_Q8

**Description:** Respondent debriefing question that asks the respondent if they considered whether the offender was more than one race. Asked only if one race is reported for a single offender.

**Form Pane Label:** Resp Debrief 8

**SAS Name:**

**Tag Name:** RESPDEBRIEF\_Q8

**Inherited Universe:** INCINDEX ge 1 and SKIPMID ne 1

**Universe:** INTNMBR eq 7 and RESPDEBRIEF\_DONEFLG eq 0 and MULTIPLERACES eq 'empty'

**Universe Description:** The respondent reported a crime during a TIS 7 interview and the respondent has not previously completed the respondent debriefing questions (RESPDEBRIEF\_DONEFLG eq 0) and the respondent reported only one race for the offender(s).

**Question Text:** Did you consider whether the offender could be more than one race?

**Type:** Enumerated

**Length:** 1

**Answer List:** TYesNo

Value:	Mnemonic:	Description:
1	Yes	Yes
2	No	No

- Don't Know
- Refuse
- Empty

- On Input
- On Output

**Array:**

**Special Instructions:** Initially setup a store to put 1 in respdebrief\_doneflg, but we decided to hold off and set this at then end of the fr debriefing in case an fr needed to back up after completing the respondent debriefing.

**Skip Instructions:** If ONEORMOREOFFENDERS eq 2 goto RESPDEBRIEF\_Q9  
Else goto INTERVIEWERDEBRIEF\_Q1

## Respdebrief\_Q9

Field

BNCVS2.RaceOffRespondentDebrief.Respdebrief\_Q9

**Description:** Respondent debriefing question that asks the respondent if any of the offenders were more than one race. Asked only if more than one offender.

**Form Pane Label:** Resp Debrief 9

**SAS Name:**

**Tag Name:** RESPDEBRIEF\_Q9

**Inherited Universe:** INCINDEX ge 1 and SKIPMID ne 1

**Universe:** INTNMBR eq 7 and RESPDEBRIEF\_DONEFLG eq 0 and ONEORMOREOFFENDERS eq 2

**Universe Description:** The respondent reported a crime during a TIS 7 interview and the respondent has not previously completed the respondent debriefing questions (RESPDEBRIEF\_DONEFLG eq 0) and the respondent reported there were multiple offenders.

**Question Text:** Were any of the offenders more than one race?

**Type:** Enumerated

**Length:** 1

**Answer List:** TYesNo

Value:	Mnemonic:	Description:
1	Yes	Yes
2	No	No

Don't Know

Refuse

Empty

On Input

On Output

**Array:**

**Special Instructions:** Initially setup a store to put 1 in respdebrief\_doneflg, but we decided to hold off and set this at then end of the fr debriefing in case an fr needed to back up after completing the respondent debriefing.

**Skip Instructions:** If RESPDEBRIEF\_Q9 eq 1 goto RESPDEBRIEF\_Q10  
Else goto INTERVIEWERDEBRIEF\_Q1

Field

## Respdebrief\_Q10

BNCVS2.RaceOffRespondentDebrief.Respdebrief\_Q10

**Description:** Respondent debriefing question that asks the respondent to identify the multiple races that an offender or multiple offenders were. Asked only if more than one offender and resp\_Q9 = Yes

**Form Pane Label:** Resp Debrief 10

**SAS Name:**

**Tag Name:** RESPDEBRIEF\_Q10

**Inherited Universe:** INCINDEX ge 1 and SKIPMID ne 1

**Universe:** RESPDEBRIEF\_Q9 eq 1

**Universe Description:**

**Question Text:** What races did you list for that person/them?

**Type:** Set

**Max Number of Values:** 6

**Length:** 1

**Answer List:** RaceOff\_Q10

Value:	Mnemonic:	Description:
1		White
2		Black or African American
3		Hispanic or Latino
4		American Indian or Alaska Native
5		Asian
6		Native Hawaiian or Other Pacific Islander

- Don't Know
- Refuse
- Empty

- On Input
- On Output

**Array:**

**Special Instructions:** Initially setup a store to put 1 in respdebrief\_doneflg, but we decided to hold off and set this at then end of the fr debriefing in case an fr needed to back up after completing the respondent debriefing.

**Skip Instructions:** INTERVIEWERDEBRIEF\_Q1

---

## RaceOffInterviewerDebrief

Block

BNCVS2.RaceOffInterviewerDebrief

---

**Description:** \*\*\* These questions were never implemented as it was determined the questions have to be implemented per OMB and had been pseudo cognitively tested since the change in race categories had been tested prior to implementing them in the Demographics section in 2003 (?) \*\*\*

**Tab Name:**

**Fly Over Name:**

**Universe Type:** If

**Inherited Universe:** INCINDEX ge 1 and SKIPMID ne 1

**Universe:**

**Universe Description:**

**Array:**

**Block Instructions:**

Field

## Interviewerdebrief\_Q1

BNCVS2.RaceOffInterviewerDebrief.Interviewerdebrief\_Q1

**Description:** Interviewer debriefing question that asks the FR if the respondent had any trouble answering the respondent debriefing question about the offender's relationship to the respondent.

**Form Pane Label:** Int Debrief 1

**SAS Name:**

**Tag Name:** INTERVIEWERDEBRIEF\_Q1

**Inherited Universe:** INCINDEX ge 1 and SKIPMID ne 1

**Universe:** (INTNMBR eq 7 and RESPDEBRIEF\_DONEFLG eq 0 and (ONEORMOREOFFENDERS eq 1,2 or KNOWOFFENDERS eq 1))

**Universe Description:** The respondent reported a crime during a TIS 7 interview and the respondent has not previously completed the respondent debriefing questions (RESPDEBRIEF\_DONEFLG eq 0) and the respondent knew something about one or more of the offenders.

**Question Text:** Thank you for your assistance in answering these questions. Your answers will help us evaluate and improve the survey. Now it will take me a minute to complete this section so that we can continue with your interview.

✦ Did the respondent appear to have trouble answering the relationship question?

**Type:** Enumerated

**Length:** 1

**Answer List:** TYesNo

Value:	Mnemonic:	Description:
1	Yes	Yes
2	No	No

- Don't Know
- Refuse
- Empty

- On Input
- On Output

**Array:**

**Special Instructions:** (Need to verify whether this question is in relation to the offender or reference person, we need to distinguish here to avoid confusion and whether the question is referring

the the actual question or the debriefing question)

[we decided against setting up the below variable. Instead we'll use the respdebrief\_doneflg to determine whether the respondent and interviewer debriefing blocks are complete.]

Ask the interviewer debriefing questions once per respondent when the respondent reported a violent crime and it is interview number 7. Create and initialize the flag, interviewerdebrief\_doneflg to 0. Once the interviewer has completed the respondent debriefing questions set the interviewerdebrief\_doneflg = 1. Include this flag in the universe of Interviewer\_Q1 to prevent asking the interviewer debriefing questions when the same respondent reports more than one violent crime.

**Skip Instructions:** If INTERVIEWERDEBRIEF\_Q1 eq 1 goto INTERVIEWERDEBRIEF\_Q2  
Else goto INTERVIEWERDEBRIEF\_Q3



Field

## Interviewerdebrief\_Q2

BNCVS2.RaceOffInterviewerDebrief.Interviewerdebrief\_Q2

**Description:** Interviewer debriefing question that asks the FR how much trouble the respondent had in answering the respondent debriefing question about the offender's relationship to the respondent. Ask if Interviewer\_Q1 = Yes

**Form Pane Label:** Int Debrief 2

**SAS Name:**

**Tag Name:** INTERVIEWERDEBRIEF\_Q2

**Inherited Universe:** INCINDEX ge 1 and SKIPMID ne 1

**Universe:** INTERVIEWERDEBRIEF\_Q1 eq 1

**Universe Description:**

**Question Text:** ♦ How much trouble did the respondent have?

**Type:** Enumerated

**Length:** 1

**Answer List:** RaceOff\_Interviewer\_Q1

Value:	Mnemonic:	Description:
1		A great deal of trouble
2		Some trouble
3		Not too much trouble

- Don't Know
- Refuse
- Empty

- On Input
- On Output

**Array:**

**Skip Instructions:** INTERVIEWERDEBRIEF\_Q3

## Interviewerdebrief\_Q3

Field

BNCVS2.RaceOffInterviewerDebrief.Interviewerdebrief\_Q3

**Description:** Interviewer debriefing question that asks the FR if the respondent asked for clarification when answering the respondent debriefing question about the offender's relationship to the respondent.

**Form Pane Label:** Int Debrief 3

**SAS Name:**

**Tag Name:** INTERVIEWERDEBRIEF\_Q3

**Inherited Universe:** INCINDEX ge 1 and SKIPMID ne 1

**Universe:** (INTNMBR eq 7 and RESPDEBRIEF\_DONEFLG eq 0 and (ONEORMOREOFFENDERS eq 1,2 or KNOWOFFENDERS eq 1))

**Universe Description:** The respondent reported a crime during a TIS 7 interview and the respondent has not previously completed the respondent debriefing questions (RESPDEBRIEF\_DONEFLG eq 0) and the respondent knew something about one or more of the offenders.

**Question Text:** [Did the respondent ask for clarification?](#)

**Type:** Enumerated

**Length:** 1

**Answer List:** TYesNo

Value:	Mnemonic:	Description:
1	Yes	Yes
2	No	No

- Don't Know
- Refuse
- Empty

- On Input
- On Output

**Array:**

**Skip Instructions:** INTERVIEWER\_Q4

Field

## Interviewerdebrief\_Q4

BNCVS2.RaceOffInterviewerDebrief.Interviewerdebrief\_Q4

**Description:** Interviewer debriefing question that asks the FR if the respondent had any trouble answering the respondent debriefing question about the offender's race.

**Form Pane Label:** Int Debrief 4

**SAS Name:**

**Tag Name:** INTERVIEWERDEBRIEF\_Q4

**Inherited Universe:** INCINDEX ge 1 and SKIPMID ne 1

**Universe:** (INTNMBR eq 7 and RESPDEBRIEF\_DONEFLG eq 0 and (ONEORMOREOFFENDERS eq 1,2 or KNOWOFFENDERS eq 1))

**Universe Description:** The respondent reported a crime during a TIS 7 interview and the respondent has not previously completed the respondent debriefing questions (RESPDEBRIEF\_DONEFLG eq 0) and the respondent knew something about one or more of the offenders.

**Question Text:** [✦ Did the respondent appear to have trouble answering the race question?](#)

**Type:** Enumerated

**Length:** 1

**Answer List:** TYesNo

Value:	Mnemonic:	Description:
1	Yes	Yes
2	No	No

- Don't Know
- Refuse
- Empty

- On Input
- On Output

**Store Instructions:** If INTERVIEWERDEBRIEF\_Q4 eq 2,DK store 1 in RESPDEBRIEF\_DONEFLG

**Array:**

**Special Instructions:** Need to determine the skip pattern out of here once we figure out the layout of this block in relation to the summary block.

Initially setup a store to put 1 in interviewerdebrief\_doneflg, but we decided to hold off and set this at then end of the fr debriefing in case an fr needed to back up after

completing the respondent debriefing.

**Skip Instructions:** If INTERVIEWERDEBRIEF\_Q4 eq 1 goto INTERVIEWERDEBRIEF\_Q5  
Else goto ENDINCIDENT/CRIME\_END/Somewhere else (???)

Field

## Interviewerdebrief\_Q5

BNCVS2.RaceOffInterviewerDebrief.Interviewerdebrief\_Q5

**Description:** Interviewer debriefing question that asks the FR how much trouble the respondent had in answering the respondent debriefing question about the offender's race. Ask if Interviewer\_Q4 = Yes

**Form Pane Label:** Int Debrief 5

**SAS Name:**

**Tag Name:** INTERVIEWERDEBRIEF\_Q5

**Inherited Universe:** INCINDEX ge 1 and SKIPMID ne 1

**Universe:** INTERVIEWERDEBRIEF\_Q4 eq 1

**Universe Description:**

**Question Text:** ♦ How much trouble did the respondent seem to have?

**Type:** Enumerated

**Length:** 1

**Answer List:** RaceOff\_Interviewer\_Q1

Value:	Mnemonic:	Description:
1		A great deal of trouble
2		Some trouble
3		Not too much trouble

- Don't Know
- Refuse
- Empty

- On Input
- On Output

**Store Instructions:** If INTERVIEWERDEBRIEF\_Q5 eq 1,2,3,DK store 1 in RESPDEBRIEF\_DONEFLG

**Array:**

**Special Instructions:** Need to determine the skip pattern out of here once we figure out the layout of this block to the summary block.

**Skip Instructions:** ENDINCIDENT/CRIME\_END/Somewhere else (????)

---

## BUndup

Block

BUndup

---

**Description:** Screens for Comparing/Unduplicating Incidents (Reported in Current Enumeration and Previous Enumeration Periods)

**Tab Name:** Unduplication of incidents

**Fly Over Name:**

**Universe Type:** If

**Inherited Universe:**

**Universe:** SKIPMID ne 1 and WEBEC ne 1

Throughout Undup, do not display if SkipOut = 1

**Universe Description:**

**Array:**

**Block Instructions:**

Field

**INTRO\_UNDUP**  
BUndup.INTRO\_UNDUP

**Description:** Introduction to the unduplication section, read to the respondent

**Form Pane Label:** Intro Undup

**SAS Name:**

**Tag Name:** INTRO\_UNDUP

**Inherited Universe:** SKIPMID ne 1 and WEBEC ne 1

**Universe:** CRIME\_END AND INCCOUNT ge 2 (household has more than 1 incident) or\  
CRIME\_END AND INTNMBR\_i eq 1-6 (RT 8502:5)

**Universe Description:** End of the crime incident reports section (for each respondent) when either there are more than one incident reported for the household in the current enumeration (INCCOUNT ge 2) or there are incidents on the input file reported the previous enumeration (INTNMBR\_i eq 1-6 from RT8502:5)

**Question Text:** Now it will just take me a minute to review the crime incidents I have recorded from you during this interview at your household.

**Type:** Enumerated

**Length:** 1

**Answer List:** Enter\_1\_ To\_Continue

Value:	Mnemonic:	Description:
1		Enter 1 to Continue

- Don't Know
- Refuse
- Empty

- On Input
- On Output

**Store Instructions:** Store 0 in DUPCOUNT

**Array:**

**Skip Instructions:** If INCCOUNT ge 2 goto UNDUP\_CURINC  
Else goto UNDUP\_OLDINC

## UNDUP\_CURINC

Field

BUndup.UNDUP\_CURINC

**Description:** This screen compares incident(s) reported by the current respondent against 1) other incidents reported this enumeration by the current respondent and 2) incidents reported this enumeration by other respondents

**Form Pane Label:** Undup Cur Enum

**SAS Name:**

**Tag Name:** UNDUP\_CURINC

**Inherited Universe:** SKIPMID ne 1 and WEBEC ne 1

**Universe:** DUP\_INTRO when INCCOUNT ge 2

### Universe Description:

- Question Text:**
- ◆ Compare the incident data below. Do not discuss incidents with the respondent.
  - ◆ Is the incident on the left the same incident that is displayed on the right?

<b>INCIDENT REPORTED DURING CURRENT ENUMERATION</b>	<b>INCIDENT REPORTED DURING CURRENT ENUMERATION</b>
---	---

Enum:^INTVNMBR Ln No.:^L_NO Inc No.:^I_PLN	
Enum:^INTVNMBR Ln No.:^L_NO Inc. No.:^I_PLN	

MONTH:^SUM_INCMONTH	MONTH:^SUM_INCMONTH
WHERE:^SUM_WHEREOCC	WHERE:^SUM_WHEREOCC
^SUM_WHO_UNDUP^SUM_PRESENCE_UNDUP	
^SUM_WHO_UNDUP^SUM_PRESENCE_UNDUP	

WEAPON:^SUM_WEAPON	WEAPON:^SUM_WEAPON
--------------------	--------------------

^SUM_ATTACK_TRY_THREAT ^SUM_ATT_TRY_THRTREASONS	
^SUM_ATTACK_TRY_THREAT^SUM_ATT_TRY_THRTREASONS	

^SUM_THEFT_ATTTHEFT^SUM_THEFT_ATTTHEFTITEMS	
^SUM_THEFT_ATTTHEFT^SUM_THEFT_ATTTHEFTITEMS	

SUMMARY:	SUMMARY:
^INCSUMMARY	^INCSUMMARY

**Fills:** INTVNMBR

**Instructions:** Fill INTVNMBR with the value in the variable INTNMBR



**Fills:** L\_NO

**Instructions:** Fill L\_NO based on the variable L\_NO from the instrument

**Fills:** I\_PLN

**Instructions:** Fill I\_PLN with the value in the variable incident\_personCount (incident number for current respondent).

Fill based on the incident number of the current respondent. So if Line 1 has one incident the value in incident\_personCount for that respondent would eq 1. If Line 2 has three incidents the value in incident\_personCount for that respondent would be filled as: the first incident incident\_personCount eq 1, the second incident incident\_personCount eq 2, the third incident incident\_personCount eq 3.

This is person based, not household based.

**Fills:** SUM\_INCMONTH

**Instructions:** Fill SUM\_INCMONTH with INCIDENTDATE

**Fills:** SUM\_WHEREOCC

**Instructions:** If LOCATION\_1 eq 11 fill SUM\_WHEREOCC with "In own dwelling/att garage."  
Elseif LOCATION\_1 eq 12 fill SUM\_WHEREOCC with "In detached bldg. on prop."  
Elseif LOCATION\_1 eq 13 fill SUM\_WHEREOCC with "In vacation home."  
Elseif LOCATION\_1 eq 14 fill SUM\_WHEREOCC with "In hotel room."  
Elseif LOCATION\_1 eq 15 fill SUM\_WHEREOCC with "Own yard/driveway."  
Elseif LOCATION\_1 eq 16 fill SUM\_WHEREOCC with "Apt. hall/storage."  
Elseif LOCATION\_1 eq 17 fill SUM\_WHEREOCC with "On street adjacent to home."  
Elseif LOCATION\_1 eq 18 fill SUM\_WHEREOCC with "At/in home of friend."  
Elseif LOCATION\_1 eq 19 fill SUM\_WHEREOCC with "Yard/driveway of friend."  
Elseif LOCATION\_1 eq 20 fill SUM\_WHEREOCC with "Apt. hall of friend."  
Elseif LOCATION\_1 eq 21 fill SUM\_WHEREOCC with "On street adjacent to friends home."  
Elseif LOCATION\_1 eq 22 fill SUM\_WHEREOCC with "Inside restaurant."  
Elseif LOCATION\_1 eq 23 fill SUM\_WHEREOCC with "Inside bank."  
Elseif LOCATION\_1 eq 24 fill SUM\_WHEREOCC with "Inside gas station."  
Elseif LOCATION\_1 eq 25 fill SUM\_WHEREOCC with "Inside other commercial bldg."  
Elseif LOCATION\_1 eq 26 fill SUM\_WHEREOCC with "Inside office."  
Elseif LOCATION\_1 eq 27 fill SUM\_WHEREOCC with "Inside factory/warehouse."  
Elseif LOCATION\_1 eq 28 fill SUM\_WHEREOCC with "Commercial parking lot."

---

Elseif LOCATION\_1 eq 29 fill SUM\_WHEREOCC with "Noncommercial parking lot."  
Elseif LOCATION\_1 eq 30 fill SUM\_WHEREOCC with "Apt./townhouse parking lot."  
Elseif LOCATION\_1 eq 31 fill SUM\_WHEREOCC with "Inside school building."  
Elseif LOCATION\_1 eq 32 fill SUM\_WHEREOCC with "On school property."  
Elseif LOCATION\_1 eq 33 fill SUM\_WHEREOCC with "In apt. yard/park."  
Elseif LOCATION\_1 eq 34 fill SUM\_WHEREOCC with "On street."  
Elseif LOCATION\_1 eq 35 fill SUM\_WHEREOCC with "On public transportation."  
Elseif LOCATION\_1 eq 36 fill SUM\_WHEREOCC with "Other."  
Elseif LOCATION\_1 eq 98 fill SUM\_WHEREOCC with "Refused."  
Elseif LOCATION\_1 eq 99 fill SUM\_WHEREOCC with "Don't know."

**Fills:** SUM\_WHO\_UNDUP

**Instructions:** If WHICHMEMBER eq 1, 2, DK, RF fill SUM\_WHO with "Respondent"  
Else leave SUM\_WHO blank

**Fills:** SUM\_PRESENCE\_UNDUP

**Instructions:** If WHICHMEMBER eq 1 fill SUM\_PRESENCE with "was present."  
Elseif WHICHMEMBER eq 2 fill SUM\_PRESENCE with "and other HHL member(s) present."  
Elseif WHICHMEMBER eq 3 fill SUM\_PRESENCE with "Only other HHL member(s) present."  
Else fill SUM\_PRESENCE with "and other HHL member(s) not present."

**Fills:** SUM\_WEAPON

**Instructions:** If WEAPONPRESENT eq 1 AND WEAPON eq 1 fill SUM\_WEAPON with "Hand gun, "  
If WEAPONPRESENT eq 1 AND WEAPON eq 2 fill SUM\_WEAPON with "Other gun, "  
If WEAPONPRESENT eq 1 AND WEAPON eq 3 fill SUM\_WEAPON with "Knife, "  
If WEAPONPRESENT eq 1 AND WEAPON eq 4 fill SUM\_WEAPON with "Other sharp object, "  
If WEAPONPRESENT eq 1 AND WEAPON eq 5 fill SUM\_WEAPON with "Blunt object, "  
If WEAPONPRESENT eq 1 AND WEAPON eq 6 fill SUM\_WEAPON with "Other"  
Else fill SUM\_WEAPON with "No weapon present"

This fill should display all weapons marked in the field WEAPON

**Fills:** SUM\_ATTACK\_TRY\_THREAT

---

**Instructions:** If ATTACK eq 1 fill SUM\_ATTACK\_TRY\_THREAT with "ATTACKED: "  
Elseif TRYATTACK eq 1 fill SUM\_ATTACK\_TRY\_THREAT with "TRIED TO  
ATTACK: "  
Elseif THREATEN eq 1 fill SUM\_ATTACK\_TRY\_THREAT with "THREATENED: "  
Else fill SUM\_ATTACK\_TRY\_THREAT with "Not attacked and not threatened"

**Fills:** SUM\_ATT\_TRY\_THRTREASONS

**Instructions:** If HOWTRYATTACK eq 11 fill SUM\_ATT\_TRY\_THRTREASONS with "Verbal  
threat-rape, "  
If HOWTRYATTACK eq 12 fill SUM\_ATT\_TRY\_THRTREASONS with "Verbal  
threat-kill, "  
If HOWTRYATTACK eq 13 fill SUM\_ATT\_TRY\_THRTREASONS with "Verbal  
threat-attack, "  
If HOWTRYATTACK eq 14 fill SUM\_ATT\_TRY\_THRTREASONS with "Verbal  
threat-sex. assault, "  
If HOWTRYATTACK eq 15 fill SUM\_ATT\_TRY\_THRTREASONS with "Unwanted  
sexual contct-force, "  
If HOWTRYATTACK eq 16 fill SUM\_ATT\_TRY\_THRTREASONS with "Unwanted  
sexual contct-no force, "  
If HOWTRYATTACK eq 17 fill SUM\_ATT\_TRY\_THRTREASONS with "Weapon  
present, "  
If HOWTRYATTACK eq 18 fill SUM\_ATT\_TRY\_THRTREASONS with "Shot at, "  
If HOWTRYATTACK eq 19 fill SUM\_ATT\_TRY\_THRTREASONS with "Atmpt  
attack w/ knife, "  
If HOWTRYATTACK eq 20 fill SUM\_ATT\_TRY\_THRTREASONS with "Atmpt  
attack w/ oth weapon, "  
If HOWTRYATTACK eq 21 fill SUM\_ATT\_TRY\_THRTREASONS with "Object  
thrown, "  
If HOWTRYATTACK eq 22 fill SUM\_ATT\_TRY\_THRTREASONS with  
"Followed/surrounded, "  
If HOWTRYATTACK eq 23 fill SUM\_ATT\_TRY\_THRTREASONS with "Tried to hit,  
"  
If HOWTRYATTACK eq 24 fill SUM\_ATT\_TRY\_THRTREASONS with "Other"

Else if HOWTHREATEN eq 11 fill SUM\_ATT\_TRY\_THRTREASONS with "Verbal  
threat-rape, "  
If HOWTHREATEN eq 12 fill SUM\_ATT\_TRY\_THRTREASONS with "Verbal  
threat-kill, "  
If HOWTHREATEN eq 13 fill SUM\_ATT\_TRY\_THRTREASONS with "Verbal  
threat-attack, "  
If HOWTHREATEN eq 14 fill SUM\_ATT\_TRY\_THRTREASONS with "Verbal  
threat-sex. assault, "  
If HOWTHREATEN eq 15 fill SUM\_ATT\_TRY\_THRTREASONS with "Unwanted  
sexual contct-force, "  
If HOWTHREATEN eq 16 fill SUM\_ATT\_TRY\_THRTREASONS with "Unwanted  
sexual contct-no force, "

---

If HOWTHREATEN eq 17 fill SUM\_ATT\_TRY\_THRTREASONS with "Weapon present, "  
If HOWTHREATEN eq 18 fill SUM\_ATT\_TRY\_THRTREASONS with "Shot at, "  
If HOWTHREATEN eq 19 fill SUM\_ATT\_TRY\_THRTREASONS with "Atmpt attack w/ knife, "  
If HOWTHREATEN eq 20 fill SUM\_ATT\_TRY\_THRTREASONS with "Atmpt attack w/ oth weapon, "  
If HOWTHREATEN eq 21 fill SUM\_ATT\_TRY\_THRTREASONS with "Object thrown, "  
If HOWTHREATEN eq 22 fill SUM\_ATT\_TRY\_THRTREASONS with "Followed/surrounded, "  
If HOWTHREATEN eq 23 fill SUM\_ATT\_TRY\_THRTREASONS with "Tried to hit, "  
If HOWTHREATEN eq 24 fill SUM\_ATT\_TRY\_THRTREASONS with "Other"

If HOWATTACK eq 11 fill SUM\_ATT\_TRY\_THRTREASONS with "Raped, "  
If HOWATTACK eq 12 fill SUM\_ATT\_TRY\_THRTREASONS with "Tried to rape, "  
If HOWATTACK eq 13 fill SUM\_ATT\_TRY\_THRTREASONS with "Sex. assault-not rape, "  
If HOWATTACK eq 14 fill SUM\_ATT\_TRY\_THRTREASONS with "Shot, "  
If HOWATTACK eq 15 fill SUM\_ATT\_TRY\_THRTREASONS with "Shot at-missed, "  
If HOWATTACK eq 16 fill SUM\_ATT\_TRY\_THRTREASONS with "Hit with gun in hand, "  
If HOWATTACK eq 17 fill SUM\_ATT\_TRY\_THRTREASONS with "Stabbed/cut w/ knife, "  
If HOWATTACK eq 18 fill SUM\_ATT\_TRY\_THRTREASONS with "Atmpt attack w/ knife, "  
If HOWATTACK eq 19 fill SUM\_ATT\_TRY\_THRTREASONS with "Hit by object in hand, "  
If HOWATTACK eq 20 fill SUM\_ATT\_TRY\_THRTREASONS with "Hit by thrown object, "  
If HOWATTACK eq 21 fill SUM\_ATT\_TRY\_THRTREASONS with "Atmpt attack w/ oth weapon, "  
If HOWATTACK eq 22 fill SUM\_ATT\_TRY\_THRTREASONS with "Hit, knocked down, "  
If HOWATTACK eq 23 fill SUM\_ATT\_TRY\_THRTREASONS with "Grabbed/held, "  
If HOWATTACK eq 24 fill SUM\_ATT\_TRY\_THRTREASONS with "Other"  
Else leave SUM\_ATT\_TRY\_THRTREASONS blank.

**Fills:** SUM\_THEFT\_ATTTHEFT

**Instructions:** If THEFT eq 1 fill SUM\_THEFT\_ATTTHEFT with "STOLE: "

Elseif ATTEMPTTHEFT eq 1 fill SUM\_THEFT\_ATTTHEFT with "TRIED TO STEAL: "

Else fill SUM\_THEFT\_ATTTHEFT with "Nothing taken and no attempt to take anything"

---

**Fills: SUM\_THEFT\_ATTTHEFTITEMS**

**Instructions: If ATTEMPTTHEFTWHAT eq 11 fill SUM\_THEFT\_ATTTHEFTITEMS with "Cash, "**  
**If ATTEMPTTHEFTWHAT eq 12 fill SUM\_THEFT\_ATTTHEFTITEMS with "Purse, "**  
**If ATTEMPTTHEFTWHAT eq 13 fill SUM\_THEFT\_ATTTHEFTITEMS with "Wallet, "**  
**If ATTEMPTTHEFTWHAT eq 14 fill SUM\_THEFT\_ATTTHEFTITEMS with "Credit cards, "**  
**If ATTEMPTTHEFTWHAT eq 15 fill SUM\_THEFT\_ATTTHEFTITEMS with "Car, "**  
**If ATTEMPTTHEFTWHAT eq 16 fill SUM\_THEFT\_ATTTHEFTITEMS with "Other motor vehicle, "**  
**If ATTEMPTTHEFTWHAT eq 17 fill SUM\_THEFT\_ATTTHEFTITEMS with "Part of motor vehicle, "**  
**If ATTEMPTTHEFTWHAT eq 18 fill SUM\_THEFT\_ATTTHEFTITEMS with "Gasoline, "**  
**If ATTEMPTTHEFTWHAT eq 19 fill SUM\_THEFT\_ATTTHEFTITEMS with "Bicycle, "**  
**If ATTEMPTTHEFTWHAT eq 20 fill SUM\_THEFT\_ATTTHEFTITEMS with "TV/DVD/stereo, "**  
**If ATTEMPTTHEFTWHAT eq 21 fill SUM\_THEFT\_ATTTHEFTITEMS with "Silver/china, "**  
**If ATTEMPTTHEFTWHAT eq 22 fill SUM\_THEFT\_ATTTHEFTITEMS with "Other HHL D furn., "**  
**If ATTEMPTTHEFTWHAT eq 23 fill SUM\_THEFT\_ATTTHEFTITEMS with "Personal effects, "**  
**If ATTEMPTTHEFTWHAT eq 24 fill SUM\_THEFT\_ATTTHEFTITEMS with "Hand gun, "**  
**If ATTEMPTTHEFTWHAT eq 25 fill SUM\_THEFT\_ATTTHEFTITEMS with "Other firearm, "**  
**If ATTEMPTTHEFTWHAT eq 26 fill SUM\_THEFT\_ATTTHEFTITEMS with "Other, "**

**Else if WHATWASTAKEN eq 11 fill SUM\_THEFT\_ATTTHEFTITEMS with "Cash, "**  
**If WHATWASTAKEN eq 12 fill SUM\_THEFT\_ATTTHEFTITEMS with "Purse, "**  
**If WHATWASTAKEN eq 13 fill SUM\_THEFT\_ATTTHEFTITEMS with "Wallet, "**  
**If WHATWASTAKEN eq 14 fill SUM\_THEFT\_ATTTHEFTITEMS with "Credit cards, "**  
**If WHATWASTAKEN eq 15 fill SUM\_THEFT\_ATTTHEFTITEMS with "Car, "**  
**If WHATWASTAKEN eq 16 fill SUM\_THEFT\_ATTTHEFTITEMS with "Other motor vehicle, "**  
**If WHATWASTAKEN eq 17 fill SUM\_THEFT\_ATTTHEFTITEMS with "Part of motor vehicle, "**  
**If WHATWASTAKEN eq 18 fill SUM\_THEFT\_ATTTHEFTITEMS with "Unattach mv accessory, "**  
**If WHATWASTAKEN eq 19 fill SUM\_THEFT\_ATTTHEFTITEMS with "Gasoline, "**  
**If WHATWASTAKEN eq 20 fill SUM\_THEFT\_ATTTHEFTITEMS with "Bicycle, "**  
**If WHATWASTAKEN eq 21 fill SUM\_THEFT\_ATTTHEFTITEMS with "TV/DVD/stereo, "**

If WHATWASTAKEN eq 22 fill SUM\_THEFT\_ATTTHEFTITEMS with "Silver/china, "  
"  
If WHATWASTAKEN eq 23 fill SUM\_THEFT\_ATTTHEFTITEMS with "Other HHL D  
furn., "  
If WHATWASTAKEN eq 24 fill SUM\_THEFT\_ATTTHEFTITEMS with "Portable  
electronic gear, "  
If WHATWASTAKEN eq 25 fill SUM\_THEFT\_ATTTHEFTITEMS with  
"Clothing/luggage, "  
If WHATWASTAKEN eq 26 fill SUM\_THEFT\_ATTTHEFTITEMS with  
"Jewelry/watch/keys, "  
If WHATWASTAKEN eq 27 fill SUM\_THEFT\_ATTTHEFTITEMS with "Collection  
of stamps, "  
If WHATWASTAKEN eq 28 fill SUM\_THEFT\_ATTTHEFTITEMS with "Toys/sports  
equip., "  
If WHATWASTAKEN eq 29 fill SUM\_THEFT\_ATTTHEFTITEMS with "Other pers.  
objects, "  
If WHATWASTAKEN eq 30 fill SUM\_THEFT\_ATTTHEFTITEMS with "Hand gun, "  
If WHATWASTAKEN eq 31 fill SUM\_THEFT\_ATTTHEFTITEMS with "Other  
firearm, "  
If WHATWASTAKEN eq 32 fill SUM\_THEFT\_ATTTHEFTITEMS with "Tools, "  
If WHATWASTAKEN eq 33 fill SUM\_THEFT\_ATTTHEFTITEMS with  
"Farm/garden produce, "  
If WHATWASTAKEN eq 34 fill SUM\_THEFT\_ATTTHEFTITEMS with  
"Animals-pet, "  
If WHATWASTAKEN eq 35 fill SUM\_THEFT\_ATTTHEFTITEMS with "Food or  
liquor, "  
If WHATWASTAKEN eq 36 fill SUM\_THEFT\_ATTTHEFTITEMS with "Other, "  
Else leave SUM\_THEFT\_ATTTHEFTITEMS blank

This fill should display all items marked in the field ATTEMPTTHEFTWHAT or  
WHATWASTAKEN

**Fills:** INCSUMMARY

**Instructions:** Fill INCSUMMARY with the incident summary entered into the SUMMARY field  
for the incident being referenced.

**Type:** Enumerated

**Length:** 1

**Answer List:** TYesNo

---

Value:	Mnemonic:	Description:
1	Yes	Yes
2	No	No

---

- Don't Know
- Refuse
- Empty

- On Input
- On Output

**Store Instructions:** If UNDUP\_CURINC eq 1, store 1 in INC\_D (for the incident on the left).  
Add 1 to DUPCOUNT  
Store 2 in DUP  
Store the INTNMBR, L\_NO, and I\_PLN (of the incident on the right) in DUPWHICH.

**Array:**

**Special Instructions:** See prototype for setup.

The form pane for this screen should be a grid that displays the incidents to be compared. The grid rows should consist of the incidents that are "open" or deletable (i.e. the incident that is displayed on the left column in the info pane) and the columns should consist of the incidents displayed on the right, in the info pane.

Whenever UNDUP\_CURINC eq 1 the row incident/the incident in the left column in the info pane is the incident that will be flagged for deletion.

After reviewing an incident (entering 2, "not a dup"), the cursor should move across the row to the right to review the next incident to the current incident, then when done with that incident/row it should move to the next incident/row and repeat the review of incidents until no more incidents to review.

After reviewing an incident (entering 1 "is a dup"), the cursor should move to the next incident/row and repeat the review of incidents until no more incidents to review (If an incident is flagged as a duplicate incident, it does not need to be included in the review of subsequent incidents).

The variable DUPWHICH should be a 5 digit variable. If L\_NO (positions 2-3) or I\_PLN (positions 4-5) eq one digit add a (leading) zero so that a L\_NO eq 1 would eq 01.

**Skip Instructions:** If INTNMBR\_i eq 1-6 (from the input file RT8502:5) goto UNDUP\_OLDINC  
Else goto UNDUP\_DONE

---

**UNDUP\_OLDINC**  
BUndup.UNDUP\_OLDINC

---

Field

**Description:** This screens compares incident(s) reported by the current respondent against up to four incidents reported by any respondent in the household during the previous enumeration

**Form Pane Label:** Undup Prior Enum

**SAS Name:**

**Tag Name:** UNDUP\_OLDINC

**Inherited Universe:** SKIPMID ne 1 and WEBEC ne 1

**Universe:** INTRO\_UNDUP when INCCOUNT eq 1 AND INTNMBR\_i eq 1-6 or\  
UNDUP\_CURINC AND INTNMBR\_i eq 1-6

**Universe Description:** INTRO\_UNDUP when only one incident reported for current enumeration and there is at least one incident from a previous enumeration as determined by the first variable for the first incident on RT 8502:5 being filled OR\  
DUP\_CURINC screen when finished reviewing all current enumeration incidents and there is at least one incident from a previous enumeration as determined by the first variable for the first incident on RT 8502:5 being filled.

**Question Text:** [\\* Compare the incident data below. Do not discuss incidents with the respondent.](#)  
[\\* Is the incident on the left the same incident that is displayed on the right?](#)

**INCIDENT REPORTED DURING CURRENT ENUMERATION    INCIDENT  
REPORTED DURING PREVIOUS ENUMERATION**

Enum:^INTVNMBR Ln No.:^L\_NO Inc No.:^I\_PLN

Enum:^INPUT\_INTVNMBR Ln No.:^INPUT\_L\_NO Inc. No.:^INPUT\_I\_PLN

MONTH:^SUM\_INCMONTH

MONTH:^INPUT\_INCMONTH

WHERE:^SUM\_WHEREOCC

WHERE:^INPUT\_WHEREOCC

^SUM\_WHO\_UNDUP^SUM\_PRESENCE

^INPUT\_WHO\_UNDUP^INPUT\_PRESENCE\_UNDUP

WEAPON:^SUM\_WEAPON

WEAPON:^INPUT\_WEAPON

^SUM\_ATTACK\_TRY\_THREAT ^SUM\_ATT\_TRY\_THRTREASONS

^INPUT\_ATTACK\_TRY\_THREAT^INPUT\_ATT\_TRY\_THRTREASONS

^SUM\_THEFT\_ATTTHEFT^SUM\_THEFT\_ATTTHEFTITEMS

^INPUT\_THEFT\_ATTTHEFT^INPUT\_THEFT\_ATTTHEFTITEMS

SUMMARY:

^INCSUMMARY

SUMMARY:

^INPUT\_INCSUMMARY



**Fills:** INTVNMBR

**Instructions:** Fill INTVNMBR with the value in the variable INTNMBR

**Fills:** L\_NO

**Instructions:** Fill L\_NO based on the variable L\_NO from the instrument

**Fills:** I\_PLN

**Instructions:** Fill I\_PLN with the value in the variable incident\_personCount (incident number for current respondent).

Fill based on the incident number of the current respondent. So if Line 1 has one incident the value in incident\_personCount for that respondent would eq 1. If Line 2 has three incidents the value in incident\_personCount for that respondent would be filled as: the first incident incident\_personCount eq 1, the second incident incident\_personCount eq 2, the third incident incident\_personCount eq 3.

This is person based, not household based.

**Fills:** INPUT\_INTVNMBR

**Instructions:** Fill INPUT\_INTVNMBR from INTNMBR\_i on the input file

**Fills:** INPUT\_L\_NO

**Instructions:** Fill INPUT\_L\_NO based on the variable L\_NO\_i from input

**Fills:** INPUT\_I\_PLN

**Instructions:** Fill INPUT\_I\_PLN with the value in the variable I\_PLN\_i.

Fill based on the incident number of the current respondent. So if Line 1 has one incident the value in incident\_personCount for that respondent would eq 1. If Line 2 has three incidents the value in incident\_personCount for that respondent would be filled as: the first incident incident\_personCount eq 1, the second incident incident\_personCount eq 2, the third incident incident\_personCount eq 3.

This is person based, not household based.

**Fills:** SUM\_INCMONTH

**Instructions:** Fill SUM\_INCMONTH with INCIDENTDATE

**Fills:** INPUT\_INCMONTH

**Instructions:** Fill INPUT\_INCMONTH with INCIDENTDATE\_i

**Fills:** SUM\_WHEREOCC

**Instructions:** If LOCATION\_1 eq 11 fill SUM\_WHEREOCC with "In own dwelling/att garage."

Elseif LOCATION\_1 eq 12 fill SUM\_WHEREOCC with "In detached bldg. on prop."

Elseif LOCATION\_1 eq 13 fill SUM\_WHEREOCC with "In vacation home."

Elseif LOCATION\_1 eq 14 fill SUM\_WHEREOCC with "In hotel room."

Elseif LOCATION\_1 eq 15 fill SUM\_WHEREOCC with "Own yard/driveway."

Elseif LOCATION\_1 eq 16 fill SUM\_WHEREOCC with "Apt. hall/storage."

Elseif LOCATION\_1 eq 17 fill SUM\_WHEREOCC with "On street adjacent to home."

Elseif LOCATION\_1 eq 18 fill SUM\_WHEREOCC with "At/in home of friend."

Elseif LOCATION\_1 eq 19 fill SUM\_WHEREOCC with "Yard/driveway of friend."

Elseif LOCATION\_1 eq 20 fill SUM\_WHEREOCC with "Apt. hall of friend."

Elseif LOCATION\_1 eq 21 fill SUM\_WHEREOCC with "On street adjacent to friends home."

Elseif LOCATION\_1 eq 22 fill SUM\_WHEREOCC with "Inside restaurant."

Elseif LOCATION\_1 eq 23 fill SUM\_WHEREOCC with "Inside bank."

Elseif LOCATION\_1 eq 24 fill SUM\_WHEREOCC with "Inside gas station."

Elseif LOCATION\_1 eq 25 fill SUM\_WHEREOCC with "Inside other commercial bldg."

Elseif LOCATION\_1 eq 26 fill SUM\_WHEREOCC with "Inside office."

Elseif LOCATION\_1 eq 27 fill SUM\_WHEREOCC with "Inside factory/warehouse."

Elseif LOCATION\_1 eq 28 fill SUM\_WHEREOCC with "Commercial parking lot."

Elseif LOCATION\_1 eq 29 fill SUM\_WHEREOCC with "Noncommercial parking lot."

Elseif LOCATION\_1 eq 30 fill SUM\_WHEREOCC with "Apt./townhouse parking lot."

Elseif LOCATION\_1 eq 31 fill SUM\_WHEREOCC with "Inside school building."

Elseif LOCATION\_1 eq 32 fill SUM\_WHEREOCC with "On school property."

Elseif LOCATION\_1 eq 33 fill SUM\_WHEREOCC with "In apt. yard/park."

Elseif LOCATION\_1 eq 34 fill SUM\_WHEREOCC with "On street."

Elseif LOCATION\_1 eq 35 fill SUM\_WHEREOCC with "On public transportation."

Elseif LOCATION\_1 eq 36 fill SUM\_WHEREOCC with "Other."

Elseif LOCATION\_1 eq 98 fill SUM\_WHEREOCC with "Refused."

Elseif LOCATION\_1 eq 99 fill SUM\_WHEREOCC with "Don't know."

**Fills: INPUT\_WHEREOCC**

**Instructions: If LOCATION\_i eq 11 fill INPUT\_WHEREOCC with "In own dwelling/att garage."**

**Elseif LOCATION\_i eq 12 fill INPUT\_WHEREOCC with "In detached bldg. on prop."**

**Elseif LOCATION\_i eq 13 fill INPUT\_WHEREOCC with "In vacation home."**

**Elseif LOCATION\_i eq 14 fill INPUT\_WHEREOCC with "In hotel room."**

**Elseif LOCATION\_i eq 15 fill INPUT\_WHEREOCC with "Own yard/driveway."**

**Elseif LOCATION\_i eq 16 fill INPUT\_WHEREOCC with "Apt. hall/storage."**

**Elseif LOCATION\_i eq 17 fill INPUT\_WHEREOCC with "On street adjacent to home."**

**Elseif LOCATION\_i eq 18 fill INPUT\_WHEREOCC with "At/in home of friend."**

**Elseif LOCATION\_i eq 19 fill INPUT\_WHEREOCC with "Yard/driveway of friend."**

**Elseif LOCATION\_i eq 20 fill INPUT\_WHEREOCC with "Apt. hall of friend."**

**Elseif LOCATION\_i eq 21 fill INPUT\_WHEREOCC with "On street adjacent to friends home."**

**Elseif LOCATION\_i eq 22 fill INPUT\_WHEREOCC with "Inside restaurant."**

**Elseif LOCATION\_i eq 23 fill INPUT\_WHEREOCC with "Inside bank."**

**Elseif LOCATION\_i eq 24 fill INPUT\_WHEREOCC with "Inside gas station."**

**Elseif LOCATION\_i eq 25 fill INPUT\_WHEREOCC with "Inside other commercial bldg."**

**Elseif LOCATION\_i eq 26 fill INPUT\_WHEREOCC with "Inside office."**

**Elseif LOCATION\_i eq 27 fill INPUT\_WHEREOCC with "Inside factory/warehouse."**

**Elseif LOCATION\_i eq 28 fill INPUT\_WHEREOCC with "Commercial parking lot."**

**Elseif LOCATION\_i eq 29 fill INPUT\_WHEREOCC with "Noncommercial parking lot."**

**Elseif LOCATION\_i eq 30 fill INPUT\_WHEREOCC with "Apt./townhouse parking lot."**

**Elseif LOCATION\_i eq 31 fill INPUT\_WHEREOCC with "Inside school building."**

**Elseif LOCATION\_i eq 32 fill INPUT\_WHEREOCC with "On school property."**

**Elseif LOCATION\_i eq 33 fill INPUT\_WHEREOCC with "In apt. yard/park."**

**Elseif LOCATION\_i eq 34 fill INPUT\_WHEREOCC with "On street."**

**Elseif LOCATION\_i eq 35 fill INPUT\_WHEREOCC with "On public transportation."**

**Elseif LOCATION\_i eq 36 fill INPUT\_WHEREOCC with "Other."**

**Elseif LOCATION\_i eq 98 fill INPUT\_WHEREOCC with "Refused."**

**Elseif LOCATION\_i eq 99 fill INPUT\_WHEREOCC with "Don't know."**

**Fills: SUM\_WHO\_UNDUP**

**Instructions: If WHICHMEMBER eq 1, 2, DK, RF fill SUM\_WHO with "Respondent"**

**Else leave SUM\_WHO blank**

**Fills: SUM\_PRESENCE**

**Instructions: If HHMEMBERPRESENT eq 2 fill SUM\_PRESENCE with "and other HHL D**

member(s) not present."

Elseif HHMEMBERPRESENT eq 1 AND WHICHMEMBER eq 1 fill  
SUM\_PRESENCE with "was present."

Elseif HHMEMBERPRESENT eq 1 AND WHICHMEMBER eq 2 fill  
SUM\_PRESENCE with "and other HHL D member(s) present."

Elseif HHMEMBERPRESENT eq 1 AND WHICHMEMBER eq 3 fill  
SUM\_PRESENCE with "Only other HHL D member(s) present."

**Fills:** INPUT\_WHO\_UNDUP

**Instructions:** If WHICHMEMBER\_i eq 1, 2, DK, RF fill INPUT\_WHO\_UNDUP with "Respondent"  
Else leave INPUT\_WHO\_UNDUP blank

**Fills:** INPUT\_PRESENCE\_UNDUP

**Instructions:** If WHICHMEMBER\_i eq 1 fill INPUT\_PRESENCE\_UNDUP with "was present."  
Elseif WHICHMEMBER\_i eq 2 fill INPUT\_PRESENCE\_UNDUP with "and other  
HHL D member(s) present."  
Elseif WHICHMEMBER\_i eq 3 fill INPUT\_PRESENCE\_UNDUP with "Only other  
HHL D member(s) present."  
Else fill INPUT\_PRESENCE\_UNDUP with "and other HHL D member(s) not  
present."

**Fills:** SUM\_WEAPON

**Instructions:** If WEAPONPRESENT eq 1 AND WEAPON eq 1 fill SUM\_WEAPON with "Hand  
gun, "  
If WEAPONPRESENT eq 1 AND WEAPON eq 2 fill SUM\_WEAPON with "Other  
gun, "  
If WEAPONPRESENT eq 1 AND WEAPON eq 3 fill SUM\_WEAPON with "Knife, "  
If WEAPONPRESENT eq 1 AND WEAPON eq 4 fill SUM\_WEAPON with "Other  
sharp object, "  
If WEAPONPRESENT eq 1 AND WEAPON eq 5 fill SUM\_WEAPON with "Blunt  
object, "  
If WEAPONPRESENT eq 1 AND WEAPON eq 6 fill SUM\_WEAPON with "Other"  
Else fill SUM\_WEAPON with "No weapon present"

This fill should display all weapons marked in the field WEAPON

**Fills:** INPUT\_WEAPON

**Instructions:** If WEAPON\_1\_i eq 1 fill INPUT\_WEAPON with "Hand gun, "  
If WEAPON\_2\_i eq 2 fill INPUT\_WEAPON with "Other gun, "  
If WEAPON\_3\_i eq 3 fill INPUT\_WEAPON with "Knife, "  
If WEAPON\_4\_i eq 4 fill INPUT\_WEAPON with "Other sharp object, "  
If WEAPON\_5\_i eq 5 fill INPUT\_WEAPON with "Blunt object, "

---

If WEAPON\_6\_i eq 6 fill INPUT\_WEAPON with "Other"  
Else fill INPUT\_WEAPON with "No weapon present"

This fill should display all weapons marked in the input fields WEAPON\_1\_i through WEAPON\_6\_i

**Fills:** SUM\_ATTACK\_TRY\_THREAT

**Instructions:** If ATTACK eq 1 fill SUM\_ATTACK\_TRY\_THREAT with "ATTACKED: "  
Elseif TRYATTACK eq 1 fill SUM\_ATTACK\_TRY\_THREAT with "TRIED TO ATTACK: "  
Elseif THREATEN eq 1 fill SUM\_ATTACK\_TRY\_THREAT with "THREATENED: "  
Else fill SUM\_ATTACK\_TRY\_THREAT with "Not attacked and not threatened"

**Fills:** SUM\_ATT\_TRY\_THRTREASONS

**Instructions:** If HOWTRYATTACK eq 11 fill SUM\_ATT\_TRY\_THRTREASONS with "Verbal threat-rape, "  
If HOWTRYATTACK eq 12 fill SUM\_ATT\_TRY\_THRTREASONS with "Verbal threat-kill, "  
If HOWTRYATTACK eq 13 fill SUM\_ATT\_TRY\_THRTREASONS with "Verbal threat-attack, "  
If HOWTRYATTACK eq 14 fill SUM\_ATT\_TRY\_THRTREASONS with "Verbal threat-sex. assault, "  
If HOWTRYATTACK eq 15 fill SUM\_ATT\_TRY\_THRTREASONS with "Unwanted sexual contct-force, "  
If HOWTRYATTACK eq 16 fill SUM\_ATT\_TRY\_THRTREASONS with "Unwanted sexual contct-no force, "  
If HOWTRYATTACK eq 17 fill SUM\_ATT\_TRY\_THRTREASONS with "Weapon present, "  
If HOWTRYATTACK eq 18 fill SUM\_ATT\_TRY\_THRTREASONS with "Shot at, "  
If HOWTRYATTACK eq 19 fill SUM\_ATT\_TRY\_THRTREASONS with "Atmpt attack w/ knife, "  
If HOWTRYATTACK eq 20 fill SUM\_ATT\_TRY\_THRTREASONS with "Atmpt attack w/ oth weapon, "  
If HOWTRYATTACK eq 21 fill SUM\_ATT\_TRY\_THRTREASONS with "Object thrown, "  
If HOWTRYATTACK eq 22 fill SUM\_ATT\_TRY\_THRTREASONS with "Followed/surrounded, "  
If HOWTRYATTACK eq 23 fill SUM\_ATT\_TRY\_THRTREASONS with "Tried to hit, "  
If HOWTRYATTACK eq 24 fill SUM\_ATT\_TRY\_THRTREASONS with "Other"  
  
Else if HOWTHREATEN eq 11 fill SUM\_ATT\_TRY\_THRTREASONS with "Verbal threat-rape, "  
If HOWTHREATEN eq 12 fill SUM\_ATT\_TRY\_THRTREASONS with "Verbal threat-kill. "

---

If HOWTHREATEN eq 13 fill SUM\_ATT\_TRY\_THRTREASONS with "Verbal threat-attack, "  
If HOWTHREATEN eq 14 fill SUM\_ATT\_TRY\_THRTREASONS with "Verbal threat-sex. assault, "  
If HOWTHREATEN eq 15 fill SUM\_ATT\_TRY\_THRTREASONS with "Unwanted sexual contct-force, "  
If HOWTHREATEN eq 16 fill SUM\_ATT\_TRY\_THRTREASONS with "Unwanted sexual contct-no force, "  
If HOWTHREATEN eq 17 fill SUM\_ATT\_TRY\_THRTREASONS with "Weapon present, "  
If HOWTHREATEN eq 18 fill SUM\_ATT\_TRY\_THRTREASONS with "Shot at, "  
If HOWTHREATEN eq 19 fill SUM\_ATT\_TRY\_THRTREASONS with "Atmpt attack w/ knife, "  
If HOWTHREATEN eq 20 fill SUM\_ATT\_TRY\_THRTREASONS with "Atmpt attack w/ oth weapon, "  
If HOWTHREATEN eq 21 fill SUM\_ATT\_TRY\_THRTREASONS with "Object thrown, "  
If HOWTHREATEN eq 22 fill SUM\_ATT\_TRY\_THRTREASONS with "Followed/surrounded, "  
If HOWTHREATEN eq 23 fill SUM\_ATT\_TRY\_THRTREASONS with "Tried to hit, "  
If HOWTHREATEN eq 24 fill SUM\_ATT\_TRY\_THRTREASONS with "Other"

If HOWATTACK eq 11 fill SUM\_ATT\_TRY\_THRTREASONS with "Raped, "  
If HOWATTACK eq 12 fill SUM\_ATT\_TRY\_THRTREASONS with "Tried to rape, "  
If HOWATTACK eq 13 fill SUM\_ATT\_TRY\_THRTREASONS with "Sex. assault-not rape, "  
If HOWATTACK eq 14 fill SUM\_ATT\_TRY\_THRTREASONS with "Shot, "  
If HOWATTACK eq 15 fill SUM\_ATT\_TRY\_THRTREASONS with "Shot at-missed, "  
If HOWATTACK eq 16 fill SUM\_ATT\_TRY\_THRTREASONS with "Hit with gun in hand, "  
If HOWATTACK eq 17 fill SUM\_ATT\_TRY\_THRTREASONS with "Stabbed/cut w/ knife, "  
If HOWATTACK eq 18 fill SUM\_ATT\_TRY\_THRTREASONS with "Atmpt attack w/ knife, "  
If HOWATTACK eq 19 fill SUM\_ATT\_TRY\_THRTREASONS with "Hit by object in hand, "  
If HOWATTACK eq 20 fill SUM\_ATT\_TRY\_THRTREASONS with "Hit by thrown object, "  
If HOWATTACK eq 21 fill SUM\_ATT\_TRY\_THRTREASONS with "Atmpt attack w/ oth weapon, "  
If HOWATTACK eq 22 fill SUM\_ATT\_TRY\_THRTREASONS with "Hit, knocked down, "  
If HOWATTACK eq 23 fill SUM\_ATT\_TRY\_THRTREASONS with "Grabbed/held, "  
If HOWATTACK eq 24 fill SUM\_ATT\_TRY\_THRTREASONS with "Other"  
Else leave SUM\_ATT\_TRY\_THRTREASONS blank.

---

---

**Fills: INPUT\_ATTACK\_TRY\_THREAT**

**Instructions: If ATTACK\_i eq 1 fill INPUT\_ATTACK\_TRY\_THREAT with "ATTACKED: "  
Elseif TRYATTACK\_i eq 1 fill INPUT\_ATTACK\_TRY\_THREAT with "TRIED TO  
ATTACK: "  
Elseif THREATEN\_i eq 1 fill INPUT\_ATTACK\_TRY\_THREAT with  
"THREATENED: "  
Else fill INPUT\_ATTACK\_TRY\_THREAT with "Not attacked and not threatened"**

**Fills: INPUT\_ATT\_TRY\_THRTREASONS**

**Instructions: If HOWTRYATTACK\_i eq 11 fill INPUT\_ATT\_TRY\_THRTREASONS with "Verbal  
threat-rape, "  
If HOWTRYATTACK\_i eq 12 fill INPUT\_ATT\_TRY\_THRTREASONS with "Verbal  
threat-kill, "  
If HOWTRYATTACK\_i eq 13 fill INPUT\_ATT\_TRY\_THRTREASONS with "Verbal  
threat-attack, "  
If HOWTRYATTACK\_i eq 14 fill INPUT\_ATT\_TRY\_THRTREASONS with "Verbal  
threat-sex. assault, "  
If HOWTRYATTACK\_i eq 15 fill INPUT\_ATT\_TRY\_THRTREASONS with  
"Unwanted sexual contct-force, "  
If HOWTRYATTACK\_i eq 16 fill INPUT\_ATT\_TRY\_THRTREASONS with  
"Unwanted sexual contct-no force, "  
If HOWTRYATTACK\_i eq 17 fill INPUT\_ATT\_TRY\_THRTREASONS with  
"Weapon present, "  
If HOWTRYATTACK\_i eq 18 fill INPUT\_ATT\_TRY\_THRTREASONS with "Shot at,  
"  
If HOWTRYATTACK\_i eq 19 fill INPUT\_ATT\_TRY\_THRTREASONS with "Atmpt  
attack w/ knife, "  
If HOWTRYATTACK\_i eq 20 fill INPUT\_ATT\_TRY\_THRTREASONS with "Atmpt  
attack w/ oth weapon, "  
If HOWTRYATTACK\_i eq 21 fill INPUT\_ATT\_TRY\_THRTREASONS with "Object  
thrown, "  
If HOWTRYATTACK\_i eq 22 fill INPUT\_ATT\_TRY\_THRTREASONS with  
"Followed/surrounded, "  
If HOWTRYATTACK\_i eq 23 fill INPUT\_ATT\_TRY\_THRTREASONS with "Tried to  
hit, "  
If HOWTRYATTACK\_i eq 24 fill INPUT\_ATT\_TRY\_THRTREASONS with "Other"**

**Else if HOWTHREATEN\_i eq 11 fill INPUT\_ATT\_TRY\_THRTREASONS with  
"Verbal threat-rape, "  
If HOWTHREATEN eq\_i 12 fill INPUT\_ATT\_TRY\_THRTREASONS with "Verbal  
threat-kill, "  
If HOWTHREATEN eq\_i 13 fill INPUT\_ATT\_TRY\_THRTREASONS with "Verbal  
threat-attack, "  
If HOWTHREATEN\_i eq 14 fill INPUT\_ATT\_TRY\_THRTREASONS with "Verbal  
threat-sex. assault, "  
If HOWTHREATEN\_i eq 15 fill INPUT\_ATT\_TRY\_THRTREASONS with**

"Unwanted sexual contct-force, "  
If HOWTHREATEN\_i eq 16 fill INPUT\_ATT\_TRY\_THRTREASONS with  
"Unwanted sexual contct-no force, "  
If HOWTHREATEN\_i eq 17 fill INPUT\_ATT\_TRY\_THRTREASONS with "Weapon  
present, "  
If HOWTHREATEN\_i eq 18 fill INPUT\_ATT\_TRY\_THRTREASONS with "Shot at, "  
If HOWTHREATEN\_i eq 19 fill INPUT\_ATT\_TRY\_THRTREASONS with "Atmpt  
attack w/ knife, "  
If HOWTHREATEN\_i eq 20 fill INPUT\_ATT\_TRY\_THRTREASONS with "Atmpt  
attack w/ oth weapon, "  
If HOWTHREATEN\_i eq 21 fill INPUT\_ATT\_TRY\_THRTREASONS with "Object  
thrown, "  
If HOWTHREATEN\_i eq 22 fill INPUT\_ATT\_TRY\_THRTREASONS with  
"Followed/surrounded, "  
If HOWTHREATEN\_i eq 23 fill INPUT\_ATT\_TRY\_THRTREASONS with "Tried to  
hit, "  
If HOWTHREATEN\_i eq 24 fill INPUT\_ATT\_TRY\_THRTREASONS with "Other"  
  
If HOWATTACK\_i eq 11 fill INPUT\_ATT\_TRY\_THRTREASONS with "Raped, "  
If HOWATTACK\_i eq 12 fill INPUT\_ATT\_TRY\_THRTREASONS with "Tried to  
rape, "  
If HOWATTACK\_i eq 13 fill INPUT\_ATT\_TRY\_THRTREASONS with "Sex.  
assault-not rape, "  
If HOWATTACK\_i eq 14 fill INPUT\_ATT\_TRY\_THRTREASONS with "Shot, "  
If HOWATTACK\_i eq 15 fill INPUT\_ATT\_TRY\_THRTREASONS with "Shot  
at-missed, "  
If HOWATTACK\_i eq 16 fill INPUT\_ATT\_TRY\_THRTREASONS with "Hit with gun  
in hand, "  
If HOWATTACK\_i eq 17 fill INPUT\_ATT\_TRY\_THRTREASONS with "Stabbed/cut  
w/ knife, "  
If HOWATTACK\_i eq 18 fill INPUT\_ATT\_TRY\_THRTREASONS with "Atmpt  
attack w/ knife, "  
If HOWATTACK\_i eq 19 fill INPUT\_ATT\_TRY\_THRTREASONS with "Hit by  
object in hand, "  
If HOWATTACK\_i eq 20 fill INPUT\_ATT\_TRY\_THRTREASONS with "Hit by  
thrown object, "  
If HOWATTACK\_i eq 21 fill INPUT\_ATT\_TRY\_THRTREASONS with "Atmpt  
attack w/ oth weapon, "  
If HOWATTACK\_i eq 22 fill INPUT\_ATT\_TRY\_THRTREASONS with "Hit,  
knocked down, "  
If HOWATTACK\_i eq 23 fill INPUT\_ATT\_TRY\_THRTREASONS with  
"Grabbed/held, "  
If HOWATTACK\_i eq 24 fill INPUT\_ATT\_TRY\_THRTREASONS with "Other"  
Else leave INPUT\_ATT\_TRY\_THRTREASONS blank.

Fills: SUM\_THEFT\_ATTTHEFT



---

**Instructions:** If THEFT eq 1 fill SUM\_THEFT\_ATTTHEFT with "STOLE: "  
Elseif ATTEMPTTHEFT eq 1 fill SUM\_THEFT\_ATTTHEFT with "TRIED TO  
STEAL: "  
Else fill SUM\_THEFT\_ATTTHEFT with "Nothing taken and no attempt to take  
anything"

**Fills:** SUM\_THEFT\_ATTTHEFTITEMS

**Instructions:** If ATTEMPTTHEFTWHAT eq 11 fill SUM\_THEFT\_ATTTHEFTITEMS with "Cash, "  
If ATTEMPTTHEFTWHAT eq 12 fill SUM\_THEFT\_ATTTHEFTITEMS with "Purse,  
"  
If ATTEMPTTHEFTWHAT eq 13 fill SUM\_THEFT\_ATTTHEFTITEMS with "Wallet,  
"  
If ATTEMPTTHEFTWHAT eq 14 fill SUM\_THEFT\_ATTTHEFTITEMS with "Credit  
cards, "  
If ATTEMPTTHEFTWHAT eq 15 fill SUM\_THEFT\_ATTTHEFTITEMS with "Car, "  
If ATTEMPTTHEFTWHAT eq 16 fill SUM\_THEFT\_ATTTHEFTITEMS with "Other  
motor vehicle, "  
If ATTEMPTTHEFTWHAT eq 17 fill SUM\_THEFT\_ATTTHEFTITEMS with "Part of  
motor vehicle, "  
If ATTEMPTTHEFTWHAT eq 18 fill SUM\_THEFT\_ATTTHEFTITEMS with  
"Gasoline, "  
If ATTEMPTTHEFTWHAT eq 19 fill SUM\_THEFT\_ATTTHEFTITEMS with  
"Bicycle, "  
If ATTEMPTTHEFTWHAT eq 20 fill SUM\_THEFT\_ATTTHEFTITEMS with  
"TV/DVD/stereo, "  
If ATTEMPTTHEFTWHAT eq 21 fill SUM\_THEFT\_ATTTHEFTITEMS with  
"Silver/china, "  
If ATTEMPTTHEFTWHAT eq 22 fill SUM\_THEFT\_ATTTHEFTITEMS with "Other  
HHLD furn., "  
If ATTEMPTTHEFTWHAT eq 23 fill SUM\_THEFT\_ATTTHEFTITEMS with  
"Personal effects, "  
If ATTEMPTTHEFTWHAT eq 24 fill SUM\_THEFT\_ATTTHEFTITEMS with "Hand  
gun, "  
If ATTEMPTTHEFTWHAT eq 25 fill SUM\_THEFT\_ATTTHEFTITEMS with "Other  
firearm, "  
If ATTEMPTTHEFTWHAT eq 26 fill SUM\_THEFT\_ATTTHEFTITEMS with "Other, "  
  
Else if WHATWASTAKEN eq 11 fill SUM\_THEFT\_ATTTHEFTITEMS with "Cash, "  
If WHATWASTAKEN eq 12 fill SUM\_THEFT\_ATTTHEFTITEMS with "Purse, "  
If WHATWASTAKEN eq 13 fill SUM\_THEFT\_ATTTHEFTITEMS with "Wallet, "  
If WHATWASTAKEN eq 14 fill SUM\_THEFT\_ATTTHEFTITEMS with "Credit  
cards, "  
If WHATWASTAKEN eq 15 fill SUM\_THEFT\_ATTTHEFTITEMS with "Car, "  
If WHATWASTAKEN eq 16 fill SUM\_THEFT\_ATTTHEFTITEMS with "Other motor  
vehicle, "  
If WHATWASTAKEN eq 17 fill SUM\_THEFT\_ATTTHEFTITEMS with "Part of

motor vehicle, "  
If WHATWASTAKEN eq 18 fill SUM\_THEFT\_ATTTHEFTITEMS with "Unattach  
mv accessory, "  
If WHATWASTAKEN eq 19 fill SUM\_THEFT\_ATTTHEFTITEMS with "Gasoline, "  
If WHATWASTAKEN eq 20 fill SUM\_THEFT\_ATTTHEFTITEMS with "Bicycle, "  
If WHATWASTAKEN eq 21 fill SUM\_THEFT\_ATTTHEFTITEMS with  
"TV/DVD/stereo, "  
If WHATWASTAKEN eq 22 fill SUM\_THEFT\_ATTTHEFTITEMS with "Silver/china,  
"  
If WHATWASTAKEN eq 23 fill SUM\_THEFT\_ATTTHEFTITEMS with "Other HHL D  
furn., "  
If WHATWASTAKEN eq 24 fill SUM\_THEFT\_ATTTHEFTITEMS with "Portable  
electronic gear, "  
If WHATWASTAKEN eq 25 fill SUM\_THEFT\_ATTTHEFTITEMS with  
"Clothing/luggage, "  
If WHATWASTAKEN eq 26 fill SUM\_THEFT\_ATTTHEFTITEMS with  
"Jewelry/watch/keys, "  
If WHATWASTAKEN eq 27 fill SUM\_THEFT\_ATTTHEFTITEMS with "Collection  
of stamps, "  
If WHATWASTAKEN eq 28 fill SUM\_THEFT\_ATTTHEFTITEMS with "Toys/sports  
equip., "  
If WHATWASTAKEN eq 29 fill SUM\_THEFT\_ATTTHEFTITEMS with "Other pers.  
objects, "  
If WHATWASTAKEN eq 30 fill SUM\_THEFT\_ATTTHEFTITEMS with "Hand gun, "  
If WHATWASTAKEN eq 31 fill SUM\_THEFT\_ATTTHEFTITEMS with "Other  
firearm, "  
If WHATWASTAKEN eq 32 fill SUM\_THEFT\_ATTTHEFTITEMS with "Tools, "  
If WHATWASTAKEN eq 33 fill SUM\_THEFT\_ATTTHEFTITEMS with  
"Farm/garden produce, "  
If WHATWASTAKEN eq 34 fill SUM\_THEFT\_ATTTHEFTITEMS with  
"Animals-pet, "  
If WHATWASTAKEN eq 35 fill SUM\_THEFT\_ATTTHEFTITEMS with "Food or  
liquor, "  
If WHATWASTAKEN eq 36 fill SUM\_THEFT\_ATTTHEFTITEMS with "Other, "  
Else leave SUM\_THEFT\_ATTTHEFTITEMS blank

This fill should display all items marked in the field ATTEMPTTHEFTWHAT or  
WHATWASTAKEN

**Fills:** INPUT\_THEFT\_ATTTHEFT

**Instructions:** If THEFT\_i eq 1 fill INPUT\_THEFT\_ATTTHEFT with "STOLE: "

Elseif ATTEMPTTHEFT\_i eq 1 fill INPUT\_THEFT\_ATTTHEFT with "TRIED TO  
STEAL: "

Else fill INPUT\_THEFT\_ATTTHEFT with "Nothing taken and no attempt to take  
anything"

---

**Fills: INPUT\_THEFT\_ATTTHEFTITEMS**

**Instructions: If ATTEMPTTHEFTWHAT\_i eq 11 fill INPUT\_THEFT\_ATTTHEFTITEMS with "Cash, "**

**If ATTEMPTTHEFTWHAT\_i eq 12 fill INPUT\_THEFT\_ATTTHEFTITEMS with "Purse, "**

**If ATTEMPTTHEFTWHAT\_i eq 13 fill INPUT\_THEFT\_ATTTHEFTITEMS with "Wallet, "**

**If ATTEMPTTHEFTWHAT\_i eq 14 fill INPUT\_THEFT\_ATTTHEFTITEMS with "Credit cards, "**

**If ATTEMPTTHEFTWHAT\_i eq 15 fill INPUT\_THEFT\_ATTTHEFTITEMS with "Car, "**

**If ATTEMPTTHEFTWHAT\_i eq 16 fill INPUT\_THEFT\_ATTTHEFTITEMS with "Other motor vehicle, "**

**If ATTEMPTTHEFTWHAT\_i eq 17 fill INPUT\_THEFT\_ATTTHEFTITEMS with "Part of motor vehicle, "**

**If ATTEMPTTHEFTWHAT\_i eq 18 fill INPUT\_THEFT\_ATTTHEFTITEMS with "Gasoline, "**

**If ATTEMPTTHEFTWHAT\_i eq 19 fill INPUT\_THEFT\_ATTTHEFTITEMS with "Bicycle, "**

**If ATTEMPTTHEFTWHAT\_i eq 20 fill INPUT\_THEFT\_ATTTHEFTITEMS with "TV/DVD/stereo, "**

**If ATTEMPTTHEFTWHAT\_i eq 21 fill INPUT\_THEFT\_ATTTHEFTITEMS with "Silver/china, "**

**If ATTEMPTTHEFTWHAT\_i eq 22 fill INPUT\_THEFT\_ATTTHEFTITEMS with "Other HHL D furn., "**

**If ATTEMPTTHEFTWHAT\_i eq 23 fill INPUT\_THEFT\_ATTTHEFTITEMS with "Personal effects, "**

**If ATTEMPTTHEFTWHAT\_i eq 24 fill INPUT\_THEFT\_ATTTHEFTITEMS with "Hand gun, "**

**If ATTEMPTTHEFTWHAT\_i eq 25 fill INPUT\_THEFT\_ATTTHEFTITEMS with "Other firearm, "**

**If ATTEMPTTHEFTWHAT\_i eq 26 fill INPUT\_THEFT\_ATTTHEFTITEMS with "Other, "**

**Else if WHATWASTAKEN\_i eq 11 fill INPUT\_THEFT\_ATTTHEFTITEMS with "Cash, "**

**If WHATWASTAKEN\_i eq 12 fill INPUT\_THEFT\_ATTTHEFTITEMS with "Purse, "**

**If WHATWASTAKEN\_i eq 13 fill INPUT\_THEFT\_ATTTHEFTITEMS with "Wallet, "**

**If WHATWASTAKEN\_i eq 14 fill INPUT\_THEFT\_ATTTHEFTITEMS with "Credit cards, "**

**If WHATWASTAKEN\_i eq 15 fill INPUT\_THEFT\_ATTTHEFTITEMS with "Car, "**

**If WHATWASTAKEN\_i eq 16 fill INPUT\_THEFT\_ATTTHEFTITEMS with "Other motor vehicle, "**

**If WHATWASTAKEN\_i eq 17 fill INPUT\_THEFT\_ATTTHEFTITEMS with "Part of motor vehicle, "**

**If WHATWASTAKEN\_i eq 18 fill INPUT\_THEFT\_ATTTHEFTITEMS with "Unattach mv accessory, "**

---

If WHATWASTAKEN\_i eq 19 fill INPUT\_THEFT\_ATTTHEFTITEMS with "Gasoline, "  
If WHATWASTAKEN\_i eq 20 fill INPUT\_THEFT\_ATTTHEFTITEMS with "Bicycle, "  
If WHATWASTAKEN\_i eq 21 fill INPUT\_THEFT\_ATTTHEFTITEMS with "TV/DVD/stereo, "  
If WHATWASTAKEN\_i eq 22 fill INPUT\_THEFT\_ATTTHEFTITEMS with "Silver/china, "  
If WHATWASTAKEN\_i eq 23 fill INPUT\_THEFT\_ATTTHEFTITEMS with "Other HHLD furn., "  
If WHATWASTAKEN\_i eq 24 fill INPUT\_THEFT\_ATTTHEFTITEMS with "Portable electronic gear, "  
If WHATWASTAKEN\_i eq 25 fill INPUT\_THEFT\_ATTTHEFTITEMS with "Clothing/luggage, "  
If WHATWASTAKEN\_i eq 26 fill INPUT\_THEFT\_ATTTHEFTITEMS with "Jewelry/watch/keys, "  
If WHATWASTAKEN\_i eq 27 fill INPUT\_THEFT\_ATTTHEFTITEMS with "Collection of stamps, "  
If WHATWASTAKEN\_i eq 28 fill INPUT\_THEFT\_ATTTHEFTITEMS with "Toys/sports equip., "  
If WHATWASTAKEN\_i eq 29 fill INPUT\_THEFT\_ATTTHEFTITEMS with "Other pers. objects, "  
If WHATWASTAKEN\_i eq 30 fill INPUT\_THEFT\_ATTTHEFTITEMS with "Hand gun, "  
If WHATWASTAKEN\_i eq 31 fill INPUT\_THEFT\_ATTTHEFTITEMS with "Other firearm, "  
If WHATWASTAKEN\_i eq 32 fill INPUT\_THEFT\_ATTTHEFTITEMS with "Tools, "  
If WHATWASTAKEN\_i eq 33 fill INPUT\_THEFT\_ATTTHEFTITEMS with "Farm/garden produce, "  
If WHATWASTAKEN\_i eq 34 fill INPUT\_THEFT\_ATTTHEFTITEMS with "Animals-pet, "  
If WHATWASTAKEN\_i eq 35 fill INPUT\_THEFT\_ATTTHEFTITEMS with "Food or liquor, "  
If WHATWASTAKEN\_i eq 36 fill INPUT\_THEFT\_ATTTHEFTITEMS with "Other, "  
Else leave INPUT\_THEFT\_ATTTHEFTITEMS blank

This fill should display all items marked in the field ATTEMPTTHEFTWHAT\_i or WHATWASTAKEN\_i

**Fills:** INCSUMMARY

**Instructions:** Fill INCSUMMARY with the incident summary entered into the SUMMARY field for the incident being referenced.

**Fills:** INPUT\_INCSUMMARY

**Instructions:** Fill INPUT\_INCSUMMARY with the incident summary from the input fields

---

---

**SUMMARY\_1\_i, SUMMARY\_2\_i, SUMMARY\_3\_i, SUMMARY\_4\_i for the incident being referenced.**

**Type:** Enumerated  
**Length:** 1

**Answer List:** TYesNo

---

<b>Value:</b>	<b>Mnemonic:</b>	<b>Description:</b>
1	Yes	Yes
2	No	No

---

- Don't Know
- Refuse
- Empty

- On Input
- On Output

**Store Instructions:** If UNDUP\_OLDINC eq 1, store 1 in INC\_D (for the incident on the left)  
Add 1 to DUPCOUNT

If current incident is a duplicate of the first old incident, store the INTNMBR, L\_NO, and 96 (in the last 2 digits) in DUPWHICH

If current incident is a duplicate of the second old incident, store the INTNMBR, L\_NO, and 97 (in the last 2 digits) in DUPWHICH

If current incident is a duplicate of the third old incident, store the INTNMBR, L\_NO, and 98 (in the last 2 digits) in DUPWHICH

If current incident is a duplicate of the fourth old incident, store the INTNMBR, L\_NO, and 99 (in the last 2 digits) in DUPWHICH

**Array:**

**Special Instructions:** See prototype for setup.

The form pane for this screen should be a grid that displays the incidents to be compared. The grid rows should consist of the incidents that are "open" or deletable (i.e. the incident that is displayed on the left column in the info pane) and the columns should consist of the incidents displayed on the right, in the info pane (i.e. the incidents from input).

Whenever UNDUP\_OLDINC eq 1 the row incident/the incident in the left column in the info pane is the incident that will be flagged for deletion.

After reviewing an incident (entering 2, "not a dup"), the cursor should move across

the row to the right to review the next incident to the current incident, then when done with that incident/row it should move to the next incident/row and repeat the review of incidents until no more incidents to review.

After reviewing an incident (entering 1 "is a dup"), the cursor should move to the next incident/row and repeat the review of incidents until no more incidents to review (If an incident is flagged as a duplicate incident, it does not need to be reviewed against any remaining old incidents).

02/01/10 updated the fill names in SPIDER for the incidents from input since they reference different variables than the currently reported incidents. The instrument is working correctly, so no new Change Requests were generated for this update.

**Skip Instructions:** UNDUP\_DONE

Field

**UNDUP\_DONE**  
BUndup.UNDUP\_DONE

**Description:** Screen that tells the interviewer they are done with the unduplication section for the current respondent

**Form Pane Label:** Undup Done

**SAS Name:**

**Tag Name:** UNDUP\_DONE

**Inherited Universe:** SKIPMID ne 1 and WEBEC ne 1

**Universe:** UNDUP\_CURINC and INTNMBR\_i is 'empty' (from the input file RT8502:5) or\  
UNDUP\_OLDINC (finished reviewing current enumeration incidents against old incidents)

**Universe Description:**

**Question Text:** \* THIS PERSON DOES NOT HAVE ANY MORE INCIDENTS TO REVIEW,  
CONTINUE WITH THE INTERVIEW.

**Type:** Enumerated

**Length:** 1

**Answer List:** Enter\_1\_ To\_Continue

Value:	Mnemonic:	Description:
1		Enter 1 to Continue

- Don't Know
- Refuse
- Empty

- On Input
- On Output

**Array:**

**Skip Instructions:** If AGER ge 4 goto JOBLASTWEEK  
Else goto NEXTPERSON

---

## CountCompleteIncidents

---

Field

**Description:** Counter of in range and valid incidents

**Tab Name:**

**Fly Over Name:**

**Universe Type:** If

**Inherited Universe:**

**Universe:**

**Universe Description:**

**Array:**

**Instructions:** Counter is incremented if IncidentIntro = Continue AND IncidentProbe <> No AND SkipOut <>  
1 AND Dup <> 2 AND Dup <> 3



---

## 2016 Core change questions

Block

2016 Core change questions

---

**Description:** Block includes citizenship, sexual orientation, gender identity, veterans status, employment, and income

**Tab Name:**

**Fly Over Name:**

**Universe Type:** If

**Inherited Universe:**

**Universe:**

**Universe Description:**

**Array:**

**Block Instructions:** If the question is not being asked in the current enumeration, output the response from the last time the question was asked in the respective "\_I" output variable. If the question was asked at anytime, any subsequent outputs should have that answer until the question is asked again, and the response will be replaced



Field

## INTRO\_SOCIO\_DEMO

2016 Core change questions.INTRO\_SOCIO\_DEMO

**Description:** Introduction statement to the 2016 NCVS Socio demographic questions.

**Form Pane Label:** Intro to socio demo?

**SAS Name:** INTRO SOCIO DEMO

**Tag Name:** INTRO\_SOCIO\_DEMO

**Inherited Universe:**

**Universe:** AGER eq 2-9 AND

((INCSAM eq 1 or (INCSAM eq 0 and INTNMBR (RT2501:6-7) eq 1,3,5,7) or (INCSAM eq 0 and REPLCE eq 1)) or (INTNMBR eq 2,4,6 and (DISABILITY\_i (RT8501:116) eq empty or CITIZENSHIPSTATUS\_i (RT8501:118) eq 5, DK, RF, or empty)))

OR

((AGER eq 2-6 and AGE ge15) or (AGER eq 4-6)) AND  
(INTNMBR eq 2,4,6 and INDEPENDENT\_i (RT8501:117) eq empty)

OR

(SELFPROXY ne 4 and (AGER eq 4-6)) AND  
(INTNMBR (RT2501:6-7) eq 2,4,6 and (((SEX eq 1 and ORIENTMALE\_i (RT8501:119) eq empty) or (SEX eq 2, DK, RF and ORIENTFEMALE\_i (RT8501:120) eq empty)) or GENID\_i (RT8501:121) eq empty))

OR

(INTNMBR (RT2501:6-7) eq 2,4,6 and ((AGER eq 5 and AGE le 39) or (AGER eq 5 and AGERNG eq 5,6,7) and ACTIVEDUTYSTATUS\_i (RT8501:123) eq 1) or  
INTNMBR (RT2501:6-7) eq 2,4,6 and ((AGER eq 5-6) and ACTIVEDUTYSTATUS\_i (RT8501:122) eq DK, RF or empty))

OR

[NO\_CRIMES = 1 and AGE ge 16] or  
[CRIME\_END = 1 and INCCOUNT lt 2 and I\_32a\_1 is blank and AGE ge 16] or  
[UNDUP\_DONE and AGE ge 16]

**Universe Description:**

**Question Text:** Now we have some questions about ^YOUR\_NAME\_S demographic characteristics.

**Fills:** YOUR\_NAME\_S

**Instructions:** If SELFPROXY eq 2 fill YOUR\_NAME\_S with "your" Else fill YOUR\_NAME\_S with RESPONDENTNAME's. (If SELFPROXY ne 2 the fill should be the respondent's name plus 's)

**Type:** Enumerated

**Length:** 1

---

**Answer List:** Enter\_1\_ To\_Continue

---

<b>Value:</b>	<b>Mnemonic:</b>	<b>Description:</b>
1		Enter 1 to Continue

---

- Don't Know
- Refuse
- Empty

- On Input
- On Output

**Array:**

---

**Block**

**Disability**

2016 Core change questions.Disability

---

**Description:** Disability

**Tab Name:**

**Fly Over Name:**

**Universe Type:** If

**Inherited Universe:**

**Universe:** AGER eq 2-9 AND

((INCSAM eq 1 or (INCSAM eq 0 and INTNMBR (RT2501:6-7) eq 1,3,5,7) or  
(INCSAM eq 0 and REPLCE eq 1)) or (INTNMBR eq 2,4,6 and DISABILITY\_i  
(RT8501:116) eq empty))

**Universe Description:** Ask at interviews 1,3,5,7;

Ask if aged in, HH replaced, or if person is new to HH;

Do not ask if DK/RF at prior interview;

Proxys allowed.

Ages 12+ for disability questions, including DK/RF

**Array:**

**Block Instructions:**

---

## HEARING

Field

2016 Core change questions.Disability.HEARING

---

**Description:** Hearing impairment

**Form Pane Label:** Hearing Impaired?

**SAS Name:** HEARING

**Tag Name:** HEARING

**Inherited Universe:** AGER eq 2-9 AND

((INCSAM eq 1 or (INCSAM eq 0 and INTNMBR (RT2501:6-7) eq 1,3,5,7) or  
(INCSAM eq 0 and REPLCE eq 1)) or (INTNMBR eq 2,4,6 and DISABILITY\_i  
(RT8501:116) eq empty))

**Universe:**

**Universe Description:**

**Question Text:** ^ARE\_IS ^YOU\_NAME deaf or ^DO\_DOES ^YOU\_HE\_SHE have serious  
difficulty hearing?

**Fills:** YOU\_NAME

**Instructions:** If SELFPROXY eq 2 fill YOU\_NAME with "you"  
Else fill YOU\_NAME with ^NAME.

**Fills:** YOU\_HE\_SHE

**Instructions:** If SELFPROXY eq 2 fill YOU\_HE\_SHE with "you"  
Elseif SELFPROXY eq 4 AND SEX eq 1 fill YOU\_HE\_SHE with "he"  
Elseif SELFPROXY eq 4 AND SEX eq 2 fill YOU\_HE\_SHE with "she"  
Elseif SELFPROXY eq 4 AND SEX is blank fill YOU\_HE\_SHE with ^NAME.

**Fills:** ARE\_IS

**Instructions:** If SELFPROXY eq 2 fill ARE\_IS with "are"  
Else fill ARE\_IS with "is".

**Fills:** DO\_DOES

**Instructions:** If SELFPROXY eq 2 fill DO\_DOES with "do"  
Else fill DO\_DOES with "does".

**Type:** Enumerated

**Length:** 1

---

**Answer List:** TYesNo

---

<b>Value:</b>	<b>Mnemonic:</b>	<b>Description:</b>
1	Yes	Yes
2	No	No

---

- Don't Know
- Refuse
- Empty

- On Input
- On Output

**Store Instructions:** Store HEARING in MHEARING

**Array:**

**Special Instructions:** If this question is on path, the input value should not be prefilled in the question or on output. The new value will replace the input value.

If this question is not on path, the input value should be outputted

**Skip Instructions:** VISION

---

## VISION

Field

2016 Core change questions.Disability.VISION

---

**Description:** Vision Impaired

**Form Pane Label:** Vision Impaired?

**SAS Name:** VISION

**Tag Name:** VISION

**Inherited Universe:** AGER eq 2-9 AND

((INCSAM eq 1 or (INCSAM eq 0 and INTNMBR (RT2501:6-7) eq 1,3,5,7) or  
(INCSAM eq 0 and REPLCE eq 1)) or (INTNMBR eq 2,4,6 and DISABILITY\_i  
(RT8501:116) eq empty))

**Universe:**

**Universe Description:**

**Question Text:** ^ARE\_IS ^YOU\_NAME blind or ^DO\_DOES ^YOU\_HE\_SHE have serious  
difficulty seeing even when wearing glasses?

**Fills:** YOU\_NAME

**Instructions:** If SELFPROXY eq 2 fill YOU\_NAME with "you"  
Else fill YOU\_NAME with ^NAME.

**Fills:** YOU\_HE\_SHE

**Instructions:** If SELFPROXY eq 2 fill YOU\_HE\_SHE with "you"  
Elseif SELFPROXY eq 4 AND SEX eq 1 fill YOU\_HE\_SHE with "he"  
Elseif SELFPROXY eq 4 AND SEX eq 2 fill YOU\_HE\_SHE with "she"  
Elseif SELFPROXY eq 4 AND SEX is blank fill YOU\_HE\_SHE with ^NAME.

**Fills:** ARE\_IS

**Instructions:** If SELFPROXY eq 2 fill ARE\_IS with "are"  
Else fill ARE\_IS with "is".

**Fills:** DO\_DOES

**Instructions:** If SELFPROXY eq 2 fill DO\_DOES with "do"  
Else fill DO\_DOES with "does".

**Type:** Enumerated

**Length:** 1



---

**Answer List:** TYesNo

---

<b>Value:</b>	<b>Mnemonic:</b>	<b>Description:</b>
1	Yes	Yes
2	No	No

---

- Don't Know
- Refuse
- Empty

- On Input
- On Output

**Store Instructions:** Store VISION in MBLIND

**Array:**

**Skip Instructions:** LEARN\_CONCENTRATE

## LEARN\_CONCENTRATE

Field

2016 Core change questions.Disability.LEARN\_CONCENTRATE

**Description:** Do you have any difficulty - learning/concentrating

**Form Pane Label:** Learning disorder?

**SAS Name:** LEARN\_CONCENTRATE

**Tag Name:** LEARN\_CONCENTRATE

**Inherited Universe:** AGER eq 2-9 AND

((INCSAM eq 1 or (INCSAM eq 0 and INTNMBR (RT2501:6-7) eq 1,3,5,7) or  
(INCSAM eq 0 and REPLCE eq 1)) or (INTNMBR eq 2,4,6 and DISABILITY\_i  
(RT8501:116) eq empty))

**Universe:**

**Universe Description:**

**Question Text:** Because of a physical, mental, or emotional condition, ^DO\_DOES  
^YOU\_HE\_SHE have serious difficulty:

**Concentrating, remembering or making decisions?**

**Fills:** DO\_DOES

**Instructions:** If SELFPROXY eq 2 fill DO\_DOES with "do"  
Else fill DO\_DOES with "does".

**Fills:** YOU\_HE\_SHE

**Instructions:** If SELFPROXY eq 2 fill YOU\_HE\_SHE with "you"  
Elseif SELFPROXY eq 4 AND SEX eq 1 fill YOU\_HE\_SHE with "he"  
Elseif SELFPROXY eq 4 AND SEX eq 2 fill YOU\_HE\_SHE with "she"  
Elseif SELFPROXY eq 4 AND SEX is blank fill YOU\_HE\_SHE with ^NAME.

**Type:** Enumerated

**Length:** 1

**Answer List:** TYesNo

Value:	Mnemonic:	Description:
1	Yes	Yes
2	No	No

Don't Know

Refuse  
 Empty

On Input  
 On Output

**Store Instructions:** Store LEARN\_CONCENTRATE in MMEMORY

**Array:**

**Special Instructions:** If this question is on path, the input value should not be prefilled in the question or on output. The new value will replace the input value.

If this question is not on path, the input value should be outputted

**Skip Instructions:** PHYSICAL\_LIMIT

## PHYSICAL\_LIMIT

Field

2016 Core change questions.Disability.PHYSICAL\_LIMIT

**Description:** Do you have any of following long-lasting conditions - physically limiting condition

**Form Pane Label:** Physical limitation?

**SAS Name:** PHYSICAL\_LIMIT

**Tag Name:** PHYSICAL\_LIMIT

**Inherited Universe:** AGER eq 2-9 AND

((INCSAM eq 1 or (INCSAM eq 0 and INTNMBR (RT2501:6-7) eq 1,3,5,7) or  
(INCSAM eq 0 and REPLCE eq 1)) or (INTNMBR eq 2,4,6 and DISABILITY\_i  
(RT8501:116) eq empty))

**Universe:**

**Universe Description:**

**Question Text:** Because of a physical, mental, or emotional condition, ^DO\_DOES ^YOU\_HE\_SHE  
have serious difficulty:

**Walking or climbing stairs?**

**Fills:** DO\_DOES

**Instructions:** If SELFPROXY eq 2 fill DO\_DOES with "do"  
Else fill DO\_DOES with "does".

**Fills:** YOU\_HE\_SHE

**Instructions:** If SELFPROXY eq 2 fill YOU\_HE\_SHE with "you"  
Elseif SELFPROXY eq 4 AND SEX eq 1 fill YOU\_HE\_SHE with "he"  
Elseif SELFPROXY eq 4 AND SEX eq 2 fill YOU\_HE\_SHE with "she"  
Elseif SELFPROXY eq 4 AND SEX is blank fill YOU\_HE\_SHE with ^NAME.

**Type:** Enumerated

**Length:** 1

**Answer List:** TYesNo

Value:	Mnemonic:	Description:
1	Yes	Yes
2	No	No

Don't Know

Refuse  
 Empty

On Input  
 On Output

**Store Instructions:** Store PHYSICAL\_LIMIT in MPHYSCOND

**Array:**

**Special Instructions:** If this question is on path, the input value should not be prefilled in the question or on output. The new value will replace the input value.

If this question is not on path, the input value should be outputted

**Skip Instructions:** DRESS\_BATH

## DRESS\_BATH

Field

2016 Core change questions.Disability.DRESS\_BATH

**Description:** Do you have any difficulty - dressing/bathing/mobility in home

**Form Pane Label:** Dressing/bathing

**SAS Name:** DRESS\_BATH

**Tag Name:** DRESS\_BATH

**Inherited Universe:** AGER eq 2-9 AND

((INCSAM eq 1 or (INCSAM eq 0 and INTNMBR (RT2501:6-7) eq 1,3,5,7) or  
(INCSAM eq 0 and REPLCE eq 1)) or (INTNMBR eq 2,4,6 and DISABILITY\_i  
(RT8501:116) eq empty))

**Universe:**

**Universe Description:**

**Question Text:** Because of a physical, mental, or emotional condition, ^DO\_DOES ^YOU\_HE\_SHE  
have serious difficulty:

**Dressing or bathing?**

**Fills:** DO\_DOES

**Instructions:** If SELFPROXY eq 2 fill DO\_DOES with "do"  
Else fill DO\_DOES with "does".

**Fills:** YOU\_HE\_SHE

**Instructions:** If SELFPROXY eq 2 fill YOU\_HE\_SHE with "you"  
Elseif SELFPROXY eq 4 AND SEX eq 1 fill YOU\_HE\_SHE with "he"  
Elseif SELFPROXY eq 4 AND SEX eq 2 fill YOU\_HE\_SHE with "she"  
Elseif SELFPROXY eq 4 AND SEX is blank fill YOU\_HE\_SHE with ^NAME.

**Type:** Enumerated

**Length:** 1

**Answer List:** TYesNo

Value:	Mnemonic:	Description:
1	Yes	Yes
2	No	No

Don't Know

Refuse  
 Empty

On Input  
 On Output

**Store Instructions:** Store DRESS\_BATH in MDRESSBATH

**Array:**

**Special Instructions:** If this question is on path, the input value should not be prefilled in the question or on output. The new value will replace the input value.

If this question is not on path, the input value should be outputted

---

## DISABILITYJBID

Field

2016 Core change questions.Disability.DISABILITYJBID

---

**Description:** James Bond ID of the FR who completed the disability block

**Form Pane Label:**

**SAS Name:**

**Tag Name:** disabilityjbid

**Inherited Universe:** AGER eq 2-9 AND

((INCSAM eq 1 or (INCSAM eq 0 and INTNMBR (RT2501:6-7) eq 1,3,5,7) or  
(INCSAM eq 0 and REPLCE eq 1)) or (INTNMBR eq 2,4,6 and DISABILITY\_i  
(RT8501:116) eq empty))

**Universe:**

**Universe Description:**

**Question Text:**

**Type:** Classification

**Length:** 8

- Don't Know
- Refuse
- Empty

- On Input
- On Output

**Store Instructions:** If (DRESS\_BATH eq entry) AND DISABILITYJBID is empty)  
store USERID in DISABILITYJBID

**Array:**



---

**Block**

**Independent Living**

2016 Core change questions.Independent Living

---

**Description:** Independent living

**Tab Name:**

**Fly Over Name:**

**Universe Type:** If

**Inherited Universe:**

**Universe:** ((AGER eq 2-6 and AGE ge15) or (AGER eq 4-6)) AND

((INCSAM eq 1 or (INCSAM eq 0 and INTNMBR (RT2501:6-7) eq 1,3,5,7) or  
(INCSAM eq 0 and REPLCE eq 1)) or (INTNMBR eq 2,4,6 and INDEPENDENT\_i  
(RT8501:117) eq empty))

**Universe Description:** Ask at interviews 1,3,5,7;

Ask if aged in, HH replaced, or if person is new to HH;

Do not ask if DK/RF at prior interview;

Proxys allowed.

Ages 15+ for independent living question

**Array:**

**Block Instructions:**

## LEAVING\_HOME

Field

2016 Core change questions.Independent Living.LEAVING\_HOME

**Description:** Do you have any difficulty - leaving home

**Form Pane Label:** Leaving home

**SAS Name:** LEAVING\_HOME

**Tag Name:** LEAVING\_HOME

**Inherited Universe:** ((AGER eq 2-6 and AGE ge15) or (AGER eq 4-6)) AND

((INCSAM eq 1 or (INCSAM eq 0 and INTNMBR (RT2501:6-7) eq 1,3,5,7) or  
(INCSAM eq 0 and REPLCE eq 1)) or (INTNMBR eq 2,4,6 and INDEPENDENT\_i  
(RT8501:117) eq empty))

**Universe:**

**Universe Description:** This is the only disability question that requires age of 15+

**Question Text:** Because of a physical, mental, or emotional condition, ^DO\_DOES  
^YOU\_HE\_SHE have difficulty doing errands alone such as visiting a doctor's  
office or shopping?

**Fills:** DO\_DOES

**Instructions:** If SELFPROXY eq 2 fill DO\_DOES with "do"  
Else fill DO\_DOES with "does".

**Fills:** YOU\_HE\_SHE

**Instructions:** If SELFPROXY eq 2 fill YOU\_HE\_SHE with "you"  
Elseif SELFPROXY eq 4 AND SEX eq 1 fill YOU\_HE\_SHE with "he"  
Elseif SELFPROXY eq 4 AND SEX eq 2 fill YOU\_HE\_SHE with "she"  
Elseif SELFPROXY eq 4 AND SEX is blank fill YOU\_HE\_SHE with ^NAME.

**Type:** Enumerated

**Length:** 1

**Answer List:** TYesNo

Value:	Mnemonic:	Description:
1	Yes	Yes
2	No	No

Don't Know  
 Refuse

Empty

On Input

On Output

**Store Instructions:** Store LEAVING\_HOME in MLEAVEHOME

If HEARING eq 1 or VISION eq 1 or LEARN\_CONCENTRATE eq 1 or  
PHYSICAL\_LIMIT eq 1 or DRESS\_BATH eq 1 or LEAVING\_HOME eq 1 store 1 in  
HAVEDISABILITY

**Array:**

**Special Instructions:** If this question is on path, the input value should not be prefilled in the question or on output. The new value will replace the input value.

If this question is not on path, the input value should be outputted

(04/08/09) Left the store instructions in for documentation purposes, but this should be done 1) outside of this field, 2) use the variables that start with an "M" and 3) should be set up to store 'yes' or 'no' in HAVEDISABILITY

{Store instructions should be: If MHEARING eq 1 or MBLIND eq 1 or MMEMORY eq 1 or MPHYSCOND eq 1 or MDRESSBATH eq 1 or MLEAVEHOME eq 1 store 1 in HAVEDISABILITY

Elseif MHEARING and MBLIND and MMEMORY and MPHYSCOND and MDRESSBATH and MLEAVEHOME ne 1 store 0 (or empty) in HAVEDISABILITY}

---

## INDEPENDENTJBID

Field

2016 Core change questions.Independent Living.INDEPENDENTJBID

---

**Description:** James Bond ID of the FR who completed the independent living block

**Form Pane Label:**

**SAS Name:**

**Tag Name:** independentjbid

**Inherited Universe:** ((AGER eq 2-6 and AGE ge15) or (AGER eq 4-6)) AND

((INCSAM eq 1 or (INCSAM eq 0 and INTNMBR (RT2501:6-7) eq 1,3,5,7) or  
(INCSAM eq 0 and REPLCE eq 1)) or (INTNMBR eq 2,4,6 and INDEPENDENT\_i  
(RT8501:117) eq empty))

**Universe:**

**Universe Description:**

**Question Text:**

**Type:** Classification

**Length:** 8

- Don't Know
- Refuse
- Empty

- On Input
- On Output

**Store Instructions:** If (LEAVING\_HOME eq entry) AND INDEPENDENTJBID is empty)  
store USERID in INDEPENDENTJBID

**Array:**

---

**Block**

**Citizenship**

2016 Core change questions.Citizenship

---

**Description:** Citizenship

**Tab Name:**

**Fly Over Name:**

**Universe Type:** If

**Inherited Universe:**

**Universe:** AGER eq 2-9 AND

((INCSAM eq 1 or (INCSAM eq 0 and REPLCE eq 1)) or (INTNMBR eq 2-7 and  
CITIZENSHIPSTATUS\_i (RT8501:118) eq 5, DK, RF, or empty))

**Universe Description:** Ask at interview 1;

Ask if aged in, HH replaced, or person is new to HH;

Ask if selected no at prior interview;

Ask if DK/RF at prior interview;

Proxys are allowed.

Ages 12+, including DK/RF birthyears

**Array:**

**Block Instructions:**

---

## CITIZENSHIP

Field

2016 Core change questions.Citizenship.CITIZENSHIP

---

**Description:** Citizenship status

**Form Pane Label:** Citizenship

**SAS Name:** CITIZENSHIP

**Tag Name:** CITIZENSHIP

**Inherited Universe:** AGER eq 2-9 AND

((INCSAM eq 1 or (INCSAM eq 0 and REPLCE eq 1)) or (INTNMBR eq 2-7 and  
CITIZENSHIPSTATUS\_i (RT8501:118) eq 5, DK, RF, or empty))

**Universe:**

**Universe Description:**

**Question Text:** ^ARE\_IS\_C ^YOU\_NAME a citizen of the United States? That is, ^WERE\_WAS  
^YOU\_HE\_SHE born in the United States, born in a U.S. territory, born of U.S.  
citizen parent(s), or become a citizen of the U.S. through naturalization?

**Fills:** YOU\_NAME

**Instructions:** If SELFPROXY eq 2 fill YOU\_NAME with "you"  
Else fill YOU\_NAME with ^NAME.

**Fills:** YOU\_HE\_SHE

**Instructions:** If SELFPROXY eq 2 fill YOU\_HE\_SHE with "you"  
Elseif SELFPROXY eq 4 AND SEX eq 1 fill YOU\_HE\_SHE with "he"  
Elseif SELFPROXY eq 4 AND SEX eq 2 fill YOU\_HE\_SHE with "she"  
Elseif SELFPROXY eq 4 AND SEX is blank fill YOU\_HE\_SHE with ^NAME.

**Fills:** ARE\_IS\_C

**Instructions:** If SELFPROXY eq 2 fill ARE\_IS\_C with "Are"  
Else fill ARE\_IS\_C with "Is".

**Fills:** WERE\_WAS

**Instructions:** If SELFPROXY eq 2 fill WERE\_WAS with "were"  
Else fill WERE\_WAS with "was".

**Type:** Enumerated

**Length:** 1

---

**Answer List: Citizenship**

---

<b>Value:</b>	<b>Mnemonic:</b>	<b>Description:</b>
1		Yes, born in the United States
2		Yes, born in Puerto Rico, Guam, the U.S. Virgin Islands, or Northern Marianas
3		Yes, born abroad of U.S. citizen parent or parents
4		Yes, U.S. citizen by naturalization
5		No, not a U.S. citizen

---

Don't Know

Refuse

Empty

On Input

On Output

**Array:**

**Special Instructions:** If this question is on path, the input value should not be prefilled in the question or on output. The new value will replace the input value.

If this question is not on path, the input value should be outputted

---

## CITIZENSHIPJBID

Field

2016 Core change questions.Citizenship.CITIZENSHIPJBID

---

**Description:** James Bond ID of the FR who completed the citizenship block

**Form Pane Label:**

**SAS Name:**

**Tag Name:** citizenshipjbid

**Inherited Universe:** AGER eq 2-9 AND

((INCSAM eq 1 or (INCSAM eq 0 and REPLCE eq 1)) or (INTNMBR eq 2-7 and  
CITIZENSHIPSTATUS\_i (RT8501:118) eq 5, DK, RF, or empty))

**Universe:**

**Universe Description:**

**Question Text:**

**Type:** Classification

**Length:** 8

- Don't Know
- Refuse
- Empty

- On Input
- On Output

**Store Instructions:** If (CITIZENSHIP eq entry) AND CITIZENSHIPJBID is empty)  
store USERID in CITIZENSHIPJBID

**Array:**



---

**Block**

**Sexual Orientation**

2016 Core change questions.Sexual Orientation

---

**Description:** Sexual orientation

**Tab Name:**

**Fly Over Name:**

**Universe Type:** If

**Inherited Universe:**

**Universe:** (SELFPROXY ne 4 and (AGER eq 4-6)) AND

CountCompleteIncidents ge 1 AND

((INCSAM eq 1 or (INCSAM eq 0 and INTNMBR (RT2501:6-7) eq 1,3,5,7) or  
(INCSAM eq 0 and REPLCE eq 1)) or (INTNMBR (RT2501:6-7) eq 2,4,6 and ((SEX  
eq 1 and ORIENTMALE\_i (RT8501:119) eq empty) or (SEX eq 2, DK, RF and  
ORIENTFEMALE\_i (RT8501:120) eq empty)))

**Universe Description:** Ask at interviews 1,3,5,7;

Ask if aged in, HH replaced, or if person is new to HH;

Do not ask if DK/RF at prior interview;

No proxys allowed.

Ages 16+

Reported victimization within the reference period

**Array:**

**Block Instructions:**

## ORIENTATION\_MALE

Field

2016 Core change questions.Sexual Orientation.ORIENTATION\_MALE

**Description:** How does respondent think of themselves- male

**Form Pane Label:** Orientation Male

**SAS Name:** ORIENTATIONMALE

**Tag Name:** ORIENTATION\_MALE

**Inherited Universe:** (SELPROXY ne 4 and (AGER eq 4-6)) AND  
(CountCompleteIncidents ge 1) AND

((INCSAM eq 1 or (INCSAM eq 0 and INTNMBR (RT2501:6-7) eq 1,3,5,7) or  
(INCSAM eq 0 and REPLCE eq 1)) or (INTNMBR (RT2501:6-7) eq 2,4,6 and ((SEX  
eq 1 and ORIENTMALE\_i (RT8501:119) eq empty) or (SEX eq 2, DK, RF and  
ORIENTFEMALE\_i (RT8501:120) eq empty)))

**Universe:** SEX eq 1

**Universe Description:**

**Question Text:** <BOOK ICON> Which of the following BEST represents how you think of yourself ?

**Type:** Enumerated

**Length:** 1

**Answer List:** ORIENT\_MALE

Value:	Mnemonic:	Description:
1		Gay [BOLD]
2		Straight, that is, not gay [BOLD]
3		Bisexual, or [BOLD]
4		Something else [BOLD]

Don't Know

Refuse

Empty

On Input

On Output

**Array:**

**Special Instructions:** If this question is on path, the input value should not be prefilled in the question or on output. The new value will replace the input value.

If this question is not on path, the input value should be outputted

**Skip Instructions:** goto IDENTITY\_BIRTH

## ORIENTATION\_FEMALE

Field

2016 Core change questions.Sexual Orientation.ORIENTATION\_FEMALE

**Description:** How does respondent think of themselves- female

**Form Pane Label:** Orientation Female

**SAS Name:** ORIENTATIONFEMALE

**Tag Name:** ORIENTATION\_FEMALE

**Inherited Universe:** (SELPROXY ne 4 and (AGER eq 4-6)) AND  
(CountCompleteIncidents ge 1 AND)

((INCSAM eq 1 or (INCSAM eq 0 and INTNMBR (RT2501:6-7) eq 1,3,5,7) or  
(INCSAM eq 0 and REPLCE eq 1)) or (INTNMBR (RT2501:6-7) eq 2,4,6 and ((SEX  
eq 1 and ORIENTMALE\_i (RT8501:119) eq empty) or (SEX eq 2, DK, RF and  
ORIENTFEMALE\_i (RT8501:120) eq empty)))

**Universe:** SEX = 2, DK, RF

**Universe Description:**

**Question Text:** <BOOK ICON> Which of the following BEST represents how you think of yourself?

**Type:** Enumerated

**Length:** 1

**Answer List:** ORIENT\_FEMALE

Value:	Mnemonic:	Description:
1		Lesbian or gay [BOLD]
2		Straight, that is, not lesbian or gay [BOLD]
3		Bisexual, or [BOLD]
4		Something else [BOLD]

Don't Know  
 Refuse  
 Empty

On Input  
 On Output

**Array:**

**Special Instructions:** If this question is on path, the input value should not be prefilled in the question or on output. The new value will replace the input value.

If this question is not on path, the input value should be outputted

**Skip Instructions:** goto IDENTITY\_BIRTH

---

## SEXUALORIENTJBID

Field

2016 Core change questions.Sexual Orientation.SEXUALORIENTJBID

---

**Description:** James Bond ID of the FR who completed the sexual orientation block

**Form Pane Label:**

**SAS Name:**

**Tag Name:** sexualorientjbid

**Inherited Universe:** (SELPROXY ne 4 and (AGER eq 4-6)) AND  
(CountCompleteIncidents ge 1 AND

((INCSAM eq 1 or (INCSAM eq 0 and INTNMBR (RT2501:6-7) eq 1,3,5,7) or  
(INCSAM eq 0 and REPLCE eq 1)) or (INTNMBR (RT2501:6-7) eq 2,4,6 and ((SEX  
eq 1 and ORIENTMALE\_i (RT8501:119) eq empty) or (SEX eq 2, DK, RF and  
ORIENTFEMALE\_i (RT8501:120) eq empty)))

**Universe:**

**Universe Description:**

**Question Text:**

**Type:** Classification

**Length:** 8

- Don't Know
- Refuse
- Empty

- On Input
- On Output

**Store Instructions:** If (ORIENTATION\_MALE or ORIENTATION\_FEMALE eq entry) AND  
SEXUALORIENTJBID is empty)  
store USERID in SEXUALORIENTJBID

**Array:**

---

**Block**

**Gender Identity**

2016 Core change questions.Gender Identity

---

**Description:** Gender identity

**Tab Name:**

**Fly Over Name:**

**Universe Type:** If

**Inherited Universe:**

**Universe:** ((SELFPROXY ne 4) and (AGER eq 4-6)) AND  
(CountCompleteIncidents ge 1 AND)

((INCSAM eq 1 or (INCSAM eq 0 and INTNMBR (RT2501:6-7) eq 1,3,5,7) or  
(INCSAM eq 0 and REPLCE eq 1)) or (INTNMBR (RT2501:6-7) eq 2,4,6 and  
GENID\_i (RT8501:121) eq empty))

**Universe Description:** Ask at interviews 1,3,5,7;

Ask if aged in, HH replaced, or person is new to HH;

Do not ask if DK/RF at prior interview;

No proxys allowed.

Ages 16+ and Reported victimization within reference period

**Array:**

**Block Instructions:**

## GENID\_BIRTH

Field

2016 Core change questions.Gender Identity.GENID\_BIRTH

**Description:** What was the respondents identity on their birth certificate

**Form Pane Label:** Genid Birth

**SAS Name:** GENIDBIRTH

**Tag Name:** GENID\_BIRTH

**Inherited Universe:** ((SELFPROXY ne 4) and (AGER eq 4-6)) AND  
(CountCompleteIncidents ge 1 AND

((INCSAM eq 1 or (INCSAM eq 0 and INTNMBR (RT2501:6-7) eq 1,3,5,7) or  
(INCSAM eq 0 and REPLCE eq 1)) or (INTNMBR (RT2501:6-7) eq 2,4,6 and  
GENID\_i (RT8501:121) eq empty))

**Universe:** ORIENTATION\_MALE or ORIENTATION\_FEMALE eq 1-3, 6 or  
ORIENTATION\_ELSE eq response or ORIENTATION\_DK eq response

### Universe Description:

**Question Text:** <BOOK ICON> What sex was recorded on your original birth certificate?

**Type:** Enumerated

**Length:** 1

**Answer List:** IDENTITY\_BIRTH

Value:	Mnemonic:	Description:
1		Male
2		Female
3		Refused
4		Don't know

- Don't Know
- Refuse
- Empty

- On Input
- On Output

**Array:**

**Special Instructions:** If this question is on path, the input value should not be prefilled in the question or on output. The new value will replace the input value.

If this question is not on path, the input value should be outputted



**Skip Instructions:** GENID\_DESCRIBE

## GENID\_DESCRIBE

Field

2016 Core change questions.Gender Identity.GENID\_DESCRIBE

**Description:** How does the respondent currently describe themselves

**Form Pane Label:** Genid Describe

**SAS Name:** GENIDDESCRIBE

**Tag Name:** GENID\_DESCRIBE

**Inherited Universe:** ((SELFPROXY ne 4) and (AGER eq 5-6)) AND  
(CountCompleteIncidents ge 1 AND

((INCSAM eq 1 or (INCSAM eq 0 and INTNMBR (RT2501:6-7) eq 1,3,5,7) or  
(INCSAM eq 0 and REPLCE eq 1)) or (INTNMBR (RT2501:6-7) eq 2,4,6 and  
GENID\_i (RT8501:121) eq empty))

**Universe:**

**Universe Description:**

**Question Text:** <BOOK ICON> Do you currently describe yourself as male, female or transgender?

**Type:** Enumerated

**Length:** 1

**Answer List:** IDENTITY\_DESCRIBE

Value:	Mnemonic:	Description:
1		Male
2		Female
3		Transgender
4		None of these

Don't Know

Refuse

Empty

On Input

On Output

**Array:**

**Special Instructions:** If this question is on path, the input value should not be prefilled in the question or on output. The new value will replace the input value.

If this question is not on path, the input value should be outputted

**Skip Instructions:** If response eq 1 and GENID\_BIRTH eq 2,3,or 4, or  
If response eq 2 and GENID\_BIRTH eq 1,3,or 4, goto GENID\_CONFIRM  
Else move to next section

---

## GENID\_CONFIRM

Field

2016 Core change questions.Gender Identity.GENID\_CONFIRM

---

**Description:** Confirming responses for gender identity

**Form Pane Label:** Genid Confirm

**SAS Name:** GENIDCONFIRM

**Tag Name:** GENID\_CONFIRM

**Inherited Universe:** ((SELFPROXY ne 4) and (AGER eq 4-6)) AND  
(CountCompleteIncidents ge 1 AND

((INCSAM eq 1 or (INCSAM eq 0 and INTNMBR (RT2501:6-7) eq 1,3,5,7) or  
(INCSAM eq 0 and REPLCE eq 1)) or (INTNMBR (RT2501:6-7) eq 2,4,6 and  
GENID\_i (RT8501:121) eq empty))

**Universe:** GENID\_BIRTH eq 1 and GENID\_DESCRIBE eq 2,3 or 4, or GENID\_BIRTH eq 2 and  
GENID\_DESCRIBE eq 1, 3 or 4

### Universe Description:

**Question Text:** Just to confirm, your sex recorded at birth was^MALE\_FEMALE and you now describe yourself as^MALE\_FEMALE2. Is that correct?

**Fills:** MALE\_FEMALE

**Instructions: English:** If GENID\_BIRTH eq 1 fill with "male", if GENID\_BIRTH eq 2 fill with "female"

**Spanish:** If GENID\_BIRTH eq 1 fill with "hombre", if GENID\_BIRTH eq 2 fill with "mujer"

**Fills:** MALE\_FEMALE2

**Instructions: English:** If GENID\_DESCRIBE eq 1 fill with "describe yourself as male", if GENID\_DESCRIBE eq 2 fill with "describe yourself as female", if GENID\_DESCRIBE eq 3 fill with "describe yourself as transgender", if GENID\_DESCRIBE eq 4 fill with "do not describe yourself as male, female or transgender",

**Spanish:** If GENID\_DESCRIBE eq 1 fill with "se describe como hombre", if GENID\_DESCRIBE eq 2 fill with "se describe como mujer", if GENID\_DESCRIBE eq 3 fill with "se describe como transgénero", if GENID\_DESCRIBE eq 4 fill with "no se describe como hombre, mujer ni transgénero"

**Type:** Enumerated

**Length:** 1

---

**Answer List: YesNoRFDK**

---

<b>Value:</b>	<b>Mnemonic:</b>	<b>Description:</b>
1		Yes
2		No
3		Refused
4		Don't know

---

- Don't Know
- Refuse
- Empty

- On Input
- On Output

**Array:**

**Special Instructions:** If this question is on path, the input value should not be prefilled in the question or on output. The new value will replace the input value.

If this question is not on path, the input value should be outputted

**Skip Instructions:** If Response eq 2, goto GENID\_ERROR  
Else go to next section on path

---

## GENID\_ERROR

Check

2016 Core change questions.Gender Identity.GENID\_ERROR

---

**Description:** Hard error if response is no at GENID\_CONFIRM

**Inherited Universe:** ((SELFPROXY ne 4) and (AGER eq 5-6)) AND  
(CountCompleteIncidents ge 1 AND)

((INCSAM eq 1 or (INCSAM eq 0 and INTNMBR (RT2501:6-7) eq 1,3,5,7) or  
(INCSAM eq 0 and REPLCE eq 1)) or (INTNMBR (RT2501:6-7) eq 2,4,6 and  
GENID\_i (RT8501:121) eq empty))

**Universe:** GENID\_CONFIRM eq 2

**Universe Description:** Respondent selected no at GENID\_CONFIRM

**Text:** [✦ You selected that the respondent was either not assigned ^BIRTH at birth or does not currently ^DESCRIBE. Go back to GENID\\_BIRTH and GENID\\_DESCRIBE to correct.](#)

**Check Instructions:** GENID\_BIRTH should be the only selection the FR can go back to. This error must be outputted in the data for both "close" and "goto"

1= "close"

2= "goto"

**Type:** Hard

**Skip Instructions:** If "close" is selected stay at GENID\_CONFIRM

If "goto" is selected go to GENID\_BIRTH

**Fills:** BIRTH

**Instructions:** If GENID\_BIRTH eq 1 fill with "male"

If GENID\_BIRTH eq 2 fill with "female"

**Fills:** DESCRIBE

**Instructions:** If GENID\_DESCRIBE eq 1 fill with "describes themselves as male"

If GENID\_DESCRIBE eq 2 fill with "describes themselves as female"

If GENID\_DESCRIBE eq 3 fill with "describes themselves as transgender"

If GENID\_DESCRIBE eq 4 fill with "does not describe themselves as male, female or transgender"

Field

**GENIDJBID**

2016 Core change questions.Gender Identity.GENIDJBID

**Description:** James Bond ID of the FR who completed the gender identification block

**Form Pane Label:**

**SAS Name:**

**Tag Name:** genidjbid

**Inherited Universe:** ((SELFPROXY ne 4) and (AGER eq 5-6)) AND  
(CountCompleteIncidents ge 1 AND

((INCSAM eq 1 or (INCSAM eq 0 and INTNMBR (RT2501:6-7) eq 1,3,5,7) or  
(INCSAM eq 0 and REPLCE eq 1)) or (INTNMBR (RT2501:6-7) eq 2,4,6 and  
GENID\_i (RT8501:121) eq empty))

**Universe:**

**Universe Description:**

**Question Text:**

**Type:** Classification

**Length:** 8

- Don't Know
- Refuse
- Empty

- On Input
- On Output

**Store Instructions:** ((GENID\_BIRTH eq response or GENID\_DESCRIBE eq response or GENID\_CONFIRM  
eq response) AND GENIDJBID eq empty) store USERID in GENIDJBID

**Array:**

---

## Veteran Status

Block

2016 Core change questions.Veteran Status

---

**Description:** Veteran status

**Tab Name:**

**Fly Over Name:**

**Universe Type:** If

**Inherited Universe:**

**Universe:** (INCSAM eq 1 or (INCSAM eq 0 and REPLCE eq 1) and (AGER eq 5-6)) or

(INTNMBR (RT2501:6-7) eq 2-7 and ((AGER eq 5 and AGE le 39) or (AGER eq 5  
and AGERNG eq 5,6,7) and ACTIVE\_DUTYSTATUS\_i (RT8501:123) eq 1) or

INTNMBR (RT2501:6-7) eq 2-7 and ((AGER eq 5-6) and ACTIVE\_DUTYSTATUS\_i  
(RT8501:122) eq DK, RF or empty)

**Universe Description:** Ask at interview 1;

Ask if aged in, HH replaced, or new to HH;

Ask if selected no at prior interview to ACTIVE\_DUTY;

Ask if DK/RF at prior interview;

Proxys allowed.

Ages 18+

**Array:**

**Block Instructions:**



Field

## ACTIVE\_DUTY

2016 Core change questions.Veteran Status.ACTIVE\_DUTY

**Description:** Did respondent serve on active duty

**Form Pane Label:** Active Duty

**SAS Name:** ACTIVEDUTY

**Tag Name:** ACTIVE\_DUTY

**Inherited Universe:** (INCSAM eq 1 or (INCSAM eq 0 and REPLCE eq 1) and (AGER eq 5-6)) or

(INTNMBR (RT2501:6-7) eq 2-7 and ((AGER eq 5 and AGE le 39) or (AGER eq 5 and AGERNG eq 5,6,7) and ACTIVEDUTYSTATUS\_i (RT8501:123) eq 1) or

INTNMBR (RT2501:6-7) eq 2-7 and ((AGER eq 5-6) and ACTIVEDUTYSTATUS\_i (RT8501:122) eq DK, RF or empty)

**Universe:**

**Universe Description:**

**Question Text:** ^HAVE\_HAS\_C ^YOU\_NAME ever served on active duty in the U.S. Armed Forces, Reserves, or National Guard?

[+ Mark one box](#)

**Fills:** YOU\_NAME

**Instructions:** If SELFPROXY eq 2 fill YOU\_NAME with "you"  
Else fill YOU\_NAME with ^NAME.

**Fills:** HAVE\_HAS\_C

**Instructions:** If SELFPROXY eq 2 fill HAVE\_HAS\_C with "Have"  
Else fill HAVE\_HAS\_C with "Has".

**Type:** Enumerated

**Length:** 1

**Answer List:** ACTIVE\_DUTY

Value:	Mnemonic:	Description:
1		Never served in the military
2		Only on active duty for training in the Reserves or National Guard
3		Now on active duty
4		On active duty in the past, but not now

- Don't Know
- Refuse
- Empty

- On Input
- On Output

**Array:**

**Special Instructions:** If this question is on path, the input value should not be prefilled in the question or on output. The new value will replace the input value.

If this question is not on path, the input value should be outputted

**Skip Instructions:** If response eq 3 or 4 goto ACTIVY\_DUTYTIME

Field

## ACTIVE\_DUTYWHEN

2016 Core change questions.Veteran Status.ACTIVE\_DUTYWHEN

**Description:** When was the respondent on active duty

**Form Pane Label:** Active Duty When

**SAS Name:** ACTIVEDUTYWHEN

**Tag Name:** ACTIVE\_DUTYWHEN

**Inherited Universe:** (INCSAM eq 1 or (INCSAM eq 0 and REPLCE eq 1) and (AGER eq 5-6)) or

(INTNMBR (RT2501:6-7) eq 2-7 and ((AGER eq 5 and AGE le 39) or (AGER eq 5 and AGERNG eq 5,6,7) and ACTIVEDUTYSTATUS\_i (RT8501:123) eq 1) or

INTNMBR (RT2501:6-7) eq 2-7 and ((AGER eq 5-6) and ACTIVEDUTYSTATUS\_i (RT8501:122) eq DK, RF or empty)

**Universe:** ACTIVE\_DUTY eq 3 or 4

### Universe Description:

**Question Text:** When did ^YOU\_NAME serve on active duty in the U.S. Armed Forces?

✦ [Mark all that apply, even if just for part of the time period](#)

✦ [If needed, probe: \(Any other time period?\)](#)

**Fills:** YOU\_NAME

**Instructions:** If SELFPROXY eq 2 fill YOU\_NAME with "you"  
Else fill YOU\_NAME with ^NAME.

**Type:** Set

**Max Number of Values:** 11

**Length:** 2

**Answer List:** ACTIVE\_DUTYWHEN

Value:	Mnemonic:	Description:
11		September 2001 or later
12		August 1990 to August 2001 (including Persian Gulf War)
13		May 1975 to July 1990
14		Vietnam era (August 1964 to April 1975)
15		February 1955 to July 1964
16		Korean War (July 1950 to January 1955)
17		January 1947 to June 1950

---

18	World War II (December 1941 to December 1946)
19	November 1941 or earlier

---

- Don't Know
- Refuse
- Empty

- On Input
- On Output

**Array:**

**Special Instructions:** If this question is on path, the input value should not be prefilled in the question or on output. The new value will replace the input value.

If this question is not on path, the input value should be outputted

Field

## VETSTATUSJBID

2016 Core change questions.Veteran Status.VETSTATUSJBID

**Description:** James Bond ID of the FR who completed the veterans status block

**Form Pane Label:**

**SAS Name:**

**Tag Name:** vetstatusjbid

**Inherited Universe:** (INCSAM eq 1 or (INCSAM eq 0 and REPLCE eq 1) and (AGER eq 5-6)) or

(INTNMBR (RT2501:6-7) eq 2-7 and ((AGER eq 5 and AGE le 39) or (AGER eq 5 and AGERNG eq 5,6,7) and ACTIVE\_DUTYSTATUS\_i (RT8501:123) eq 1) or

INTNMBR (RT2501:6-7) eq 2-7 and ((AGER eq 5-6) and ACTIVE\_DUTYSTATUS\_i (RT8501:122) eq DK, RF or empty)

**Universe:**

**Universe Description:**

**Question Text:**

**Type:** Classification

**Length:** 8

- Don't Know
- Refuse
- Empty

- On Input
- On Output

**Store Instructions:** If (ACTIVE\_DUTY eq 1,2,DK,RF or ACTIVE\_DUTYWHEN eq entry) AND VETSTATUSJBID is empty) store USERID in VETSTATUSJBID

**Array:**

---

## Employment

Block

2016 Core change questions.Employment

---

**Description:** Current employment status

**Tab Name:** Employment Questions

**Fly Over Name:**

**Universe Type:** If

**Inherited Universe:**

**Universe:** [(INCSAM eq 1 or (INCSAM eq 0 and INTNMBR (RT2501:6-7) eq 1-7) or (INCSAM eq 0 and REPLCE eq 1))] and AGER ge 4

**Universe Description:** Ask at all interviews;  
Ask if aged in, HH replaced, or if person is new to HH;  
Ask if DK/RF at prior interview;  
Proxys allowed.  
Ages 16+

**Array:**

**Block Instructions:**

Field

## JOBLASTWEEK

2016 Core change questions.Employment.JOBLASTWEEK

**Description:** Did the respondent have a job last week

**Form Pane Label:** Have a job last week

**SAS Name:**

**Tag Name:** JOBLASTWEEK

**Inherited Universe:** [(INCSAM eq 1 or (INCSAM eq 0 and INTNMBR (RT2501:6-7) eq 1-7) or (INCSAM eq 0 and REPLCE eq 1))] and AGER ge 4

**Universe:** [NO\_CRIMES = 1 and AGE ge 16] or \  
[CRIME\_END = 1 and INCCOUNT lt 2 and I\_32a\_1 is blank and AGE ge 16] or\  
[UNDUP\_DONE and AGE ge 16]

**Universe Description:** No crimes reported and AGE ge 16 OR\  
Finished all incident reports and there is not more than 1 incident reported in the household nor are there any incidents on input file (RT 8500/position 11 is blank) and AGE ge 16 OR\  
Finished reviewing incidents in the unduplication section and AGE ge 16

**Question Text:** Did ^YOU\_NAME have a job or work at a business LAST WEEK?

✦ **If necessary:** (Do not include volunteer work or work around the house.)

✦ **If farm or business operator in household, ask about unpaid work.**

**Fills:** YOU\_NAME

**Instructions:** If SELFPROXY eq 2 fill YOU\_NAME with "you"  
Else fill YOU\_NAME with ^NAME.

**Type:** Enumerated

**Length:** 1

**Answer List:** TYesNo

Value:	Mnemonic:	Description:
1	Yes	Yes
2	No	No

- Don't Know  
 Refuse  
 Empty

- On Input
- On Output

**Array:**

**Skip Instructions:** If JOBLASTWEEK eq 1 goto JOBDESCRIPTION  
Else goto JOBDURINGREFPERIOD



Field

## JOB DURING REF PERIOD

2016 Core change questions.Employment.JOB DURING REF PERIOD

**Description:** Did the respondent have a job during the last 6 months

**Form Pane Label:** Have a job last 6 mo.

**SAS Name:**

**Tag Name:** JOB DURING REF PERIOD

**Inherited Universe:** [(INCSAM eq 1 or (INCSAM eq 0 and INTNMBR (RT2501:6-7) eq 1-7) or (INCSAM eq 0 and REPLCE eq 1))] and AGER ge 4

**Universe:** JOBLASTWEEK eq 2, RF

**Universe Description:**

**Question Text:** [Ask or verify:](#)

Did ^YOU\_HE\_SHE have a job or work at a business DURING THE LAST 6 MONTHS?

**Fills:** YOU\_HE\_SHE

**Instructions:** If SELFPROXY eq 2 fill YOU\_HE\_SHE with "you"

Elseif SELFPROXY eq 4 AND SEX eq 1 fill YOU\_HE\_SHE with "he"

Elseif SELFPROXY eq 4 AND SEX eq 2 fill YOU\_HE\_SHE with "she"

Elseif SELFPROXY eq 4 AND SEX is blank fill YOU\_HE\_SHE with ^NAME.

**Type:** Enumerated

**Length:** 1

**Answer List:** TYesNo

Value:	Mnemonic:	Description:
1	Yes	Yes
2	No	No

- Don't Know  
 Refuse  
 Empty

- On Input  
 On Output

**Store Instructions:** If START\_CP eq 2 store 1 in PPHONEPV  
Elseif START\_CP eq 1,3 store 2 in PPHONEPV

Array:

**Special Instructions:** #All of the store instructions will need to be removed/commented out if we implement the specs in SETPELIG6 since we will only be setting done NCVS interviews in one location now.#

**Skip Instructions:** If JOBDURINGREFPERIOD eq 1 goto JOBLAST2WEEKS  
Elseif RESPLINE and I\_PERIOD eq 1,3,5,7 and there are one or more other eligible household members under the age of 18(not including the HHR) goto INFORM\_HHR  
Elseif RESPLINE and I\_PERIOD eq 1,3,5,7 goto HOUSEHOLDINCOME  
Elseif RESPLINE and I\_PERIOD ne 1,3,5,7 and there are one or more other eligible household members (not including the HHR) goto NEXTPERSON (or BESTTIME, need to verify)  
Elseif RESPLINE and I\_PERIOD ne 1,3,5,7 goto TELEPHONEINUNIT (need to verify this skip)  
Elseif ne RESPLINE and there are one or more other eligible household members (not including the current respondent [var name?]) goto NEXTPERSON  
Elseif ne RESPLINE and there are no other eligible household members (not including the CURRENTRESPONDENTLNO) goto ENDMIDDLE [need to verify this skip]

#New possible skip if SETPELIG is instituted...  
If JOBDURINGREFPERIOD eq 1 goto JOBLAST2WEEKS  
Else goto SETPELIG6#

Field

## JOBLAST2WEEKS

2016 Core change questions.Employment.JOBLAST2WEEKS

**Description:** Did the respondent have a job for 2 or more consecutive weeks

**Form Pane Label:** Have a job for 2 weeks

**SAS Name:**

**Tag Name:** JOBLAST2WEEKS

**Inherited Universe:** [(INCSAM eq 1 or (INCSAM eq 0 and INTNMBR (RT2501:6-7) eq 1-7) or (INCSAM eq 0 and REPLCE eq 1))] and AGER ge 4

**Universe:** JOBDURINGREFPERIOD eq 1

**Universe Description:**

**Question Text:** Did that (job/work) last 2 consecutive weeks or more?

**Type:** Enumerated

**Length:** 1

**Answer List:** TYesNo

Value:	Mnemonic:	Description:
1	Yes	Yes
2	No	No

- Don't Know
- Refuse
- Empty

- On Input
- On Output

**Store Instructions:** If START\_CP eq 2 store 1 in PPHONEPV  
Elseif START\_CP eq 1,3 store 2 in PPHONEPV

**Array:**

**Skip Instructions:** If JOBLAST2WEEKS eq 1 goto JOBDESCRIPTION  
Elseif RESPLINE and INTNMBR\_i eq 3, 5, 7 and there are one or more other eligible household members (not including the HHR) goto BInform  
Else if RESPLINE and INTNMBR\_i eq 3, 5, 7 goto HOUSEHOLDINCOME  
Else if RESPLINE and INTNMBR\_i ne 3, 5, 7 and there are one or more other eligible household members (not including the HHR) goto BInform  
Else if RESPLINE and INTNMBR\_i ne 3, 5, 7 goto TELEPHONEINUNIT

---

## JOBDESCRIPTION

Field

2016 Core change questions.Employment.JOBDESCRIPTION

---

**Description:** What field was the respondent employed in

**Form Pane Label:** Job description

**SAS Name:**

**Tag Name:** JOBDESCRIPTION

**Inherited Universe:** [(INCSAM eq 1 or (INCSAM eq 0 and INTNMBR (RT2501:6-7) eq 1-7) or (INCSAM eq 0 and REPLCE eq 1))] and AGER ge 4

**Universe:** JOBLASTWEEK eq 1 OR JOBLAST2WEEKS eq 1

### Universe Description:

**Flash Card:** H\_EMPLOYMENT

**Question Text:** <BOOK ICON>

✦ Ask or verify:

Which of the following best describes ^YOUR\_NAME^NMS job?

^WERE\_WAS ^YOU\_HE\_SHE employed in the --

✦ Read each category until respondent says "yes", then enter appropriate precode.

**Fills:** YOUR\_NAME

**Instructions:** If SELFPROXY eq 2 fill YOUR\_NAME with "your"  
Else fill YOUR\_NAME with ^NAME.

**Fills:** NMS

**Instructions:** If SELFPROXY eq 4 fill NMS with ""s"  
Else leave NMS blank.

**Fills:** WERE\_WAS

**Instructions:** If SELFPROXY eq 2 fill WERE\_WAS with "were"  
Else fill WERE\_WAS with "was".

**Fills:** YOU\_HE\_SHE

**Instructions:** If SELFPROXY eq 2 fill YOU\_HE\_SHE with "you"  
Elseif SELFPROXY eq 4 AND SEX eq 1 fill YOU\_HE\_SHE with "he"

**Elseif SELFPROXY eq 4 AND SEX eq 2 fill YOU\_HE\_SHE with "she"**  
**Elseif SELFPROXY eq 4 AND SEX is blank fill YOU\_HE\_SHE with ^NAME.**

**Type:** Enumerated  
**Length:** 2

**Answer List:** Employment\_General\_Categories

<b>Value:</b>	<b>Mnemonic:</b>	<b>Description:</b>
11		[bold]Medical Profession?[n]
12		[bold]Mental Health Services Field?[n]
13		[bold]Teaching Profession?[n]
14		[bold]Law Enforcement or Security Field?[n]
15		[bold]Retail Sales?[n]
16		[bold]Transportation Field?[n]
17		[bold]Something else?[n]

- Don't Know
- Refuse
- Empty

- On Input
- On Output

**Array:**

**Skip Instructions:** If JOBDESCRIPTION eq 11 goto MEDICALJOB  
Elseif JOBDESCRIPTION eq 12 goto MENTALHEALTHJOB  
Elseif JOBDESCRIPTION eq 13 goto TEACHINGJOB  
Elseif JOBDESCRIPTION eq 14 goto LAWENFORCEJOB  
Elseif JOBDESCRIPTION eq 15 goto RETAILSALESJOB  
Elseif JOBDESCRIPTION eq 16 goto TRANSPORTJOB  
Elseif JOBDESCRIPTION eq 17 goto JOBDESCRIPTIONSPEC  
Else goto EMPLOYERTYPECURRENT

---

## JOBDESCRIPTIONSPEC

Field

2016 Core change questions.Employment.JOBDESCRIPTIONSPEC

---

**Description:** Write-in entry for a job that does not fit into the 6 categories in JOBDESCRIPTION

**Form Pane Label:** Some other job - Specify

**SAS Name:**

**Tag Name:** JOBDESCRIPTIONSPEC

**Inherited Universe:** [(INCSAM eq 1 or (INCSAM eq 0 and INTNMBR (RT2501:6-7) eq 1-7) or (INCSAM eq 0 and REPLCE eq 1))] and AGER ge 4

**Universe:** JOBDESCRIPTION = 17

### Universe Description:

**Question Text:** [+Please specify the job not covered in answer categories 11-16 in JOBDESCRIPTION.](#)

**Type:** String

**Length:** 35

- Don't Know
- Refuse
- Empty

- On Input
- On Output

**Store Instructions:** Store 37 in EJOB

**Array:**

**Skip Instructions:** EMPLOYERTYPECURRENT

Field

## MEDICALJOB

2016 Core change questions.Employment.MEDICALJOB

**Description:** What was the respondent's job - Medical profession

**Form Pane Label:** Medical Profession

**SAS Name:**

**Tag Name:** MEDICALJOB

**Inherited Universe:** [(INCSAM eq 1 or (INCSAM eq 0 and INTNMBR (RT2501:6-7) eq 1-7) or (INCSAM eq 0 and REPLCE eq 1))] and AGER ge 4

**Universe:** JOBDESCRIPTION = 11

### Universe Description:

**Question Text:** [Employed in the Medical Profession:](#)

[If not in the Medical Profession, back up to JOBDESCRIPTION and change answer.](#)

**As a -**

[Read each category.](#)

**Type:** Enumerated

**Length:** 2

**Answer List:** Medical\_Job

Value:	Mnemonic:	Description:
11		[bold]Physician?[n]
12		[bold]Nurse?[n]
13		[bold]Technician?[n]
14		[bold]Other Medical Profession?[n] - Specify

- Don't Know
- Refuse
- Empty

- On Input
- On Output

**Store Instructions:** Store MEDICALJOB in EJOB

**Array:**

**Skip Instructions:** If MEDICALJOB eq 14 goto MEDICALJOBSPEC

Else goto EMPLOYERTYPECURRENT



Field

## MEDICALJOBSPEC

2016 Core change questions.Employment.MEDICALJOBSPEC

**Description:** Write-in entry for what the respondent was employed as - Medical Profession

**Form Pane Label:** Medical prof. - Specify

**SAS Name:**

**Tag Name:** MEDICALJOBSPEC

**Inherited Universe:** [(INCSAM eq 1 or (INCSAM eq 0 and INTNMBR (RT2501:6-7) eq 1-7) or (INCSAM eq 0 and REPLCE eq 1))] and AGER ge 4

**Universe:** MEDICALJOB = 14

**Universe Description:**

**Question Text:** [+Please specify employed in the medical profession as a -](#)

**Type:** String

**Length:** 35

- Don't Know
- Refuse
- Empty

- On Input
- On Output

**Array:**

**Skip Instructions:** EMPLOYERTYPECURRENT

---

## MENTALHEALTHJOB

Field

2016 Core change questions.Employment.MENTALHEALTHJOB

---

**Description:** What was the respondent's job - Mental Health Services Field

**Form Pane Label:** Mental Health Field

**SAS Name:**

**Tag Name:** MENTALHEALTHJOB

**Inherited Universe:** [(INCSAM eq 1 or (INCSAM eq 0 and INTNMBR (RT2501:6-7) eq 1-7) or (INCSAM eq 0 and REPLCE eq 1))] and AGER ge 4

**Universe:** JOBDESCRIPTION = 12

### Universe Description:

**Question Text:** [✦ Employed in the Mental Health Services Field:](#)

[✦ If not in the Mental Health Services Field, back up to JOBDESCRIPTION and change answer.](#)

**Are ^YOUR\_HIS\_HER^NMS duties -**

[✦ Read each category.](#)

**Fills:** YOUR\_HIS\_HER

**Instructions:** If SELFPROXY eq 2 fill YOUR\_HIS\_HER with "your"

Elseif SELFPROXY eq 4 AND SEX eq 1 fill YOUR\_HIS\_HER with "his"

Elseif SELFPROXY eq 4 AND SEX eq 2 fill YOUR\_HIS\_HER with "her"

Elseif SELFPROXY eq 4 AND SEX ne 1 or 2 fill YOUR\_HIS\_HER with ^NAME.  
(fill with the first and last name of L\_NO collecting demographic information for)

**Fills:** NMS

**Instructions:** If SELFPROXY eq 4 fill NMS with ""s"

Else leave NMS blank.

**Type:** Enumerated

**Length:** 2

**Answer List:** Mental\_Health\_Job

---

Value:	Mnemonic:	Description:
15		[bold]Professional (Social worker/psychiatrist)?[n]
16		[bold]Custodial care?[n]

---

---

17

[bold]Some other Mental Health Services Profession?[n]- Specify

---

- Don't Know
- Refuse
- Empty

- On Input
- On Output

**Store Instructions:** Store MENTALHEALTHJOB in EJOB

**Array:**

**Skip Instructions:** If MENTALHEALTHJOB eq 17 goto MENTALHEALTHJOBSPEC  
Else goto EMPLOYERTYPECURRENT

---

## MENTALHEALTHJOBSPEC

Field

2016 Core change questions.Employment.MENTALHEALTHJOBSPEC

---

**Description:** Write-in entry for what the respondent was employed as - Medical Health Services  
Field

**Form Pane Label:** Mental Health - Specify

**SAS Name:**

**Tag Name:** MENTALHEALTHJOBSPEC

**Inherited Universe:** [(INCSAM eq 1 or (INCSAM eq 0 and INTNMBR (RT2501:6-7) eq 1-7) or (INCSAM eq 0 and REPLCE eq 1))] and AGER ge 4

**Universe:** MENTALHEALTHJOB = 17

**Universe Description:**

**Question Text:** [Please specify duties in the mental health services field.](#)

**Type:** String

**Length:** 35

- Don't Know
- Refuse
- Empty

- On Input
- On Output

**Array:**

**Skip Instructions:** EMPLOYERTYPECURRENT

Field

## TEACHINGJOB

2016 Core change questions.Employment.TEACHINGJOB

**Description:** What was the respondent's job - Teaching Profession

**Form Pane Label:** Teaching Profession

**SAS Name:**

**Tag Name:** TEACHINGJOB

**Inherited Universe:** [(INCSAM eq 1 or (INCSAM eq 0 and INTNMBR (RT2501:6-7) eq 1-7) or (INCSAM eq 0 and REPLCE eq 1))] and AGER ge 4

**Universe:** JOBDESCRIPTION = 13

### Universe Description:

**Question Text:** ♦ Employed in the Teaching Profession:

♦ If not in the Teaching Profession, back up to JOBDESCRIPTION and change answer.

^WERE\_WAS\_C ^YOU\_HE\_SHE employed in a -

♦ Read each category.

**Fills:** WERE\_WAS\_C

**Instructions:** If SELFPROXY eq 2 fill WERE\_WAS\_C with "Were"  
Else fill WERE\_WAS\_C with "Was".

**Fills:** YOU\_HE\_SHE

**Instructions:** If SELFPROXY eq 2 fill YOU\_HE\_SHE with "you"  
Elseif SELFPROXY eq 4 AND SEX eq 1 fill YOU\_HE\_SHE with "he"  
Elseif SELFPROXY eq 4 AND SEX eq 2 fill YOU\_HE\_SHE with "she"  
Elseif SELFPROXY eq 4 AND SEX is blank fill YOU\_HE\_SHE with ^NAME.

**Type:** Enumerated

**Length:** 2

**Answer List:** Teaching\_Job

Value:	Mnemonic:	Description:
18		[bold]Preschool?[n]
19		[bold]Elementary school?[n]
20		[bold]Junior high or middle school?[n]

---

21	[bold]High school?[n]
22	[bold]College or university?[n]
23	[bold]Technical or industrial school?[n]
24	[bold]Special education facility?[n]
25	[bold]Other Teaching Profession?[n] - Specify

---

- Don't Know
- Refuse
- Empty

- On Input
- On Output

**Store Instructions:** Store TEACHINGJOB in EJOB

If TEACHINGJOB eq 22 store 1 in COLLEGEEMPLOYER  
Else store blank in COLLEGEEMPLOYER

**Array:**

**Skip Instructions:** If TEACHINGJOB eq 25 goto TEACHJOBSPEC  
Else goto EMPLOYERTYPECURRENT

Field

**TEACHJOBSPEC**

2016 Core change questions.Employment.TEACHJOBSPEC

**Description:** Write-in entry for what the respondent was employed as - Teaching Profession

**Form Pane Label:** Teaching - Specify

**SAS Name:**

**Tag Name:** TEACHJOBSPEC

**Inherited Universe:** [(INCSAM eq 1 or (INCSAM eq 0 and INTNMBR (RT2501:6-7) eq 1-7) or (INCSAM eq 0 and REPLCE eq 1))] and AGER ge 4

**Universe:** TEACHINGJOB = 25

**Universe Description:**

**Question Text:** +Please specify employed in the teaching profession as a -

**Type:** String

**Length:** 35

Don't Know

Refuse

Empty

On Input

On Output

**Array:**

**Skip Instructions:** EMPLOYERTYPECURRENT

---

## LAWENFORCEJOB

Field

2016 Core change questions.Employment.LAWENFORCEJOB

---

**Description:** What was the respondent's job - Law Enforcement or Security Field

**Form Pane Label:** Law enforce./security

**SAS Name:**

**Tag Name:** LAWENFORCEJOB

**Inherited Universe:** [(INCSAM eq 1 or (INCSAM eq 0 and INTNMBR (RT2501:6-7) eq 1-7) or (INCSAM eq 0 and REPLCE eq 1))] and AGER ge 4

**Universe:** JOBDESCRIPTION = 14

### Universe Description:

**Question Text:** ♦ Employed in the Law Enforcement or Security Field:

♦ If not in the Law Enforcement or Security Field, back up to JOBDESCRIPTION and change answer.

^WERE\_WAS\_C ^YOU\_HE\_SHE employed as a -

♦ Read each category.

**Fills:** WERE\_WAS\_C

**Instructions:** If SELFPROXY eq 2 fill WERE\_WAS\_C with "Were"  
Else fill WERE\_WAS\_C with "Was".

**Fills:** YOU\_HE\_SHE

**Instructions:** If SELFPROXY eq 2 fill YOU\_HE\_SHE with "you"  
Elseif SELFPROXY eq 4 AND SEX eq 1 fill YOU\_HE\_SHE with "he"  
Elseif SELFPROXY eq 4 AND SEX eq 2 fill YOU\_HE\_SHE with "she"  
Elseif SELFPROXY eq 4 AND SEX is blank fill YOU\_HE\_SHE with ^NAME.

**Type:** Enumerated

**Length:** 2

**Answer List:** Law\_Enforce\_Job

---

Value:	Mnemonic:	Description:
26		[bold]Law enforcement officer?[n]
27		[bold]Prison or jail guard?[n]
28		[bold]Security guard?[n]

---



---

29

[bold]Other Law Enforcement Profession?[n] - Specify

---

- Don't Know
- Refuse
- Empty

- On Input
- On Output

**Store Instructions:** Store LAWENFORCEJOB in EJOB

**Array:**

**Skip Instructions:** If LAWENFORCEJOB eq 29 goto LAWENFORCEJOBSPEC  
Else goto EMPLOYERTYPECURRENT

---

## LAWENFORCEJOBSPEC

Field

2016 Core change questions.Employment.LAWENFORCEJOBSPEC

---

**Description:** Write-in entry for what the respondent was employed as - Law Enforcement or Security Field

**Form Pane Label:** Law Enforce. - Specify

**SAS Name:**

**Tag Name:** LAWENFORCEJOBSPEC

**Inherited Universe:** [INCSAM eq 1 or (INCSAM eq 0 and INTNMBR (RT2501:6-7) eq 1-7) or (INCSAM eq 0 and REPLCE eq 1)] and AGER ge 4

**Universe:** LAWENFORCEJOB = 29

**Universe Description:**

**Question Text:** ♦Please specify employed in the law enforcement or security field as a -

**Type:** String

**Length:** 35

- Don't Know
- Refuse
- Empty

- On Input
- On Output

**Array:**

**Skip Instructions:** EMPLOYERTYPECURRENT

Field

## RETAILSALESJOB

2016 Core change questions.Employment.RETAILSALESJOB

**Description:** What was the respondent's job - Retail Sales

**Form Pane Label:** Retail Sales

**SAS Name:**

**Tag Name:** RETAILSALESJOB

**Inherited Universe:** [(INCSAM eq 1 or (INCSAM eq 0 and INTNMBR (RT2501:6-7) eq 1-7) or (INCSAM eq 0 and REPLCE eq 1))] and AGER ge 4

**Universe:** JOBDESCRIPTION = 15

### Universe Description:

**Question Text:** ♦ Employed in Retail Sales:

♦ If not in Retail Sales, back up to JOBDESCRIPTION and change answer.

^WERE\_WAS\_C ^YOU\_HE\_SHE employed as a -

♦ Read each category.

**Fills:** WERE\_WAS\_C

**Instructions:** If SELFPROXY eq 2 fill WERE\_WAS\_C with "Were"  
Else fill WERE\_WAS\_C with "Was".

**Fills:** YOU\_HE\_SHE

**Instructions:** If SELFPROXY eq 2 fill YOU\_HE\_SHE with "you"  
Elseif SELFPROXY eq 4 AND SEX eq 1 fill YOU\_HE\_SHE with "he"  
Elseif SELFPROXY eq 4 AND SEX eq 2 fill YOU\_HE\_SHE with "she"  
Elseif SELFPROXY eq 4 AND SEX is blank fill YOU\_HE\_SHE with ^NAME.

**Type:** Enumerated

**Length:** 2

**Answer List:** Retail\_Sales\_Job

Value:	Mnemonic:	Description:
30		[bold]Convenience or liquor store clerk?[n]
31		[bold]Gas station attendant?[n]
32		[bold]Bartender?[n]
33		[bold]Other Retail Sales Profession?[n] - Specify

- Don't Know
- Refuse
- Empty

- On Input
- On Output

**Store Instructions:** Store RETAILSALSAJOB in EJOB

**Array:**

**Skip Instructions:** If RETAILSALSAJOB eq 33 goto RETAILSALSAJOBSSPEC  
Else goto EMPLOYERTYPECURRENT

Field

## RETAILSALESJOBSPec

2016 Core change questions.Employment.RETAILSALESJOBSPec

**Description:** Write-in entry for what the respondent was employed as - Retail Sales

**Form Pane Label:** Retail Sales - Specify

**SAS Name:**

**Tag Name:** RETAILSALESJOBSPec

**Inherited Universe:** [(INCSAM eq 1 or (INCSAM eq 0 and INTNMBR (RT2501:6-7) eq 1-7) or (INCSAM eq 0 and REPLCE eq 1))] and AGER ge 4

**Universe:** RETAILSALESJOB = 33

**Universe Description:**

**Question Text:** ♦ Please specify employed in retail sales as a -

**Type:** String

**Length:** 35

- Don't Know
- Refuse
- Empty

- On Input
- On Output

**Array:**

**Skip Instructions:** EMPLOYERTYPECURRENT

## TRANSPORTJOB

Field

2016 Core change questions.Employment.TRANSPORTJOB

**Description:** What was the respondent's job - Transportation Field

**Form Pane Label:** Transportation Field

**SAS Name:**

**Tag Name:** TRANSPORTJOB

**Inherited Universe:** [(INCSAM eq 1 or (INCSAM eq 0 and INTNMBR (RT2501:6-7) eq 1-7) or (INCSAM eq 0 and REPLCE eq 1))] and AGER ge 4

**Universe:** JOBDESCRIPTION = 16

### Universe Description:

**Question Text:** ♦ Employed in the Transportation Field:

♦ If not in the Transportation Field, back up to JOBDESCRIPTION and change answer.

^WERE\_WAS\_C ^YOU\_HE\_SHE employed as a -

♦ Read each category.

**Fills:** WERE\_WAS\_C

**Instructions:** If SELFPROXY eq 2 fill WERE\_WAS\_C with "Were"  
Else fill WERE\_WAS\_C with "Was".

**Fills:** YOU\_HE\_SHE

**Instructions:** If SELFPROXY eq 2 fill YOU\_HE\_SHE with "you"  
Elseif SELFPROXY eq 4 AND SEX eq 1 fill YOU\_HE\_SHE with "he"  
Elseif SELFPROXY eq 4 AND SEX eq 2 fill YOU\_HE\_SHE with "she"  
Elseif SELFPROXY eq 4 AND SEX is blank fill YOU\_HE\_SHE with ^NAME.

**Type:** Enumerated

**Length:** 2

**Answer List:** Transport\_Job

Value:	Mnemonic:	Description:
34		[bold]Bus driver?[n]
35		[bold]Taxi cab driver?[n]
36		[bold]Other Transportation Field Profession?[n] - Specify

- Don't Know
- Refuse
- Empty

- On Input
- On Output

**Store Instructions:** Store TRANSPORTJOB in EJOB

**Array:**

**Skip Instructions:** If TRANSPORTJOB eq 36 goto TRANSPORTJOBSPEC  
Else goto EMPLOYERTYPECURRENT

---

## TRANSPORTJOBSPEC

Field

2016 Core change questions.Employment.TRANSPORTJOBSPEC

---

**Description:** Write-in entry for what the respondent was employed as - Transportation Field

**Form Pane Label:** Transport. Field - Specify

**SAS Name:**

**Tag Name:** TRANSPORTJOBSPEC

**Inherited Universe:** [(INCSAM eq 1 or (INCSAM eq 0 and INTNMBR (RT2501:6-7) eq 1-7) or (INCSAM eq 0 and REPLCE eq 1))] and AGER ge 4

**Universe:** TRANSPORTJOB = 36

**Universe Description:**

**Question Text:** [+Please specify employed in the transportation field as a -](#)

**Type:** String

**Length:** 35

- Don't Know
- Refuse
- Empty

- On Input
- On Output

**Array:**

**Skip Instructions:** EMPLOYERTYPECURRENT



Field

## EMPLOYERTYPECURRENT

2016 Core change questions.Employment.EMPLOYERTYPECURRENT

**Description:** What industry is the respondent employed in - private business, government, self-employed

**Form Pane Label:** Employer

**SAS Name:**

**Tag Name:** EMPLOYERTYPECURRENT

**Inherited Universe:** [INCSAM eq 1 or (INCSAM eq 0 and INTNMBR (RT2501:6-7) eq 1-7) or (INCSAM eq 0 and REPLCE eq 1)] and AGER ge 4

**Universe:** JOBDESCRIPTION

### Universe Description:

**Question Text:** [Ask or verify:](#)

Is ^YOUR\_NAME^NMS job with --

[Read each category.](#)

**Fills:** YOUR\_NAME

**Instructions:** If SELFPROXY eq 2 fill YOUR\_NAME with "your"  
 Else fill YOUR\_NAME with ^NAME.

**Fills:** NMS

**Instructions:** If SELFPROXY eq 4 fill NMS with ""s"  
 Else leave NMS blank.

**Type:** Enumerated

**Length:** 1

**Answer List:** Employer\_Type\_Current

Value:	Mnemonic:	Description:
1		[bold]A private company, business, or individual for wages?[n]
2		[bold]The Federal government?[n]
3		[bold]A State, county, or local government?[n]
4		[bold]^YOURSELF_HIMSELF_HERSELF_C (Self-employed) in ^YOUR_HIS_HER^NAMES own business, professional practice, or farm?[n]

- Don't Know
- Refuse
- Empty

- On Input
- On Output

Array:

**Skip Instructions:** If EJOB eq 22 goto CURRENTJOBMSATYPE  
Else goto COLLEGEEMPLOYER

Field

## COLLEGEEMPLOYER

2016 Core change questions.Employment.COLLEGEEMPLOYER

**Description:** Is the respondent employed by a college or university

**Form Pane Label:** Employed by a college

**SAS Name:**

**Tag Name:** COLLEGEEMPLOYER

**Inherited Universe:** [(INCSAM eq 1 or (INCSAM eq 0 and INTNMBR (RT2501:6-7) eq 1-7) or (INCSAM eq 0 and REPLCE eq 1))] and AGER ge 4

**Universe:** EMPLOYERTYPECURRENT AND EJOB NE 22

**Universe Description:**

**Question Text:** ^ARE\_IS\_C ^YOU\_NAME employed by a college or university?

**Fills:** ARE\_IS\_C

**Instructions:** If SELFPROXY eq 2 fill ARE\_IS\_C with "Are"  
Else fill ARE\_IS\_C with "Is".

**Fills:** YOU\_NAME

**Instructions:** If SELFPROXY eq 2 fill YOU\_NAME with "you"  
Else fill YOU\_NAME with ^NAME.

**Type:** Enumerated

**Length:** 1

**Answer List:** TYesNo

Value:	Mnemonic:	Description:
1	Yes	Yes
2	No	No

Don't Know  
 Refuse  
 Empty

On Input  
 On Output

**Array:**

**Skip Instructions:** CURRENTJOBMSATYPE

---

## CURRENTJOBMSATYPE

Field

2016 Core change questions.Employment.CURRENTJOBMSATYPE

---

**Description:** What kind of area is the job located in - a city, a suburban or rural area

**Form Pane Label:** Area job is located in

**SAS Name:**

**Tag Name:** CURRENTJOBMSATYPE

**Inherited Universe:** [(INCSAM eq 1 or (INCSAM eq 0 and INTNMBR (RT2501:6-7) eq 1-7) or (INCSAM eq 0 and REPLCE eq 1))] and AGER ge 4

**Universe:** EMPLOYERTYPECURRENT

### Universe Description:

**Question Text:** While working at ^YOUR\_HIS\_HER^NAMES job, ^DO\_DOES ^YOU\_NAME work mostly in --

[\\* Read each category.](#)

**Fills:** YOU\_NAME

**Instructions:** If SELFPROXY eq 2 fill YOU\_NAME with "you"  
Else fill YOU\_NAME with ^NAME.

**Fills:** YOUR\_HIS\_HER

**Instructions:** If SELFPROXY eq 2 fill YOUR\_HIS\_HER with "your"  
Elseif SELFPROXY eq 4 AND SEX eq 1 fill YOUR\_HIS\_HER with "his"  
Elseif SELFPROXY eq 4 AND SEX eq 2 fill YOUR\_HIS\_HER with "her"  
Elseif SELFPROXY eq 4 AND SEX ne 1 or 2 fill YOUR\_HIS\_HER with ^NAME.  
(fill with the first and last name of L\_NO collecting demographic information for)

**Fills:** NAMES

**Instructions:** If SELFPROXY eq 4 AND SEX is blank fill NAMES with "'s"  
Else leave NAMES blank.

**Fills:** DO\_DOES

**Instructions:** If SELFPROXY eq 2 fill DO\_DOES with "do"  
Else fill DO\_DOES with "does".

**Type:** Enumerated

**Length:** 1

---

**Answer List: Job\_Current\_MSA**

---

<b>Value:</b>	<b>Mnemonic:</b>	<b>Description:</b>
1		[bold]A city?[n]
2		[bold]Suburban area?[n]
3		[bold]Rural area?[n]
4	Combination	[bold]Or combination of any of these?[n]

---

- Don't Know
- Refuse
- Empty

- On Input
- On Output

**Store Instructions:** If START\_CP eq 2 store 1 in PPHONEPV  
Elseif START\_CP eq 1,3 store 2 in PPHONEPV

**Array:**

**Skip Instructions:** If RESPLINE and I\_PERIOD eq 3, 5, 7 and there are one or more other eligible household members (not including the HHR) goto BInform  
Else if RESPLINE and I\_PERIOD eq 3, 5, 7 goto HOUSEHOLDINCOME  
Elseif RESPLINE goto TELEPHONEINUNIT

---

## EMPLOYMENTJBID

Field

2016 Core change questions.Employment.EMPLOYMENTJBID

---

**Description:** James Bond ID of the FR who completed the Employment block

**Form Pane Label:**

**SAS Name:**

**Tag Name:** employmentjbid

**Inherited Universe:** [(INCSAM eq 1 or (INCSAM eq 0 and INTNMBR (RT2501:6-7) eq 1-7) or (INCSAM eq 0 and REPLCE eq 1))] and AGER ge 4

**Universe:**

**Universe Description:**

**Question Text:**

**Type:** Classification

**Length:** 8

- Don't Know
- Refuse
- Empty

- On Input
- On Output

**Store Instructions:** If ((JOBDDURINGREFPERIOD eq 2,RF or JOBLAST2WEEKS eq 2,DK,RF or CURRENTJOBMSATYPE eq 1-4,RF) AND EMPLOYMENTJBID is empty) store USERID in EMPLOYMENTJBID

**Array:**

Field

**INTVDONE**

2016 Core change questions.INTVDONE

**Description:** Screen used to set pelig when new demographic screens are done

**Form Pane Label:** INTVDONE

**SAS Name:** INTVDONE

**Tag Name:** INTVDONE

**Inherited Universe:**

**Universe:** 1) If AGE eq 12-14 and CITIZENSHIP eq response

Else AGE eq 12-14 and DRESS\_BATH eq response

Else AGE eq 12-14 and NO\_CRIMES eq 1 or CRIME\_END eq 1

2) If AGE eq 15 and CITIZENSHIP eq response

Else AGE eq 15 and LEAVING\_HOME eq response

Else AGE eq 15 and NO\_CRIMES eq 1 or CRIME\_END eq 1

3) If AGER eq 4-9 and (JOB\_LAST2WEEKS eq 2, RF) or (CURRENTJOBMSATYE eq response)

HIP eq response or

If AGER eq 4-9 and (JOB\_LAST2WEEKS eq 2, RF) or (CURRENTJOBMSATYE eq response) or

**Universe Description:**

**Question Text:** [✦ Enter 1 to continue. DO NOT F10 OUT OF THIS SCREEN](#)

**Type:** Classification

**Length:** 1

Don't Know

Refuse

Empty

On Input

On Output

**Store Instructions:** 1) If AGE eq 12-14 and CITIZENSHIP eq response

Else AGE eq 12-14 and DRESS\_BATH eq response

Else AGE eq 12-14 and NO\_CRIMES eq 1 or CRIME\_END eq 1, store 2 in

LOCKTOP and 6 in PELIG

2) If AGE eq 15 and CITIZENSHIP eq response

Else AGE eq 15 and LEAVING\_HOME eq response

Else AGE eq 15 and NO\_CRIMES eq 1 or CRIME\_END eq 1, store 2 in LOCKTOP

and 6 in PELIG

3) If AGER eq 4-9 and (JOBLAST2WEEKS eq 2, RF) or (CURRENTJOBMSATYE eq response), store 2 in LOCKTOP and 6 in PELIG

Also, If START\_CP eq 2 store 1 in PPHONEPV  
Elseif START\_CP eq 1,3 store 2 in PPHONEPV

**Array:**

**Special Instructions:** PELIG is being set in PRODLASTPELIG



---

Block

**Income**  
2016 Core change questions.Income

---

**Description:** Household's Total Income  
(Household Respondent only)

**Tab Name:** Household Income

**Fly Over Name:**

**Universe Type:** If

**Inherited Universe:**

**Universe:** L\_NO eq SUM\_HHRESP and [(INCSAM eq 1 or (INCSAM eq 0 and INTNMBR (RT2501:6-7) eq 1,3,5,7) or (INCSAM eq 0 and REPLCE eq 1))] or [HOUSEHOLDINCOME (RT8500:21-22) eq 98, 99, empty]

**Universe Description:** Ask at interviews 1,3,5,7;  
Ask if HH replaced;  
Ask if DK/RF at prior interview;  
Ask only of household respondent.

**Array:**

**Block Instructions:**

## HOUSEHOLDINCOME

Field

2016 Core change questions.Income.HOUSEHOLDINCOME

**Description:** What is the total combined income for the household

**Form Pane Label:** Household Income

**SAS Name:**

**Tag Name:** HOUSEHOLDINCOME

**Inherited Universe:** L\_NO eq SUM\_HHRESP and [INCSAM eq 1 or (INCSAM eq 0 and INTNMBR (RT2501:6-7) eq 1,3,5,7) or (INCSAM eq 0 and REPLCE eq 1)] or [HOUSEHOLDINCOME (RT8500:21-22) eq 98, 99, empty]

**Universe:** JOBDURINGREFPERIOD and L\_NO eq SUM\_HHRESP and ((INCSAM eq 1) or (INCSAM eq 0 and REPLCE = 1) or INTNMBR\_i eq 3, 5, 7 or 8500.HOUSEHOLDINCOME eq empty)

**Universe Description:** Talking to the Household Respondent in an incoming case (or a replacement household case) or a TIS 3, 5, or 7 case or the input variable HOUSEHOLDINCOME is empty.\

**Flash Card:** H\_INCOME

**Question Text:** <BOOK ICON>

**^HHLDDINCOME the TOTAL combined income of all members of this HOUSEHOLD during the past 12 months? This includes money from jobs, net income from business, farm or rent, pensions, dividends, interest, Social Security payments, and any other money income received by members of this HOUSEHOLD who are 14 years of age or older?**

✦ Enter number for range that contains response.

**Fills:** HHLDDINCOME

**Instructions:** If START\_CP eq 2 fill HHLDDINCOME with "Which category represents"  
Else fill HHLDDINCOME with "Which category on this card represents"

**Type:** Enumerated

**Length:** 2

**Answer List:** Income

Value:	Mnemonic:	Description:
11		Less than \$5,000
12		\$5,000 - \$7,499
13		\$7,500 - \$9,999

---

14	\$10,000 - \$12,499
15	\$12,500 - \$14,999
16	\$15,000 - \$17,499
17	\$17,500 - \$19,999
18	\$20,000 - \$24,999
19	\$25,000 - \$29,999
20	\$30,000 - \$34,999
21	\$35,000 - \$39,999
22	\$40,000 - \$49,999
23	\$50,000 - \$74,999
24	\$75,000 to \$99,999
25	\$100,000 to \$149,999
26	\$150,000 to \$199,999
27	\$200,000 or more

---

- Don't Know
- Refuse
- Empty

- On Input
- On Output

Array:

**Skip Instructions:** debriefing



---

## INCOMEJBID

Field

2016 Core change questions.Income.INCOMEJBID

---

**Description:** James Bond ID of the FR who completed the Income block

**Form Pane Label:**

**SAS Name:**

**Tag Name:** incomejbid

**Inherited Universe:** L\_NO eq SUM\_HHRESP and [INCSAM eq 1 or (INCSAM eq 0 and INTNMBR (RT2501:6-7) eq 1,3,5,7) or (INCSAM eq 0 and REPLCE eq 1)] or [HOUSEHOLDINCOME (RT8500:21-22) eq 98, 99, empty]

**Universe:**

**Universe Description:**

**Question Text:**

**Type:** Classification

**Length:** 8

- Don't Know
- Refuse
- Empty

- On Input
- On Output

**Store Instructions:** If (HOUSEHOLDINCOME eq entry) AND INCOMEJBID is empty)  
store USERID in INCOMEJBID

**Array:**

---

**Block**

**BInform**  
BInform

---

**Description:** Block with one item informing the HHR that similar questions will be asked of minor household members (and supplement questions will be asked of certain other household members as well during supplement months)

**Tab Name:**  
**Fly Over Name:**  
**Universe Type:** If

**Inherited Universe:**

**Universe:** RESPLINE and there are one or more eligible household members (HHMEMBER eq 1), excluding the RESPLINE, in the household age 12 through 17 (AGER eq 2-4, 8 or 9)

**Universe Description:** Question for HHR in household where there is one or more other eligible respondents age 12 through 17 (or age is DK/REF)

**Array:**

**Block Instructions:**

---

**INFORM\_HHR**  
BInform.INFORM\_HHR

Field

---

**Description:** Informs the HHR that minors in HH will be asked similar questions

**Form Pane Label:** Inform HHR

**SAS Name:**

**Tag Name:** INFORM\_HHR

**Inherited Universe:** RESPLINE and there are one or more eligible household members (HHMEMBER eq 1), excluding the RESPLINE, in the household age 12 through 17 (AGER eq 2-4, 8 or 9)

**Universe:**

**Universe Description:** If a supplement is being conducted where the supplement age covers the RESPLINE, then this will be on path after completing the supplement.

Elseif no supplements are being conducted OR a supplement is being conducted where the supplement age does not cover the RESPLINE, this field is onpath after the HOUSEHOLDINCOME screen during I\_PERIOD 3, 5, 7 or INCSAM eq 1

Else when no supplements are being conducted OR a supplement is being conducted where the supplement age does not cover the RESPLINE and I\_PERIOD eq 2,4,6, this field is onpath from INTVDONE.

**Question Text:** I need to interview all other household members age 12 and older and will be asking them the same questions I asked you about crime. ^SUPPTOPIC

**Fills:** SUPPTOPIC

**Instructions:** \\ We must use QTYPE to identify when to use the appropriate fills for SUPPTOPIC (7/2014)

\

\ If QTYPE = blank, leave SUPPTOPIC blank.

\

\ Elseif QTYPE = 1 and there are one or more HH members (MEMBER eq 1) and (AGER eq 2-4, 8 or 9) fill SUPPTOPIC with "Additionally, I will be asking household members age 12 through 18 some questions on school-related crime."

\

\ Elseif QTYPE = 2 and there are one or more HH members (MEMBER eq 1) and (AGER eq 4, 8 or 9) fill SUPPTOPIC with "Additionally, I will be asking household members 16 years of age and older the same questions I asked you about contact with the police."

\

\ Elseif QTYPE = 3 and there are one or more HH members (MEMBER eq 1) and (AGER eq 4, 8 or 9) fill SUPPTOPIC with "Additionally, I will be asking household members 16 years of age and older the same questions I asked you

---

about their experience with identity theft."

\

\ Elseif QTYPE = 4 and there are one or more HH members (MEMBER eq 1) and (AGER eq 4, 8 or 9) fill SUPPTOPIC with "Additionally, I will be asking household members 16 years of age and older the same questions I asked you about times when they may have experienced unwanted contacts or behaviors."

**Type:** Enumerated

**Length:** 1

**Answer List:** Enter\_1\_ To\_Continue

---

<b>Value:</b>	<b>Mnemonic:</b>	<b>Description:</b>
1		Enter 1 to Continue

---

- Don't Know
- Refuse
- Empty

- On Input
- On Output

**Array:**

**Skip Instructions:** If INCSAM eq 1 goto TELEPHONEINUNIT  
Else goto BESTTIME\_NOSUNDAY





# TELEPHONEACCEPTABLE

Field

BPhoneContactInfo.TELEPHONEACCEPTABLE

**Description:** Telephone interview acceptable?

**Form Pane Label:** Phone OK

**SAS Name:**

**Tag Name:** TELEPHONEACCEPTABLE

**Inherited Universe:** SKIPMID ne 1 and WEBEC ne 1 and REPLCE ne 1 and (L\_NO=SUM\_HHRESP and MODE = 0 AND INCSAM=1 AND INTNMBR ne 7 AND NOCONTACT = 0 and THANK2\_FLG = 0 AND (TELEPHONEACCEPTABLE ne 1,2,DK,RF or TELEPHONENUMBERFIRST ne entry,DK,RF)))

**Universe:** TELEPHONECK eq 2 or\  
TELEPHONECK2 eq 2 or\  
TELEPHONENUMBERTHIRD

**Universe Description:**

**Question Text:** Is a telephone interview acceptable?

**Type:** Enumerated

**Length:** 1

**Answer List:** TYesNo

Value:	Mnemonic:	Description:
1	Yes	Yes
2	No	No

- Don't Know
- Refuse
- Empty

- On Input
- On Output

**Store Instructions:** If TELEPHONEACCEPTABLE eq 1 store 1 in PHONEOK  
Else store 0 in PHONEOK

**Array:**

**Skip Instructions:** BESTTIME\_NOSUNDAY

---

Block

## BPhone\_Lang\_PersonLevel

BPhone\_Lang\_PersonLevel

---

**Description:** This block collects a phone number for each NCVS Eligible Household Member and which language their interview was completed in.

**Tab Name:** Telephone Information for Individual Respondents

**Fly Over Name:**

**Universe Type:** If

**Inherited Universe:**

**Universe:** SKIPMID ne 1 and WEBEC ne 1 and REPLCE ne 1 and PELIG for L\_NO eq 6

**Universe Description:** Asked of NCVS Eligible Respondents after completing their NCVS interview (person eligibilty flag is 6). \

\

For those respondents with an AGER ge 4 this block will be onpath after the Employment block. For respondents with an AGER eq 2,3 this block will be onpath after they complete CRIME\_END (when they reported at least one incident) or NO\_CRIMES (when the respondent did not report any incidents).

**Array:**

**Block Instructions:**



## RESPINTERVIEWLANG

Field

BPhone\_Lang\_PersonLevel.RESPINTERVIEWLANG

**Description:** Question to ask if the respondent's interview was just collected in a language other than English

**Form Pane Label:** Interview language?

**SAS Name:**

**Tag Name:** RESPINTERVIEWLANG

**Inherited Universe:** SKIPMID ne 1 and WEBEC ne 1 and REPLCE ne 1 and PELIG for L\_NO eq 6

**Universe:** L\_NO eq SUM\_HHRESP and INCSAM eq 1 or\  
L\_NO eq SUM\_HHRESP and INTNMBR eq 7 or\  
L\_NO ne SUM\_HHRESP and INTNMBR eq 7 or\  
RESPONDENTPHONENUMBER eq 0 or\  
RESPONDENTPHONETYPE eq 1-8,DK,RF

**Universe Description:** Essentially all interviewed persons should be asked this question. The universe specs are defined in more detail as this screen should be onpath when:\  
1) talking to the Household Respondent (HHR) in an incoming case (INCSAM eq 1)  
or\  
2) talking to the HHR in a time in sample (TIS) 7 case or\  
3) talking to an individual respondent (IR) in a TIS 7 case or\  
4) RESPONDENTPHONENUMBER eq 0 and talking to the HHR in a TIS 2-6 returning case (INCSAM eq 0) or an IR in a TIS 1-6 case or\  
5) RESPONDENTPHONETYPE eq 1-8,DK,RF and talking to the HHR in a TIS 2-6 returning case (INCSAM eq 0) or an IR in a TIS 1-6 case.

**Question Text:** [Was this respondent's interview conducted in a language other than English?](#)

**Type:** Enumerated

**Length:** 1

**Answer List:** TYesNo

Value:	Mnemonic:	Description:
1	Yes	Yes
2	No	No

- Don't Know
- Refuse
- Empty

- On Input
- On Output

**Array:**

**Special Instructions:** This question should be asked of each respondent after they have completed their interview (PELIG eq 6) and after completing the respondent phone question(s).

**Skip Instructions:** If RESPONDENTOTHERLANG eq 1 goto WHICH\_LANG  
Else goto BESTTIME\_NOSUNDAY

## WHICH\_LANG

Field

BPhone\_Lang\_PersonLevel.WHICH\_LANG

**Description:** Question to ask which (non-English) language was the respondent's interview conducted in.

**Form Pane Label:** Which language?

**SAS Name:**

**Tag Name:** WHICH\_LANG

**Inherited Universe:** SKIPMID ne 1 and WEBEC ne 1 and REPLCE ne 1 and PELIG for L\_NO eq 6

**Universe:** RESPINTERVIEWLANG eq 1

### Universe Description:

**Question Text:** ♦ What language was the respondent's interview conducted in?

**Type:** Enumerated

**Length:** 2

**Answer List:** LANGUAGES\_CP

Value:	Mnemonic:	Description:
1		Spanish
2		French
3		Russian
4		German
5		Vietnamese
6		Chinese
7		Korean
8		Tagalog
9		Asian
10		Japanese
11		Germanic
12		Dutch
13		Norwegian
14		Swedish
15		Arabic
16		Greek
17		Italian
18		Polish
19		Portuguese

---

20	Urdu
21	Other-Specify
22	Don't know

---

- Don't Know
- Refuse
- Empty

- On Input
- On Output

**Array:**

**Special Instructions:** This question should be asked of each respondent after they have completed their interview (PELIG eq 6) and after completing the respondent phone question(s).

**Skip Instructions:** If WHICH\_LANG eq 21 goto LANG\_SPEC  
Else goto BESTTIME\_NOSUNDAY



---

## LANG\_SPEC

Field

BPhone\_Lang\_PersonLevel.LANG\_SPEC

---

**Description:** Field to specify the other non-English language the respondent's interview was completed in.

**Form Pane Label:** Specify language

**SAS Name:**

**Tag Name:** LANG\_SPEC

**Inherited Universe:** SKIPMID ne 1 and WEBEC ne 1 and REPLCE ne 1 and PELIG for L\_NO eq 6

**Universe:** WHICH\_LANG eq 21

### Universe Description:

**Question Text:** [+ Specify the other language spoken.](#)

**Type:** String

**Length:** 30

- Don't Know
- Refuse
- Empty

- On Input
- On Output

**Array:**

**Special Instructions:** This question should be asked of each respondent after they have completed their interview (PELIG eq 6) and after completing the respondent phone question(s).

**Skip Instructions:** BESTTIME\_NOSUNDAY

Field

# NSCS PHP Redesign Conditions 2 & 3

Generated: 24-July-2019

## NSCS PHP Redesign

Person Characteristics I .....	3
Police Ask-All Items .....	16
Community Measures .....	21
Victimization Screener .....	30
Vehicle Theft .....	31
Vehicle Part Theft .....	42
Theft .....	53
Break-In .....	68
Vandalism .....	78
Attack.....	89
Unwanted Sexual Contact.....	102
Catch-All .....	112
Crime Incident Report (Adults and Youth) .....	113
Series Crimes .....	118
What Happened: Module SV – Unwanted Sexual Contact.....	121
What Happened: Module A – Attack/Threatened Attack.....	137
Consequences I: Injury .....	148
What Happened: Module MV – Motor Vehicle Theft/Parts Theft/Attempted Theft .....	156
What Happened: Module B – Break-ins .....	161
What Happened: Module T – Theft .....	164
What Happened: Module V – Vandalism .....	174
Location Series .....	178
Presence Series .....	189
Victim-Offender Relationship .....	192
Offender Characteristics.....	209
Self-Protection .....	222
Hate Crimes .....	232
Police Involvement Series .....	236
Workplace Violence Series.....	258
Consequences II: Socio-emotional Problems.....	264
Consequences III: Economic Consequences.....	273
Property Damage .....	278
Lost Work and Wages .....	283
Victim Services (VS) Series .....	287
Narrative.....	305
Person Characteristics II .....	308
Household Characteristics II .....	325
Closing .....	329

# Person Characteristics I

**Box ID:**    **PC\_START**

## NSCS PHP Redesign

Load variables used for routing in this instrument:

CONDITION - (2 = Interviewer Administered; 3 = Self-Administered)

UT\_AGE - age of respondent

UT\_RESP\_GENDER - respondent's gender (1 = Male; 2 = Female; 3 = Other)

UT\_HHR - household respondent (1 = Yes; 2 = No)

UT\_HHM\_KIDAGE\_A - number of children in the household

UT\_ASKALL - Ask All section to be asked (1 = Police; 2 = Community)

SOLO\_HHM - lives alone (1 = Yes; 2 = No)

SVERSION - interleaving condition (1 = Interleaf; 2 = Non-interleaf)

RSTUDENT - regular student (1 = Yes; 2 = No)

CSTUDENT - college/campus student (1 = Yes; 2 = No)

PC3a - apartment dweller (1 = Apartment; 2 = No)

RECORDING - Consent to Record flag (1 = Yes; 2 = No)

Items to be CARI recorded:

PROXY

CONFRECORD

PC1\_INTRO

N1

PQ1A-B

PQ2A-C

CA1A-C

S\_01B1-2

S\_01D

S\_01E

S\_01F

S\_01G

S\_02A1-3

S\_02B1/S\_02B1\_NUM

S\_02E

S\_02F

S\_02G

S\_03A1-7

S\_03B

S\_03C1/S\_03C1\_NUM

S\_03D

S\_03DD2

S\_03DD3

S\_03E

S\_03F

S\_03G

S\_04A1-3

S\_04C

S\_04DD2

S\_04DD3

S\_04E

S\_04F

S\_04G

S\_05A1-2

S\_06A1-5

S\_06DD2

## NSCS PHP Redesign

S\_06DD3  
S\_06D  
S\_06E1-4/S\_06E4\_SPECIFY  
S\_06F  
S\_07A1-4  
S\_07C  
S\_07DD2  
S\_07DD3  
CIR2A-H  
SC1  
SC2  
SA\_1A-D  
A0  
A2b\_A-D  
CI2\_1-8  
MV1a  
BI2  
T4/T4\_SPECIFY  
V1\_1-8/V1\_8\_Specify  
LO\_1  
LO\_3  
VO6  
VO10A  
SP1\_1-4  
HC5A-G/HC5\_Specify  
CS1  
CE1

GLOBAL – Question not asked will return NULL in the data. Missing responses for questions that are asked will return -9 in the data. Missing responses take the path of "No" response unless otherwise noted in the routing instructions. If not a Yes/No question format, respondents route to the next question or programming box unless otherwise noted in the routing instructions.

Tags: Change Request

Notes: New load variable, RECORDING, will be used in the PHP instrument routing

**Box ID: PC\_BOX0A**

IF CONDITION = 2, GO TO MODE. ELSE, GO TO PC\_BOX1.

Tags: Change Request

Notes: Phone vs F2F administration (FI completed) (condition 2 only)



**Question ID: MODE**

INTERVIEWER: IS THIS AN IN-PERSON INTERVIEW OR A TELEPHONE INTERVIEW?

- 1 IN PERSON
- 2 TELEPHONE

ASK Description: Respondents who completed the interviewer-administered questionnaire.

ASK Specification: IF CONDITION = 2.

PQID: NEW

SAS Variable: MODE

Tags: Change Request

Notes: Phone vs F2F administration (FI completed) (condition 2 only)

**Question ID: PROXY**

TYPE OF INTERVIEW

- |   |                      |                   |
|---|----------------------|-------------------|
| 0 | RESPONDENT INTERVIEW | GO TO PC_BOX0B    |
| 1 | PROXY INTERVIEW      | GO TO PROXYREASON |

ASK Description: Respondents who completed the interviewer-administered questionnaire.

ASK Specification: IF CONDITION = 2.

PROGRAM: If PROXY != 0, 1, display error message in red and bold "REQUIRED QUESTION". User should not be permitted to leave PROXY blank.

PQID: NEW

SAS Variable: PROXY

Tags: Change Request

Notes: new question

**Question ID: PROXYREASON**

ENTER THE REASON FOR THE PROXY INTERVIEW:

- 1 PROXY PERSON IS 12-13 YEARS OLD AND PARENT REFUSED PERMISSION FOR SELF-INTERVIEW
- 2 PROXY PERSON IS PHYSICALLY/MENTALLY UNABLE TO ANSWER
- 3 PROXY PERSON IS TEMPORARILY ABSENT AND WON'T RETURN BEFORE CLOSEOUT

ASK Description: Proxy respondents who completed the interviewer-administered questionnaire.

ASK Specification: IF CONDITION = 2 AND PROXY = 1.

PROGRAM: If PROXYREASON != 1,2,3 display error message in red and bold "REQUIRED QUESTION". User should not be permitted to leave PROXYREASON blank.

PQID: NEW

SAS Variable: PROXYREASON

Tags: Change Request

Notes: new question

**Box ID: PC\_BOX0B**

IF CONDITION = 2 AND MODE = 1 and RECORDING = 1 (YES), GO TO CONFRECORD.  
ELSE, GO TO PC\_BOX1.

Tags: Change Request

Notes: Consent to Record Instructions moved to beginning of Person Level Interview

**Question ID: CONFRECORD**

You've consented to participate in this interview as well as to have the interview recorded for quality control purposes. I am going to turn on the recording now and ask you to confirm that permission to record.

[START RECORDING. THEN STATE:]

Today's date is [STATE: LOCAL DATE and TIME including AM/PM]. To confirm, you have given your permission to record this interview for quality control purposes. Is that correct?

- |                  |                  |
|------------------|------------------|
| 1 CONTINUE       | GO TO PC_BOX1    |
| 2 STOP RECORDING | GO TO PC_RECORD2 |

ASK Description: Respondents who completed the interviewer-administered questionnaire in-person and consented to record their interview.

ASK Specification: IF CONDITION = 2 AND MODE = 1 AND RECORDING = 1.

PQID: NEW

SAS Variable: CONFRECORD

Tags: Change Request

Notes: Consent to Record Instructions moved to beginning of Person Level Interview

**Question ID: PC\_RECORD2**

[STOP RECORDING. THEN STATE:]

That's fine. The interview will not be recorded.

ASK Description: Respondents who did not give permission to record the interview.

ASK Specification: IF CONFRECORD = 2.

PQID: NEW

SAS Variable: PC\_RECORD2

Tags: Change Request

Notes: Consent to Record Instructions moved to beginning of Person Level Interview

**Box ID: PC\_BOX1**

IF UT\_HHR = 1 and CONDITION = 2, GO TO PC1\_INTRO.  
ELSE, GO TO PC1\_PREINTRO.

**Question ID: PC1\_PREINTRO**

Thank you for participating in the National Survey of Crime and Safety sponsored by the Bureau of Justice Statistics at the US Department of Justice. { READ AS NEEDED:} The survey questions asks for information about people's perceptions of community safety, their local police, and their experiences with victimization and crime in the past year. The results will be used to help improve the way the government measures crime.

{On each screen, you will be asked about experiences that have happened to you recently. Click on your answer or type in an answer, and then click the NEXT button to continue to the next screen. You can skip any question you don't know the answer to or prefer not to answer by leaving the question blank and clicking the NEXT button.

If you need to change an answer, you can click the PREVIOUS button to go back to an earlier screen. Do not click the "Back" button in your browser.}

ASK Description: Respondents who are completing the self-administered questionnaire or non household respondents who are completing the interviewer-administered questionnaire.

ASK Specification: IF CONDITION = 3 OR (CONDITION = 2 AND UT\_HHR != 1).

DISPLAY: If CONDITION = 2, display " READ AS NEEDED:". Else, if CONDITION = 3, do not display.

If CONDITION = 3, display "On each screen,... NEXT button." Else, do not display.

SAS Variable: PC1\_PREINTRO

Tags: Change Request

Notes: Text change

**Question ID: PC1\_INTRO**

{I want to remind you that you can skip any question you don't know the answer to or prefer not to answer.} {Next/First} are some questions just about you.

DISPLAY: IF CONDITION = 2, Display "I want to... answer." Else, do not display.

IF CONDITION = 2 AND UT\_HHR = 1, DISPLAY "Next".

ELSE, DISPLAY "First".

If CONDITION = 3, DISPLAY "First".

SAS Variable: PC1\_INTRO

Tags: Change Request

Notes: IF CONDITION = 2: I want to remind you that you can skip any question you don't know the answer to or prefer not to answer. (IF UT\_HHR = 1: Next/ELSE: First) are some questions just about you.

IF CONDITION = 3: First are some questions about you.

**Question ID: PC1**

How long have you lived at this address?

- 1 |\_\_|\_\_| Years (Round to nearest whole year. Enter 0 if less than one year.)
- 2 |\_\_|\_\_| If less than one year, enter the number of months

ASK Description: All respondents.

PROGRAM: Allow entry for both months and years. Allow 2 digits for each field.

CREATE THE FOLLOING DERIVED VARIABLE:

PC1\_YEARS:

PC1\_YEARS = 0;

IF PC1\_YR != -9, SET PC1\_YEARS = PC1\_YEARS + PC1\_YR;

IF PC1\_MO != -9, SET PC1\_YEARS = PC1\_YEARS + PC1\_MO / 12;

PQID: NCVS-1, 25c, 33a, 33b

SAS Variable: PC1\_YR, PC1\_MO

Notes: updated for label to match programming

**Box ID: PC\_BOX2**

IF Respondent did not report the number of months or number of years they have lived at their address, GO TO PC2.

ELSE, respondent has been at the address for less than 1 year, GO TO PC3.

ELSE, respondent has been at the address for less than 5 years, GO TO PC4.

ELSE, GO TO BOX PC\_BOX3.

---

IF PC1\_YR = -9 AND PC1\_MO = -9, GO TO PC2.

ELSE, IF PC1\_YEARS < 1, GO TO PC3.

ELSE, IF PC1\_YEARS < 5, GO TO PC4.

ELSE, GO TO BOX PC\_BOX3.

Notes: revised varnames

**Question ID: PC2**

Have you lived at this address. . .

- |   |   |           |
|---|---|-----------|
| 1 | Less than 6 months                      | GO TO PC3 |
| 2 | At least 6 months, but less than 1 year | GO TO PC3 |
| 3 | At least 1 year, but less than 5 years  | GO TO PC4 |
| 4 | 5 years or more                         | GO TO PC5 |

ASK Description: Respondents who did not report the number of months or number of years they have lived at their address.

ASK Specification: IF PC1\_YR = -9 AND PC1\_MO = -9.

PQID: NCVS-1, 33c

SAS Variable: PC2

Tags: Change Request

Notes: New - "here" if condition = 2 in "Have you lived (CONDITION=3: at your current address /CONDITION=2: here) . . ."

Reversed change.

2. #10 – update "your current" to "this"

**Question ID: PC3**

Have you been homeless or without a regular place to stay at any time in the past 12 months, that is, since {DATE 12 MONTHS AGO}?

- 1 Yes
- 2 No

ASK Description: Respondents who have lived at their address for less than one year or did not report how long they have lived at their current address.

ASK Specification: IF ((PC1\_YR != -9 OR PC1\_MO != -9) AND PC1\_YEARS < 1) OR (PC1\_YR = -9 AND PC1\_MO = -9 AND PC2 = 1, 2, -9).

DISPLAY: For {DATE 12 MONTHS AGO}, display Today's date minus 12 months. Display format – January 1, 1900.

PQID: NEW

SAS Variable: PC3

Tags: Change Request

Notes: added "or without a regular place to stay"

**Question ID: PC4**

How many times have you moved in the past 5 years, that is, since {CURRENT MONTH AND CURRENT YEAR MINUS 5}?

1 |\_\_|\_\_|

ASK Description: Respondents who have lived at their address for less than 5 years or did not report how long they have lived at their address.

ASK Specification: IF ((PC1\_YR != -9 OR PC1\_MO != -9) AND PC1\_YEARS < 5) OR (PC1\_YR = -9 AND PC1\_MO = -9 AND PC2 = 1, 2, 3, -9).

PROGRAM: Allow 2 digits.

DISPLAY: For {CURRENT MONTH AND CURRENT YEAR MINUS 5}, display Today's date minus 5 in month/years. Display format – January, 1900.

PQID: NCVS-1, 33e

SAS Variable: PC4

Notes: removed "times" from text field label

**Box ID: PC\_BOX3**

IF respondent's age >= 16 (UT\_AGE >= 16), GO TO PC5.  
ELSE, GO TO PC\_BOX4.

**Question ID: PC5**

In the past 7 days, did you have a job or work at a business? *Do not include volunteer work or work around the house.*

- |       |            |
|-------|------------|
| 1 Yes | GO TO PC6A |
| 2 No  | GO TO PC6  |

ASK Description: Respondents who are 16 years or older.

ASK Specification: IF UT\_AGE >= 16.

DISPLAY: Display "Do not include... the house." in italics.

PQID: NCVS-1, 75a

SAS Variable: PC5

**Question ID: PC6**

AT ANY TIME during the past 12 months, that is, since {DATE 12 MONTHS AGO}, did you have a job or work at a business?

- 1 Yes
- 2 No

ASK Description: Respondents who are 16 years or older and did not have a job or work at a business in the past 7 days.

ASK Specification: IF UT\_AGE >= 16 AND PC5 = 2, -9.

PROGRAM: ROUTING INSTRUCTIONS: IF PC6 = 1, GO TO PC6a.  
ELSE, IF PC6 = 2, GO TO PC\_BOX4.  
ELSE, GO TO PC7.

DISPLAY: For {DATE 12 MONTHS AGO}, display Today's date minus 12 months. Display format - January 1, 1900.

PQID: NCVS-1, 75b

SAS Variable: PC6

**Question ID: PC6A**

Have you worked at this same job for all of the past 12 months?

- 1 Yes GO TO PC\_BOX4
- 2 No GO TO PC7

ASK Description: Respondents who are 16 years or older and have had a job or worked at a business in the past 12 months.

ASK Specification: IF UT\_AGE >= 16 AND (PC5 = 1 OR (PC5 = 2, -9 AND PC6 = 1)).

PQID: NEW

SAS Variable: PC6A

**Question ID: PC7**

At any time in the past 12 months, have you been unemployed?

- 1 Yes
- 2 No

ASK Description: Respondents who are 16 years or older and had a job or worked at a business in the past 12 months and have not worked the same job for all of the past 12 months or did not report whether they had a job or worked at a business in the past 12 months.

ASK Specification: IF UT\_AGE >= 16 AND (((PC5 = 1 OR (PC5 = 2, -9 AND PC6 = 1)) AND PC6A = 2, -9) OR (PC5 = 2, -9 AND PC6 = -9)).

PQID: NEW

SAS Variable: PC7



<b>Box ID:</b> <b>PC_BOX4</b>
If UT_ASKALL=1, GO TO PQ_START. If UT_ASKALL=2, GO TO CA_START.

## Police Ask-All Items

**Box ID: PQ\_START**

Programmer note: If UT\_ASKALL = 1, GO TO PQ\_BOX1. ELSE, GO TO CA\_START.

**Box ID: PQ\_BOX1**

For PQ1a-b, display a 'Yes' and 'No' column with options for each response category.

Tags: Stem and Leaf screen

**Question ID: PQ1**

Next are some questions about experiences you may have had with the police in your area during the past 12 months, that is, since {DATE 12 MONTHS AGO}. Please include experiences with police officers, sheriff's deputies, state troopers, or school resource officers, but not with guards or other security personnel who are not part of the police.

- 1 During the past 12 months, have you contacted the police in your area to report a crime, disturbance or suspicious activity?
- 2 During the past 12 months, have you contacted the police in your area to report something else, such as a traffic accident or medical emergency?

ASK Description: Respondents who were selected to answer questions about the police in their area.

ASK Specification: IF UT\_ASKALL = 1.

DISPLAY: In "DATE 12 MONTHS AGO", display Today's date minus 12 months. Display format – January 1, 1900.

PQID: NEW

SAS Variable: PQ1a, PQ1b

Tags: Change Request, Stem and Leaf screen

Notes: Revised wording added "or school resource officers"

**Box ID: PQ\_BOX2**

For PQ2a-c, display a 'Yes' and 'No' column with options for each response category.

Tags: Stem and Leaf screen

**Question ID: PQ2**

During the past 12 months, that is, since {DATE 12 MONTHS AGO} have you...

- 1 been stopped by the police when you were driving or when you were a passenger in a motor vehicle?
- 2 been stopped or approached by the police for some other reason?
- 3 been at a community meeting, neighborhood watch, or other activities where the police took part?

ASK Description: Respondents who were selected to answer questions about the police in their area.

ASK Specification: IF UT\_ASKALL = 1.

DISPLAY: In "DATE 12 MONTHS AGO", display Today's date minus 12 months. Display format – January 1, 1900.

PQID: NEW

SAS Variable: PQ2a, PQ2b, PQ2c

Tags: Change Request, Stem and Leaf screen

Notes: Revision to text, replaced "anti-crime activity" with "activities"

**Question ID: PQ3a**

The next questions ask for your views of the police in your area{ even though you may not have had direct contact with them recently}.

Please draw on everything you know about them and give your best judgments when you respond to these questions.

How respectfully do you think the police in your area treat people?

- 1 Very respectfully
- 2 Somewhat respectfully
- 3 Neither respectfully nor disrespectfully
- 4 Somewhat disrespectfully
- 5 Very disrespectfully

ASK Description: Respondents who were selected to answer questions about the police in their area.

ASK Specification: IF UT\_ASKALL = 1.

DISPLAY: If PQ1a = 2 and PQ1b = 2 and PQ2a = 2 and PQ2b = 2 and PQ2c = 2, display " even though you may not have had direct contact recently". Else, do not display this text.

PQID: NEW

SAS Variable: PQ3a

**Question ID: PQ3b**

In your opinion, how much time and attention do the police in your area give to what people have to say?

- 1 A great deal of time
- 2 A lot of time
- 3 A moderate amount of time
- 4 A little time
- 5 No time at all

ASK Description: Respondents who were selected to answer questions about the police in their area.

ASK Specification: IF UT\_ASKALL = 1.

PQID: NEW

SAS Variable: PQ3b

**Question ID: PQ3c**

In your opinion, how fairly do the police in your area treat people?

- 1 Very fairly
- 2 Somewhat fairly
- 3 Neither fairly nor unfairly
- 4 Somewhat unfairly
- 5 Very unfairly

ASK Description: Respondents who were selected to answer questions about the police in their area.

ASK Specification: IF UT\_ASKALL = 1.

PQID: NEW

SAS Variable: PQ3c

Tags: Change Request

Notes: revised text, removed "regardless of who they are"

**Question ID: PQ3d**

How effective are the police at preventing crime in your area?

- 1 Very effective
- 2 Somewhat effective
- 3 Neither effective nor ineffective
- 4 Somewhat ineffective
- 5 Very ineffective

ASK Description: Respondents who were selected to answer questions about the police in their area.

ASK Specification: IF UT\_ASKALL = 1.

PQID: NEW

SAS Variable: PQ3d

**Question ID: PQ3e**

How much do you trust the police in your area?

- 1 Trust completely
- 2 Somewhat trust
- 3 Neither trust nor distrust
- 4 Somewhat distrust
- 5 Distrust completely

ASK Description: Respondents who were selected to answer questions about the police in their area.

ASK Specification: IF UT\_ASKALL = 1.

PQID: NEW

SAS Variable: PQ3e

**Question ID: PQ3f**

Taking everything into account, how would you rate the job the police in your area are doing?

- 1 A very good job
- 2 A somewhat good job
- 3 Neither a good nor a bad job
- 4 A somewhat bad job
- 5 A very bad job

ASK Description: Respondents who were selected to answer questions about the police in their area.

ASK Specification: IF UT\_ASKALL = 1.

PQID: NEW

SAS Variable: PQ3f

## Community Measures

**Box ID: CA\_START**

Programmer note: If UT\_ASKALL = 2, GO TO CA1\_INTRO. ELSE, GO TO S\_INTRO\_2.

**Question ID: CA1\_INTRO**

Next are some questions about your local area.

ASK Description: Respondents who were selected to answer questions about their local area.

ASK Specification: IF UT\_ASKALL = 2.

**Box ID: CA\_BOX1**

Display questions CA1a through CA1d using the expanded stem-leaf screen. The introduction text from CA1a is the stem. Show all leaves on the screen at once.

Tags: Stem and Leaf screen

**Question ID: CA1a**

How worried are you about {each of the following:/. . .}

Being mugged or robbed in your local area?

- 1 Extremely worried
- 2 Very worried
- 3 Somewhat worried
- 4 Slightly worried
- 5 Not at all worried

ASK Description: Respondents who were selected to answer questions about their local area.

ASK Specification: IF UT\_ASKALL = 2.

DISPLAY: If CONDITION = 3, then display "each of the following:". Else, if CONDITION = 2, then display ". . .".

PQID: NEW

SAS Variable: CA1a

Tags: Change Request, Stem and Leaf screen

Notes: 1. Change midpoint of response scale to "Somewhat or moderately"

2. New - "... " if condition = 2 in "How worried are you about (CONDITION=3: each of the following:/CONDITION=2: . . . ) "

**Question ID: CA1b**

{(How worried are you about) being/Being} threatened or attacked in your local area?

- 1 Extremely worried
- 2 Very worried
- 3 Somewhat worried
- 4 Slightly worried
- 5 Not at all worried

ASK Description: Respondents who were selected to answer questions about their local area.

ASK Specification: IF UT\_ASKALL = 2.

DISPLAY: If CONDITION = 2, then display "(How worried are you about) being". Else if CONDITION = 3, display "Being".

PQID: NEW

SAS Variable: CA1b

Tags: Change Request, Stem and Leaf screen

Notes: 1. Change midpoint of response scale to "Somewhat or moderately"  
 2. new - "How worried are you about" for condition = 2 in "(CONDITION=2: (How worried are you about) ) being threatened or attacked in your local area?"

**Question ID: CA1c**

{(How worried are you about) having/Having} something stolen from inside your home?

- 1 Extremely worried
- 2 Very worried
- 3 Somewhat worried
- 4 Slightly worried
- 5 Not at all worried

ASK Description: Respondents who were selected to answer questions about their local area.

ASK Specification: IF UT\_ASKALL = 2.

DISPLAY: If CONDITION = 2, then display "(How worried are you about) having". Else if CONDITION = 3, display "Having".

PQID: NEW

SAS Variable: CA1c

Tags: Change Request, Stem and Leaf screen

Notes: 1. Change midpoint of response scale to "Somewhat or moderately"  
 2. new - "How worried are you about" for condition = 2 in "(CONDITION=2: (How worried are you about) ) having something stolen from inside your home?"



**Question ID: CA1d**

{(How worried are you about) having/Having} something stolen from your porch, lawn, garage, or other part of your property?

- 1 Extremely worried
- 2 Very worried
- 3 Somewhat worried
- 4 Slightly worried
- 5 Not at all worried

ASK Description: Respondents who were selected to answer questions about their local area.

ASK Specification: IF UT\_ASKALL = 2.

DISPLAY: If CONDITION = 2, then display "(How worried are you about) having". Else if CONDITION = 3, display "Having".

PQID: NEW

SAS Variable: CA1d

Tags: Change Request, Stem and Leaf screen

Notes: 1. Change midpoint of response scale to "Somewhat or moderately"  
 2. new - "How worried are you about" for condition = 2 in "(CONDITION=2: (How worried are you about) ) having something stolen from your porch, lawn, garage, or other part of your property?"

**Question ID: CA\_1**

Is there any place within a mile of your home where you would be afraid to walk alone at night?

- 1 Yes
- 2 No

ASK Description: Respondents who were selected to answer questions about their local area.

ASK Specification: IF UT\_ASKALL = 2.

PQID: NEW

SAS Variable: CA\_1

Tags: Change Request

Notes: Add new item before existing CM2: "Is there any place within a mile of your home where you would be afraid to walk alone at night?" Yes/No

**Question ID: CA2**

How often does concern about crime prevent you from doing things you would like to do?

- 1 Every day
- 2 Several times a week
- 3 Several times a month
- 4 Once a month or less
- 5 Never

ASK Description: Respondents who were selected to answer questions about their local area.

ASK Specification: IF UT\_ASKALL = 2.

PQID: NEW

SAS Variable: CA2

**Box ID: CA\_BOX2**

Display questions CA3a through CA3d using the expanded stem-leaf screen. The introduction text from CA3a is the stem. Show all leaves on the screen at once.

Tags: Stem and Leaf screen

**Question ID: CA3a**

In your local area, how common a problem is { . . ./each of the following: }

Vandalism, graffiti or other deliberate damage to property

- 1 Extremely common
- 2 Very common
- 3 Somewhat common
- 4 Not too common
- 5 Not common at all

ASK Description: Respondents who were selected to answer questions about their local area.

ASK Specification: IF UT\_ASKALL = 2.

DISPLAY: If CONDITION = 2, then display ". . .". Else, if CONDITION = 3, then display "each of the following:".

PQID: NEW

SAS Variable: CA3a

Tags: Change Request, Stem and Leaf screen

Notes: 1. Change midpoint of response scale to "Somewhat or moderately"  
 2. New - "... " if condition = 2 in "In your local area, how common a problem is [CONDITION=3: each of the following:/CONDITION=2: . . . ] "  
 3. #264 – removed question mark

**Question ID: CA3b**

People being drunk or rowdy in public places

- 1 Extremely common
- 2 Very common
- 3 Somewhat common
- 4 Not too common
- 5 Not common at all

ASK Description: Respondents who were selected to answer questions about their local area.

ASK Specification: IF UT\_ASKALL = 2.

PQID: NEW

SAS Variable: CA3b

Tags: Change Request, Stem and Leaf screen

Notes: 1. Change midpoint of response scale to "Somewhat or moderately"  
 2. new - "In your local area, how common a problem is" for condition = 2 in "(CONDITION=2: (In your local area, how common a problem is) ) people being drunk or rowdy in public places?"  
 3. reversed change  
 4. #264 – removed question mark

**Question ID: CA3c**

Burned, abandoned or boarded-up buildings

- 1 Extremely common
- 2 Very common
- 3 Somewhat common
- 4 Not too common
- 5 Not common at all

ASK Description: Respondents who were selected to answer questions about their local area.

ASK Specification: IF UT\_ASKALL = 2.

PQID: NEW

SAS Variable: CA3c

Tags: Change Request, Stem and Leaf screen

Notes: 1. Change midpoint of response scale to "Somewhat or moderately"  
 2. new - "In your local area, how common a problem is" for condition = 2 in "(CONDITION=2: (In your local area, how common a problem is) ) burned, abandoned or boarded-up buildings?"  
 3. reversed change  
 4. #264 – removed question mark

**Question ID: CA3d**

People using or dealing drugs illegally

- 1 Extremely common
- 2 Very common
- 3 Somewhat common
- 4 Not too common
- 5 Not common at all

ASK Description: Respondents who were selected to answer questions about their local area.

ASK Specification: IF UT\_ASKALL = 2.

PQID: NEW

SAS Variable: CA3d

Tags: Change Request, Stem and Leaf screen

- Notes: 1. Change midpoint of response scale to "Somewhat or moderately"  
2. new - "In your local area, how common a problem is" for condition = 2 in "(CONDITION=2: (In your local area, how common a problem is) ) people using or dealing drugs illegally?"  
3. reversed change  
4. #264 – removed question mark

**Question ID: CA4**

If children or teenagers in your local area were skipping school and hanging out on a street corner, how likely is it that any of your neighbors would do something about it?

- 1 Very likely
- 2 Somewhat likely
- 3 Neither likely nor unlikely
- 4 Somewhat unlikely
- 5 Very unlikely

ASK Description: Respondents who were selected to answer questions about their local area.

ASK Specification: IF UT\_ASKALL = 2.

PQID: NEW

SAS Variable: CA4

**Question ID: CA5**

If children or teenagers were damaging others' property, how likely is it any of your neighbors would do something about it?

- 1 Very likely
- 2 Somewhat likely
- 3 Neither likely nor unlikely
- 4 Somewhat unlikely
- 5 Very unlikely

ASK Description: Respondents who were selected to answer questions about their local area.

ASK Specification: IF UT\_ASKALL = 2.

PQID: NEW

SAS Variable: CA5

**Question ID: CA6**

If there was a crime in your local area, how likely is it that any of your neighbors would call the police?

- 1 Very likely
- 2 Somewhat likely
- 3 Neither likely nor unlikely
- 4 Somewhat unlikely
- 5 Very unlikely

ASK Description: Respondents who were selected to answer questions about their local area.

ASK Specification: IF UT\_ASKALL = 2.

PQID: NEW

SAS Variable: CA6

**Box ID: CA\_BOX3**

Display questions CA7a and CA7b using the expanded stem-leaf screen. The introduction text from CA7a is the stem. Show all leaves on the screen at once.

Tags: Stem and Leaf screen

**Question ID: CA7a**

Please {tell me/mark} how much you agree or disagree with each of the following statements about your local area.

People around here are willing to help their neighbors.

- 1 Strongly agree
- 2 Somewhat agree
- 3 Neither agree nor disagree
- 4 Somewhat disagree
- 5 Strongly disagree

ASK Description: Respondents who were selected to answer questions about their local area.

ASK Specification: IF UT\_ASKALL = 2.

DISPLAY: If CONDITION = 2, then display "tell me". Else, if CONDITION = 3, then display "mark".

PQID: NEW

SAS Variable: CA7a

Tags: Change Request, Stem and Leaf screen

Notes: 1. "I will ask" if condition = 2 in "Next are some statements that may or may not apply to your local area. For each one, (CONDITION=3: please mark / CONDITION=2: I will ask ) how much you agree or disagree."

2. "Do you . . ." if condition = 2 in "People around here are willing to help their neighbors. CONDITION=2: Do you . . ."

3. [IF CONDITION=2 DISPLAY: Please tell me how much you agree or disagree with each of the following statements about your local area. / ELSE IF CONDITION=3 DISPLAY: How much do you agree or disagree with each of the following statements about your local area?]

4. reversed change, removed "Do you..."

5. revise conditional text: tell me/mark

**Question ID: CA7b**

People in this local area can be trusted.

- 1 Strongly agree
- 2 Somewhat agree
- 3 Neither agree nor disagree
- 4 Somewhat disagree
- 5 Strongly disagree

ASK Description: Respondents who were selected to answer questions about their local area.

ASK Specification: IF UT\_ASKALL = 2.

PQID: NEW

SAS Variable: CA7b

Tags: Change Request, Stem and Leaf screen

Notes: "Do you . . ." if condition = 2 in "People in this local area can be trusted.

CONDITION=2: Do you . . ."

reversed change, removed "Do you..."

## Victimization Screener

**Question ID: S\_INTRO\_2**

The next questions{ will} ask about things that may have happened to you in the past 12 months, that is, since {TODAY'S DATE ONE YEAR AGO}. The questions will cover theft,{ break-ins, vandalism,} physical attacks, and unwanted sexual contact.

ASK Description: All respondents.

PROGRAM: ROUTING INSTRUCTIONS: If UT\_HHR = 1 (household respondent), go to S\_01. Else, go to S\_03.

DISPLAY: If UT\_HHR = 1 (household respondent), display " break-ins, vandalism,". ELSE, do not display this text. If UT\_HHR != 1, display " will". ELSE, do not display this text.  
In "TODAY'S DATE ONE YEAR AGO", display Today's date minus 12 months. Display format – January 1, 1900.



## Vehicle Theft

**Question ID: S\_01**

At any point in the past 12 months, have you or someone you live with owned a car, van, truck, motorcycle, or other motor vehicle?

- 1 Yes
- 2 No

ASK Description: Household respondents.

ASK Specification: If UT\_HHR = 1.

PROGRAM: ROUTING INSTRUCTIONS: If S\_01 = 1,-9, go to S\_01A. Else, go to S\_03.

PQID: Revision to NCVS-1, item 38

SAS Variable: S\_01

**Question ID: S\_01A**

How many motor vehicles have you or someone you live with owned over the past 12 months? Please include any that are no longer owned by you or someone you live with.

- 1 Number of motor vehicles: | \_ \_ |

ASK Description: Respondents who have owned or lived with someone who owned a car, van, truck, motorcycle, or other motor vehicle in the past 12 months or who did not indicate they have owned or lived with someone who owned a car, van, truck, motorcycle, or other motor vehicle in the past 12 months.

ASK Specification: IF S\_01 = 1,-9.

PROGRAM: ROUTING INSTRUCTIONS: If S\_01A = 0, -9, go to S\_03. Else go to S\_01BOX1.

PQID: Revision to NCVS-1, item 38

SAS Variable: S\_01A

Tags: Change Request

Notes: updated open text label

**Box ID: S\_01BOX1**

For S\_01B, display a 'Yes' and 'No' column with options for each response category.

Tags: Stem and Leaf screen

**Question ID: S\_01B**

These first questions ask just about vehicle theft. In the past 12 months ...

- 1 {Did anyone steal the vehicle or use it without permission?/Did anyone steal any of these vehicles or use it without permission?}
- 2 Did anyone TRY to steal {the vehicle/any of these vehicles} but not actually steal it?

ASK Description: Respondents who have owned or lived with someone who owned a car, van, truck, motorcycle, or other motor vehicle in the past 12 months.

ASK Specification: IF S\_01 = 1 and S\_01A > 0.

PROGRAM: ROUTING INSTRUCTIONS: If S\_01B1 = 1 or S\_01B2 = 1, go to S\_01C1. Else, go to S\_02.

DISPLAY: In S\_01B1, if S\_01A = 1, display "Did anyone steal the vehicle or use it without permission?". Else, display "Did anyone steal any of these vehicles or use it without permission?".

In S\_01B2, if S\_01A = 1, display "the vehicle". Else, display "any of these vehicles".

PQID: Revision to NCVS-1, item 39a

SAS Variable: S\_01B1, S\_01B2

Tags: Stem and Leaf screen

**Question ID: S\_01C1**

In the past 12 months, how many times {was a vehicle stolen or used without permission/did someone try to steal a vehicle/was a vehicle stolen or used without permission or did someone try to steal a vehicle}?

- 1 Once
- 2 Two or more times {How many times: |\_|\_|}

ASK Description: Respondents who had a vehicle stolen, used without permission, or was attempted stolen in the past 12 months.

ASK Specification: IF S\_01 = 1 AND (S\_01B1 = 1 OR S\_01B2 = 1).

PROGRAM: ROUTING INSTRUCTIONS: If S\_01C1 = -9 or (S\_01C1 = 2 and S\_01C1\_NUM = -9), go to S\_01C1A.

Else, if S\_01C1 = 2 and S\_01C1\_NUM >= 4, go to S\_01C2.

Else, if S\_01C1 = 2 and S\_01C1\_NUM = 2, 3, go to S\_01D\_INTRO.

Else, if S\_01C1 = 1 or (S\_01C1 = 2 and S\_01C1\_NUM = 1), go to S\_01BOX2.

Else, go to S\_02.

DISPLAY: If S\_01B1 = 1 and S\_01B2 = 1, display "was a vehicle stolen or used without permission or did someone try to steal a vehicle". Else, if S\_01B1 = 1 and S\_01B2 = 2, -9, display "was a vehicle stolen or used without permission". Else, if S\_01B2 = 1 and S\_01B1 = 2, -9, display "did someone try to steal a vehicle".

If S\_01C1 = 2, display "How many times:" and an open response field. Allow 2 digits.

PQID: Revision to NCVS-1, item 39b

SAS Variable: S\_01C1, S\_01C1\_NUM

Tags: Change Request

Notes: revise for the FT (and use "two or more times" as per Darby)

**Question ID: S\_01C1A**

You did not enter how many times this happened in the past 12 months. Please select one of the following.

- 1 I really meant to answer
- 2 I don't know the answer

ASK Description: Respondents who had a vehicle stolen, used without permission, or was attempted stolen in the past 12 months and did not enter how many times this happened in the past 12 months.

ASK Specification: IF S\_01 = 1 AND (S\_01B1 = 1 OR S\_01B2 = 1) AND (S\_01C1 = -9 OR (S\_01C1 = 2 AND S\_01C1\_NUM = -9)).

PROGRAM: If S\_01C1A = 2, -9, set S\_MV = 1 and create 1 CIR.

ROUTING INSTRUCTIONS: If S\_01C1A = 1, go to S\_01C1.

Else, go to S\_01BOX2.

PQID: NEW

SAS Variable: S\_01C1A

Tags: Change Request

Notes: replaced with "create 1 CIR"

**Question ID: S\_01C2**

Do you recall enough details about each incident to be able to distinguish them from each other?

- 1 Yes
- 2 No GO TO S\_01BOX2

ASK Description: Respondents who had a vehicle stolen, used without permission, or was attempted stolen in the past 12 months and reported four or more vehicle theft incidents in the past 12 months.

ASK Specification: IF S\_01 = 1 AND (S\_01B1 = 1 OR S\_01B2 = 1) AND S\_01C1 = 2 AND S\_01C1\_NUM >= 4.

PROGRAM: If S\_01C2 = 2, set SERIES = 1.

PQID: Adapted from CIR5b

SAS Variable: S\_01C2

**Question ID: S\_01D\_INTRO**

{I will ask/On the next screens, you are going to be asked} about {each of these/the four most recent} incidents, starting with the most recent{ time this happened. Please click NEXT to continue.}

ASK Description: Respondents who had a vehicle stolen, used without permission, or was attempted stolen in the past 12 months and reported less than four vehicle theft incidents in the last 12 months or reported four or more vehicle theft incidents in the past 12 months and recalled enough details about each incident to be able to distinguish them from each other.

ASK Specification: IF S\_01 = 1 AND (S\_01B1 = 1 OR S\_01B2 = 1) AND S\_01C1 = 2 AND (S\_01C1\_NUM = 2, 3 OR (S\_01C1\_NUM >= 4 AND S\_01C2 = 1)).

DISPLAY: If S\_01C1\_NUM = 2, 3, 4, display "each of these". Else, if S\_01C1\_NUM >= 5, display "the four most recent".

If CONDITION = 2, display "I will ask". Else, if CONDITION = 3, display "On the next screens, you are going to be asked" and " time this happened... continue."

Tags: Change Request

Notes: IF CONDITION=2:

VERSION1: I will ask about each of these incidents, starting with the most recent.

VERSION2: I will ask about the four most recent incidents, starting with the most recent.

IF CONDITION=3:

VERSION1: On the next screens, you are going to be asked about each of these incidents, starting with the most recent time this happened. Please click NEXT to continue.

VERSION2: On the next screens, you are going to be asked about the four most recent incidents, starting with the most recent time this happened. Please click NEXT to continue.

**Box ID: S\_01BOX2**

If S\_01C1 = 2 and (S\_01C1\_NUM = 2, 3 or (S\_01C1\_NUM >= 4 and S\_01C2 = 1)), repeat S\_01D through S\_01G up to 4 times for each vehicle theft incident reported in S\_01C1\_NUM. Ask all items from S\_01D through S\_01G (as appropriate) for most recent incident, then move to next most recent incident, and so on.

Else, if S\_01C1 = 1 or S\_01C1\_NUM = 1 or (S\_01C1\_NUM >= 4 and S\_01C2 = 2) or S\_01C1A = 2, -9, ask only about most recent incident in S\_01D.

**Question ID: S\_01D**

{You said that someone{ stole a vehicle or used it without permission}{ or}{ tried to steal a vehicle} {FILL ANSWER FROM S\_01C1} times in the past 12 months.} In what month did the {MOST RECENT/SECOND MOST RECENT/THIRD MOST RECENT/FOURTH MOST RECENT} incident happen? If you don't remember the exact month, please give your best estimate.

- 1 Before {CURRENT MONTH MINUS 12}
- 2 {CURRENT MONTH MINUS 12}
- 3 {CURRENT MONTH MINUS 11}
- 4 {CURRENT MONTH MINUS 10}
- 5 {CURRENT MONTH MINUS 9}
- 6 {CURRENT MONTH MINUS 8}
- 7 {CURRENT MONTH MINUS 7}
- 8 {CURRENT MONTH MINUS 6}
- 9 {CURRENT MONTH MINUS 5}
- 10 {CURRENT MONTH MINUS 4}
- 11 {CURRENT MONTH MINUS 3}
- 12 {CURRENT MONTH MINUS 2}
- 13 {CURRENT MONTH MINUS 1}
- 14 {CURRENT MONTH}

ASK Description: Respondents who had a vehicle stolen or used without permission or had a vehicle that someone attempted to steal once in the past 12 months or did not know how many times this incident happened in the past 12 months.

ASK Specification: IF (S\_01B1 = 1 OR S\_01B2 = 1) AND (S\_01C1 = 1 OR (S\_01C1 = 2 AND S\_01C1\_NUM >= 1) OR S\_01C1A = 2, -9).

PROGRAM: ROUTING INSTRUCTIONS: If DATE PROVIDED IN S\_01D IS CURRENT MONTH MINUS 12 OR S\_01D = -9, go to S\_01D1.

Else, if DATE PROVIDED IN S\_01D IS CURRENT MONTH MINUS 6, go to S\_01D2.

Else, if DATE PROVIDED IN S\_01D IS BEFORE CURRENT MONTH MINUS 12, go to S\_02.

Else, go to S\_01BOX3.

DISPLAY: If S\_07B1\_NUM > 1, display for all incidents after the first "You said that someone... in the past 12 months.". Else, do not display this text.

If S\_01B1 = 1, display "stole a vehicle or used it without permission". Else, do not display this text.

If S\_01B2 = 1, display "tried to steal a vehicle". Else, do not display this text.

If S\_01B1 = 1 and S\_01B2 = 1, display "or". Else, do not display this text.

For the first incident, display "MOST RECENT".

For the second incident, display "SECOND MOST RECENT".

For the third incident, display "THIRD MOST RECENT".

For the fourth incident, display "FOURTH MOST RECENT".

In each response option, take Today's month minus N in descending order. Display format - January 1, 1900.

PQID: NEW

SAS Variable: S\_01D

**Question ID: S\_01D1**

Did this incident happen before, after, or on {12-MO ANCHORDATE}?

- 1 It happened before {12-MO ANCHORDATE}
- 2 It happened after or on {12-MO ANCHORDATE}
- 3 I don't know when it happened / can't remember

ASK Description: Respondents who had a vehicle stolen or used without permission or had a vehicle that someone attempted to steal but did not provide a date when this happened or said it happened 12 months ago.

ASK Specification: IF DATE PROVIDED IN S\_01D IS CURRENT MONTH MINUS 12 OR S\_01D = -9.

PROGRAM: ROUTING INSTRUCTIONS: If S\_01D = -9 and S\_01D1 = 2, go to S01D2.  
 Else, if DATE PROVIDED IN S\_01D IS CURRENT MONTH MINUS 12 and S\_01D1 = 2, go to S\_01BOX3.  
 Else, if S\_01D1 = 3, -9, go to S\_01BOX5.  
 Else, if S\_01D1 = 1, go to S\_02.

DISPLAY: In "12-MO ANCHORDATE", display Today's date minus 12 months. Display format - January 1, 1900.

PQID: NEW

SAS Variable: S\_01D1

**Question ID: S\_01D2**

Did this incident happen before, after, or on {6-MO ANCHORDATE}?

- 1 It happened before {6-MO ANCHORDATE}
- 2 It happened after or on {6-MO ANCHORDATE}
- 3 I don't know

ASK Description: Respondents who had a vehicle stolen or used without permission or had a vehicle that someone attempted to steal 6 months ago or on or after 12 months ago.

ASK Specification: IF DATE PROVIDED IN S\_01D IS CURRENT MONTH MINUS 6 OR (S\_01D = -9 AND S\_01D1 = 2).

DISPLAY: In 6-MO ANCHORDATE, display Today's date minus 6 months. Display format – January 1, 1900.

PQID: NEW

SAS Variable: S\_01D2

Tags: Change Request

Notes: We would like to change the stem and response items (to align with the similar "12 month" items) as follows:

'Did this incident happen (NEW: before, after, or) on (CURRENT: or after '.\$six.', or before) '.\$six.'?',

'1' => CURRENT: 'It happened on or after '.\$six, NEW: 'It happened before '.\$six,

'2' => CURRENT: 'It happened before '.\$six, NEW: 'It happened after or on '.\$six,

'3' => 'I don\'t know',

Note: for option 3 we will keep "I don't know" (rather than "I don't know when it happened") - for documentation, refer to emails on 2/18/19 and 2/19/19 between Pamela and Darby

**Box ID: S\_01BOX3**

For each incident that happened within the past 12 months, set S\_MV = 1.

If interleaving condition, go to S\_01E.

Else, go to S\_01BOX5.

---

IF DATE PROVIDED IN S\_01D IS WITHIN THE PAST 12 MONTHS OR S\_01D1 = 2, set S\_MV = 1.

If SVERSION = 1, go to S\_01E.

Else, go to S\_01BOX5.



**Question ID: S\_01E**

Still thinking about this {most recent/second most recent/third most recent/fourth most recent/S\_01D: MONTH, YEAR} incident when someone{ stole a vehicle or used it without permission}{ or}{ tried to steal a vehicle}, was anything stolen from the vehicle, such as a cell phone, money, or anything else in the vehicle?

- 1 Yes
- 2 No

ASK Description: Respondents who had a vehicle stolen or used without permission or had a vehicle that someone attempted to steal in the past 12 months or did not know how many times this incident happened in the past 12 months.

ASK Specification: IF SVERSION = 1 AND (S\_01C1 = 1 OR S\_01C1\_NUM >= 1 OR S\_01C1A = 2, -9) AND (DATE PROVIDED IN S\_01D IS WITHIN THE PAST 12 MONTHS OR S\_01D1 = 2).

PROGRAM: If S\_01E = 1, set S\_T=1.

DISPLAY: If date provided in S\_01D, display Month, Year for each incident. Display format – January, 1900.

Else, if this is the first incident in the series and S\_01D = -9, display "most recent."

Else, if this is the second incident in the series and S\_01D = -9, display "second most recent."

Else, if this is the third incident in the series and S\_01D = -9, display "third most recent."

Else, if this is the fourth incident in the series and S\_01D = -9, display "fourth most recent."

If S\_01B1 = 1, display "stole a vehicle or used it without permission". Else, do not display this text.

If S\_01B2 = 1, display "tried to steal a vehicle". Else, do not display this text.

If S\_01B1 = 1 and S\_01B2 = 1, display "or". Else, do not display this text.

PQID: NEW

SAS Variable: S\_01E

**Question ID: S\_01F**

Still thinking about this {most recent/second most recent/third most recent/fourth most recent/S\_01D: MONTH, YEAR} incident when someone{ stole a vehicle or used it without permission}{ or}{ tried to steal a vehicle}, were you physically attacked or were you threatened with a weapon during this incident?

- |       |                |
|-------|----------------|
| 1 Yes | GO TO S_01G    |
| 2 No  | GO TO S_01BOX5 |

ASK Description: Respondents who had a vehicle stolen or used without permission or had a vehicle that someone attempted to steal in the past 12 months or did not know how many times this incident happened in the past 12 months.

ASK Specification: IF SVERSION = 1 AND (S\_01C1 = 1 OR S\_01C1\_NUM >= 1 OR S\_01C1A = 2, -9) AND (DATE PROVIDED IN S\_01D IS WITHIN THE PAST 12 MONTHS OR S\_01D1 = 2).

PROGRAM: If S\_01F = 1, set S\_ATA=1.

DISPLAY: If date provided in S\_01D, display Month, Year for each incident. Display format – January, 1900.

Else, if this is the first incident in the series and S\_01D = -9, display "most recent."

Else, if this is the second incident in the series and S\_01D = -9, display "second most recent."

Else, if this is the third incident in the series and S\_01D = -9, display "third most recent."

Else, if this is the fourth incident in the series and S\_01D = -9, display "fourth most recent."

If S\_01B1 = 1, display "stole a vehicle or used it without permission". Else, do not display this text.

If S\_01B2 = 1, display "tried to steal a vehicle". Else, do not display this text.

If S\_01B1 = 1 and S\_01B2 = 1, display "or". Else, do not display this text.

PQID: NEW

SAS Variable: S\_01F

**Question ID: S\_01G**

Still thinking about this {most recent/second most recent/third most recent/fourth most recent/S\_01D: MONTH, YEAR} incident when someone{ stole a vehicle or used it without permission}{ or}{ tried to steal a vehicle}, did anyone have, or try to have, sexual contact with you that you DID NOT CONSENT TO and that YOU DID NOT WANT to happen?

- 1 Yes
- 2 No

ASK Description: Respondents who had a vehicle stolen or used without permission or had a vehicle that someone attempted to steal in the past 12 months or did not know how many times this incident happened in the past 12 months and were physically attacked, or threatened with a weapon during this incident.

ASK Specification: IF SVERSION = 1 AND (S\_01C1 = 1 OR S\_01C1\_NUM >= 1 OR S\_01C1A = 2, -9) AND (DATE PROVIDED IN S\_01D IS WITHIN THE PAST 12 MONTHS OR S\_01D1 = 2) AND S\_01F = 1.

PROGRAM: If S\_01G = 1, set S\_SA=1.

DISPLAY: If date provided in S\_01D, display Month, Year for each incident. Display format – January, 1900.

Else, if this is the first incident in the series and S\_01D = -9, display "most recent."

Else, if this is the second incident in the series and S\_01D = -9, display "second most recent."

Else, if this is the third incident in the series and S\_01D = -9, display "third most recent."

Else, if this is the fourth incident in the series and S\_01D = -9, display "fourth most recent."

If S\_01B1 = 1, display "stole a vehicle or used it without permission". Else, do not display this text.

If S\_01B2 = 1, display "tried to steal a vehicle". Else, do not display this text.

If S\_01B1 = 1 and S\_01B2 = 1, display "or". Else, do not display this text.

PQID: NEW

SAS Variable: S\_01G

**Box ID: S\_01BOX5**

If data has been collected for the four most recent dates in S\_01D where N = S\_01C1\_NUM, go to S\_02.

Else, go to S\_01D for incident (N+1).

## Vehicle Part Theft

**Box ID: S\_02BOX1**

For S\_02A, display 'Yes' and 'No' columns with options for each response category.

Tags: Stem and Leaf screen

**Question ID: S\_02A**

In the past 12 months ...

- 1 Did anyone steal any vehicle parts such as a tire, car stereo, GPS, hubcap, or battery from {the vehicle/any of these vehicles}?
- 2 Did anyone steal any gas from {the vehicle/any of these vehicles}?
- 3 Did anyone TRY to steal vehicle parts from {the vehicle/any of these vehicles} but did not actually do this?

ASK Description: Household respondents who have owned or lived with someone who owned a car, van, truck, motorcycle, or other motor vehicle in the past 12 months and reported whether or not someone stole a vehicle or used it without permission or attempted to steal a vehicle.

ASK Specification: IF UT\_HHR = 1 AND S\_01 = 1 AND (S\_01B1 = 1, 2 OR S\_01B2 = 1, 2).

PROGRAM: ROUTING INSTRUCTIONS: If S\_02A1 = 1 or S\_02A2 = 1 or S\_02A3 = 1, go to S\_02B1. Else, go to S\_03.

DISPLAY: If S\_01A = 1, display "the vehicle". Else, if S\_01A > 1 or S\_01A = -9, display "any of these vehicles".

PQID: Revision to NCVS-1, item 39a

SAS Variable: S\_02A1, S\_02A2, S\_02A3

Tags: Change Request, Stem and Leaf screen

Notes: removed "Mark yes or no to each item."

**Question ID: S\_02B1**

{Thinking about the times when someone stole or tried to steal vehicle parts or gas,}How many times did {this happen/any of these things happen} in the past 12 months?

- 1 Once
- 2 Two or more times {How many times: |\_ \_|}

ASK Description: Respondents who had any vehicle parts or gas stolen from their vehicle or someone tried to steal vehicle parts.

ASK Specification: IF S\_02A1 = 1 OR S\_02A2 = 1 OR S\_02A3 = 1.

PROGRAM: ROUTING INSTRUCTIONS: If S\_02B1 = -9 or (S\_02B1 = 2 and S\_02B1\_NUM = -9), go to S\_02B1A.

Else, if S\_02B1 = 2 and S\_02B1\_NUM >= 4, go to S\_02B2.

Else, if S\_02B1 = 2 and S\_02B1\_NUM = 2, 3, go to S\_02C\_INTRO.

Else, if S\_02B1 = 1 or (S\_02B1 = 2 and S\_02B1\_NUM = 1), go to S\_02BOX2.

Else, go to S\_03.

DISPLAY: If (S\_02A1 = 1 or S\_02A2 = 1) and S\_02A3 = 1, display "Thinking about the times when someone stole or tried to steal vehicle parts or gas,". Else, do not display this text.

If the respondent selected yes to only one vehicle theft type in S\_02A, display "this happen".

Else, display "any of these things happen".

If S\_02B1 = 2, display "How many times:" and an open response field. Allow 2 digits.

PQID: Revision to NCVS-1, item 39b

SAS Variable: S\_02B1, S\_02B1\_NUM

Tags: Change Request

Notes: revise for the FT (and use "two or more times" as per Darby)

**Question ID: S\_02B1A**

You did not enter how many times this happened in the past 12 months. Please select one of the following.

- 1 I really meant to answer
- 2 I don't know the answer

ASK Description: Respondents who had any vehicle parts or gas stolen from their vehicle or someone tried to steal vehicle parts and did not enter how many times this happened in the past 12 months.

ASK Specification: IF (S\_02A1 = 1 OR S\_02A2 = 1 OR S\_02A3 = 1) AND (S\_02B1 = -9 OR (S\_02B1 = 2 AND S\_02B1\_NUM = -9)).

PROGRAM: If S\_02B1A = 2, -9, set S\_MVP = 1 and create 1 CIR.

ROUTING INSTRUCTIONS: If S\_02B1A = 1, go to S\_02B1.

Else, go to S\_02BOX2.

PQID: NEW

SAS Variable: S\_02B1A

Tags: Change Request

Notes: replaced with "create 1 CIR"

**Question ID: S\_02B2**

Do you recall enough details about each incident to be able to distinguish them from each other?

- 1 Yes
- 2 No

ASK Description: Respondents who had any vehicle parts or gas stolen from their vehicle or someone tried to steal vehicle parts four or more times in the last 12 months.

ASK Specification: IF S\_02B1 = 2 AND S\_02B1\_NUM >= 4.

PROGRAM: If S\_02B2 = 2, set SERIES = 1.

ROUTING INSTRUCTIONS: If S\_02B2 = 1, go to S\_02C\_INTRO.

Else, go to S\_02BOX2.

PQID: Adapted from CIR5b

SAS Variable: S\_02B2

**Question ID: S\_02C\_INTRO**

{I will ask/On the next screens, you are going to be asked} about {each of these/the four most recent} incidents, starting with the most recent{ time this happened. Please click NEXT to continue.}

ASK Description: Respondents who had any vehicle parts or gas stolen from their vehicle or someone tried to steal vehicle parts two or more times in the last 12 months and recalled enough details about each incident to be able to distinguish them from each other.

ASK Specification: IF (S\_02B1 = 2 AND S\_02B1\_NUM >= 4 AND S\_02B2 = 1) OR (S\_02B1 = 2 AND S\_02B1\_NUM = 2, 3).

DISPLAY: If S\_02B1\_NUM = 2, 3, 4 display "each of these". Else, if S\_02B1\_NUM >= 5, display "the four most recent".

If CONDITION = 2, display "I will ask". Else, if CONDITION = 3, display "On the next screens, you are going to be asked" and " time this happened... continue."

Tags: Change Request

Notes: IF CONDITION=2:

VERSION1: I will ask about each of these incidents, starting with the most recent.

VERSION2: I will ask about the four most recent incidents, starting with the most recent.

IF CONDITION=3:

VERSION1: On the next screens, you are going to be asked about each of these incidents, starting with the most recent time this happened. Please click NEXT to continue.

VERSION2: On the next screens, you are going to be asked about the four most recent incidents, starting with the most recent time this happened. Please click NEXT to continue.

**Box ID: S\_02BOX2**

If S\_02B1 = 2 and (S\_02B1\_NUM = 2, 3 or (S\_02B1\_NUM >= 4 and S\_02B2 = 1)), repeat S\_02C through S\_02G up to four most recent dates in S\_02C where N = S\_02B1\_NUM. Ask all items from S\_02C through S\_02G (as appropriate) for most recent incident, then move to next most recent incident, and so on.

Else, if S\_02B1 = 1 or (S\_02B1 = 2 and (S\_02B1\_NUM = 1 or (S\_02B1\_NUM >= 4 and S\_02B2 = 2))) OR S\_02B1A = 2, -9, ask only about most recent incident in S\_02C.

**Question ID: S\_02C**

{You said that someone {stole} {or} {tried to steal} vehicle parts or gas {FILL ANSWER FROM S\_02B1 times} in the past 12 months.} In what month did the {MOST RECENT/SECOND MOST RECENT/THIRD MOST RECENT/FOURTH MOST RECENT} incident happen? If you don't remember the exact month, please give your best estimate.

- 1 Before {CURRENT MONTH MINUS 12}
- 2 {CURRENT MONTH MINUS 12}
- 3 {CURRENT MONTH MINUS 11}
- 4 {CURRENT MONTH MINUS 10}
- 5 {CURRENT MONTH MINUS 9}
- 6 {CURRENT MONTH MINUS 8}
- 7 {CURRENT MONTH MINUS 7}
- 8 {CURRENT MONTH MINUS 6}
- 9 {CURRENT MONTH MINUS 5}
- 10 {CURRENT MONTH MINUS 4}
- 11 {CURRENT MONTH MINUS 3}
- 12 {CURRENT MONTH MINUS 2}
- 13 {CURRENT MONTH MINUS 1}
- 14 {CURRENT MONTH}

ASK Description: Respondents who had any vehicle parts or gas stolen from their vehicle or someone tried to steal vehicle parts two or more times in the last 12 months and recalled enough details about each incident to be able to distinguish them from each other or did not know how many times this incident happened in the past 12 months.

ASK Specification: IF (S\_02A1 = 1 OR S\_02A2 = 1 OR S\_02A3 = 1) AND (S\_02B1 = 1 OR (S\_02B1 = 2 AND S\_02B1\_NUM >= 1) OR S\_02B1A = 2, -9).

PROGRAM: ROUTING INSTRUCTIONS: If DATE PROVIDED IN S\_02C IS CURRENT MONTH MINUS 12 OR S\_02C = -9, go to S\_02C1.

Else, if DATE PROVIDED IN S\_02C IS CURRENT MONTH MINUS 6, go to S\_02C2.

Else, if DATE PROVIDED IN S\_02C IS BEFORE CURRENT MONTH MINUS 12, go to S\_03.

Else, go to S\_02BOX2B.

DISPLAY: If S\_02B1\_NUM > 1, display for all incidents after the first "You said that someone... in the past 12 months."

If S\_02A1 = 1 or S\_02A2 = 1, display "stole". Else, do not display this text.

If S\_02A3 = 1, display "tried to steal". Else, do not display this text.

If (S\_02A1 = 1 or S\_02A2 = 1) and S\_02A3 = 1, display "or". Else, do not display this text.

For the first incident, display "MOST RECENT".

For the second incident, display "SECOND MOST RECENT".

For the third incident, display "THIRD MOST RECENT".

For the fourth incident, display "FOURTH MOST RECENT".

In each response option, take Today's month minus N in descending order. Display format – January, 1900.

PQID: NEW



SAS Variable: S\_02C

**Question ID: S\_02C1**

Did this incident happen before, after, or on {12-MO ANCHORDATE}?

- 1 It happened before {12-MO ANCHORDATE}
- 2 It happened after or on {12-MO ANCHORDATE}
- 3 I don't know when it happened / can't remember

ASK Description: Respondents who had any vehicle parts or gas stolen from their vehicle or someone tried to steal vehicle parts a year or more ago.

ASK Specification: FOR S\_02C1: IF DATE PROVIDED IN S\_02C IS CURRENT MONTH MINUS 12 OR S\_02C = -9.

PROGRAM: ROUTING INSTRUCTIONS: If S\_02C = -9 and S\_02C1 = 2, go to S\_02C2.  
Else, if DATE PROVIDED IN S\_02C IS CURRENT MONTH MINUS 12 and S\_02C1 = 2, go to S\_02BOX2B.

Else, if S\_02C1 = 3, -9, go to S\_02BOX5.

Else, if S\_02C1 = 1, go to S\_03.

DISPLAY: In "12-MO ANCHORDATE", display Today's date minus 12 months. Display format - January 1, 1900.

PQID: NEW

SAS Variable: S\_02C1

**Question ID: S\_02C2**

Did this incident happen before, after, or on {6-MO ANCHORDATE}?

- 1 It happened before {6-MO ANCHORDATE}
- 2 It happened after or on {6-MO ANCHORDATE}
- 3 I don't know

ASK Description: Respondents who had any vehicle parts or gas stolen from their vehicle or someone tried to steal vehicle parts six months ago.

ASK Specification: IF DATE PROVIDED IN S\_02C IS CURRENT MONTH MINUS 6 OR (S\_02C = -9 AND S\_02C1 = 2).

PROGRAM: ROUTING INSTRUCTIONS: If S\_02C = -9 AND S\_02C1 = 2 AND S\_02C2 = 3, -9, go to S\_02BOX5.

Else, go to S\_02BOX2B.

DISPLAY: In "6-MO ANCHORDATE", display Today's date minus 6 months. Display format - January 1, 1900.

PQID: NEW

SAS Variable: S\_02C2

**Box ID: S\_02BOX2B**

Respondents who had any vehicle parts or gas stolen from their vehicle or someone tried to steal vehicle parts in the past 12 months and the MONTH/YEAR of the current incident matches the MONTH/YEAR of any previously reported incidents, or no date was provided for the current incident and the current incident was confirmed to have happened on or after anchor date and there are any previously reported incidents for which a date was not collected that were confirmed to have happened on or after anchor date, go to S\_02DD2.  
Else, go to box S\_02BOX3.

---

IF (DATE PROVIDED IN S\_02C IS WITHIN THE PAST 12 MONTHS AND S\_02C MATCHES A DATE PROVIDED IN S\_01D) OR (S\_02C = -9 AND S\_02C1 = 2 AND (S\_01D = -9 AND S\_01D1 = 2 FOR ANY INCIDENT IN S\_01D)), GO TO S\_02DD2.  
ELSE, GO TO S\_02BOX3.

**Question ID: S\_02DD2**

Is this incident part of any other incident you have already mentioned?

- |       |                |
|-------|----------------|
| 1 Yes | GO TO S_02DD3  |
| 2 No  | GO TO S_02BOX3 |

ASK Description: Respondents who had any vehicle parts or gas stolen from their vehicle or someone tried to steal vehicle parts in the past 12 months and the MONTH/YEAR of the current incident matches the MONTH/YEAR of any previously reported incidents, or no date was provided for the current incident and the current incident was confirmed to have happened on or after anchor date and there are any previously reported incidents for which a date was not collected that were confirmed to have happened on or after anchor date.

ASK Specification: IF (DATE PROVIDED IN S\_02C IS WITHIN THE PAST 12 MONTHS AND S\_02C MATCHES A DATE PROVIDED IN S\_01D) OR (S\_02C = -9 AND S\_02C1 = 2 AND (S\_01D = -9 AND S\_01D1 = 2 FOR ANY INCIDENT IN S\_01D)).

PQID: NEW

SAS Variable: S\_02DD2

**Question ID: S\_02DD3**

Which incident was this part of?

- 0 {Incident 1}
- 1 {Incident 2}
- 2 {Incident 3}
- 3 {Incident 4}
- 8 This is a separate incident

ASK Description: Respondents who had any vehicle parts or gas stolen from their vehicle or someone tried to steal vehicle parts that occurred as part of another incident.

ASK Specification: IF S\_02DD2 = 1.

DISPLAY: Display each incident previously mentioned in S\_01D that it could match to by displaying month/year (if provided) and short description of details of incident, such as "may 2017 vehicle theft with an attack". If S\_02C = -9, only display prior incidents where the date is also missing.

PQID: NEW

SAS Variable: S\_02DD3

**Box ID: S\_02BOX3**

If S\_02DD3 = 0, 1, 2, 3, set S\_MVP = 1 for the incident selected in S\_02DD3.

Else, if DATE PROVIDED IN S\_02C IS WITHIN THE PAST 12 MONTHS or S\_02C1 = 2 AND (S\_02DD2 != 1 OR S\_02DD3 = -8, -9), set S\_MVP = 1.

ROUTING INSTRUCTIONS: If SVERSION = 1 AND (S\_02DD2 != 1 OR S\_02DD3 = -8, -9), go to S\_02E.

Else, go to S\_02BOX5.

**Question ID: S\_02E**

Still thinking about this {most recent/second most recent/third most recent/fourth most recent/MONTH, YEAR} incident in which someone {stole}{ or}{tried to steal vehicle parts or gas}, other than the vehicle parts or gas, was anything else stolen from the vehicle, such as a cell phone, money, or anything else in the vehicle?

- 1 Yes
- 2 No

ASK Description: Respondents who had any vehicle parts or gas stolen from their vehicle or someone tried to steal vehicle parts at least once in the past 12 months or did not know how many times this incident happened in the past 12 months.

ASK Specification: IF SVERSION = 1 AND (S\_02A1 = 1 OR S\_02A2 = 1 OR S\_02A3 = 1) AND (S\_02B1 = 1 OR (S\_02B1 = 2 AND S\_02B1\_NUM >= 1) OR S\_02B1A = 2, -9) AND (DATE PROVIDED IN S\_02C IS WITHIN THE PAST 12 MONTHS OR S\_02C1 = 2) AND (S\_02DD2 != 1 OR S\_02DD3 = -8, -9).

PROGRAM: If S\_02E = 1, set S\_T = 1.

DISPLAY: If date provided in S\_02C, display Month, Year for each incident. Display format - January, 1900.

Else, if this is the first incident in the series and S\_02C = -9, display "most recent".

Else, if this is the second incident in the series and S\_02C = -9, display "second most recent".

Else, if this is the third incident in the series and S\_02C = -9, display "third most recent".

Else, if this is the fourth incident in the series and S\_02C = -9, display "fourth most recent".

If S\_02A1 = 1 or S\_02A2 = 1, display "stole". Else, do not display this text.

If S\_02A3 = 1, display "tried to steal vehicle parts or gas". Else, do not display this text.

If (S\_02A1 = 1 or S\_02A2 = 1) and S\_02A3 = 1, display " or". Else, do not display this text.

PQID: NEW

SAS Variable: S\_02E

**Question ID: S\_02F**

Still thinking about this {most recent/second most recent/third most recent/fourth most recent/MONTH, YEAR} incident in which someone {stole}{ or}{tried to steal vehicle parts or gas}, were you physically attacked or were you threatened with a weapon during this incident?

1 Yes GO TO S\_02G

2 No GO TO S\_02BOX5

ASK Description: Respondents who had any vehicle parts or gas stolen from their vehicle or someone tried to steal vehicle parts at least once in the past 12 months or did not know how many times this incident happened in the past 12 months.

ASK Specification: IF SVERSION = 1 AND (S\_02A1 = 1 OR S\_02A2 = 1 OR S\_02A3 = 1) AND (S\_02B1 = 1 OR (S\_02B1 = 2 AND S\_02B1\_NUM >= 1) OR S\_02B1A = 2, -9) AND (DATE PROVIDED IN S\_02C IS WITHIN THE PAST 12 MONTHS OR S\_02C1 = 2) AND (S\_02DD2 != 1 OR S\_02DD3 = -8, -9).

PROGRAM: If S\_02F = 1, set S\_ATA = 1.

DISPLAY: If date provided in S\_02C, display Month, Year for each incident. Display format - January, 1900.

Else, if this is the first incident in the series and S\_02C = -9, display "most recent".

Else, if this is the second incident in the series and S\_02C = -9, display "second most recent".

Else, if this is the third incident in the series and S\_02C = -9, display "third most recent".

Else, if this is the fourth incident in the series and S\_02C = -9, display "fourth most recent".

If S\_02A1 = 1 or S\_02A2 = 1, display "stole". Else, do not display this text.

If S\_02A3 = 1, display "tried to steal vehicle parts or gas". Else, do not display this text.

If (S\_02A1 = 1 or S\_02A2 = 1) and S\_02A3 = 1, display " or". Else, do not display this text.

PQID: NEW

SAS Variable: S\_02F

**Question ID: S\_02G**

Still thinking about this {most recent/second most recent/third most recent/fourth most recent/MONTH, YEAR} incident in which someone {stole}{ or}{tried to steal vehicle parts or gas}, did anyone have, or try to have, sexual contact with you that you DID NOT CONSENT TO and that YOU DID NOT WANT to happen as part of this incident?

- 1 Yes
- 2 No

ASK Description: Respondents who had any vehicle parts or gas stolen from their vehicle or someone tried to steal vehicle parts at least once in the past 12 months or did not know how many times this incident happened in the past 12 months and were physically attacked, or threatened with a weapon during this incident.

ASK Specification: IF SVERSION = 1 AND (S\_02A1 = 1 OR S\_02A2 = 1 OR S\_02A3 = 1) AND (S\_02B1 = 1 OR (S\_02B1 = 2 AND S\_02B1\_NUM >= 1) OR S\_02B1A = 2, -9) AND (DATE PROVIDED IN S\_02C IS WITHIN THE PAST 12 MONTHS OR S\_02C1 = 2) AND (S\_02DD2 != 1 OR S\_02DD3 = -8, -9) AND S\_02F = 1.

PROGRAM: If S\_02G = 1, set S\_SA = 1.

DISPLAY: If date provided in S\_02C, display Month, Year for each incident. Display format - January, 1900.

Else, if this is the first incident in the series and S\_02C = -9, display "most recent".

Else, if this is the second incident in the series and S\_02C = -9, display "second most recent".

Else, if this is the third incident in the series and S\_02C = -9, display "third most recent".

Else, if this is the fourth incident in the series and S\_02C = -9, display "fourth most recent".

If S\_02A1 = 1 or S\_02A2 = 1, display "stole". Else, do not display this text.

If S\_02A3 = 1, display "tried to steal vehicle parts or gas". Else, do not display this text.

If (S\_02A1 = 1 or S\_02A2 = 1) and S\_02A3 = 1, display " or". Else, do not display this text.

PQID: NEW

SAS Variable: S\_02G

**Box ID: S\_02BOX5**

If data has been collected for the four most recent dates in S\_02C where N = S\_02B1\_NUM, go to S\_03.

Else, go to S\_02C for incident (N+1).

## Theft

**Box ID: S\_03BOX1**

For S\_03, display 'Yes' and 'No' columns with options for each response category.

Tags: Stem and Leaf screen

**Question ID: S\_03A**

The {next }questions {below }ask about different things that might have been stolen from you. This may have happened to you while you were at home,{ at work or} school, or somewhere else.

{Other than the thefts or attempted thefts you have mentioned already, in/In} the past 12 months did anyone...

- 1 Steal something that you carry, like a cell phone, money, a wallet, purse, or backpack?
- 2 Steal something that you wear, like clothing, jewelry, or shoes?
- 3 Steal something in your home, like a TV, computer, tools, or guns?
- 4 Steal something from your porch, lawn, garage, or other part of your property, such as a bicycle, garden hose or lawn furniture?
- 5 Steal something out of a vehicle, such as a package or groceries?
- 6 {Steal something belonging to the children who live here?}
- 7 Steal anything else that belongs to you, including things that were stolen from you at work or at school?

ASK Description: All respondents.

DISPLAY: If CONDITION = 2, display "next ". If CONDITION = 3, display "below ". Else, do not display this text.

If UT\_AGE >= 16, display " at work or". Else, do not display this text.

If S\_01B1 = 1 or S\_01B2 = 1 or S\_02A1 = 1 or S\_02A2 = 1 or S\_02A3 = 1 or S\_01E = 1 or S\_02E = 1, display "Other than the... have mentioned already, in". Else, display "In".

If UT\_HHM\_KIDAGE\_A >= 1, display response option 6. Else, do not display.

PQID: Revision to NCVS-1, item 36a

SAS Variable: S\_03A1, S\_03A2, S\_03A3, S\_03A4, S\_03A5, S\_03A6, S\_03A7

Tags: Change Request, Stem and Leaf screen

Notes: 1. The (CONDITION=2: next) questions (CONDITION=3: below) ask about different things that might have been stolen from you.

2. (CONDITION=2: (Did anyone steal) ) Something that you wear, like clothing, jewelry, or shoes?

3. (CONDITION=2: (Did anyone steal) ) Something out of a vehicle, such as a package or groceries?

4. reversed change request, do not display "next", "did anyone steal"

5. revised text in option 3, replaced "laptop" with "computer"

6. added text in option 7, ", including things that were stolen from you at work or at school"



**Question ID: S\_03B**

{Other than what you have already mentioned,} In the past 12 months, did anyone TRY to steal anything that belongs to you {or the children who live with you}, but not actually steal it?

- 1 Yes
- 2 No

ASK Description: All respondents

DISPLAY: If S\_03A1 = 1 or S\_03A2 = 1 or S\_03A3 = 1 or S\_03A4 = 1 or S\_03A5 = 1 or S\_03A6 = 1 or S\_03A7 = 1, display "Other than what you have already mentioned,". Else, do not display this text.

If UT\_HHM\_KIDAGE\_A >= 1, display "or the children who live with you". Else, do not display this text.

PQID: Revision to NCVS-1, item 36a

SAS Variable: S\_03B

**Box ID: S\_03BOX2**

If S\_03A1 = 1 or S\_03A2 = 1 or S\_03A3 = 1 or S\_03A4 = 1 or S\_03A5 = 1 or S\_03A6 = 1 or S\_03A7 = 1 or S\_03B = 1, go to S\_03C1. Else, go to S\_04.

**Question ID: S\_03C1**

{You just said yes to more than one of these questions about theft. Altogether,} How many times did someone{ steal}{ or}{ try to steal} something in the past 12 months?

- 1 Once
- 2 Two or more times {How many times: |\_|\_|}

ASK Description: Respondents who had something stolen or attempted stolen from them.

ASK Specification: IF S\_03A1 = 1 OR S\_03A2 = 1 OR S\_03A3 = 1 OR S\_03A4 = 1 OR S\_03A5 = 1 OR S\_03A6 = 1 OR S\_03A7 = 1 OR S\_03B = 1.

PROGRAM: ROUTING INSTRUCTIONS: If S\_03C1 = -9 OR (S\_03C1 = 2 AND S\_03C1\_NUM = -9), go to S\_03C1A.

Else, if S\_03C1 = 2 and S\_03C1\_NUM >= 4, go to S\_03C2.

Else, if S\_03C1 = 2 and S\_03C1\_NUM = 2, 3, go to S\_03D\_INTRO.

Else, if S\_03C1 = 1 or (S\_03C1 = 2 and S\_03C1\_NUM = 1), go to S\_03BOX2.

Else, go to S\_04.

DISPLAY: If "Yes" to more than one in S\_03A1-S\_03A7, display "You just said yes to more than one of these questions about theft. Altogether,". Else, do not display this text.

If S\_03A1 = 1 or S\_03A2 = 1 or S\_03A3 = 1 or S\_03A4 = 1 or S\_03A5 = 1 or S\_03A6 = 1 or S\_03A7 = 1, display " steal". Else, do not display this text.

If S\_03B = 1, display " try to steal". Else, do not display this text.

If (S\_03A1 = 1 or S\_03A2 = 1 or S\_03A3 = 1 or S\_03A4 = 1 or S\_03A5 = 1 or S\_03A6 = 1 or S\_03A7 = 1)and S\_03B = 1, display " or". Else, do not display this text.

If S\_03C1 = 2, display "How many times:" and an open response field. Allow 2 digits.

PQID: Revision to NCVS-1, item 36b

SAS Variable: S\_03C1, S\_03C1\_NUM

Tags: Change Request

Notes: revise for the FT (and use "two or more times" as per Darby)

**Question ID: S\_03C1A**

You did not enter how many times this happened in the past 12 months. Please select one of the following.

- 1 I really meant to answer
- 2 I don't know the answer

ASK Description: Respondents who had something stolen or attempted stolen from them and did not enter how many times this happened in the past 12 months.

ASK Specification: IF (S\_03A1 = 1 OR S\_03A2 = 1 OR S\_03A3 = 1 OR S\_03A4 = 1 OR S\_03A5 = 1 OR S\_03A6 = 1 OR S\_03A7 = 1 OR S\_03B = 1) AND (S\_03C1 = -9 OR (S\_03C1 = 2 AND S\_03C1\_NUM = -9)).

PROGRAM: If S\_03C1A = 2, -9, create 1 CIR.

ROUTING INSTRUCTIONS: If S\_03C1A = 1, go to S\_03C1.

Else, go to S\_03BOX2A.

PQID: NEW

SAS Variable: S\_03C1A

Tags: Change Request

Notes: replaced with "create 1 CIR"

**Question ID: S\_03C2**

Do you recall enough details about each incident to be able to distinguish them from each other?

- 1 Yes
- 2 No

ASK Description: Respondents who had something stolen from them four or more times in the past 12 months.

ASK Specification: IF S\_03C1 = 2 AND S\_03C1\_NUM >= 4.

PROGRAM: If S\_03C2 = 2, set SERIES = 1

ROUTING INSTRUCTIONS: If S\_03C2 = 2, go to S\_03BOX2.

Else, go to S\_03D\_INTRO.

PQID: Adapted from CIR5b

SAS Variable: S\_03C2

**Question ID: S\_03D\_INTRO**

{I will ask/On the next screens, you are going to be asked} about {each of these/the four most recent} incidents, starting with the most recent{ time this happened. Please click NEXT to continue.}

ASK Description: Respondents who had something stolen or attempted stolen from them more than once in the past 12 months.

ASK Specification: IF (S\_03C1 = 2 AND S\_03C1\_NUM = 2, 3) OR (S\_03C1 = 2 AND S\_03C1\_NUM >= 4 AND S\_03C2 = 1).

DISPLAY: If S\_03C1\_NUM = 2, 3, 4 display "each of these". Else, if S\_03C1\_NUM >= 5, display "the four most recent".

If CONDITION = 2, display "I will ask". Else, if CONDITION = 3, display "On the next screens, you are going to be asked" and " time this happened... continue."

Tags: Change Request

Notes: IF CONDITION=2:

VERSION1: I will ask about each of these incidents, starting with the most recent.

VERSION2: I will ask about the four most recent incidents, starting with the most recent.

IF CONDITION=3:

VERSION1: On the next screens, you are going to be asked about each of these incidents, starting with the most recent time this happened. Please click NEXT to continue.

VERSION2: On the next screens, you are going to be asked about the four most recent incidents, starting with the most recent time this happened. Please click NEXT to continue.

**Box ID: S\_03BOX2A**

If S\_03C1 = 2 and (S\_03C1\_NUM = 2, 3 or (S\_03C1\_NUM >= 4 and S\_03C2 = 1)), repeat S\_03D through S\_03G for up to four most recent dates in S\_03C1 where N = S\_03C1\_NUM. Ask all items from S\_03D through S\_04G (as appropriate) for most recent incident, then move to next most recent incident, and so on.

Else, if S\_03C1 = 1 or (S\_03C1 = 2 and (S\_03C1\_NUM = 1 or (S\_03C1\_NUM >= 4 and S\_03C2 = 2) or S\_03C1A = 2, -9, ask only about most recent incident in S\_03D.

**Question ID: S\_03D**

{You said that someone { stole}{ or}{ tried to steal} something {FILL ANSWER FROM S\_01C1 times} in the past 12 months.} In what month did the {MOST RECENT/SECOND MOST RECENT/THIRD MOST RECENT/FOURTH MOST RECENT} incident happen? If you don't remember the exact month, please give your best estimate.

- 1 Before {CURRENT MONTH MINUS 12}
- 2 {CURRENT MONTH MINUS 12}
- 3 {CURRENT MONTH MINUS 11}
- 4 {CURRENT MONTH MINUS 10}
- 5 {CURRENT MONTH MINUS 9}
- 6 {CURRENT MONTH MINUS 8}
- 7 {CURRENT MONTH MINUS 7}
- 8 {CURRENT MONTH MINUS 6}
- 9 {CURRENT MONTH MINUS 5}
- 10 {CURRENT MONTH MINUS 4}
- 11 {CURRENT MONTH MINUS 3}
- 12 {CURRENT MONTH MINUS 2}
- 13 {CURRENT MONTH MINUS 1}
- 14 {CURRENT MONTH}

ASK Description: Respondent had something stolen or attempted stolen from them in the past 12 months or did not know how many times this incident happened in the past 12 months.

ASK Specification: IF (S\_03A1 = 1 OR S\_03A2 = 1 OR S\_03A3 = 1 OR S\_03A4 = 1 OR S\_03A5 = 1 OR S\_03A6 = 1 OR S\_03A7 = 1 OR S\_03B = 1) AND (S\_03C1 = 1 OR (S\_03C1 = 2 AND S\_03C1\_NUM >= 1) OR S\_03C1A = 2, -9).

PROGRAM: ROUTING INSTRUCTIONS: If DATE PROVIDED IN S\_03D IS CURRENT MONTH MINUS 12 OR S\_03D = -9, go to S\_03D1.

Else, if DATE PROVIDED IN S\_03D IS CURRENT MONTH MINUS 6, go to S\_03D2.

Else, if UT\_HHR = 1 and DATE PROVIDED IN S\_03D IS BEFORE CURRENT MONTH MINUS 12, go to S\_04.

Else, if DATE PROVIDED IN S\_03D IS BEFORE CURRENT MONTH MINUS 12, go to S\_06.

Else, go to S\_03BOX2B.

DISPLAY: If S\_03C1\_NUM > 1, display for all incidents after the first "You said that someone... in the past 12 months."  
 If S\_03A1 = 1 or S\_03A2 = 1 or S\_03A3 = 1 or S\_03A4 = 1 or S\_03A5 = 1 or S\_03A6 = 1 or S\_03A7 = 1, display "stole". Else, do not display this text.  
 If S\_03B = 1, display "tried to steal". Else, do not display this text.  
 If (S\_03A1 = 1 or S\_03A2 = 1 or S\_03A3 = 1 or S\_03A4 = 1 or S\_03A5 = 1 or S\_03A6 = 1 or S\_03A7 = 1) and S\_03B = 1, display "or". Else, do not display this text.  
 For the first incident, display "MOST RECENT".  
 For the second incident, display "SECOND MOST RECENT".  
 For the third incident, display "THIRD MOST RECENT".  
 For the fourth incident, display "FOURTH MOST RECENT".  
 In each response option, take Today's month minus N in descending order. Display format - January, 1900.  
 PQID: NEW  
 SAS Variable: S\_03D

**Question ID: S\_03D1**

Did this incident happen before, after, or on {12-MO ANCHORDATE}?

- 1 It happened before {12-MO ANCHORDATE}
- 2 It happened after or on {12-MO ANCHORDATE}
- 3 I don't know when it happened / can't remember

ASK Description: Respondents who had something stolen or attempted stolen from them 12 months ago or did not report the month and year that this incident occurred.

ASK Specification: IF DATE PROVIDED IN S\_03D IS CURRENT MONTH MINUS 12 OR S\_03D = -9.

PROGRAM: ROUTING INSTRUCTIONS: If S\_03D = -9 and S\_03D1 = 2, go to S\_03D2.  
 Else, if DATE PROVIDED IN S\_03D IS CURRENT MONTH MINUS 12 and S\_03D1 = 2, go to S\_03BOX2B.  
 Else, if S\_03D1 = 3, -9, go to S\_03BOX5.  
 Else, if UT\_HHR = 1 and S\_03D1 = 1, go to S\_04.  
 Else, go to S\_06.

PQID: NEW

SAS Variable: S\_03D1

**Question ID: S\_03D2**

Did this incident happen before, after, or on {6-MO ANCHORDATE}?

- 1 It happened before {6-MO ANCHORDATE}
- 2 It happened after or on {6-MO ANCHORDATE}
- 3 I don't know

ASK Description: Respondents who had something stolen from them six months ago or did not report the month and year of the incident and confirmed it happened in the past 12 months.

ASK Specification: IF DATE PROVIDED IN S\_03D IS CURRENT MONTH MINUS 6 OR (S\_03D = -9 AND S\_03D1 = 2).

PROGRAM: ROUTING INSTRUCTIONS: If S\_03D = -9 AND S\_03D1 = 2 AND S\_03D2 = 3, -9, go to S\_03BOX5.

Else, go to S\_03BOX2B.

PQID: NEW

SAS Variable: S\_03D2

**Box ID: S\_03BOX2B**

Respondents who had something stolen from them in the past 12 months and the MONTH/YEAR of the current incident matches the MONTH/YEAR of any previously reported incidents, or no date was provided for the current incident and the current incident was confirmed to have happened on or after anchor date and there are any previously reported incident for which a date was not collected that were confirmed to have happened on or after anchor date, go to S\_03DD2.

Else, respondents who reported anyone tried to steal anything that belongs to them but did not actually steal it and someone stole something from them in the past 12 months, go to S\_03AT.

Else, go to S\_03BOX3.

---

IF (DATE PROVIDED IN S\_03D IS WITHIN THE PAST 12 MONTHS AND (S\_03D MATCHES A DATE PROVIDED IN S\_01D OR S\_02C)) OR (S\_03D = -9 AND S\_03D1 = 2 AND ((S\_01D = -9 AND S\_01D1 = 2 FOR ANY INCIDENT IN S\_01D) OR (S\_02C = -9 AND S\_02C1 = 2 FOR ANY INCIDENT IN S\_02C))), GO TO S\_03DD2.

ELSE, IF S\_03B = 1, -9 AND (S\_03A1 = 1 OR S\_03A2 = 1 OR S\_03A3 = 1 OR S\_03A4 = 1 OR S\_03A5 = 1 OR S\_03A6 = 1 OR S\_03A7 = 1) AND (DATE PROVIDED IN S\_03D IS WITHIN THE PAST 12 MONTHS OR (DATE PROVIDED IN S\_03D IS CURRENT MONTH MINUS 12 OR S\_03D = -9 AND S\_03D1 = 2), GO TO S\_03AT.

ELSE, GO TO S\_03BOX3.

**Question ID: S\_03DD2**

Is this incident part of any other incident you have already mentioned?

- 1 Yes
- 2 No

ASK Description: Respondents who had something stolen or attempted stolen in the past 12 months and the MONTH/YEAR of the current incident matches the MONTH/YEAR of any previously reported incidents, or no date was provided for the current incident and the current incident was confirmed to have happened on or after anchor date and there are any previously reported incident for which a date was not collected.

ASK Specification: IF (DATE PROVIDED IN S\_03D IS WITHIN THE PAST 12 MONTHS AND S\_03D MATCHES A DATE PROVIDED IN S\_01D OR S\_02C) OR (S\_03D = -9 AND S\_03D1 = 2 AND ((S\_01D = -9 AND S\_01D1 = 2 FOR ANY INCIDENT IN S\_01D) OR (S\_02C = -9 AND S\_02C1 = 2 FOR ANY INCIDENT IN S\_02C))).

PROGRAM: ROUTING INSTRUCTIONS: IF S\_03DD2 = 1, GO TO S\_03DD3.  
 ELSE, IF S\_03B = 1, -9 AND (S\_03A1 = 1 OR S\_03A2 = 1 OR S\_03A3 = 1 OR S\_03A4 = 1 OR S\_03A5 = 1 OR S\_03A6 = 1 OR S\_03A7 = 1) AND (DATE PROVIDED IN S\_03D IS WITHIN THE PAST 12 MONTHS OR (DATE PROVIDED IN S\_03D IS CURRENT MONTH MINUS 12 OR S\_03D = -9 AND S\_03D1 = 2), GO TO S\_03AT.  
 ELSE, GO TO S\_03BOX3.

PQID: NEW

SAS Variable: S\_03DD2



**Question ID: S\_03DD3**

Which incident was this part of?

- 0 {Incident 1}
- 1 {Incident 2}
- 2 {Incident 3}
- 3 {Incident 4}
- 4 {Incident 5}
- 5 {Incident 6}
- 6 {Incident 7}
- 7 {Incident 8}
- 8 This is a separate incident

ASK Description: Respondents who had something stolen from them as part of another incident.

ASK Specification: IF S\_03DD2 = 1.

PROGRAM: IF S\_03DD3 != -8, -9 AND S\_03A1 != 1 AND S\_03A2 != 1 AND S\_03A3 != 1 AND S\_03A4 != 1 AND S\_03A5 != 1 AND S\_03A6 != 1 AND S\_03A7 != 1 AND S\_03B = 1, SET S\_AT = 1 FOR THE INCIDENT SELECTED IN S\_03DD3.

ELSE, IF S\_03DD3 != -8, -9, SET S\_T = 1 FOR THE INCIDENT SELECTED IN S\_03DD3.

ROUTING INSTRUCTIONS: IF S\_03B = 1, -9 AND (S\_03A1 = 1 OR S\_03A2 = 1 OR S\_03A3 = 1 OR S\_03A4 = 1 OR S\_03A5 = 1 OR S\_03A6 = 1 OR S\_03A7 = 1) AND (DATE PROVIDED IN S\_03D IS WITHIN THE PAST 12 MONTHS OR (DATE PROVIDED IN S\_03D IS CURRENT MONTH MINUS 12 OR S\_03D = -9 AND S\_03D1 = 2)) AND S\_03DD3 = -8, -9, GO TO S\_03AT.

Else, go to S\_03BOX3.

DISPLAY: Display each incident previously mentioned that it could match to by displaying month/year (if provided) and short description of details of incident, such as "may 2017 vehicle theft with an attack". If S\_03D = -9, only display prior incidents where the date is also missing.

PQID: NEW

SAS Variable: S\_03DD3

**Question ID: S\_03AT**

You said someone stole or tried to steal something from you during {this/the} incident {MONTH/in the past 12 months}. Did the offender actually steal something or did they only TRY to steal something?

- 1 The offender actually stole something
- 2 The offender only tried to steal something

ASK Description: Respondents who reported anyone tried to steal anything that belongs to them but did not actually steal it and someone stole something from them in the past 12 months.

ASK Specification: IF S\_03B = 1, -9 AND (S\_03A1 = 1 OR S\_03A2 = 1 OR S\_03A3 = 1 OR S\_03A4 = 1 OR S\_03A5 = 1 OR S\_03A6 = 1 OR S\_03A7 = 1) AND (DATE PROVIDED IN S\_03D IS WITHIN THE PAST 12 MONTHS OR (DATE PROVIDED IN S\_03D IS CURRENT MONTH MINUS 12 OR S\_03D = -9 AND S\_03D1 = 2)) AND (S\_03DD2 != 1 OR S\_03DD3 = -8, -9).

DISPLAY: If S\_03C1\_NUM = 2, 3 or (S\_03C1\_NUM >= 4 and S\_03C2 = 1), display "this". Else, display "the".

If S\_03D != -9, display Month from S\_03D, display format - January. Else, if S\_03D = -9, display "in the past 12 months."

SAS Variable: S\_03AT

**Box ID: S\_03BOX3**

If (DATE PROVIDED IN S\_03D IS WITHIN THE PAST 12 MONTHS OR S\_03D1 = 2) AND S\_03DD3 = 0, 1, 2, 3, 4, 5, 6, 7, set S\_T = 1 for the incident selected in S\_03DD3.

Else, if (DATE PROVIDED IN S\_03D IS WITHIN THE PAST 12 MONTHS OR S\_03D1 = 2) AND ((S\_03B != 1 AND (S\_03A1 = 1 OR S\_03A2 = 1 OR S\_03A3 = 1 OR S\_03A4 = 1 OR S\_03A5 = 1 OR S\_03A6 = 1 OR S\_03A7 = 1)) OR S\_03AT = 1) AND (S\_03DD2 != 1 OR S\_03DD3 = -8, -9), set S\_T = 1.

Else, if (DATE PROVIDED IN S\_03D IS WITHIN THE PAST 12 MONTHS OR S\_03D1 = 2) AND ((S\_03B = 1 AND (S\_03A1 != 1 AND S\_03A2 != 1 AND S\_03A3 != 1 AND S\_03A4 != 1 AND S\_03A5 != 1 AND S\_03A6 != 1 AND S\_03A7 != 1)) OR S\_03AT = 2) AND (S\_03DD2 != 1 OR S\_03DD3 = -8, -9), set S\_AT = 1.

ROUTING INSTRUCTIONS: If SVERSION = 1 AND (S\_03DD2 != 1 OR S\_03DD3 = -8, -9), go to S\_03E.

Else, go to S\_03BOX5.

**Question ID: S\_03E**

Still thinking about this {most recent/second most recent/third most recent/fourth most recent/ S\_03D: MONTH, YEAR} incident when someone {stole}{ or}{ tried to steal} something, did anyone break in, or try to break in, to your home or another building on your property as part of this incident?

- 1 Yes
- 2 No

ASK Description: Respondents who had something stolen or someone tried to steal from them in the past 12 months or did not know how many times this incident happened in the past 12 months.

ASK Specification: IF SVERSION = 1 AND (S\_03A1 = 1 OR S\_03A2 = 1 OR S\_03A3 = 1 OR S\_03A4 = 1 OR S\_03A5 = 1 OR S\_03A6 = 1 OR S\_03A7 = 1 OR S\_03B = 1) AND (S\_03C1 = 1 OR (S\_03C1 = 2 AND S\_03C1\_NUM >= 1) OR S\_03C1A = 2, -9) AND (DATE PROVIDED IN S\_03D IS WITHIN THE PAST 12 MONTHS OR S\_03D1 = 2) AND (S\_03DD2 != 1 OR S\_03DD3 = -8, -9).

PROGRAM: If S\_03E = 1, set S\_BI = 1.

DISPLAY: If date provided in S\_03D, display Month, Year. Display format - January, 1900.

Else, if this is the first incident in the series and S\_03D = -9, display "most recent".

Else, if this is the second incident in the series and S\_03D = -9, display "second most recent".

Else, if this is the third incident in the series and S\_03D = -9, display "third most recent". Else, do not display.

If this is the fourth incident in the series and S\_03D = -9, display "fourth most recent". Else, do not display.

If S\_03A1 = 1 or S\_03A2 = 1 or S\_03A3 = 1 or S\_03A4 = 1 or S\_03A5 = 1 or S\_03A6 = 1 or S\_03A7 = 1, display "stole". Else, do not display.

If S\_03B = 1, display "tried to steal". Else, do not display this text.

If (S\_03A1 = 1 or S\_03A2 = 1 or S\_03A3 = 1 or S\_03A4 = 1 or S\_03A5 = 1 or S\_03A6 = 1 or S\_03A7 = 1) and S\_03B = 1, display "or". Else, do not display this text.

PQID: NEW

SAS Variable: S\_03E

**Question ID: S\_03F**

Still thinking about this {most recent/second most recent/third most recent/fourth most recent/ S\_03D: MONTH, YEAR} incident when someone {stole}{ or}{ tried to steal} something, were you physically attacked or were you threatened with a weapon, during this incident?

- |       |                |
|-------|----------------|
| 1 Yes | GO TO S_03G    |
| 2 No  | GO TO S_03BOX5 |

ASK Description: Respondents who had something stolen or someone tried to steal from them in the past 12 months or did not know how many times this incident happened in the past 12 months.

ASK Specification: IF SVERSION = 1 AND (S\_03A1 = 1 OR S\_03A2 = 1 OR S\_03A3 = 1 OR S\_03A4 = 1 OR S\_03A5 = 1 OR S\_03A6 = 1 OR S\_03A7 = 1 OR S\_03B = 1) AND (S\_03C1 = 1 OR (S\_03C1 = 2 AND S\_03C1\_NUM >= 1) OR S\_03C1A = 2, -9) AND (DATE PROVIDED IN S\_03D IS WITHIN THE PAST 12 MONTHS OR S\_03D1 = 2) AND (S\_03DD2 != 1 OR S\_03DD3 = -8, -9).

PROGRAM: If S\_03F = 1, set S\_ATA = 1.

DISPLAY: If date provided in S\_03D, display Month, Year. Display format - January, 1900.

Else, if this is the first incident in the series and S\_03D = -9, display "most recent".

Else, if this is the second incident in the series and S\_03D = -9, display "second most recent".

Else, if this is the third incident in the series and S\_03D = -9, display "third most recent". Else, do not display.

If this is the fourth incident in the series and S\_03D = -9, display "fourth most recent". Else, do not display.

If S\_03A1 = 1 or S\_03A2 = 1 or S\_03A3 = 1 or S\_03A4 = 1 or S\_03A5 = 1 or S\_03A6 = 1 or S\_03A7 = 1, display "stole". Else, do not display.

If S\_03B = 1, display "tried to steal". Else, do not display this text.

If (S\_03A1 = 1 or S\_03A2 = 1 or S\_03A3 = 1 or S\_03A4 = 1 or S\_03A5 = 1 or S\_03A6 = 1 or S\_03A7 = 1) and S\_03B = 1, display "or". Else, do not display this text.

PQID: NEW

SAS Variable: S\_03F

**Question ID: S\_03G**

Still thinking about this {most recent/second most recent/third most recent/fourth most recent/ S\_03D: MONTH, YEAR} incident when someone {stole}{ or}{ tried to steal} something, did anyone have, or try to have, sexual contact with you that you DID NOT CONSENT TO and that YOU DID NOT WANT to happen as part of this incident?

- 1 Yes
- 2 No

ASK Description: Respondents who had something stolen or someone tried to steal from them in the past 12 months or did not know how many times this incident happened in the past 12 months and were physically attacked, or threatened with a weapon, during this incident.

ASK Specification: IF SVERSION = 1 AND (S\_03A1 = 1 OR S\_03A2 = 1 OR S\_03A3 = 1 OR S\_03A4 = 1 OR S\_03A5 = 1 OR S\_03A6 = 1 OR S\_03A7 = 1 OR S\_03B = 1) AND (S\_03C1 = 1 OR (S\_03C1 = 2 AND S\_03C1\_NUM >= 1) OR S\_03C1A = 2, -9) AND (DATE PROVIDED IN S\_03D IS WITHIN THE PAST 12 MONTHS OR S\_03D1 = 2) AND (S\_03DD2 != 1 OR S\_03DD3 = -8, -9) AND S\_03F = 1.

PROGRAM: If S\_03G = 1, set S\_SA = 1.

DISPLAY: If date provided in S\_03D, display Month, Year. Display format - January, 1900.

Else, if this is the first incident in the series and S\_03D = -9, display "most recent".

Else, if this is the second incident in the series and S\_03D = -9, display "second most recent".

Else, if this is the third incident in the series and S\_03D = -9, display "third most recent". Else, do not display.

If this is the fourth incident in the series and S\_03D = -9, display "fourth most recent". Else, do not display.

If S\_03A1 = 1 or S\_03A2 = 1 or S\_03A3 = 1 or S\_03A4 = 1 or S\_03A5 = 1 or S\_03A6 = 1 or S\_03A7 = 1, display "stole". Else, do not display.

If S\_03B = 1, display "tried to steal". Else, do not display this text.

If (S\_03A1 = 1 or S\_03A2 = 1 or S\_03A3 = 1 or S\_03A4 = 1 or S\_03A5 = 1 or S\_03A6 = 1 or S\_03A7 = 1) and S\_03B = 1, display "or". Else, do not display this text.

PQID: NEW

SAS Variable: S\_03G

**Box ID: S\_03BOX5**

If data has been collected for the four most recent dates in S\_03D where N = S\_03C1\_NUM, go to S\_04.

Else, go to S\_03D for incident (N+1).

## Break-In

**Box ID: S\_04START**

ROUTING INSTRUCTIONS: IF UT\_HHR = 1, go to S\_04BOX1. Else, GO TO S\_06

**Box ID: S\_04BOX1**

For S\_04A1 through S\_04A3, display a 'Yes' and 'No' column with options for each response category.

**Question ID: S\_04A**

The next few questions ask about break-ins. {Other than break-in(s) you have mentioned already, } in the past 12 months, did anyone...

- 1 Break in or try to break into your home by forcing a door or window, pushing past someone, jimmying a lock, cutting a screen, or coming through an open door or window?
- 2 Break in or try to break into your garage, shed, or storage room?
- 3 Break in or try to break into a hotel or motel room or vacation home where you were staying?

ASK Description: All household respondents.

ASK Specification: IF UT\_HHR = 1.

PROGRAM: ROUTING INSTRUCTIONS: If S\_04A1 = 1 or S\_04A2 = 1 or S\_04A3 = 1, go to S\_04B1. Else, go to S\_05.

DISPLAY: If S\_03E = 1, display "Other than... already, ". Else, do not display this text.

PQID: Revision to NCVS-1, item 37a

SAS Variable: S\_04A1, S\_04A2, S\_04A3

Tags: Stem and Leaf screen

**Question ID: S\_04B1**

How many times did someone break in or try to break in during the past 12 months?

- 1 Once
- 2 Two or more times {How many times: |\_ \_|}

ASK Description: Respondents who reported a break-in or attempted break-in in the past 12 months.

ASK Specification: IF S\_04A1 = 1 OR S\_04A2 = 1 OR S\_04A3 = 1.

PROGRAM: ROUTING INSTRUCTIONS: If S\_04B1 = -9 OR (S\_04B1 = 2 AND S\_04B1\_NUM = -9), go to S\_04B1A.

Else, if S\_04B1 = 1 or (S\_04B1 = 2 and S\_04B1\_NUM = 1), go to S\_04 BOX1.

Else, if S\_04B1 = 2 and S\_04B1\_NUM = 2, 3, go to S\_04C\_INTRO.

Else, if S\_04B1 = 2 and S\_04B1\_NUM >= 4, go to S\_04B2.

DISPLAY: If S\_04B1 = 2, display "How many times:" and an open response field. Allow 2 digits.

PQID: Revision to NCVS-1, item 37b

SAS Variable: S\_04B1, S\_04B1\_NUM

Tags: Change Request

Notes: revise for the FT (and use "two or more times" as per Darby)

**Question ID: S\_04B1A**

You did not enter how many times this happened in the past 12 months. Please select one of the following.

- 1 I really meant to answer
- 2 I don't know the answer

ASK Description: Respondents who reported a break-in or attempted break-in in the past 12 months and did not enter how many times this happened in the past 12 months.

ASK Specification: IF (S\_04A1 = 1 OR S\_04A2 = 1 OR S\_04A3 = 1) AND (S\_04B1 = -9 OR (S\_04B1 = 2 AND S\_04B1\_NUM = -9)).

PROGRAM: If S\_04B1A = 2, -9, set S\_BI = 1 and create 1 CIR.

ROUTING INSTRUCTIONS: If S\_04B1A = 1, go to S\_04B1.

Else, go to S\_04BOX2.

PQID: NEW

SAS Variable: S\_04B1A

Tags: Change Request

Notes: replaced with "create 1 CIR"

**Question ID: S\_04B2**

Do you recall enough details about each incident to be able to distinguish them from each other?

- 1 Yes
- 2 No

ASK Description: Respondents who reported a break-in or attempted break-in four or more times in the last 12 months.

ASK Specification: IF S\_04B1 = 2 AND S\_04B1\_NUM >= 4.

PROGRAM: If S\_04B2, set SERIES = 1.

ROUTING INSTRUCTIONS: If S\_04B2 = 2, go to S\_04C. Else, go to S\_04C\_INTRO.

PQID: Adapted from CIR5b

SAS Variable: S\_04B2

**Question ID: S\_04C\_INTRO**

{I will ask/On the next screens, you are going to be asked} about {each of these/the four most recent} incidents, starting with the most recent{ time this happened. Please click NEXT to continue.}

ASK Description: Respondents who reported a break-in or attempted break-in more than once in the last 12 months.

ASK Specification: IF S\_04B1 = 2 AND (S\_04B1\_NUM = 2, 3 OR (S\_04B1 = 2 AND S\_04B1\_NUM >= 4 AND S\_04B2 = 1)).

DISPLAY: If S\_04B1\_NUM = 2, 3, 4 display "each of these". Else, if S\_04B1\_NUM >= 5, display "the four most recent".

If CONDITION = 2, display "I will ask". Else, if CONDITION = 3, display "On the next screens, you are going to be asked" and " time this happened... continue."

Tags: Change Request

Notes: IF CONDITION=2:

VERSION1: I will ask about each of these incidents, starting with the most recent.

VERSION2: I will ask about the four most recent incidents, starting with the most recent.

IF CONDITION=3:

VERSION1: On the next screens, you are going to be asked about each of these incidents, starting with the most recent time this happened. Please click NEXT to continue.

VERSION2: On the next screens, you are going to be asked about the four most recent incidents, starting with the most recent time this happened. Please click NEXT to continue.

**Box ID: S\_04BOX2**

If S\_04B1 = 2 and (S\_04B1\_NUM = 2, 3 or (S\_04B1\_NUM >= 4 and S\_04B2 = 1), repeat S\_04C through S\_04G for up to four most recent dates in S\_04C where N = S\_04B1\_NUM. Ask all items from S\_04C through S\_041G (as appropriate) for most recent incident, then move to next most recent incident, and so on.

Else, if S\_04B1 = 1 or (S\_04B1 = 2 and (S\_04B1\_NUM = 1 or (S\_04B1\_NUM >= 4 and S\_04B2 = 2))) or S\_04B1A = 2, -9, ask only about most recent incident in S\_04C.



**Question ID: S\_04C**

{You said that someone broke in or tried to break in {FILL ANSWER FROM S\_04B1 times} in the past 12 months.} In what month did the {MOST RECENT/SECOND MOST RECENT/THIRD MOST RECENT/FOURTH MOST RECENT} incident happen? If you don't remember the exact month, please give your best estimate.

- 1 Before {CURRENT MONTH MINUS 12}
- 2 {CURRENT MONTH MINUS 12}
- 3 {CURRENT MONTH MINUS 11}
- 4 {CURRENT MONTH MINUS 10}
- 5 {CURRENT MONTH MINUS 9}
- 6 {CURRENT MONTH MINUS 8}
- 7 {CURRENT MONTH MINUS 7}
- 8 {CURRENT MONTH MINUS 6}
- 9 {CURRENT MONTH MINUS 5}
- 10 {CURRENT MONTH MINUS 4}
- 11 {CURRENT MONTH MINUS 3}
- 12 {CURRENT MONTH MINUS 2}
- 13 {CURRENT MONTH MINUS 1}
- 14 {CURRENT MONTH}

ASK Description: Respondents who reported a break-in or attempted break-in in the last 12 months or did not know how many times this incident happened in the past 12 months.

ASK Specification: IF (S\_04A1 = 1 OR S\_04A2 = 1 OR S\_04A3 = 1) AND (S\_04B1 = 1 OR (S\_04B1 = 2 AND S\_04B1\_NUM >= 1) OR S\_04B1A = 2, -9).

PROGRAM: ROUTING INSTRUCTIONS: If DATE PROVIDED IN S\_04C IS CURRENT MONTH MINUS 12 OR S\_04C = -9, go to S\_04C1.

Else, if DATE PROVIDED IN S\_04C IS CURRENT MONTH MINUS 6, go to S\_04C2.

Else, if DATE PROVIDED IN S\_04C IS BEFORE CURRENT MONTH MINUS 12, go to S\_05.

Else, go to S\_04BOX2B.

DISPLAY: If S\_04B1\_NUM > 1, display for all incidents after the first "You said that someone... in the past 12 months."

For the first incident, display "MOST RECENT".

For the second incident, display "SECOND MOST RECENT".

For the third incident, display "THIRD MOST RECENT".

For the fourth incident, display "FOURTH MOST RECENT".

In each response option, take Today's month minus N in descending order. Display format – January, 1900.

PQID: NEW

SAS Variable: S\_04C

**Question ID: S\_04C1**

Did this incident happen before, after, or on {12-MO ANCHORDATE}?

- 1 It happened before {12-MO ANCHORDATE}
- 2 It happened after or on {12-MO ANCHORDATE}
- 3 I don't know when it happened / can't remember

ASK Description: Respondents who reported a break-in or attempted break-in 12 months ago or did not report the month and year that this incident occurred.

ASK Specification: IF DATE PROVIDED IN S\_04C IS CURRENT MONTH MINUS 12 OR S\_04C = -9.

PROGRAM: ROUTING INSTRUCTIONS: If S\_04C = -9 and S\_04C1 = 2, go to S\_04C2.  
Else, if DATE PROVIDED IN S\_04C IS CURRENT MONTH MINUS 12 and S\_04C1 = 2, go to S\_04BOX2B.

Else, if S\_04C1 = 3, -9, go to S\_04BOX5.

Else, go to S\_05.

PQID: NEW

SAS Variable: S\_04C1

**Question ID: S\_04C2**

Did this incident happen before, after, or on {6-MO ANCHORDATE}?

- 1 It happened before {6-MO ANCHORDATE}
- 2 It happened after or on {6-MO ANCHORDATE}
- 3 I don't know

ASK Description: Respondents who reported a break-in or attempted break-in six months ago or did not report the month and year of the incident and confirmed it happened in the past 12 months.

ASK Specification: IF DATE PROVIDED IN S\_04C IS CURRENT MONTH MINUS 6 OR (S\_04C = -9 AND S\_04C1 = 2).

PROGRAM: ROUTING INSTRUCTIONS: If S\_04C = -9 AND S\_04C1 = 2 AND S\_04C2 = 3, -9, go to S\_04BOX5.

Else, go to S\_04BOX2B.

PQID: NEW

SAS Variable: S\_04C2

**Box ID: S\_04BOX2B**

Respondents who reported a break-in or attempted break-in in the past 12 months and the MONTH/YEAR of the current incident matches the MONTH/YEAR of any previously reported incidents, or no date was provided for the current incident and the current incident was confirmed to have happened on or after anchor date and there are any previously reported incidents for which a date was not that were confirmed to have happened on or after anchor date, go to S\_04DD2.  
 Else, go to S\_04BOX3.

---

IF (DATE PROVIDED IN S\_04C IS WITHIN THE PAST 12 MONTHS AND (S\_04C MATCHES A DATE PROVIDED IN S\_01D OR S\_02C OR S\_03D)) OR (S\_04C = -9 AND S\_04C1 = 2 AND ((S\_01D = -9 AND S\_01D1 = 2 FOR ANY INCIDENT IN S\_01D) OR (S\_02C = -9 AND S\_02C1 = 2 FOR ANY INCIDENT IN S\_02C) OR (S\_03D = -9 AND S\_03D1 = 2 FOR ANY INCIDENT IN S\_03D))), GO TO S\_04DD2.  
 ELSE, GO TO S\_04BOX3.

**Question ID: S\_04DD2**

Is this incident part of any other incident you have already mentioned?

- |       |                |
|-------|----------------|
| 1 Yes | GO TO S_04DD3  |
| 2 No  | GO TO S_04BOX3 |

ASK Description: Respondents who reported a break-in or attempted break-in in the past 12 months and the MONTH/YEAR of the current incident matches the MONTH/YEAR of any previously reported incidents, or no date was provided for the current incident and the current incident was confirmed to have happened on or after anchor date and there are any previously reported incidents for which a date was not that were confirmed to have happened on or after anchor date.

ASK Specification: IF (DATE PROVIDED IN S\_04C IS WITHIN THE PAST 12 MONTHS AND (S\_04C MATCHES A DATE PROVIDED IN S\_01D OR S\_02C OR S\_03D)) OR (S\_04C = -9 AND S\_04C1 = 2 AND ((S\_01D = -9 AND S\_01D1 = 2 FOR ANY INCIDENT IN S\_01D) OR (S\_02C = -9 AND S\_02C1 = 2 FOR ANY INCIDENT IN S\_02C) OR (S\_03D = -9 AND S\_03D1 = 2 FOR ANY INCIDENT IN S\_03D))).

PQID: NEW

SAS Variable: S\_04DD2

**Question ID: S\_04DD3**

Which incident was this part of?

- 0 {Incident 1}
- 1 {Incident 2}
- 2 {Incident 3}
- 3 {Incident 4}
- 4 {Incident 5}
- 5 {Incident 6}
- 6 {Incident 7}
- 7 {Incident 8}
- 8 {Incident 9}
- 9 {Incident 10}
- 10 {Incident 11}
- 11 {Incident 12}
- 8 This is a separate incident

ASK Description: Respondents who reported a break-in or attempted break-in that was part of another incident.

ASK Specification: IF S\_04DD2 = 1.

DISPLAY: Display each incident previously mentioned that it could match to by displaying month/year (if provided) and short description of details of incident, such as "may 2017 vehicle theft with an attack". If S\_04C = -9, only display prior incidents where the date is also missing.

PQID: NEW

SAS Variable: S\_04DD3

**Box ID: S\_04BOX3**

If (DATE PROVIDED IN S\_04C IS WITHIN THE PAST 12 MONTHS OR S\_04C1 = 2) AND S\_04DD3 = 0, 1, 2, 3, 4, 5, 6, 7, 8, 9, 10, 11, set S\_BI for the incident selected in S\_04DD3.

Else, if DATE PROVIDED IN S\_04C IS WITHIN THE PAST 12 MONTHS OR S\_04C1 = 2 AND (S\_04DD2 != 1 OR S\_04DD3 = -8, -9), set S\_BI = 1.

ROUTING INSTRUCTIONS: If SVERSION = 1 AND (S\_04DD2 != 1 OR S\_04DD3 = -8, -9), go to S\_04E.

Else, go to S\_04BOX5.

**Question ID: S\_04E**

Still thinking about this {most recent/second most recent/third most recent/fourth most recent/S\_04C: MONTH, YEAR} incident when someone broke in or tried to break in, was anything stolen as part of this incident?

- 1 Yes
- 2 No

ASK Description: Respondents who reported a break-in or attempted break-in in the past 12 months or did not know how many times this incident happened in the past 12 months.

ASK Specification: IF SVERSION = 1 AND (S\_04A1 = 1 OR S\_04A2 = 1 OR S\_04A3 = 1) AND (S\_04B1 = 1 OR (S\_04B1 = 2 AND S\_04B1\_NUM >= 1) OR S\_04B1A = 2, -9) AND (DATE PROVIDED IN S\_04C IS WITHIN THE PAST 12 MONTHS OR S\_04C1 = 2) AND (S\_04DD2 != 1 OR S\_04DD3 = -8, -9).

PROGRAM: If S\_04E = 1, set S\_T = 1.

DISPLAY: If date provided in S\_04C, display Month, Year for each incident. Display format - January, 1900.

Else, if this is the first incident in the series and S\_04C = -9, display "most recent".

Else, if this is the second incident in the series and S\_04C = -9, display "second most recent".

Else, if this is the third incident in the series and S\_04C = -9, display "third most recent".

Else, if this is the fourth incident in the series and S\_04C = -9, display "fourth most recent".

PQID: NEW

SAS Variable: S\_04E

**Question ID: S\_04F**

Still thinking about this {most recent/second most recent/third most recent/fourth most recent/S\_04C: MONTH, YEAR} incident when someone broke in or tried to break in, were you physically attacked or were you threatened with a weapon, during this incident?

- |       |                |
|-------|----------------|
| 1 Yes | GO TO S_04G    |
| 2 No  | GO TO S_04BOX5 |

ASK Description: Respondents who reported a break-in or attempted break-in in the past 12 months or did not know how many times this incident happened in the past 12 months.

ASK Specification: IF SVERSION = 1 AND (S\_04A1 = 1 OR S\_04A2 = 1 OR S\_04A3 = 1) AND (S\_04B1 = 1 OR (S\_04B1 = 2 AND S\_04B1\_NUM >= 1) OR S\_04B1A = 2, -9) AND (DATE PROVIDED IN S\_04C IS WITHIN THE PAST 12 MONTHS OR S\_04C1 = 2) AND (S\_04DD2 != 1 OR S\_04DD3 = -8, -9).

PROGRAM: If S\_04F = 1, set S\_ATA = 1.

DISPLAY: If date provided in S\_04C, display Month, Year for each incident. Display format - January, 1900.

Else, if this is the first incident in the series and S\_04C = -9, display "most recent".

Else, if this is the second incident in the series and S\_04C = -9, display "second most recent".

Else, if this is the third incident in the series and S\_04C = -9, display "third most recent".

Else, if this is the fourth incident in the series and S\_04C = -9, display "fourth most recent".

PQID: NEW

SAS Variable: S\_04F

**Question ID: S\_04G**

Still thinking about this {most recent/second most recent/third most recent/fourth most recent/S\_04C: MONTH, YEAR} incident when someone broke in or tried to break in, did anyone have, or try to have, sexual contact with you that you DID NOT CONSENT TO and that YOU DID NOT WANT to happen as part of this incident?

- 1 Yes
- 2 No

ASK Description: Respondents who reported a break-in or attempted break-in in the past 12 months or did not know how many times this incident happened in the past 12 months and were physically attacked, or threatened with a weapon, during this incident.

ASK Specification: IF SVERSION = 1 AND (S\_04A1 = 1 OR S\_04A2 = 1 OR S\_04A3 = 1) AND (S\_04B1 = 1 OR (S\_04B1 = 2 AND S\_04B1\_NUM >= 1) OR S\_04B1A = 2, -9) AND (DATE PROVIDED IN S\_04C IS WITHIN THE PAST 12 MONTHS OR S\_04C1 = 2) AND (S\_04DD2 != 1 OR S\_04DD3 = -8, -9) AND S\_04F = 1.

PROGRAM: If S\_04G = 1, set S\_SA = 1.

DISPLAY: If date provided in S\_04C, display Month, Year for each incident. Display format - January, 1900.

Else, if this is the first incident in the series and S\_04C = -9, display "most recent".

Else, if this is the second incident in the series and S\_04C = -9, display "second most recent".

Else, if this is the third incident in the series and S\_04C = -9, display "third most recent".

Else, if this is the fourth incident in the series and S\_04C = -9, display "fourth most recent".

PQID: NEW

SAS Variable: S\_04G

**Box ID: S\_04BOX5**

If data has been collected for the four most recent dates in S\_04C where N = S\_04B1\_NUM, go to S\_05.

Else, go to S\_04C for incident (N+1).

## Vandalism

**Question ID: S\_05A1**

Vandalism is when someone deliberately damages or destroys something belonging to you. Examples are breaking windows, slashing tires, or painting graffiti on walls. In the past 12 months, has anyone vandalized your home, car, or something else that belongs to you or someone else living here?

- 1 Yes
- 2 No

ASK Description: All household respondents.

ASK Specification: IF UT\_HHR = 1.

PQID: NEW

SAS Variable: S\_05A1

Tags: Change Request

Notes: #471 – revised question text

**Question ID: S\_05A2**

In the past 12 months, did someone deliberately injure or kill an animal, such as a pet or livestock, that belonged to you or someone you live with?

- 1 Yes
- 2 No

ASK Description: All household respondents.

ASK Specification: IF UT\_HHR = 1.

PROGRAM: ROUTING INSTRUCTIONS: If S\_05A1 = 1 or S\_05A2 = 1, go to S\_05B1. Else, go to S\_06A.

PQID: NEW

SAS Variable: S\_05A2



**Question ID: S\_05B1**

In the past 12 months, how many times did someone vandalize something that belonged to you or someone you live with?

{Please also count times when an animal was injured or killed.}

- 1 Once
- 2 Two or more times {How many times: |\_|\_|}

ASK Description: Respondents who had their home, car, or something else vandalized or had an animal deliberately injured or killed in the past 12 months.

ASK Specification: IF S\_05A1 = 1 OR S\_05A2 = 1.

PROGRAM: ROUTING INSTRUCTIONS: If S\_05B1 = -9 OR (S\_05B1 = 2 AND S\_05B1\_NUM = -9), go to S\_05B1A.

Else, if S\_05B1 = 2 and S\_05B1\_NUM = 2, 3, go to S\_05C\_INTRO.

Else, if S\_05B1 = 2 and S\_05B1\_NUM >= 4, go to S\_05B2.

Else, if S\_05B1 = 1 or (S\_05B1 = 2 and S\_05B1\_NUM = 1), go to S\_05BOX1.

DISPLAY: If S\_05A2 = 1, display "Please also count times when an animal was injured or killed."  
Else, do not display this text.

If S\_05B1 = 2, display "How many times:" and an open response field. Allow 2 digits.

PQID: NEW

SAS Variable: S\_05B1, S\_05B1\_NUM

Tags: Change Request

Notes: revise for the FT (and use "two or more times" as per Darby)

**Question ID: S\_05B1A**

You did not enter how many times this happened in the past 12 months. Please select one of the following.

- 1 I really meant to answer
- 2 I don't know the answer

ASK Description: Respondents who had their home, car, or something else vandalized or had an animal deliberately injured or killed in the past 12 months and did not enter how many times this happened in the past 12 months.

ASK Specification: IF (S\_05A1 = 1 OR S\_05A2 = 1) AND (S\_05B1 = -9 OR (S\_05B1 = 2 AND S\_05B1\_NUM = -9)).

PROGRAM: If S\_05B1A = 2, -9, set S\_V = 1 and create 1 CIR.

ROUTING INSTRUCTIONS: If S\_05B1A = 1, go to S\_05B1.

Else, go to S\_05BOX1.

PQID: NEW

SAS Variable: S\_05B1A

Tags: Change Request

Notes: replaced with "create 1 CIR"

**Question ID: S\_05B2**

Do you recall enough details about each incident to be able to distinguish them from each other?

- 1 Yes
- 2 No

ASK Description: Respondents who had their home, car, or something else vandalized or had an animal deliberately injured or killed four or more times in the past 12 months.

ASK Specification: IF S\_05B1 = 2 AND S\_05B1\_NUM >= 4.

PROGRAM: If S\_05B2 = 2, set SERIES = 1.

ROUTING INSTRUCTIONS: If S\_05B2 = 2, go to S\_05BOX1.

Else, go to S\_05C\_INTRO.

PQID: Adapted from CIR5b

SAS Variable: S\_05B2

**Question ID: S\_05C\_INTRO**

{I will ask/On the next screens, you are going to be asked} about {each of these/the four most recent} incidents, starting with the most recent{ time this happened. Please click NEXT to continue.}

ASK Description: Respondents who had their home, car, or something else vandalized or had an animal deliberately injured or killed more than once within the last 12 months.

ASK Specification: IF (S\_05B1 = 2 AND S\_05B1\_NUM = 2, 3) OR (S\_05B1 = 2 AND S\_05B1\_NUM >= 4 AND S\_05B2 = 1).

DISPLAY: If S\_05B1\_NUM = 2, 3, 4 display "each of these". Else, if S\_05B1\_NUM >= 5, display "the four most recent".

If CONDITION = 2, display "I will ask". Else, if CONDITION = 3, display "On the next screens, you are going to be asked" and " time this happened... continue."

Tags: Change Request

Notes: IF CONDITION=2:

VERSION1: I will ask about each of these incidents, starting with the most recent.

VERSION2: I will ask about the four most recent incidents, starting with the most recent.

IF CONDITION=3:

VERSION1: On the next screens, you are going to be asked about each of these incidents, starting with the most recent time this happened. Please click NEXT to continue.

VERSION2: On the next screens, you are going to be asked about the four most recent incidents, starting with the most recent time this happened. Please click NEXT to continue.

**Box ID: S\_05BOX1**

If S\_05B1 = 2 and (S\_05B1\_NUM = 2, 3 or (S\_05B1\_NUM >= 4 and S\_05B2 = 1), repeat S\_05C through S\_05G for up to four most recent dates in S\_05C where N = S\_05B1\_NUM. Ask all items from S\_05C through S\_05G (as appropriate) for most recent incident, then move to next most recent incident, and so on.  
 Else, if S\_05B1 = 1 or (S\_05B1 = 2 and (S\_05B1\_NUM = 1 or (S\_05B1\_NUM >= 4 and S\_05B2 = 2))) or S\_05B1A = 2, -9, ask only about most recent incident in S\_05C.

**Question ID: S\_05C**

{You said that {something was vandalized}{ and}{ someone deliberately injured or killed an animal} {FILL ANSWER FROM S\_05B1 times} in the past 12 months.} In what month did the {MOST RECENT/SECOND MOST RECENT/THIRD MOST RECENT/FOURTH MOST RECENT} incident happen? If you don't remember the exact month, please give your best estimate.

- 1 Before {CURRENT MONTH MINUS 12}
- 2 {CURRENT MONTH MINUS 12}
- 3 {CURRENT MONTH MINUS 11}
- 4 {CURRENT MONTH MINUS 10}
- 5 {CURRENT MONTH MINUS 9}
- 6 {CURRENT MONTH MINUS 8}
- 7 {CURRENT MONTH MINUS 7}
- 8 {CURRENT MONTH MINUS 6}
- 9 {CURRENT MONTH MINUS 5}
- 10 {CURRENT MONTH MINUS 4}
- 11 {CURRENT MONTH MINUS 3}
- 12 {CURRENT MONTH MINUS 2}
- 13 {CURRENT MONTH MINUS 1}
- 14 {CURRENT MONTH}

ASK Description: Respondents who had their home, car, or something else vandalized or had an animal deliberately injured or killed in the past 12 months or did not know how many times this incident happened in the past 12 months.

ASK Specification: IF (S\_05A1 = 1 OR S\_05A2 = 1) AND (S\_05B1 = 1 OR (S\_05B1 = 2 AND S\_05B1\_NUM >= 1) OR S\_05B1A = 2, -9).

PROGRAM: ROUTING INSTRUCTIONS: If DATE PROVIDED IN S\_05C IS CURRENT MONTH MINUS 12 OR S\_05C = -9, go to S\_05C1.

Else, if DATE PROVIDED IN S\_05C IS CURRENT MONTH MINUS 6, go to S\_05C2.

Else, if DATE PROVIDED IN S\_05C IS BEFORE CURRENT MONTH MINUS 12, go to S\_06.

Else, go to S\_05BOX2B.

DISPLAY: If S\_05B1\_NUM > 1, display for all incidents after the first "You said that someone... in the past 12 months."

If S\_05A1 = 1, display "something was vandalized". Else, do not display this text.

If S\_05A2 = 1, display "someone deliberately injured or killed an animal". Else, do not display this text.

If S\_05A1 = 1 and S\_05A2 = 1, display "and". Else, do not display this text.

For the first incident, display "MOST RECENT".

For the second incident, display "SECOND MOST RECENT".

For the third incident, display "THIRD MOST RECENT".

For the fourth incident, display "FOURTH MOST RECENT".

In each response option, take Today's month minus N in descending order. Display format – January, 1900.

PQID: NEW

SAS Variable: S\_05C

**Question ID: S\_05C1**

Did this incident happen before, after, or on {12-MO ANCHORDATE}?

- 1 It happened before {12-MO ANCHORDATE}
- 2 It happened after or on {12-MO ANCHORDATE}
- 3 I don't know when it happened / can't remember

ASK Description: Respondents who had something vandalized or had an animal deliberately injured or killed 12 months ago or did not report the month and year of the incident.

ASK Specification: IF DATE PROVIDED IN S\_05C IS CURRENT MONTH MINUS 12 OR S\_05C = -9.

PROGRAM: ROUTING INSTRUCTIONS: If S\_05C = -9 and S\_05C1 = 2, go to S\_05C2.  
Else, if DATE PROVIDED IN S\_05C IS CURRENT MONTH MINUS 12 and S\_05C1 = 2, go to S\_05BOX2B.

Else, if S\_05C1 = 3, -9, go to S\_05BOX5.

Else, go to S\_06.

PQID: NEW

SAS Variable: S\_05C1

**Question ID: S\_05C2**

Did this incident happen before, after, or on {6-MO ANCHORDATE}?

- 1 It happened before {6-MO ANCHORDATE}
- 2 It happened after or on {6-MO ANCHORDATE}
- 3 I don't know

ASK Description: Respondents who had something vandalized or had an animal deliberately injured or killed six months ago or did not report the month and year of the incident and confirmed it happened in the past 12 months.

ASK Specification: IF DATE PROVIDED IN S\_05C IS CURRENT MONTH MINUS 6 OR (S\_05C = -9 AND S\_05C1 = 2).

PROGRAM: ROUTING INSTRUCTIONS: If S\_05C = -9 AND S\_05C1 = 2 AND S\_05C2 = 3, -9, go to S\_05BOX5.

Else, go to S\_05BOX2B.

PQID: NEW

SAS Variable: S\_05C2

**Box ID: S\_05BOX2B**

Respondents who had their home, car, or something else vandalized or had an animal deliberately injured or killed in the past 12 months and the MONTH/YEAR of the current incident matches the MONTH/YEAR of any previously reported incidents, or no date was provided for the current incident and the current incident was confirmed to have happened on or after anchor date and there are any previously reported incidents for which a date was not collected that were confirmed to have happened on or after anchor date, go to S\_05DD2.  
Else, go to S\_05BOX3.

---

IF (DATE PROVIDED IN S\_05C IS WITHIN THE PAST 12 MONTHS AND (S\_05C MATCHES A DATE PROVIDED IN S\_01D OR S\_02C OR S\_03D OR S\_04C)) OR (S\_05C = -9 AND S\_05C1 = 2 AND ((S\_01D = -9 AND S\_01D1 = 2 FOR ANY INCIDENT IN S\_01D) OR (S\_02C = -9 AND S\_02C1 = 2 FOR ANY INCIDENT IN S\_02C) OR (S\_03D = -9 AND S\_03D1 = 2 FOR ANY INCIDENT IN S\_03D) OR (S\_04C = -9 AND S\_04C1 = 2 FOR ANY INCIDENT IN S\_04C))), GO TO S\_05DD2.  
ELSE, GO TO S\_05BOX3.

**Question ID: S\_05DD2**

Is this incident part of any other incident you have already mentioned?

- |       |                |
|-------|----------------|
| 1 Yes | GO TO S_05DD3  |
| 2 No  | GO TO S_05BOX3 |

ASK Description: Respondents who had their home, car, or something else vandalized or had an animal deliberately injured or killed in the past 12 months and the MONTH/YEAR of the current incident matches the MONTH/YEAR of any previously reported incidents, or no date was provided for the current incident and the current incident was confirmed to have happened on or after anchor date and there are any previously reported incidents for which a date was not collected that were confirmed to have happened on or after anchor date.

ASK Specification: IF (DATE PROVIDED IN S\_05C IS WITHIN THE PAST 12 MONTHS AND S\_05C MATCHES A DATE PROVIDED IN S\_01D OR S\_02C OR S\_03D OR S\_04C) OR (S\_05C = -9 AND S\_05C1 = 2 AND ((S\_01D = -9 AND S\_01D1 = 2 FOR ANY INCIDENT IN S\_01D) OR (S\_02C = -9 AND S\_02C1 = 2 FOR ANY INCIDENT IN S\_02C) OR (S\_03D = -9 AND S\_03D1 = 2 FOR ANY INCIDENT IN S\_03D) OR (S\_04C = -9 AND S\_04C1 = 2 FOR ANY INCIDENT IN S\_04C))).

PQID: NEW

SAS Variable: S\_05DD2

**Question ID: S\_05DD3**

Which incident was this part of?

- 0 {Incident 1}
- 1 {Incident 2}
- 2 {Incident 3}
- 3 {Incident 4}
- 4 {Incident 5}
- 5 {Incident 6}
- 6 {Incident 7}
- 7 {Incident 8}
- 8 {Incident 9}
- 9 {Incident 10}
- 10 {Incident 11}
- 11 {Incident 12}
- 12 {Incident 13}
- 13 {Incident 14}
- 14 {Incident 15}
- 15 {Incident 16}
- 8 This is a separate incident

ASK Description: Respondents who had something vandalized or had an animal deliberately injured or killed that was part of another incident.

ASK Specification: IF S\_05DD2 = 1.

DISPLAY: Display each incident previously mentioned that this incident could match to by displaying month/year (if provided) and short description of details of incident, such as "may 2017 vehicle theft with an attack". If S\_05C = -9, only display prior incidents where the date is also missing.

PQID: NEW

SAS Variable: S\_05DD3

**Box ID: S\_05BOX3**

IF (DATE PROVIDED IN S\_05C IS WITHIN THE PAST 12 MONTHS OR S\_05C1 = 2) AND S\_05DD3 = 0, 1, 2, 3, 4, 5, 6, 7, 8, 9, 10, 11, 12, 13, 14, 15, set S\_V = 1 for the incident selected in S\_05DD3.

Else, if (DATE PROVIDED IN S\_05C IS WITHIN THE PAST 12 MONTHS OR S\_05C1 = 2) AND (S\_05DD2 != 1 OR S\_05DD3 = -8, -9), set S\_V = 1.

ROUTING INSTRUCTIONS: If SVERSION = 1 AND (S\_05DD2 != 1 OR S\_05DD3 = -8, -9), go to S\_05E.

Else, go to S\_05BOX5.

**Question ID: S\_05E**

Still thinking about this {most recent/second most recent/third most recent/fourth most recent/S\_05C: MONTH, YEAR} incident when {something was vandalized}{ or}{ someone deliberately injured or killed an animal}, was anything stolen as part of the incident?

- 1 Yes
- 2 No

ASK Description: Respondents who had something vandalized or had an animal deliberately injured or killed in the past 12 months or did not know how many times this incident happened in the past 12 months.

ASK Specification: IF SVERSION = 1 AND (S\_05A1 = 1 OR S\_05A2 = 1) AND (S\_05B1 = 1 OR (S\_05B1 = 2 AND S\_05B1\_NUM >= 1) OR S\_05B1A = 2, -9) AND (DATE PROVIDED IN S\_05C IS WITHIN THE PAST 12 MONTHS OR S\_05C1 = 2) AND (S\_05DD2 != 1 OR S\_05DD3 = -8, -9).

PROGRAM: If S\_05E = 1, set S\_T = 1.

DISPLAY: If date provided in S\_05C, display Month, Year for each incident. Display format - January, 1900.

Else, if this is the first incident in the series and S\_05C = -9, display "most recent".

Else, if this is the second incident in the series and S\_05C = -9, display "second most recent".

Else, if this is the third incident in the series and S\_05C = -9, display "third most recent".

Else, if this is the fourth incident in the series and S\_05C = -9, display "fourth most recent".

If S\_05A1 = 1, display "something was vandalized". Else, do not display this text.

If S\_05A2 = 1, display "someone deliberately injured or killed an animal". Else, do not display this text.

If S\_05A1 = 1 and S\_05A2 = 1, display "or". Else, do not display this text.

PQID: NEW

SAS Variable: S\_05E



**Question ID: S\_05F**

Still thinking about this {most recent/second most recent/third most recent/fourth most recent/S\_05C: MONTH, YEAR} incident when {something was vandalized}{ or}{ someone deliberately injured or killed an animal}, were you physically attacked or were you threatened with a weapon, during this incident?

- |       |                |
|-------|----------------|
| 1 Yes | GO TO S_05G    |
| 2 No  | GO TO S_05BOX5 |

ASK Description: Respondents who had something vandalized or had an animal deliberately injured or killed in the past 12 months or did not know how many times this incident happened in the past 12 months.

ASK Specification: IF SVERSION = 1 AND (S\_05A1 = 1 OR S\_05A2 = 1) AND (S\_05B1 = 1 OR (S\_05B1 = 2 AND S\_05B1\_NUM >= 1) OR S\_05B1A = 2, -9) AND (DATE PROVIDED IN S\_05C IS WITHIN THE PAST 12 MONTHS OR S\_05C1 = 2) AND (S\_05DD2 != 1 OR S\_05DD3 = -8, -9).

PROGRAM: If S\_05F = 1, set S\_ATA = 1.

DISPLAY: If date provided in S\_05C, display Month, Year for each incident. Display format - January, 1900.

Else, if this is the first incident in the series and S\_05C = -9, display "most recent".

Else, if this is the second incident in the series and S\_05C = -9, display "second most recent".

Else, if this is the third incident in the series and S\_05C = -9, display "third most recent".

Else, if this is the fourth incident in the series and S\_05C = -9, display "fourth most recent".

If S\_05A1 = 1, display "something was vandalized". Else, do not display this text.

If S\_05A2 = 1, display "someone deliberately injured or killed an animal". Else, do not display this text.

If S\_05A1 = 1 and S\_05A2 = 1, display "or". Else, do not display this text.

PQID: NEW

SAS Variable: S\_05F

**Question ID: S\_05G**

Still thinking about this {most recent/second most recent/third most recent/fourth most recent/S\_05C: MONTH, YEAR} incident when {something was vandalized}{ or}{ someone deliberately injured or killed an animal}, did anyone have, or try to have, sexual contact with you that you DID NOT CONSENT TO and that YOU DID NOT WANT to happen as part of this incident?

- 1 Yes
- 2 No

ASK Description: Respondents who had something vandalized or had an animal deliberately injured or killed in the past 12 months or did not know how many times this incident happened in the past 12 months and were physically attacked, or threatened with a weapon, during this incident.

ASK Specification: IF SVERSION = 1 AND (S\_05A1 = 1 OR S\_05A2 = 1) AND (S\_05B1 = 1 OR (S\_05B1 = 2 AND S\_05B1\_NUM >= 1) OR S\_05B1A = 2, -9) AND (DATE PROVIDED IN S\_05C IS WITHIN THE PAST 12 MONTHS OR S\_05C1 = 2) AND (S\_05DD2 != 1 OR S\_05DD3 = -8, -9) AND S\_05F = 1.

PROGRAM: If S\_05G = 1, set S\_SA = 1.

DISPLAY: If date provided in S\_05C, display Month, Year for each incident. Display format - January, 1900.

Else, if this is the first incident in the series and S\_05C = -9, display "most recent".

Else, if this is the second incident in the series and S\_05C = -9, display "second most recent".

Else, if this is the third incident in the series and S\_05C = -9, display "third most recent".

Else, if this is the fourth incident in the series and S\_05C = -9, display "fourth most recent".

If S\_05A1 = 1, display "something was vandalized". Else, do not display this text.

If S\_05A2 = 1, display "someone deliberately injured or killed an animal". Else, do not display this text.

If S\_05A1 = 1 and S\_05A2 = 1, display "or". Else, do not display this text.

PQID: NEW

SAS Variable: S\_05G

**Box ID: S\_05BOX5**

If data has been collected for the four most recent dates in S\_05C where N = S\_05B1\_NUM, go to S\_06.

Else, go to S\_05C for incident (N+1).

## Attack

**Box ID: S\_06**

For S\_06A1 through S\_06A5, display 'Yes' and 'No' columns with options for each response category.

Tags: Stem and Leaf screen

**Question ID: S\_06A**

The next few questions ask about any physical attacks against you personally. These may have happened at your home or while you were{ at work,} at school, or away from home.

{Other than the attacks or threatened attacks you have already mentioned, in/In} the past 12 months, did anyone attack or try to attack you...

- 1 With a weapon, such as a gun or knife
- 2 With something else used as a weapon, like a baseball bat, scissors, or a stick?
- 3 By throwing something at you, such as a rock or bottle?
- 4 By hitting, slapping, grabbing, kicking, punching, or choking you?
- 5 In the past 12 months, did anyone attack or try to attack you or use force against you in any other way? Please mention it even if you are not certain it was a crime.

ASK Description: All respondents.

DISPLAY: If UT\_AGE >= 16, display " at work,". Else, do not display this text.

If S\_01F = 1 or S\_02F = 1 or S\_03F = 1 or S\_04F = 1 or S\_05F = 1, display "Other than the attacks or threatened attacks you have already mentioned, in". Else, display "In".

PQID: Revision to NCVS-1, item 41a

SAS Variable: S\_06A1, S\_06A2, S\_06A3, S\_06A4, S\_06A5

Tags: Change Request, Stem and Leaf screen

Notes: #478 - added option 5 to stem and leaf screen

**Question ID: S\_06A6**

In the past 12 months, did anyone THREATEN to attack you, but not actually do it? {Do not include incidents you have already mentioned.}

- 1 Yes
- 2 No

ASK Description: All respondents.

DISPLAY: If S\_06A1 = 1 or S\_06A2 = 1 or S\_06A3 = 1 or S\_06A4 = 1 or S\_06A5 = 1, display "Do not include incidents you have already mentioned."

PQID: Revision to NCVS-1, item 41a

SAS Variable: S\_06A6

Tags: Change Request

Notes: #437 updated question text

**Question ID: S\_06A8**

People sometimes don't think of attacks by someone they know, like {a current or former spouse or partner/a boyfriend or girlfriend}, someone {at work or at school/at school}, a friend, a family member, a neighbor, or any other person you've met or known.

{Other than what you have already mentioned,} In the past 12 months, has anyone you know used any kind of physical force against you? Examples are if someone you know choked you, slapped you, hit you, attacked you with a weapon, or otherwise physically hurt you.

- 1 Yes
- 2 No

ASK Description: All respondents.

DISPLAY: If UT\_AGE >= 18, display "a current or former spouse or partner". Else, display "a boyfriend or girlfriend".

If UT\_AGE >= 16, display "at work or at school". Else, display "at school".

If S\_06A1 = 1 or S\_06A2 = 1 or S\_06A3 = 1 or S\_06A4 = 1 or S\_06A5 = 1 or S\_06A6 = 1, display "Other than what you have already mentioned,". Else, do not display this text.

PQID: Revision to NCVS-1, item 42a

SAS Variable: S\_06A8

Tags: Change Request

Notes: added ", a neighbor, or any other person you've met or known"

**Box ID: S\_06BOX2**

If S\_06A1 = 1 or S\_06A2 = 1 or S\_06A3 = 1 or S\_06A4 = 1 or S\_06A5 = 1 or S\_06A6 = 1 or S\_06A8 = 1, go to S\_06B1.  
Else, go to S\_07.

**Question ID: S\_06B1**

{You just said yes to more than one of these questions about physical attacks. Altogether,} In the past 12 months, how many times did someone {attack you or try to attack you}{ or}{ threaten to attack you}?

- 1 Once
- 2 Two or more times {How many times: |\_ \_|}

ASK Description: Respondents who reported they were attacked or someone tried to attack them or were threatened with attack in the past 12 months.

ASK Specification: IF S\_06A1 = 1 OR S\_06A2 = 1 OR S\_06A3 = 1 OR S\_06A4 = 1 OR S\_06A5 = 1 OR S\_06A6 = 1 OR S\_06A8 = 1.

PROGRAM: ROUTING INSTRUCTIONS: If S\_06B1 = -9 OR (S\_06B1 = 2 AND S\_06B1\_NUM = -9), go to S\_06B1A.

Else, if S\_06B1 = 2 and S\_06B1\_NUM >= 4, go to S\_06B2.

Else, if S\_06B1 = 2 and S\_06B1\_NUM = 2, 3, go to S\_06C\_INTRO.

Else, if S\_06B1 = 1 or (S\_06B1 = 2 and S\_06B1\_NUM = 1), go to S\_06C.

DISPLAY: If "Yes" to more than one in S\_06A1 - 8, display "You just said yes to more than one of these questions about physical attacks. Altogether,". Else, do not display this text.

If S\_06A1 = 1 or S\_06A2 = 1 or S\_06A3 = 1 or S\_06A4 = 1 or S\_06A5 = 1 or S\_06A8 = 1, display "attack you or try to attack you". Else, do not display this text.

If S\_06A6 = 1, display " threaten to attack you". Else, do not display this text.

If (S\_06A1 = 1 or S\_06A2 = 1 or S\_06A3 = 1 or S\_06A4 = 1 or S\_06A5 = 1 or S\_06A8 = 1) and S\_06A6 = 1, display "or". Else, do not display this text.

If S\_06B1 = 2, display "How many times:" and an open response field. Allow 2 digits.

PQID: Revision to NCVS-1, item 41b, 42b

SAS Variable: S\_06B1, S\_06B1\_NUM

**Question ID: S\_06B1A**

You did not enter how many times this happened in the past 12 months. Please select one of the following.

- 1 I really meant to answer
- 2 I don't know the answer

ASK Description: Respondents who reported they were attacked or someone tried to attack them or were threatened with attack in the past 12 months and did not enter how many times this happened the past 12 months.

ASK Specification: IF (S\_06A1 = 1 OR S\_06A2 = 1 OR S\_06A3 = 1 OR S\_06A4 = 1 OR S\_06A5 = 1 OR S\_06A6 = 1 OR S\_06A8 = 1) AND (S\_06B1 = -9 OR (S\_06B1 = 2 AND S\_06B1\_NUM = -9)).

PROGRAM: If (S\_06A1 = 1 OR S\_06A2 = 1 OR S\_06A3 = 1 OR S\_06A4 = 1 OR S\_06A5 = 1 OR S\_06A8 = 1) AND S\_06B1A = 2, -9, set S\_A = 1 and create 1 CIR.

ROUTING INSTRUCTIONS: If S\_06B1A = 1, go to S\_06B1.  
Else, go to S\_06BOX3.

PQID: NEW

SAS Variable: S\_06B1A

Tags: Change Request

Notes: replaced with "create 1 CIR"

**Question ID: S\_06B2**

Do you recall enough details about each incident to be able to distinguish them from each other?

- 1 Yes
- 2 No

ASK Description: Respondents who were attacked or someone tried to attack or were threatened with attack four or more times in the past 12 months.

ASK Specification: IF S\_06B1 = 2 AND S\_06B1\_NUM >= 4.

PROGRAM: If S\_06B2 = 2, set SERIES = 1.

ROUTING INSTRUCTIONS: If S\_06B2 = 2, go to S\_06C.  
Else, go to S\_06C\_INTRO.

PQID: Adapted from CIR5b

SAS Variable: S\_06B2

**Question ID: S\_06C\_INTRO**

{I will ask/On the next screens, you are going to be asked} about {each of these/the four most recent} incidents, starting with the most recent{ time this happened. Please click NEXT to continue.}

ASK Description: Respondents who were attacked or someone tried to attack or were threatened with attack more than once in the past 12 months.

ASK Specification: IF (S\_06B1 = 2 and S\_06B1\_NUM = 2, 3) OR (S\_06B1 = 2 AND S\_06B1\_NUM >= 4 AND S\_06B2 = 1).

DISPLAY: If S\_06B1\_NUM = 2, 3, 4 display "each of these". Else, if S\_06B1\_NUM >= 5, display "the four most recent".

If CONDITION = 2, display "I will ask". Else, if CONDITION = 3, display "On the next screens, you are going to be asked" and " time this happened... continue."

Tags: Change Request

Notes: IF CONDITION=2:

VERSION1: I will ask about each of these incidents, starting with the most recent.

VERSION2: I will ask about the four most recent incidents, starting with the most recent.

IF CONDITION=3:

VERSION1: On the next screens, you are going to be asked about each of these incidents, starting with the most recent time this happened. Please click NEXT to continue.

VERSION2: On the next screens, you are going to be asked about the four most recent incidents, starting with the most recent time this happened. Please click NEXT to continue.

**Box ID: S\_06BOX3**

If S\_06B1 = 2 and (S\_06B1\_NUM = 2, 3 or (S\_06B1\_NUM >= 4 and S\_06B2 = 1), repeat S\_06C through S\_06F for up to four most recent dates in S\_06C where N = S\_06B1\_NUM. Ask all items from S\_06C through S\_06F (as appropriate) for most recent incident, then move to next most recent incident, and so on.

Else, if S\_06B1 = 1 or (S\_06B1 = 2 and (S\_06B1\_NUM = 1 or (S\_06B1\_NUM >= 4 and S\_06B2 = 2))) or S\_06B1A = 2, -9, ask only about most recent incident in S\_06C.

**Question ID: S\_06C**

{You said that {someone attacked you or tried to attack you}{ and}{ someone threatened to attack you} {FILL ANSWER FROM S\_06B1 times} in the past 12 months.} When did the {MOST RECENT/SECOND MOST RECENT/THIRD MOST RECENT/FOURTH MOST RECENT} incident happen? If you don't remember the exact month, please give your best estimate.

- 1 Before {CURRENT MONTH MINUS 12}
- 2 {CURRENT MONTH MINUS 12}
- 3 {CURRENT MONTH MINUS 11}
- 4 {CURRENT MONTH MINUS 10}
- 5 {CURRENT MONTH MINUS 9}
- 6 {CURRENT MONTH MINUS 8}
- 7 {CURRENT MONTH MINUS 7}
- 8 {CURRENT MONTH MINUS 6}
- 9 {CURRENT MONTH MINUS 5}
- 10 {CURRENT MONTH MINUS 4}
- 11 {CURRENT MONTH MINUS 3}
- 12 {CURRENT MONTH MINUS 2}
- 13 {CURRENT MONTH MINUS 1}
- 14 {CURRENT MONTH}

ASK Description: Respondents who were attacked or someone tried to attack or were threatened with attack in the past 12 months or did not know how many times this incident happened in the past 12 months.

ASK Specification: IF (S\_06A1 = 1 OR S\_06A2 = 1 OR S\_06A3 = 1 OR S\_06A4 = 1 OR S\_06A5 = 1 OR S\_06A6 = 1 OR S\_06A8 = 1) AND (S\_06B1 = 1 OR (S\_06B1 = 2 AND S\_06B1\_NUM >= 1) OR S\_06B1A = 2, -9).

PROGRAM: ROUTING INSTRUCTIONS: If DATE PROVIDED IN S\_06C IS CURRENT MONTH MINUS 12 OR S\_06C = -9, go to S\_06C1.

Else, if DATE PROVIDED IN S\_06C IS CURRENT MONTH MINUS 6, go to S\_06C2.

Else, if DATE PROVIDED IN S\_06C IS BEFORE CURRENT MONTH MINUS 12, go to S\_07.

Else, go to S\_06BOX3B.

DISPLAY: If S\_06B1\_NUM > 1, display for all incidents after the first "You said that someone... in the past 12 months."

If S\_06A1 = 1 or S\_06A2 = 1 or S\_06A3 = 1 or S\_06A4 = 1 or S\_06A5 = 1 or S\_06A8 = 1, display "attack you or try to attack you". Else, do not display this text.

If S\_06A6 = 1, display " threaten to attack you". Else, do not display this text.

If (S\_06A1 = 1 or S\_06A2 = 1 or S\_06A3 = 1 or S\_06A4 = 1 or S\_06A5 = 1 or S\_06A8 = 1) and S\_06A6 = 1, display "and". Else, do not display this text.

For the first incident, display "MOST RECENT".

For the second incident, display "SECOND MOST RECENT".

For the third incident, display "THIRD MOST RECENT".

For the fourth incident, display "FOURTH MOST RECENT".

In each response option, take Today's month minus N in descending order. Display format - January, 1900.



PQID: NEW

SAS Variable: S\_06C

**Question ID: S\_06C1**

Did this incident happen before, after, or on {12-MO ANCHORDATE}?

- 1 It happened before {12-MO ANCHORDATE}
- 2 It happened after or on {12-MO ANCHORDATE}
- 3 I don't know when it happened / can't remember

ASK Description: Respondents who were attacked or someone tried to attack or were threatened with attack in the past 12 months.

ASK Specification: IF DATE PROVIDED IN S\_06C IS CURRENT MONTH MINUS 12 OR S\_06C = -9.

PROGRAM: ROUTING INSTRUCTIONS: If S\_06C = -9 and S\_06C1 = 2, go to S\_06C2.  
 Else, if DATE PROVIDED IN S\_06C IS CURRENT MONTH MINUS 12 and S\_06C1 = 2, go to S\_06BOX3B.  
 Else, if S\_06C1 = 3, -9, go to S\_06BOX5.  
 Else, go to S\_07.

PQID: NEW

SAS Variable: S\_06C1

**Question ID: S\_06C2**

Did this incident happen before, after, or on {6-MO ANCHORDATE}?

- 1 It happened before {6-MO ANCHORDATE}
- 2 It happened after or on {6-MO ANCHORDATE}
- 3 I don't know

ASK Description: Respondents who were attacked or someone tried to attack or were threatened with attack six months ago or did not report the month and year of the incident and confirmed it happened in the past 12 months.

ASK Specification: IF DATE PROVIDED IN S\_06C IS CURRENT MONTH MINUS 6 OR (S\_06C = -9 AND S\_06C1 = 2).

PROGRAM: ROUTING INSTRUCTIONS: If S\_06C = -9 AND S\_06C1 = 2 AND S\_06C2 = 3, -9, go to S\_06BOX5.  
 Else, go to S\_06BOX3B.

PQID: NEW

SAS Variable: S\_06C2

**Box ID: S\_06BOX3B**

Respondents who were attacked or someone tried to attack or were threatened with attack in the past 12 months and the MONTH/YEAR of the current incident matches the MONTH/YEAR of any previously reported incidents, or no date was provided for the current incident and the current incident was confirmed to have happened on or after anchor date and there are any previously reported incidents for which a date was not collected that were confirmed to have happened on or after anchor date, go to S\_06DD2.  
Else, go to S\_06BOX3C.

---

IF (DATE PROVIDED IN S\_06C IS WITHIN THE PAST 12 MONTHS AND (S\_06C MATCHES A DATE PROVIDED IN S\_01D OR S\_02C OR S\_03D OR S\_04C OR S\_05C)) OR (S\_06C = -9 AND S\_06C1 = 2 AND ((S\_01D = -9 AND S\_01D1 = 2 FOR ANY INCIDENT IN S\_01D) OR (S\_02C = -9 AND S\_02C1 = 2 FOR ANY INCIDENT IN S\_02C) OR (S\_03D = -9 AND S\_03D1 = 2 FOR ANY INCIDENT IN S\_03D) OR (S\_04C = -9 AND S\_04C1 = 2 FOR ANY INCIDENT IN S\_04C) OR (S\_05C = -9 AND S\_05C1 = 2 FOR ANY INCIDENT IN S\_05C))), GO TO S\_06DD2.  
ELSE, GO TO S\_06BOX3C.

**Question ID: S\_06DD2**

Is this incident part of any other incident you have already mentioned?

- |       |                 |
|-------|-----------------|
| 1 Yes | GO TO S_06DD3   |
| 2 No  | GO TO S_06BOX3C |

ASK Description: Respondents who were attacked or someone tried to attack or were threatened with attack in the past 12 months and the MONTH/YEAR of the current incident matches the MONTH/YEAR of any previously reported incidents, or no date was provided for the current incident and the current incident was confirmed to have happened on or after anchor date and there are any previously reported incidents for which a date was not collected that were confirmed to have happened on or after anchor date.

ASK Specification: IF (DATE PROVIDED IN S\_06C IS WITHIN THE PAST 12 MONTHS AND S\_06C MATCHES A DATE PROVIDED IN S\_01D OR S\_02C OR S\_03D OR S\_04C OR S\_05C) OR (S\_06C = -9 AND S\_06C1 = 2 AND ((S\_01D = -9 AND S\_01D1 = 2 FOR ANY INCIDENT IN S\_01D) OR (S\_02C = -9 AND S\_02C1 = 2 FOR ANY INCIDENT IN S\_02C) OR (S\_03D = -9 AND S\_03D1 = 2 FOR ANY INCIDENT IN S\_03D) OR (S\_04C = -9 AND S\_04C1 = 2 FOR ANY INCIDENT IN S\_04C) OR (S\_05C = -9 AND S\_05C1 = 2 FOR ANY INCIDENT IN S\_05C))).

PQID: NEW

SAS Variable: S\_06DD2

**Question ID: S\_06DD3**

Which incident was this part of?

- 0 {Incident 1}
- 1 {Incident 2}
- 2 {Incident 3}
- 3 {Incident 4}
- 4 {Incident 5}
- 5 {Incident 6}
- 6 {Incident 7}
- 7 {Incident 8}
- 8 {Incident 9}
- 9 {Incident 10}
- 10 {Incident 11}
- 11 {Incident 12}
- 12 {Incident 13}
- 13 {Incident 14}
- 14 {Incident 15}
- 15 {Incident 16}
- 16 {Incident 17}
- 17 {Incident 18}
- 18 {Incident 19}
- 19 {Incident 20}
- 8 This is a separate incident

ASK Description: Respondents who were attacked or someone tried to attack or were threatened with attack that was part of another incident.

ASK Specification: IF S\_06DD2 = 1.

DISPLAY: Display each incident previously mentioned that this incident could match to by displaying month/year (if provided) and short description of details of incident, such as "may 2017 vehicle theft with an attack". If S\_06C = -9, only display prior incidents where the date is also missing.

PQID: NEW

SAS Variable: S\_06DD3

**Box ID: S\_06BOX3C**

IF (DATE PROVIDED IN S\_06C IS WITHIN THE PAST 12 MONTHS OR S\_06C1 = 2) AND S\_06DD3 = 0, 1, 2, 3, 4, 5, 6, 7, 8, 9, 10, 11, 12, 13, 14, 15, 16, 17, 18, 19, set S\_ATA = 1 for the incident selected in S\_06DD3.  
 Else, if (DATE PROVIDED IN S\_06C IS WITHIN THE PAST 12 MONTHS OR S\_06C1 = 2), set S\_ATA = 1.

**Box ID: S\_06BOX4**

Respondents who were attacked or someone tried to attack and were threatened with attack in the past 12 months, go to S\_06D.  
 Else, respondents who were threatened with attack but not actually attacked or attempted to be attacked in the past 12 months, go to S\_06E.  
 Else, respondents who were attacked or someone tried to attack or were threatened with attack face to face in the last 12 months, go to S\_06F.  
 Else, go to S\_06BOX5.

---

IF S\_06A6 = 1 AND (S\_06A1 = 1 OR S\_06A2 = 1 OR S\_06A3 = 1 OR S\_06A4 = 1 OR S\_06A5 = 1) AND (S\_06B1 = 1 OR (S\_06B1 = 2 AND S\_06B1\_NUM >= 1)) AND (DATE PROVIDED IN S\_06C IS WITHIN THE PAST 12 MONTHS OR S\_06C1 = 2) AND (S\_06DD2 != 1 OR S\_06DD3 = -8, -9), GO TO S\_06D.  
 ELSE, IF S\_06A6 = 1 AND S\_06A1 != 1 AND S\_06A2 != 1 AND S\_06A3 != 1 AND S\_06A4 != 1 AND S\_06A5 != 1 AND (S\_06B1 = 1 OR (S\_06B1 = 2 AND S\_06B1\_NUM >= 1)) AND (DATE PROVIDED IN S\_06C IS WITHIN THE PAST 12 MONTHS OR S\_06C1 = 2) AND (S\_06DD2 != 1 OR S\_06DD3 = -8, -9), GO TO S\_06E.  
 ELSE, IF SVERSION = 1 AND (S\_06A1 = 1 OR S\_06A2 = 1 OR S\_06A3 = 1 OR S\_06A4 = 1 OR S\_06A5 = 1 OR S\_06A6 = 1 OR S\_06A8 = 1) AND (S\_06B1 = 1 OR (S\_06B1 = 2 AND S\_06B1\_NUM >= 1)) AND (DATE PROVIDED IN S\_06C IS WITHIN THE PAST 12 MONTHS OR S\_06C1 = 2) AND (S\_06DD2 != 1 OR S\_06DD3 = -8, -9), GO TO S\_06F.  
 ELSE, GO TO S\_06BOX5.

**Question ID: S\_06D**

In this {most recent/second most recent/third most recent/fourth most recent} incident, did someone actually attack or try to attack you, OR did they threaten to attack you?

- 1 Attacked / Tried to attack
- 2 Threatened to attack

ASK Description: Respondents who were attacked or someone tried to attack and were threatened with attack in the past 12 months.

ASK Specification: IF S\_06A6 = 1 AND (S\_06A1 = 1 OR S\_06A2 = 1 OR S\_06A3 = 1 OR S\_06A4 = 1 OR S\_06A5 = 1) AND (S\_06B1 = 1 OR (S\_06B1 = 2 AND S\_06B1\_NUM >= 1)) AND (DATE PROVIDED IN S\_06C IS WITHIN THE PAST 12 MONTHS OR S\_06C1 = 2) AND (S\_06DD2 != 1 OR S\_06DD3 = -8, -9).

PROGRAM: If S\_06D = 1, set S\_A = 1.

ROUTING INSTRUCTIONS: If S\_06D = 2, go to S\_06E.

Else, IF SVERSION = 1 AND (S\_06A1 = 1 OR S\_06A2 = 1 OR S\_06A3 = 1 OR S\_06A4 = 1 OR S\_06A5 = 1 OR S\_06A6 = 1 OR S\_06A8 = 1) AND (S\_06B1 = 1 OR (S\_06B1 = 2 AND S\_06B1\_NUM >= 1)) AND (DATE PROVIDED IN S\_06C IS WITHIN THE PAST 12 MONTHS OR S\_06C1 = 2) AND (S\_06DD2 != 1 OR S\_06DD3 = -8, -9), go to S\_06F.

Else, go to S\_06BOX5.

SAS Variable: S\_06D

**Question ID: S\_06E**

How were you threatened? *(Mark all that apply.)*

- 1 Face to face
- 2 By phone or text
- 3 Online (email or social media)
- 4 Some other way Specify: \_\_\_\_\_

ASK Description: Respondents who were threatened with attack but not actually attacked or attempted to be attacked in the past 12 months or did not know how many times this incident happened in the past 12 months.

ASK Specification: IF ((S\_06A6 = 1 AND (S\_06A1 != 1 AND S\_06A2 != 1 AND S\_06A3 != 1 AND S\_06A4 != 1 AND S\_06A5 != 1)) OR S\_06D = 2) AND (S\_06B1 = 1 OR (S\_06B1 = 2 AND S\_06B1\_NUM >= 1) OR S\_06B1A = 2, -9) AND (DATE PROVIDED IN S\_06C IS WITHIN THE PAST 12 MONTHS OR S\_06C1 = 2) AND (S\_06DD2 != 1 OR S\_06DD3 = -8, -9).

PROGRAM: Display text box and allow 250 character text response.

If S\_06E = 1, set S\_TA = 1.

ROUTING INSTRUCTIONS: If SVERSION = 1 AND S\_06E = 1, go to S\_06F.

Else, go to S\_06BOX5.

DISPLAY: Display "Mark all that apply." in italics.

PQID: Revision to NCVS-1, item 41a

SAS Variable: S\_06E1, S\_06E2, S\_06E3, S\_06E4, S\_06E4\_SPECIFY

Tags: Change Request, Choose-all-that-apply Item

Notes: How were you threatened? (CONDITION3: Mark all that apply. / CONDITION2: Would you say... )

2. reversed change request for fill
3. Add specify text field.

**Question ID: S\_06F**

Still thinking about this {most recent/second most recent/third most recent/fourth most recent/S\_06C: MONTH, YEAR} incident when {someone attacked you or tried to attack you}{ or}{ someone threatened to attack you}, did anyone have, or try to have, sexual contact with you that you DID NOT CONSENT TO and that YOU DID NOT WANT to happen as part of this incident?

- 1 Yes
- 2 No

ASK Description: Respondents who were attacked or someone tried to attack or were threatened with attack in the last 12 months or did not know how many times this incident happened in the past 12 months.

ASK Specification: IF SVERSION = 1 AND (S\_06A1 = 1 OR S\_06A2 = 1 OR S\_06A3 = 1 OR S\_06A4 = 1 OR S\_06A5 = 1 OR S\_06A6 = 1 OR S\_06A8 = 1) AND (S\_06B1 = 1 OR (S\_06B1 = 2 AND S\_06B1\_NUM >= 1) OR S\_06B1A = 2, -9) AND (DATE PROVIDED IN S\_06C IS WITHIN THE PAST 12 MONTHS OR S\_06C1 = 2) AND (S\_06DD2 != 1 OR S\_06DD3 = -8, -9).

PROGRAM: If S\_06F = 1, set S\_SA = 1.

DISPLAY: If date provided in S\_06C, display Month, Year for each incident. Display format - January, 1900.

Else, if this is the first incident in the series and S\_06C = -9, display "most recent".

Else, if this is the second incident in the series and S\_06C = -9, display "second most recent".

Else, if this is the third incident in the series and S\_06C = -9, display "third most recent".

Else, if this is the fourth incident in the series and S\_06C = -9, display "fourth most recent".

If S\_06A1 = 1 or S\_06A2 = 1 or S\_06A3 = 1 or S\_06A4 = 1 or S\_06A5 = 1 or S\_06A8 = 1, display "attack you or try to attack you". Else, do not display this text.

If S\_06A6 = 1, display " threaten to attack you". Else, do not display this text.

If (S\_06A1 = 1 or S\_06A2 = 1 or S\_06A3 = 1 or S\_06A4 = 1 or S\_06A5 = 1 or S\_06A8 = 1) and S\_06A6 = 1, display "or". Else, do not display this text.

PQID: NEW

SAS Variable: S\_06F

**Box ID: S\_06BOX5**

If data has been collected for the four most recent dates in S\_06C where N = S\_06B1\_NUM, go to S\_07BOX1.

Else, go to S\_06C for incident (N+1).

## Unwanted Sexual Contact

**Box ID:** S\_07BOX1

For S\_07A1 through S\_07A4, display 'Yes' and 'No' columns with options for each response category.

Tags: Stem and Leaf screen



**Question ID: S\_07A**

The next questions are about any sexual contact in the past 12 months that you DID NOT CONSENT TO and that YOU DID NOT WANT to happen. The information you provide is confidential.

{Sexual contact includes touching of your sexual body parts, or any type of sexual penetration with a body part or object. It also includes making you touch or penetrate someone else. This could have been done by someone you knew well, someone you casually knew, or a stranger and can happen to both men and women./Sexual contact includes someone touching your private parts, unwanted sex, or making you do these kinds of things to them. This could have been done by someone you know well, someone you casually know, or a stranger and can happen to both boys and girls.}

{Other than the unwanted sexual contact you have already mentioned,} in the past 12 months...

- 1 Did anyone touch, grab, or kiss your {sexual body parts against your will/private parts when you didn't want them to} - or TRY to do this?
- 2 Did anyone force you to have sexual contact by holding you down with his or her body, pinning your arms, hitting or kicking you, or using some other type of force - or TRY or THREATEN to do this?
- 3 Did anyone threaten to physically hurt you or someone close to you if you did not have sexual contact?
- 4 Did anyone have sexual contact with you - or try to have sexual contact with you - while you were passed out, unconscious, asleep, or unable to consent because you were drunk or high?

ASK Description: All respondents.

PROGRAM: ROUTING INSTRUCTIONS: If S\_07A1 = 1 or S\_07A2 = 1 or S\_07A3 = 1 or S\_07A4 = 1, go to S\_07B1.  
Else, go to S\_08.

DISPLAY: If S\_01G = 1 or S\_02G = 1 or S\_03G = 1 or S\_04G = 1 or S\_05G = 1 or S\_06E = 1, display "Other than the unwanted sexual contact you have already mentioned,". Else, do not display this text.

If UT\_AGE >= 16, display "Sexual contact... and women." Else, display "Sexual contact... and girls."

PQID: NEW

SAS Variable: S\_07A1, S\_07A2, S\_07A3, S\_07A4

Tags: Change Request, Stem and Leaf screen

Notes: 1. Criteria for receiving S\_07A is age 15+. Ages 12-15 should skip to S\_07Y.  
 2. Change definition of sexual contact to "Sexual contact includes touching of your sexual body parts, or any type of sexual penetration with a body part or object. It also includes making you touch or penetrate someone else."  
 3. Change wording to "Did anyone touch, grab, or kiss your sexual body parts against your will - or TRY to do this?"

**Question ID: S\_07B1**

In the past 12 months, how many times did someone have or try to have these types of sexual contact with you?

- 1 Once
- 2 Two or more times {How many times: |\_ \_|}

ASK Description: Respondents who had unwanted sexual contact in the past 12 months.

ASK Specification: IF S\_07A1 = 1 OR S\_07A2 = 1 OR S\_07A3 = 1 OR S\_07A4 = 1.

PROGRAM: ROUTING INSTRUCTIONS: If S\_07B1 = -9 OR (S\_07B1 = 2 AND S\_07B1\_NUM = -9), go to S\_07B1A.

Else, if S\_07B1 = 2 and S\_07B1\_NUM >= 4, go to S\_07B2.

Else, if S\_07B1 = 2 and S\_07B1\_NUM = 2, 3, go to S\_07C\_INTRO.

Else, if S\_07B1 = 1 or (S\_07B1 = 2 and S\_07B1\_NUM = 1), go to S\_07C.

DISPLAY: If S\_07B1 = 2, display "How many times:" and an open response field. Allow 2 digits.

PQID: NEW

SAS Variable: S\_07B1, S\_07B1\_NUM

**Question ID: S\_07B1A**

You did not enter how many times this happened in the past 12 months. Please select one of the following.

- 1 I really meant to answer
- 2 I don't know the answer

ASK Description: Respondents who had unwanted sexual contact in the past 12 months and did not enter how many times this happened the past 12 months.

ASK Specification: IF (S\_07A1 = 1 OR S\_07A2 = 1 OR S\_07A3 = 1 OR S\_07A4 = 1) AND (S\_07B1 = -9 OR (S\_07B1 = 2 AND S\_07B1\_NUM = -9)).

PROGRAM: If S\_07B1A = 2, -9, set S\_SA = 1 and create 1 CIR.

ROUTING INSTRUCTIONS: If S\_07B1A = 1, go to S\_07B1.

Else, go to S\_07BOX3.

PQID: NEW

SAS Variable: S\_07B1A

Tags: Change Request

Notes: replaced with "create 1 CIR"

**Question ID: S\_07B2**

Do you recall enough details about each incident to be able to distinguish them from each other?

- 1 Yes
- 2 No

ASK Description: Respondents who had unwanted sexual contact four or more times in the past 12 months.

ASK Specification: IF S\_07B1 = 2 AND S\_07B1\_NUM >= 4.

PROGRAM: If S\_07B2 = 2, set SERIES = 1.

ROUTING INSTRUCTIONS: If S\_07B2 = 2, go to S\_07C.

Else, go to S\_07C\_INTRO.

PQID: Adapted from CIR5b

SAS Variable: S\_07B2

**Question ID: S\_07C\_INTRO**

{I will ask/On the next screens, you are going to be asked} about {each of these/the four most recent} incidents, starting with the most recent{ time this happened. Please click NEXT to continue.}

ASK Description: Respondents who had unwanted sexual contact more than once in the past 12 months.

ASK Specification: IF (S\_07B1 = 2 AND S\_07B1\_NUM = 2, 3) OR (S\_07B1 = 2 AND S\_07B1\_NUM >= 4 AND S\_07B2 = 1).

DISPLAY: If S\_07B1\_NUM = 2, 3, 4 display "each of these". Else, if S\_07B1\_NUM >= 5, display "the four most recent".

If CONDITION = 2, display "I will ask". Else, if CONDITION = 3, display "On the next screens, you are going to be asked" and " time this happened... continue."

Tags: Change Request

Notes: IF CONDITION=2:

VERSION1: I will ask about each of these incidents, starting with the most recent.

VERSION2: I will ask about the four most recent incidents, starting with the most recent.

IF CONDITION=3:

VERSION1: On the next screens, you are going to be asked about each of these incidents, starting with the most recent time this happened. Please click NEXT to continue.

VERSION2: On the next screens, you are going to be asked about the four most recent incidents, starting with the most recent time this happened. Please click NEXT to continue.

**Box ID: S\_07BOX3**

If S\_07B1 = 2 and (S\_07B1\_NUM = 2, 3 or (S\_07B1\_NUM >= 4 and S\_07B2 = 1)), repeat S\_07C through S\_07DD2 for up to four most recent dates in S\_07C where N = S\_07B1\_NUM. Ask all items from S\_07C through S\_07DD2 (as appropriate) for most recent incident, then move to next most recent incident, and so on.  
 Else, if S\_06B1 = 1 or (S\_06B1 = 2 and (S\_06B1\_NUM = 1 or (S\_06B1\_NUM >= 4 and S\_07B2 = 2))) or S\_06B1A = 2, -9, ask only about most recent incident in S\_07C.

**Question ID: S\_07C**

{You said that someone had, or tried to have these types of sexual contact with you {FILL ANSWER FROM S\_07B1 times} in the past 12 months.} In what month did the {MOST RECENT/SECOND MOST RECENT/THIRD MOST RECENT/FOURTH MOST RECENT} incident happen? If you don't remember the exact month, please give your best estimate.

- 1 Before {CURRENT MONTH MINUS 12}
- 2 {CURRENT MONTH MINUS 12}
- 3 {CURRENT MONTH MINUS 11}
- 4 {CURRENT MONTH MINUS 10}
- 5 {CURRENT MONTH MINUS 9}
- 6 {CURRENT MONTH MINUS 8}
- 7 {CURRENT MONTH MINUS 7}
- 8 {CURRENT MONTH MINUS 6}
- 9 {CURRENT MONTH MINUS 5}
- 10 {CURRENT MONTH MINUS 4}
- 11 {CURRENT MONTH MINUS 3}
- 12 {CURRENT MONTH MINUS 2}
- 13 {CURRENT MONTH MINUS 1}
- 14 {CURRENT MONTH}

ASK Description: Respondents who had unwanted sexual contact in the past 12 months or did not know how many times this incident happened in the past 12 months.

ASK Specification: IF (S\_07A1 = 1 OR S\_07A2 = 1 OR S\_07A3 = 1 OR S\_07A4 = 1) AND (S\_07B1 = 1 OR (S\_07B1 = 2 AND S\_07B1\_NUM >= 1) OR S\_07B1A = 2, -9).

PROGRAM: ROUTING INSTRUCTIONS: If DATE PROVIDED IN S\_07C IS CURRENT MONTH MINUS 12 OR S\_07C = -9, go to S\_07C1.

Else, if DATE PROVIDED IN S\_07C IS CURRENT MONTH MINUS 6, go to S\_07C2.

Else, if DATE PROVIDED IN S\_07C IS BEFORE CURRENT MONTH MINUS 12, go to S\_08.

Else, go to S\_07BOX3B.

DISPLAY: If S\_07B1\_NUM > 1, display for all incidents after the first "You said that someone... in the past 12 months."

For the first incident, display "MOST RECENT".

For the second incident, display "SECOND MOST RECENT".

For the third incident, display "THIRD MOST RECENT".

For the fourth incident, display "FOURTH MOST RECENT".

In each response option, take Today's month minus N in descending order. Display format – January, 1900.

PQID: NEW

SAS Variable: S\_07C

**Question ID: S\_07C1**

Did this incident happen before, after, or on {12-MO ANCHORDATE}?

- 1 It happened before {12-MO ANCHORDATE}
- 2 It happened after or on {12-MO ANCHORDATE}
- 3 I don't know when it happened / can't remember

ASK Description: Respondents who had unwanted sexual contact 12 months ago or did not report when they had unwanted sexual contact.

ASK Specification: IF DATE PROVIDED IN S\_07C IS CURRENT MONTH MINUS 12 OR S\_07C = -9.

PROGRAM: ROUTING INSTRUCTIONS: If S\_07C = -9 and S\_07C1 = 2, go to S\_07C2.  
 Else, if DATE PROVIDED IN S\_07C IS CURRENT MONTH MINUS 12 and S\_07C1 = 2, go to S\_07BOX3B.  
 Else, if S\_07C1 = 3, -9, go to S\_07BOX4.  
 Else, go to S\_08.

PQID: NEW

SAS Variable: S\_07C1

**Question ID: S\_07C2**

Did this incident happen before, after, or on {6-MO ANCHORDATE}?

- 1 It happened before {6-MO ANCHORDATE}
- 2 It happened after or on {6-MO ANCHORDATE}
- 3 I don't know

ASK Description: Respondents who had unwanted sexual contact six months ago or did not report the month and year of the incident and confirmed it happened in the past 12 months.

ASK Specification: IF DATE PROVIDED IN S\_07C IS CURRENT MONTH MINUS 6 OR (S\_07C = -9 AND S\_07C1 = 2).

PROGRAM: ROUTING INSTRUCTIONS: If S\_07C = -9 AND S\_07C1 = 2 AND S\_07C2 = 3, -9, go to S\_07BOX4.  
 Else, go to S\_07BOX3B.

PQID: NEW

SAS Variable: S\_07C2

**Box ID: S\_07BOX3B**

Respondents who had unwanted sexual contact in the past 12 months and the MONTH/YEAR of the current incident matches the MONTH/YEAR of any previously reported incidents, or no date was provided for the current incident and the current incident was confirmed to have happened on or after anchor date and there are any previously reported incidents for which a date was not collected that were confirmed to have happened on or after anchor date, go to S\_07DD2. Else, go to S\_07BOX4.

---

IF (DATE PROVIDED IN S\_07C IS WITHIN THE PAST 12 MONTHS AND (S\_07C MATCHES A DATE PROVIDED IN S\_01D OR S\_02C OR S\_03D OR S\_04C OR S\_05C OR S\_06C)) OR (S\_07C = -9 AND S\_07C1 = 2 AND ((S\_01D = -9 AND S\_01D1 = 2 FOR ANY INCIDENT IN S\_01D) OR (S\_02C = -9 AND S\_02C1 = 2 FOR ANY INCIDENT IN S\_02C) OR (S\_03D = -9 AND S\_03D1 = 2 FOR ANY INCIDENT IN S\_03D) OR (S\_04C = -9 AND S\_04C1 = 2 FOR ANY INCIDENT IN S\_04C) OR (S\_05C = -9 AND S\_05C1 = 2 FOR ANY INCIDENT IN S\_05C) OR (S\_06C = -9 AND S\_06C1 = 2 FOR ANY INCIDENT IN S\_06C))), GO TO S\_07DD2. ELSE, GO TO S\_07BOX4.

**Question ID: S\_07DD2**

Is this incident part of any other incident you have already mentioned?

- |       |                |
|-------|----------------|
| 1 Yes | GO TO S_07DD3  |
| 2 No  | GO TO S_07BOX4 |

ASK Description: Respondents who had unwanted sexual contact in the past 12 months and the MONTH/YEAR of the current incident matches the MONTH/YEAR of any previously reported incidents, or no date was provided for the current incident and the current incident was confirmed to have happened on or after anchor date and there are any previously reported incidents for which a date was not collected that were confirmed to have happened on or after anchor date.

ASK Specification: IF (DATE PROVIDED IN S\_07C IS WITHIN THE PAST 12 MONTHS AND (S\_07C MATCHES A DATE PROVIDED IN S\_01D OR S\_02C OR S\_03D OR S\_04C OR S\_05C OR S\_06C)) OR (S\_07C = -9 AND S\_07C1 = 2 AND ((S\_01D = -9 AND S\_01D1 = 2 FOR ANY INCIDENT IN S\_01D) OR (S\_02C = -9 AND S\_02C1 = 2 FOR ANY INCIDENT IN S\_02C) OR (S\_03D = -9 AND S\_03D1 = 2 FOR ANY INCIDENT IN S\_03D) OR (S\_04C = -9 AND S\_04C1 = 2 FOR ANY INCIDENT IN S\_04C) OR (S\_05C = -9 AND S\_05C1 = 2 FOR ANY INCIDENT IN S\_05C) OR (S\_06C = -9 AND S\_06C1 = 2 FOR ANY INCIDENT IN S\_06C))),

PQID: NEW

SAS Variable: S\_07DD2

**Question ID: S\_07DD3**

Which incident was this part of?

- 0 {Incident 1}
- 1 {Incident 2}
- 2 {Incident 3}
- 3 {Incident 4}
- 4 {Incident 5}
- 5 {Incident 6}
- 6 {Incident 7}
- 7 {Incident 8}
- 8 {Incident 9}
- 9 {Incident 10}
- 10 {Incident 11}
- 11 {Incident 12}
- 12 {Incident 13}
- 13 {Incident 14}
- 14 {Incident 15}
- 15 {Incident 16}
- 16 {Incident 17}
- 17 {Incident 18}
- 18 {Incident 19}
- 19 {Incident 20}
- 20 {Incident 21}
- 21 {Incident 22}
- 22 {Incident 23}
- 23 {Incident 24}
- 8 This is a separate incident

ASK Description: Respondents who had unwanted sexual contact that was part of another incident.

ASK Specification: IF S\_07DD2 = 1.

DISPLAY: Display each incident previously mentioned that it could match to by displaying month/year (if provided) and short description of details of incident, such as "may 2017 vehicle theft with an attack". If S\_06C = -9, only display prior incidents where the date is also missing.

PQID: NEW

SAS Variable: S\_07DD3



**Box ID: S\_07BOX4**

IF (DATE PROVIDED IN S\_07C IS WITHIN THE PAST 12 MONTHS OR S\_07C1 = 2) AND S\_07DD3 = 0, 1, 2, 3, 4, 5, 6, 7, 8, 9, 10, 11, 12, 13, 14, 15, 16, 17, 18, 19, 20, 21, 22, 23, set S\_SA = 1 for the incident selected in S\_07DD3.

ELSE, IF (DATE PROVIDED IN S\_07C IS WITHIN THE PAST 12 MONTHS OR S\_07C1 = 2) AND (S\_07DD2 != 1 OR S\_07DD3 = -8, -9), set S\_SA = 1.

If data has been collected for the four most recent dates in S\_07C where N = S\_07B1\_NUM, go to S\_08.

Else, go to S\_07C for incident (N+1).

## Catch-All

**Question ID: S\_08**

To make sure this survey has captured everything that has happened to you, is there anything else that you might think of as a crime that happened to you, personally, in the past 12 months, that is, since {DATE 12 MONTHS AGO} that you haven't mentioned? It could be something you called the police about, or something you didn't consider reporting to the police.

- 1 Yes
- 2 No

ASK Description: All respondents.

PROGRAM: ROUTING INSTRUCTIONS: If S\_08 = 1, go to S\_08a.  
Else, go to CIR\_START.

DISPLAY: In "DATE 12 MONTH AGO", take Today's month minus twelve months. Display format - January 1, 1900.

PQID: NEW

SAS Variable: S\_08

Tags: Change Request

Notes: #398 update spec to match programming - remove parens around else and updated "report" to "consider reporting"

**Question ID: S\_08a**

Please describe what else happened to you since {ANCHOR DATE}.

- 1 OPEN-ENDED VERBATIM RESPONSE FOR PURPOSES OF FIELD TEST

ASK Description: Respondents who have another crime to report that has happened to them within the last 12 months.

ASK Specification: IF S\_08 = 1.

PROGRAM: Allow 1000 characters for text response.

DISPLAY: In "ANCHOR DATE", take Today's month minus twelve months. Display format - January 1, 1900.

PQID: NEW

SAS Variable: S\_08a

## Crime Incident Report (Adults and Youth)

**Box ID: CIR\_START**

PROGRAMMER NOTE: BEGIN CIR LOOP (CIR\_START through NA\_BOX3). Prioritize most serious incident first, then the most recent incident within most serious. If some incidents with dates are provided and others are missing a date, prioritize those with a date first. CONTINUE LOOPING THROUGH CIRs UNTIL ALL INCIDENTS HAVE BEEN ASKED ABOUT.

### PRIORITIZATION OF SERIOUSNESS

S\_SA - Unwanted sexual contact  
 S\_A - Attack  
 S\_ATA - Attack or threatened attack  
 S\_TA - Threatened Attack  
 S\_BI - Break in  
 S\_MV - Motor vehicle theft  
 S\_T - Theft  
 S\_MVP - Motor vehicle part or gas theft  
 S\_V - Vandalism

NOTE: IF S\_AT IS THE ONLY FLAG SET FOR AN INCIDENT, ONLY NARRATIVE WILL BE COLLECTED. AN INCIDENT REPORTED IN S\_08A, DOES NOT QUALIFY FOR A CIR.

ROUTING INSTRUCTIONS: If no CIR exists, go to PC9\_INTRO. Else, go to IN1.

Display text on each screen in CIR for this incident in bold, including month/year and short text description of screener item: Display format - Incident: April, 2018 ⇒ {Description}

Display Description as follows and use comma separators and "or" as needed:

If S\_MV = 1, display "Motor vehicle theft or attempted theft".

If S\_MVP = 1, display "Motor vehicle parts or gas theft or attempted theft".

If S\_ATA = 1 and S\_A != 1 and S\_TA != 1, display "An attack, attempted attack, or threatened attack".

If S\_A = 1 and S\_TA != 1 and S\_ATA != 1, display "An attack or attempted attack".

If S\_TA = 1 and S\_A != 1 and S\_ATA != 1, display "Threatened attack".

If S\_A = 1 and S\_TA = 1 and S\_ATA != 1, display "An attack or threatened attack".

If S\_T = 1, display "Theft".

If S\_AT = 1, display "Attempted theft".

If S\_BI = 1, display "Break-in".

If S\_V = 1, display "Vandalism".

If S\_SA = 1, display "Unwanted sexual contact".

Tags: Change Request

Notes: 1. Change priority - BI higher priority vs MV  
 2. Incidents reported in S\_08A are excluded from CIR.

**Question ID: IN1**

The next questions are about the incident in {MONTH/YEAR} that involved: {DESCRIPTION OF INCIDENT FEATURES BASED ON CRIME FLAGS}

{If you don't recall particular details, or don't want to answer, you can skip any question by letting me know./The heading at the top of the screen will help remind you of the incident that the next questions ask about.

If you don't recall particular details, or don't want to answer, you can skip any questions by clicking the NEXT button.}

ASK Description: All respondents who reported an incident.

ASK Specification: IF (S\_MV = 1 OR S\_MVP = 1 OR S\_T = 1 OR S\_AT = 1 OR S\_BI = 1 OR S\_V = 1 OR (S\_A = 1 OR S\_TA = 1 OR S\_ATA = 1) OR S\_SA = 1).

DISPLAY: In "Month/Year" display month/year of incident.

If CONDITION = 2, display "If you don't... me know." Else if CONDITION = 3, display "The heading... NEXT button."

In "DESCRIPTION OF INCIDENT FEATURES BASED ON CRIME FLAGS" display description of each incident based on flag and in bulleted list format:

If S\_MV = 1, display "Motor vehicle theft or attempted theft".

If S\_MVP = 1, display "Motor vehicle parts or gas theft or attempted theft".

If S\_ATA = 1 and S\_A != 1 and S\_TA != 1, display "An attack, attempted attack, or threatened attack".

If S\_A = 1 and S\_TA != 1 and S\_ATA != 1, display "An attack or attempted attack".

If S\_TA = 1 and S\_A != 1 and S\_ATA != 1, display "Threatened attack".

If S\_A = 1 and S\_TA = 1 and S\_ATA != 1, display "An attack or threatened attack".

If S\_T = 1, display "Theft".

If S\_AT = 1, display "Attempted theft".

If S\_BI = 1, display "Break-in".

If S\_V = 1, display "Vandalism".

If S\_SA = 1, display "Unwanted sexual contact".

Tags: Change Request

Notes: 1. Update text displayed in bulleted list

2. IF CONDITION=3 DISPLAY: The heading at the top of the screen will help remind you of the incident that the next questions ask about.

If you don't recall particular details, or don't want to answer, you can skip any questions by clicking the NEXT button.

ELSE IF CONDITION=2 DISPLAY: If you don't recall particular details, or don't want to answer, you can skip any question by letting me know.

SKIP FROM IN1:

IF SVERSION=1 (INTERLEAF) GO TO CIRINTRO ; ELSE IF SVERSION=2 (NON-INTERLEAF) GO TO CIR2

3. updated text fills

**Box ID: CIR\_BOX1**

If SVERSION = 1 and S\_AT = 1 and S\_SA != 1 and S\_A != 1 and S\_TA != 1 and S\_ATA != 1 and S\_BI != 1 and S\_T != 1 and S\_MV != 1 and S\_MVP != 1 and S\_V != 1, go to NA\_BOX1.  
Else if SVERSION = 1, go to CIRINTRO.  
Else, go to CIR\_BOX1B.

Tags: Change Request

Notes: If the only flag is S\_AT=1, then we want to skip over most of the CIR (and just go to N1, the narrative)

**Box ID: CIR\_BOX1B**

For CIR2A – CIR2H, display 'Yes' and 'No' columns with options for each response category.

Tags: Change Request, Stem and Leaf screen

**Question ID: CIR2**

Just to confirm, did any of the following other things also happen as part of this incident {MONTH/YEAR OF INCIDENT}?

- 1 {Someone stole or tried to steal a vehicle}
- 2 {Someone stole or tried to steal vehicle parts or gas}
- 3 {Someone stole something{ else}}
- 4 {Someone tried to steal something{ else} but did not steal it}
- 5 {Someone broke in, or tried to break in to your property}
- 6 {Someone vandalized something of yours}
- 7 {Someone attacked or threatened to attack you}
- 8 {Someone had or tried to have sexual contact with you that you did not agree to and did not want to happen}

ASK Description: All respondents who reported an incident.

ASK Specification: IF SVERSION != 1 AND (S\_MV = 1 OR S\_MVP = 1 OR S\_T = 1 OR S\_AT = 1 OR S\_BI = 1 OR S\_V = 1 OR S\_A = 1 OR S\_TA = 1 OR S\_ATA = 1 OR S\_SA = 1).

PROGRAM: If CIR2A = 1, set S\_MV = 1.

If CIR2B = 1, set S\_MVP = 1.

If CIR2C = 1, set S\_T = 1.

If CIR2D = 1, set S\_AT = 1.

If CIR2E = 1, set S\_BI = 1.

If CIR2F = 1, set S\_V = 1.

If CIR2G = 1, set S\_ATA = 1.

If CIR2H = 1, set S\_SA = 1.

DISPLAY: In "MONTH/YEAR OF INCIDENT", display month/year of incident for an incident entered in S\_01D, S\_02C, S\_03D, S\_04C, S\_05C, S\_06C, or S\_07C.

If S\_MV != 1, display response option 1. Else, do not display this response option.

If S\_MVP != 1, display response option 2. Else, do not display this response option.

If S\_T != 1, display response option 3. Else, do not display this response option. If S\_MV = 1 or S\_MVP = 1, display " else". Else, do not display.

If S\_AT != 1, display response option 4. Else, do not display this response option. If S\_MV = 1 or S\_MVP = 1, display " else". Else, do not display.

If S\_BI != 1, display response option 5. Else, do not display this response option.

If S\_V != 1, display response option 6. Else, do not display this response option.

If S\_ATA != 1 and S\_AT != 1 and S\_A != 1, display response option 7. Else, do not display this response option.

If S\_SA != 1 and (S\_ATA = 1 or S\_A = 1 or S\_TA = 1), display response option 8. Else, do not display this response option.

SAS Variable: CIR2A, CIR2B, CIR2C, CIR2D, CIR2E, CIR2F, CIR2G, CIR2H

Tags: Change Request, Stem and Leaf screen

Notes: Add new question: IF SVERSION=2/NON-INTERLEAF THEN ASK CIR2  
 Added new response option 5.

**Box ID: CIR\_BOX2**

Programmer note: Refresh headers after setting new flags in CIR2.

Display text on each screen in CIR for this incident in bold, including month/year and short text description of screener item: Display format - Incident: April, 2018 ⇒ {Description}

Display Description as follows and use comma separators and "or" as needed:

If S\_MV = 1, display "Motor vehicle theft or attempted theft".

If S\_MVP = 1, display "Motor vehicle parts or gas theft or attempted theft".

If S\_ATA = 1 and S\_A != 1 and S\_TA != 1, display "An attack, attempted attack, or threatened attack".

If S\_A = 1 and S\_TA != 1 and S\_ATA != 1, display "An attack or attempted attack".

If S\_TA = 1 and S\_A != 1 and S\_ATA != 1, display "Threatened attack".

If S\_A = 1 and S\_TA = 1 and S\_ATA != 1, display "An attack or threatened attack".

If S\_T = 1, display "Theft".

If S\_AT = 1, display "Attempted theft".

If S\_BI = 1, display "Break-in".

If S\_V = 1, display "Vandalism".

If S\_SA = 1, display "Unwanted sexual contact".

**ROUTING INSTRUCTIONS:**

If SVERSION = 2 and S\_AT = 1 and S\_SA != 1 and S\_A != 1 and S\_TA != 1 and S\_ATA != 1 and S\_BI != 1 and S\_T != 1 and S\_MV != 1 and S\_MVP != 1 and S\_V != 1, go to NA\_BOX1.  
 Else if SVERSION = 2, GO TO CIRINTRO.

Tags: Change Request

Notes: We would like to "refresh" the "burn line" after CIR2 - the logic would be the same as we have now... (just that it would take CIR2 flags into consideration)...

If the only flag is S\_AT=1, then we want to skip over most of the CIR (and just go to N1, the narrative)

#399 - added "attempted..."

**Question ID: CIRINTRO**

Some of the next questions will refer to the "offender(s)," which means the person or people who did this to you.

ASK Description: All respondents who reported an incident.

ASK Specification: IF S\_MV = 1 OR S\_MVP = 1 OR S\_T = 1 OR S\_AT = 1 OR S\_BI = 1 OR S\_V = 1 OR (S\_A = 1 OR S\_TA = 1 OR S\_ATA = 1) OR S\_SA = 1.

## Series Crimes

**Box ID: SC\_START**

If SERIES = 1 FOR THIS INCIDENT, ASK SC1.  
Else, go to SC\_BOX1.

**Question ID: SC1**

Earlier, you said this type of thing happened to you more than once in the past 12 months.

{Did all of these incidents happen in the same place, did some of them happen in the same place, or did they all happen in different places?/Did all, some, or none of these incidents happen in the same place?}

- 1 All in the same place
- 2 Some in the same place
- 3 All in different places

ASK Description: Respondents who reported this type of incident happened four or more times in the past 12 months and did not recall enough details about each incident to be able to distinguish them from each other.

ASK Specification: IF SERIES = 1.

DISPLAY: If CONDITION = 2, display "Did all of these incidents... in different places?".  
Else, if CONDITION = 3, display "Did all, some,... in the same place?"

PQID: CIR156, modified

SAS Variable: SC1

Tags: Change Request

Notes: 1. update 6 months to 12 months

2. [CONDITION=3: Did all, some, or none of these incidents occur in the same place? /  
CONDITION=2: Did all of these incidents happen in the same place, did some of them happen in the same place, or did they all happen in different places?]



**Question ID: SC2**

Were all of these incidents {done by the same offender, were some of them done by the same offender, or were they all done by different offenders/, some of them, or none of them done by the same offender(s)}?

- 1 All by same offender
- 2 Some by same offender
- 3 {All by different offenders/None by same offender}

ASK Description: Respondents who reported this type of incident happened four or more times in the past 12 months and did not recall enough details about each incident to be able to distinguish them from each other.

ASK Specification: IF SERIES = 1.

DISPLAY: If CONDITION = 2, display "done by the same offender, were...by different offenders" and display in response option 3 "All by different offenders".

Else, if CONDITION = 3, display ", some of them, or none...same offender(s)" and display in response option 3 "None by same offender".

PQID: CIR157

SAS Variable: SC2

Tags: Change Request

Notes: CONDITION=2: Were all of these incidents done by the same offender, were some of them done by the same offender, or were they all done by different offenders?

CONDITION=3: Were all of these incidents, some of them, or none of them done by the same offender(s)?

- 1 All by same offender
- 2 Some by same offender
- 3 (CONDITION=3: None by same offender / CONDITION=2: All by different offenders)

**Question ID: SC3**

The rest of the questions will now ask you to focus on the most recent time this happened{, in {MONTH/YEAR}}.

ASK Description: Respondents who reported this type of incident happened four or more times in the past 12 months and did not recall enough details about each incident to be able to distinguish them from each other.

ASK Specification: IF SERIES = 1.

DISPLAY: If month was reported for the incident in the current loop, display {, in {MONTH/YEAR}}. For "MONTH/YEAR", display Month and Year of incident in current loop. Display format – January, 2018. Else, if month was not reported for the incident in the current loop, do not display this text.

**Box ID: SC\_BOX1**

If this incident involved unwanted sexual contact, go to SA\_START.  
 Else, if this incident involved an attack or threatened attack with or without a weapon, go to A\_START.  
 Else, if this incident involved theft or attempted theft of a motor vehicle, go to MV\_START.  
 Else, if this incident involved a break-in or attempted break-in, go to BI\_START.  
 Else, if this incident involved theft, go to T\_START.  
 Else, if this incident did not involve theft or attempted theft of a motor vehicle but involved theft or attempted theft of a motor vehicle parts or gas, go to MV\_START.  
 Else, if this incident involved vandalized property, go to V\_START.

---

IF S\_SA = 1, GO TO SA\_START.  
 ELSE, IF S\_A = 1 OR S\_TA = 1 OR S\_ATA = 1, GO TO A\_START.  
 ELSE, IF S\_MV = 1, GO TO MV\_START.  
 ELSE, IF S\_BI = 1, GO TO BI\_START.  
 ELSE, IF S\_T = 1, GO TO T\_START.  
 ELSE, IF S\_MV != 1 AND S\_MVP = 1, GO TO MV\_START.  
 ELSE, IF S\_V = 1, GO TO V\_START.

Tags: Change Request

Notes: Change priority - BI higher priority vs MV

## What Happened: Module SV – Unwanted Sexual Contact

<b>Box ID:</b> SA_START
Respondents with S_SA = 1 are asked this module.

<b>Question ID:</b> PNSA1a
<p>Earlier, you said someone had or tried to have unwanted sexual contact with you during the incident {in {MONTH/YEAR}/in the past 12 months}.</p> <p>These questions are about what specific things you did not want to happen during the incident. It may seem like you've already answered these questions, but we want to understand clearly what happened. Some of the language is explicit; it's important that the questions be asked this way so that you understand what we mean.</p> <p>ASK Description: Respondents who reported unwanted sexual contact in this incident.</p> <p>ASK Specification: IF S_SA = 1.</p> <p>DISPLAY: If month was reported for the incident in the current loop, display {, in {MONTH/YEAR}}. For "MONTH/YEAR", display Month and Year of incident in current loop. Display format – January, 2018. Else, if month was not reported for the incident, display "in the past 12 months."</p> <p>Tags: Change Request</p> <p>Notes: Add "Earlier, you said someone had or tried to have unwanted sexual contact with you during (IF MORE THAN ONE CIR OR SERIES CRIME: this/IF ONE CIR: the) incident (IF DATE PROVIDED: in (MONTH)/IF NO DATE PROVIDED: in the past 12 months)."</p>

**Question ID: SA\_0**

In this incident, did someone have unwanted sexual contact with you, such as touching, groping, or penetration, or make you do these things to them?

- 1 Yes
- 2 No

ASK Description: Respondents who reported unwanted sexual contact in this incident.

ASK Specification: IF S\_SA = 1.

PROGRAM: ROUTING INSTRUCTIONS: If SA\_0 = 1, go to SA\_1.

Else, if SA\_0 = 2, go to SA\_BOX3.

Else, go to A\_START.

SAS Variable: SA\_0

Tags: Change Request

Notes: 1. Change wording to "In this incident, did someone have unwanted sexual contact with you, such as touching, groping, or penetration, including making you do these things to them?"

2. Skip pattern after SA0 should be:

IF "1" MARKED IN SA0, GO TO SA1.

ELSE IF "2" MARKED IN SA0, GO TO SA3.

ELSE GO TO NEXT MODULE.

Change 1. Who is asked this SA\_2 matrix may change given the changes to the feeder questions in matrix SA\_1 - depends on how you renamed the variables (if SA\_1a=1 or SA\_1b=1 or SA\_1c=1 or SA\_1d=1 then the SA\_2 questions are asked)

Change 2: Wording tweak to SA\_2b: Did the offender threaten to physically hurt you or someone close to you?

**Box ID: SA\_BOX1**

For SA\_1A – SA\_1D, display 'Yes' and 'No' columns with options for each response category.

Tags: Stem and Leaf screen

**Question ID: SA\_1**

In this particular incident, ...

- 1 Did you have unwanted vaginal sex{ with a woman}?
- 2 Did you have unwanted oral or anal sex? ({READ IF NEEDED: }Oral sex means that someone put their mouth or tongue on a vagina, anus or penis. Anal sex is a man or boy putting his penis in someone else's anus.)
- 3 Was there unwanted penetration of sexual body parts with a finger or object?
- 4 Was there unwanted sexual contact, such as touching or kissing of sexual body parts, or grabbing, fondling, or rubbing up against you in a sexual way?

ASK Description: Respondents who reported unwanted sexual contact in this incident.

ASK Specification: IF SA\_0 = 1.

PROGRAM: ROUTING INSTRUCTIONS: If SA\_1A = 1 or SA\_1B = 1 or SA\_1C = 1 or SA\_1D = 1, go to SA\_1F.  
Else, go to SA\_BOX2B.

DISPLAY: If UT\_RESP\_GENDER = 1, display " with a woman". Else, do not display this text.  
If CONDITION =2, display "READ IF NEEDED: ". Else, do not display this text.  
If CONDITION = 3, display "Oral sex... anus." in italics. Else if CONDITION = 2, do not display in italics.

PQID: NEW

SAS Variable: SA\_1A, SA\_1B, SA\_1C, SA\_1D

Tags: Change Request, Stem and Leaf screen

- Notes: 1. Combine these into one item "Did you have unwanted oral or anal sex?"  
2. Change to "Was there unwanted penetration of sexual body parts with a finger or object?" (And this becomes item c)  
3. Change to "Was there unwanted sexual contact, such as..." (And this becomes item d)  
4. Change skip to "IF YES TO ANY IN SA\_1A-D")  
5. Combine these into one item "Did you have unwanted oral or anal sex? (READ IF NEEDED: Oral sex means that someone put their mouth or tongue on a vagina, anus or penis. Anal sex is a man or boy putting his penis in someone else's anus.)"  
6. Change to "Was there unwanted sexual contact, such as touching or kissing of ..." (And this becomes item d)  
7. Note: in condition 3, the parenthetical text should be formatted with italics  
8. If possible, what \*was\* S\_01d will now be renamed S\_01c (although ok if too difficult and want to keep as S\_01d - we can change in SAS on the backend)  
9. If possible, what \*was\* S\_01e will now be renamed S\_01d (although ok if too difficult and want to keep as S\_01e - we can change in SAS on the backend)  
10. The skip to S\_01F might be affected (if S\_01a=1 or S\_01b=1 or S\_01c=1 or S\_01d=1 then go to S\_01f ; else go to the S\_A3 matrix)

**Question ID: SA\_1F**

You said that there was {unwanted vaginal sex}{,} {unwanted oral or anal sex}{,} {unwanted penetration with a finger or object} {and} {unwanted sexual touching} that you did not want to happen. Did the offender penetrate or touch YOUR sexual body parts, were you forced to penetrate or touch the OFFENDER'S sexual body parts, or did BOTH happen?

- 1 The offender penetrated or touched you
- 2 You were forced to penetrate or touch the offender
- 3 Both

ASK Description: Respondents who reported any unwanted vaginal, oral or anal sex, unwanted penetration with a finger or object, or unwanted sexual touching as part of this incident.

ASK Specification: IF SA\_1A = 1 OR SA\_1B = 1 OR SA\_1C = 1 OR SA\_1D = 1.

DISPLAY: If SA\_1A = 1, display "unwanted vaginal sex". Else, do not display this text.

If SA\_1B = 1, display "unwanted oral or anal sex". Else, do not display this text.

If SA\_1C = 1, display "unwanted penetration with a finger or object". Else, do not display this text.

If SA\_1D = 1, display "unwanted sexual touching". Else, do not display this text.

If more than one response from SA\_1 = 1, display "and" before the last display. Else, do not display this text.

If three or more responses from SA\_1 = 1, display commas after all but last 2 displays. Else, do not display this text.

SAS Variable: SA\_1F

Tags: Change Request

Notes: 1. Filter instruction changes to "(IF ANY IN SA\_1A-D=yes)"

2. Display language changes to "(IF SA\_1b=yes) unwanted oral or anal sex", "(IF SA\_1c=yes) unwanted penetration with a finger or object", and "(IF SA\_1d=yes) unwanted sexual touching"

**Box ID: SA\_BOX2**

For SA\_2A – SA\_2D, display 'Yes' and 'No' columns with options for each response category.

Tags: Stem and Leaf screen

**Question ID: SA\_2**

During {this/the} incident...

- 1 Did the offender use physical force, such as holding or pinning you, hitting or kicking you, or using a weapon?
- 2 Did the offender threaten to physically hurt you or someone close to you?
- 3 Were you blacked out, unconscious, or asleep?
- 4 Were you unable to consent because you were too drunk or high?

ASK Description: Respondents who reported any unwanted vaginal, oral or anal sex, unwanted penetration with a finger or object, or unwanted kissing or sexual touching as part of this incident.

ASK Specification: IF SA\_1A = 1 OR SA\_1B = 1 OR SA\_1C = 1 OR SA\_1D = 1.

PROGRAM: ROUTING INSTRUCTIONS: If (SA\_1A = 1 or SA\_1B = 1 or SA\_1C = 1) and (SA\_2A = 2, -9 and SA\_2B = 2, -9 and SA\_2C = 2, -9 and SA\_2D = 2, -9), go to SA\_2F.

Else, if (SA\_1A = 1 or SA\_1B = 1 or SA\_1C = 1) and (SA\_2A = 1 or SA\_2B = 1 or SA\_2C = 1 or SA\_2D = 1), go to A\_START.

Else, if SA\_1D = 1 and SA\_2A = 2, -9 and SA\_2B = 2, -9 and SA\_2C = 2, -9, go to SA\_2E.

Else, go to SA\_BOX3.

DISPLAY: If more than 1 CIR, display "this". Else, display "the".

PQID: NEW

SAS Variable: SA\_2A, SA\_2B, SA\_2C, SA\_2D

Tags: Change Request, Stem and Leaf screen

Notes: 1. Add word "physically" before "hurt"

2. Skip before SA\_2e becomes "(IF SA\_1D=yes and SA\_2a-d=no/missing)".

**Question ID: SA\_2E**

During {this/the} incident, did the offender forcibly touch or kiss your sexual body parts, or forcibly touch, grab, fondle, or rub up against you in a sexual way?

- 1 Yes
- 2 No

ASK Description: Respondents who reported unwanted kissing or sexual touching, without force or threats, while conscious.

ASK Specification: IF SA\_1A = 2, -9 AND SA\_1B = 2, -9 AND SA\_1C = 2, -9 AND SA\_1D = 1 AND SA\_2A = 2, -9 AND SA\_2B = 2, -9 AND SA\_2C = 2, -9.

PROGRAM: ROUTING INSTRUCTIONS: If SA\_2A = 2, -9 and SA\_2B = 2, -9 and SA\_2C = 2, -9 and SA\_2D = 2, -9 and SA\_2E = 2, -9, go to SA\_2F.  
Else, go to SA\_BOX2B.

DISPLAY: If more than 1 CIR, display "this". Else, display "the".

PQID: NEW

SAS Variable: SA\_2E

Tags: Change Request

Notes: Also change the phrase "use force to" to "forcibly touch or", delete "you, touch " and add "forcibly touch," before grab.

**Question ID: SA\_2F**

Did the offender use some other type of pressure, such as threatening to cause financial or other problems for you, threatening to break up with you, threatening to hurt your reputation, or promising rewards?

- 1 Yes
- 2 No

ASK Description: Respondents who reported unwanted kissing or sexual touching, without force.

ASK Specification: IF (SA\_1A = 1 OR SA\_1B = 1 OR SA\_1C = 1 OR SA\_1D = 1) AND SA\_2A = 2, -9 AND SA\_2B = 2, -9 AND SA\_2C = 2, -9 AND SA\_2D = 2, -9 AND SA\_2E != 1.

SAS Variable: SA\_2F

Tags: Change Request

Notes: Text revisions, all from SA\_2f now go to SA\_BOX2B.



**Box ID: SA\_BOX2B**

Respondents who reported unwanted vaginal sex, unwanted oral sex, or unwanted penetration of sexual body parts with a finger or object in this incident, go to A\_START. Else, go to SA\_BOX3.

---

IF SA\_1A = 1 or SA\_1B = 1 or SA\_1C = 1, go to A\_START. Else, go to SA\_BOX3.

Tags: Change Request

Notes: If any one of the following three is true, they WILL get the SA\_3 matrix:

- If SA\_0 is NO (2)
- If ALL of SA\_1A through C are answered NO OR NOT ANSWERED (-9)
- If ALL of SA\_2A through E are answered NO or not answered (-9)

To put it the other way around, if all three of the following are true, they will NOT get the SA\_3 matrix

- If SA\_0 == 1 or -9
- AND ANY of SA\_1A through C are answered YES
- AND ANY of SA\_2A through E are answered Yes

1. removed SA\_1D from routing instructions.

**Box ID: SA\_BOX3**

For SA\_3A – SA\_3D, display 'Yes' and 'No' columns with options for each response category.

Tags: Stem and Leaf screen

**Question ID: SA\_3**

Did the offender physically TRY to do, or try to make you do, any of the following, BUT NOT ACTUALLY DO IT?

- 1 {Have vaginal sex{ with a woman}{?}}
- 2 {Did the offender physically try to, or try to make you, have oral or anal sex?/Have oral or anal sex} {{READ IF NEEDED: }Oral sex means that someone put their mouth or tongue on a vagina, anus or penis. Anal sex is a man or boy putting his penis in someone else's anus.)}
- 3 {Did the offender physically try to sexually penetrate you with a finger or object or try to make you penetrate them with your finger or an object?/Sexually penetrate you with a finger or object or make you penetrate them with your finger or an object}
- 4 {Did the offender physically try to, or try to make you, touch or kiss sexual body parts?/Touch or kiss sexual body parts}

ASK Description: Respondents who reported that someone did not have unwanted sexual contact with them as part of this incident, or reported the incident did not involve unwanted vaginal sex, unwanted oral or anal sex, or unwanted penetration of sexual body parts with a finger or object.

ASK Specification: IF SA\_0 = 2 OR (SA\_0 = 1 AND SA\_1A != 1 AND SA\_1B != 1 AND SA\_1C != 1).

PROGRAM: ROUTING INSTRUCTIONS: If SA\_3A = 1 or SA\_3B = 1 or SA\_3C = 1, go to SA\_BOX4. Else if SA\_1D=1 and (SA\_2A = 1 or SA\_2B = 1 or SA\_2C = 1 or SA\_2E = 1) and (SA\_3A != 1 and SA\_3B != 1 or SA\_3C != 1) go to A\_START. Else, go to SA\_3E.

DISPLAY: If SA\_0 = 2 OR SA\_1A = 2, -9, display "Have vaginal sex with you{ with a woman}{?}". If UT\_RESP\_GENDER = 1, display " with a woman". Else do not display. If CONDITION = 2, display "?". Else if CONDITION = 3, do not display. Else, do not display this response option.

If CONDITION = 2 and (SA\_0 = 2 OR SA\_1B = 2, -9), display "Did the offender physically try to have oral or anal sex with you?" and "(READ IF... anus.)".  
Else, if CONDITION = 3 and (SA\_0 = 2 OR SA\_1B = 2, -9), display "Have oral or anal sex with you" and "(Oral sex... anus.)" in italics.  
Else, do not display this response option.

If CONDITION = 2 and (SA\_0 = 2 OR SA\_1C = 2, -9), display "Did the offender physically try to sexually penetrate you with a finger or object or make you penetrate them with your finger or an object?".  
Else, if CONDITION = 3 and (SA\_0 = 2 OR SA\_1C = 2, -9), display "Sexually penetrate you with a finger or object or make you penetrate them with your finger or an object".  
Else, do not display this response option.

If CONDITION = 2 and (SA\_0 = 2 OR SA\_1D = 2, -9), display "Did the offender physically try to touch or kiss sexual body parts?".  
Else, if CONDITION = 3 and (SA\_0 = 2 OR SA\_1D = 2, -9), display "Touch or kiss sexual body parts".  
Else, do not display this response option.

PQID: NEW

SAS Variable: SA\_3A, SA\_3B, SA\_3C, SA\_3D

Tags: Change Request, Stem and Leaf screen

- Notes: 1. SA\_3a - Add "(IF MALE: with a woman)" to the end of the item, and delete "with you"  
2. SA\_3b - Change to "Have oral or anal sex", add ", or make you," and remove "with you"  
3. SA\_3c - DELETE this item  
4. SA\_3d - This becomes SA\_3c and change to "Sexually penetrate you with a finger or object or make you penetrate them with your finger or an object"  
5. SA\_3e - This becomes SA\_3d and change to "Touch or kiss sexual body parts" and add ", or make you,"  
6. Skip before SA\_4a - Change skip to "IF ALL OF SA\_3a - SA\_3d = NO OR MISSING GO TO NEXT MODULE. ELSE GO TO SA\_4a"  
7. SA\_3b - Change to "Have oral or anal sex? (READ IF NEEDED: Oral sex means that someone put their mouth or tongue on a vagina, anus or penis. Anal sex is a man or boy putting his penis in someone else's anus.)"  
8. SA\_3a-d - include "or SA0=No" as condition in all display criteria.  
9. delete the "Mark yes..." statement in the stem of SA\_3a-d...  
10. added ", or make you do,"  
11. removed threat from question text and response options

**Question ID: SA\_3E**

Did the offender verbally THREATEN to have vaginal sex, have oral or anal sex, or have sexual penetration with a finger or object when you did not want it to happen?

- 1 Yes
- 2 No

ASK Description: Respondents who did NOT report that the offender tried to perform unwanted vaginal sex, oral or anal sex, or penetration with finger or object.

ASK Specification: IF SA\_3A = 2, -9 AND SA\_3B = 2, -9 AND SA\_3C = 2, -9.

PROGRAM: ROUTING INSTRUCTIONS:

IF SA\_1D=1, GO TO A\_START

ELSE IF SA\_3D = 2, -9 AND SA\_3E = 2, -9, GO TO SA\_3F.

ELSE, GO TO SA\_BOX4.

PQID: NEW

SAS Variable: SA\_3E

Tags: Change Request, New item

**Question ID: SA\_3F**

Did the offender verbally threaten to, or threaten to make you, touch or kiss sexual body parts when you did not want it to happen?

- 1 Yes
- 2 No

ASK Description: Respondents who did NOT report that the offender tried to perform unwanted vaginal sex, oral or anal sex, penetration with finger or object, or groping/touching and did not report a verbal threat of penetration.

ASK Specification: IF SA\_3A = 2, -9 AND SA\_3B = 2, -9 AND SA\_3C = 2, -9 AND SA\_3D = 2, -9 AND SA\_3E = 2, -9.

PROGRAM: ROUTING INSTRUCTIONS: IF SA\_3F = 2, -9 GO TO SA\_4D.

ELSE, GO TO SA\_BOX4.

PQID: NEW

SAS Variable: SA\_3F

Tags: Change Request, New item

**Box ID: SA\_BOX4**

For SA\_4A\_a - SA\_4A\_c, display 'Yes' and 'No' columns with options for each response category.

Tags: Stem and Leaf screen

**Question ID: SA\_4A**

You said that the offender {tried to/threatened to} have unwanted sexual contact with you when you did not want it to happen.

- 1 Did the offender use physical force, such as holding or pinning you, hitting or kicking you, or using a weapon, in doing this?
- 2 Did the offender threaten to physically hurt you or someone close to you?
- 3 {Did the offender try to do it while you were blacked out, unconscious, or asleep?}
- 4 {Did the offender try to do it while you were unable to consent because you were too drunk or high?}

ASK Description: Respondents who reported the offender tried or threatened unwanted vaginal sex, oral or anal sex, penetration with finger or object, or kissing or sexual touching.

ASK Specification: IF SA\_3A = 1 OR SA\_3B = 1 OR SA\_3C = 1 OR SA\_3D = 1 OR SA\_3E = 1 OR SA\_3F = 1.

PROGRAM: ROUTING INSTRUCTIONS: IF (SA\_3A = 1 OR SA\_3B = 1 OR SA\_3C = 1 OR SA\_3D = 1) and (SA\_4A\_a=1 or SA\_4A\_b =1 or SA\_4A\_d=1), go to SA\_4b1. Else If SA\_3E = 1 or SA\_3F = 1 or (SA\_4a\_b = 1 and SA\_4A\_a != 1 and SA\_4A\_c != 1 and SA\_4A\_d != 1), go to SA\_4C.

Else, if SA\_4A\_a = 2, -9 and SA\_4A\_b = 2, -9 and SA\_4A\_c = 2, -9 and SA\_4A\_d = 2, -9, go to SA\_4D.

Else, go to A\_START.

DISPLAY: If SA\_3A = 1 or SA\_3B = 1 or SA\_3C = 1 or SA\_3D=1, display "tried to" . Else display "threatened to" .

IF (SA\_3A=1 OR SA\_3B = 1 or SA\_3C = 1 or SA\_3D=1), display SA\_4A\_c, SA\_4A\_d. (ONLY DISPLAY SA\_4A\_c, SA\_4A\_d FOR ATTEMPTS - DO NOT DISPLAY IF ONLY THREATS IN SA\_3E and/or SA\_3F)

PQID: NEW

SAS Variable: SA\_4A\_a, SA\_4A\_b, SA\_4A\_c, SA\_4A\_d

Tags: Change Request, Stem and Leaf screen

Notes: 1. Change filters to "[If any of SV3a – SV3c=yes] and [Otherwise if SV3d=yes]

2. Also change wording for Otherwise statement to "You said that the offender threatened or tried to, or made you, touch or kiss..."

3. Remove "with you" from fills

4. Add "physically" before hurt

5. Skip coming out of SA\_4a needs to change...

If 'no' or missing to all in SA\_4a\_a-c, go to SA\_4b.

Else if SA\_4a\_b=1 \*and\* SA\_4a\_a NOT EQ 1 \*and\* SA\_4a\_c NOT EQ 1 go to SA\_4Ca

Else, go to next MODULE.

6. updated routing, from SA\_4B to SA\_4D and SA\_4Ca to SA\_4C.

7. significant rewording of question text and response codes per Darby and Pamela. New routing instructions to and from this item.



**Question ID: SA\_4B1**

Did you tell the offender "no," "stop" or that you did not want this to happen?

- 1 Yes
- 2 No

ASK Description: Respondents who reported the offender tried unwanted vaginal sex, oral or anal sex, penetration with finger or object, or kissing or sexual touching and used force or threatened to hurt someone or did it while the respondent was drunk or high.

ASK Specification: (SA\_3A = 1 OR SA\_3B = 1 OR SA\_3C = 1 OR SA\_3D = 1) and (SA\_4A\_a=1 or SA\_4A\_b =1 or SA\_4A\_d=1)

PROGRAM: ROUTING INSTRUCTIONS: If SA\_4B1=1, go to SA\_4B2.  
Else, go to A\_START.

**Question ID: SA\_4B2**

When you said this, did the offender stop?

- 1 Yes
- 2 No

ASK Description: Respondents who told the offender no, stop or they didn't want it to happen.

ASK Specification: SA\_4B1=1

PROGRAM: ROUTING INSTRUCTIONS: Go to A\_START.

**Question ID: SA\_4C**

At the time, how likely did you think it was that the offender would actually act on their threat during {this/the} incident?

- 1 Very likely
- 2 Somewhat likely
- 3 Somewhat unlikely
- 4 Very unlikely

ASK Description: Respondents who reported the offender threatened unwanted vaginal sex, oral or anal sex, penetration with finger or object, or kissing or sexual touching and threatened to hurt someone but did not use physical force or try to do it when the respondent was unable to consent.

ASK Specification: IF SA\_3E = 1 OR SA\_3F = 1 OR (SA\_4A\_b = 1 and SA\_4A\_a != 1 and SA\_4A\_c != 1 and SA\_4A\_d != 1).

DISPLAY: If more than 1 CIR, display "this". Else, display "the".

PQID: NEW

SAS Variable: SA\_4C

Tags: Change Request

Notes: 1. Change filter to "[IF YES IN SA\_4b AND MORE THAN ONE YES IN SA\_3a-d]

2. Change wording to "touch or kiss", remove "with you"

3. BJS - We want to change the skip out of SA\_4C - now EVERYONE will head to SA\_4Ca...

4. Add "with you"

5. significant rewording of question text per Darby and Pamela. New routing instructions to this item.



**Question ID: SA\_4Ca**

Were you threatened face to face, by phone or text, online (such as by email or social media), or in some other way? (*Mark all that apply.*)

- 1 Face to face
- 2 By phone or text
- 3 Online (email or social media)
- 4 Some other way

ASK Description: Respondents who reported the offender threatened unwanted vaginal sex, oral or anal sex, penetration with finger or object, or kissing or sexual touching and threatened to hurt someone but did not use physical force or try when the respondent was unable to consent.

ASK Specification: IF SA\_3E = 1 OR SA\_3F = 1 OR (SA\_4A\_b = 1 AND SA\_4A\_a = 2, -9 AND SA\_4A\_c = 2, -9 and SA\_4A\_d = 2, -9).

PROGRAM: ROUTING INSTRUCTIONS:

If SA\_4Ca1 != 1 and S\_A != 1 and S\_TA != 1 and S\_ATA = 1 and S\_MV != 1 and S\_MVP != 1 and S\_T != 1 and S\_AT != 1 and S\_BI != 1 and S\_V != 1, go to NA\_BOX1.

Else, go to A\_START.

DISPLAY: Display in italics, "Mark all that apply".

PQID: NEW

SAS Variable: SA\_4Ca1, SA\_4Ca2, SA\_4Ca3, SA\_4Ca4

Tags: Change Request, Choose-all-that-apply Item

Notes: 1. updated routing from SA\_4D to A\_START  
2. new items SA\_3E and SA\_3F now route to this item

**Question ID: SA\_4D**

{What did the offender do that was unwanted?/How did the offender {try/threaten} to do something to you?}

1 TEXT RESPONSE \_\_\_\_\_

ASK Description: Respondents who did not report or refused to report whether the offender threatened to touch or kiss sexual body parts or threatened unwanted vaginal sex, oral or anal sex, penetration with finger or object, or kissing or sexual touching without using physical force, threatening to hurt someone, or try when the respondent was unable to consent.

ASK Specification: IF SA\_3F = 2, -9 OR (SA\_4A\_a = 2, -9 AND SA\_4A\_b = 2, -9 AND SA\_4A\_c = 2, -9 and SA\_4A\_d = 2, -9).

PROGRAM: Display text field, max character length = 1000.

DISPLAY: If SA\_3F = 2, -9, display "What did the offender do that was unwanted?" Else display "How did the offender {try/threaten} to do something to you?" If SA\_3A = 1 or SA\_3B = 1 or SA\_3C = 1 or SA\_3D = 1, display "try". Else, display "threaten".

PQID: NEW

SAS Variable: SA\_4D

Tags: Change Request

Notes: Change filter to "[IF ANY OF SA\_3a - SA\_3d = yes]

2. Change wording to "touch or kiss", remove "with you"

3. question text no longer displays based on responses to SA\_3C. This item is now asked when new item SA\_3F = 2, -9.

## What Happened: Module A – Attack/Threatened Attack

<b>Box ID: A_START</b>
<p>Respondents with S_A = 1 or S_TA = 1 or S_ATA = 1 or S_SA=1 are asked this module.</p> <p>ROUTING INSTRUCTIONS: IF S_SA=1, GO TO SA11.  ELSE IF S_06D = NULL AND (S_TA= 1 OR S_ATA = 1), go to A0.  Else, go to A1.</p> <p>Tags: Change Request</p> <p>Notes: CURRENT: ASK A0 IF ATTACK FROM INTERLEAVING/S_01F/S_02F/S_03F/S_04F/S_05F  REVISED: ASK A0 IF S_06D NOT ASKED AND (S_TA=1 OR S_ATA=1)  2. updated last statement from SA11 to A1</p>

<b>Question ID: A0</b>
<p>Did someone actually attack you, try to attack you, or threaten to attack you during this incident?</p> <ol style="list-style-type: none"> <li>1 Attacked / Tried to attack</li> <li>2 Threatened to attack</li> </ol> <p>ASK Description: Respondents who reported being attacked, with or without a weapon, or threatened with attack, and did not report unwanted sexual contact for this incident.</p> <p>ASK Specification: IF S_06D = NULL AND (S_TA = 1 OR S_ATA = 1).</p> <p>PROGRAM: If A0 = 1, set S_A = 1.  ROUTING INSTRUCTIONS: If A0 = 2, go to A8. Else, if A0 = 1, go to A1.  Else, go to CI_START.</p> <p>SAS Variable: A0</p> <p>Tags: Change Request</p> <p>Notes: CURRENT: ASK A0 IF ATTACK FROM INTERLEAVING/S_01F/S_02F/S_03F/S_04F/S_05F  REVISED: ASK A0 IF S_06D NOT ASKED AND (S_TA=1 OR S_ATA=1)</p>

**Question ID: A8**

{Were you threatened face to face, by phone or text, online (such as by email or social media), or in some other way/How were you threatened}? (Mark all that apply.)

- 1 Face to face
- 2 By phone or text
- 3 Online (email or social media)
- 4 Some other way Specify: \_\_\_\_\_

ASK Description: Respondents who reported being threatened with attack, with or without a weapon, or threatened with attack, or reported unwanted sexual contact for this incident.

ASK Specification: IF A0 = 2.

PROGRAM: Display text box and allow 250 character text response.

If A8a = 1, set S\_TA = 1.

ROUTING INSTRUCTIONS: If A8a = 1, go to A1.

Else, If A8a !=1 and (S\_MV != 1 and S\_MVP != 1 and S\_T != 1 and S\_BI != 1 and S\_V != 1), go to NA\_BOX1.

Else, go to CI\_START.

DISPLAY: Display in italics "Mark all that apply."

If CONDITION = 2, display "Were you threatened...in some other way".

Else, if CONDITION = 3, display "How were you threatened".

PQID: NEW

SAS Variable: A8a, A8b, A8c, A8d, A8d\_SPECIFY

Tags: Change Request, Choose-all-that-apply Item

Notes: added specify text field

**Question ID: SA11**

The next questions ask whether a weapon was used during this incident.

ASK Description: Respondents who reported unwanted sexual contact as part of this incident.

ASK Specification: IF S\_SA = 1.

**Question ID: A1**

{You said someone {attacked or tried to attack you}{threatened to attack you} during {this/the} incident {in {MONTH}}/{in the past 12 months}.} {Just to confirm, did/Did} the offender(s) have a weapon such as a gun or knife, or something to use as a weapon, such as a baseball bat, scissors, or a stick?

- 1 Yes
- 2 No

ASK Description: Respondents who reported being attacked or threatened with attack or unwanted sexual contact as part of this incident.

ASK Specification: IF A0 = 1 OR A8a = 1 OR S\_SA=1.

PROGRAM: ROUTING INSTRUCTIONS: If A1 = 1, go to A2.

Else if A1 != 1 and (SA\_2A = 1 or SA\_2E = 1 or SA\_4A\_a = 1), go to A\_BOX3.

Else if S\_SA=1 and (S\_T = 1 or S\_AT = 1), go to CI\_START.

Else if S\_SA=1 and S\_T != 1 and S\_AT != 1, go to A10.

Else, go to A3.

DISPLAY: If S\_SA != 1, display "You said someone... {in {MONTH}}/{in the past 12 months}."

Else, do not display this text.

If S\_A = 1, display "attacked or tried to attack you". Else, do not display this text.

If S\_TA = 1, display "threatened to attack you". Else, do not display this text.

If more than 1 CIR, display "this". Else, display "the".

If month was reported for the incident in the current loop, display { in {MONTH}}. For "MONTH", display Month of incident in current loop. Display format – January. Else, if no date provided, display "in the past 12 months".

If S\_06A1 = 1 or S\_06A2 = 1 or S\_06A3 = 1, display, "Just to confirm, did". Else, display "Did".

PQID: CIR22

SAS Variable: A1

Tags: Change Request

Notes: A1 should be asked if A0=1 or A8a=1 (NEW) or S\_SA=1

The skip pattern leaving this item will change:

PROGRAM: ROUTING INSTRUCTIONS: If A1 = 1, go to A2.

Else, if A1 != 1 and (SA\_2A = 1 or SA\_2E = 1 or SA\_4A\_a = 1), go to A\_BOX3.

(NEW) Else if S\_SA=1 go to CI\_START

Else, go to A3.

2. New routing added for A10

**Question ID: A2**

What was the weapon? (*Mark all that apply.*)

- 1 A GUN
- 2 A KNIFE
- 3 SOME OTHER SHARP OBJECT, SUCH AS SCISSORS  
OR AN AXE
- 4 A BLUNT OBJECT, SUCH AS A ROCK OR BAT
- 5 SOMETHING ELSE - Specify - \_\_\_\_\_

ASK Description: Respondents who reported being attacked or threatened with attack with a weapon.

ASK Specification: IF A1 = 1.

PROGRAM: Display text box and allow 250 character text response.

ROUTING INSTRUCTIONS: If A2\_1 = 1, go to A2a.

Else if A2\_2 = 1 or A2\_3 = 1, go to A\_BOX2.

Else if (SA\_2A !=1 and SA\_2E != 1 and SA\_4A\_a != 1 and S\_A !=1 and S\_TA !=1) and (S\_T = 1 or S\_AT = 1), go to CI\_START.

Else if (SA\_2A !=1 and SA\_2E != 1 and SA\_4A\_a != 1 and S\_A !=1 and S\_TA !=1) and S\_T != 1 and S\_AT != 1, go to A10.

Else, go to A3.

DISPLAY: Display in italics "Mark all that apply."

PQID: CIR23a

SAS Variable: A2\_1, A2\_2, A2\_3, A2\_4, A2\_5, A2\_5\_Specify

Tags: Change Request, Choose-all-that-apply Item

Notes: Revised routing instructions

If A2 = 1, go to A2a.

Else, if A2 = 2, 3 go to A\_BOX2.

(NEW) Else if (SA\_2A !=1 and SA\_2E != 1 and SA\_4A\_a != 1 and S\_A !=1 and S\_TA !=1) go to CI\_START.

Else, go to A3.

2. New routing added for A10

**Question ID: A2a**

Was it a handgun or some other kind of gun, such as a rifle or shotgun?

- 1 Hand gun/pistol/revolver
- 2 Some other kind of gun/rifle/shotgun

ASK Description: Respondents who reported being attacked or threatened with attack with a gun.

ASK Specification: IF A2\_1 = 1.

PQID: CIR23a, modified

SAS Variable: A2a

**Box ID: A\_BOX1**

For A2b\_a – A2b\_d, display 'Yes' and 'No' columns with options for each response category.

Tags: Stem and Leaf screen

**Question ID: A2b**

Did the offender(s):

- 1 Shoot you
- 2 Shoot at you, but miss
- 3 Hit you with the gun
- 4 Show you a gun or point a gun at you

ASK Description: Respondents who reported being attacked or threatened with attack with a gun.

ASK Specification: IF A2\_1 = 1.

PROGRAM: ROUTING INSTRUCTIONS: If (A2b\_a = 1 or A2b\_c = 1) and (S\_T = 1 or S\_AT = 1), go to CI\_START.

Else if (A2b\_a = 1 or A2b\_c = 1) and S\_T != 1 and S\_AT != 1, go to A10.

Else if A2\_2 = 1 or A2\_3 = 1, go to A\_BOX2.

Else if (SA\_2A != 1 and SA\_2E != 1 and SA\_4A\_a != 1 and S\_A != 1 and S\_TA != 1) and (S\_T = 1 or S\_AT = 1), go to CI\_START.

Else if (SA\_2A != 1 and SA\_2E != 1 and SA\_4A\_a != 1 and S\_A != 1 and S\_TA != 1) and S\_T != 1 and S\_AT != 1, go to A10.

Else, go to A3.

PQID: CIR29a modified

SAS Variable: A2b\_a, A2b\_b, A2b\_c, A2b\_d

Tags: Change Request, Stem and Leaf screen

Notes: Revised routing instructions

If A2b\_a = 1 or A2b\_c = 1, go to CI\_START.

(NEW) Else if (SA\_2A !=1 and SA\_2E != 1 and SA\_4A\_a != 1 and S\_A !=1 and S\_TA !=1) go to CI\_START

Else, go to A3.

2. Add new response option: "Show you a gun or point a gun at you"

3. New routing added for A10

4. #285, removed ?s

**Box ID: A\_BOX2**

For A2c\_a – A2c\_b, display 'Yes' and 'No' columns with options for each response category.

Tags: Stem and Leaf screen

**Question ID: A2c**

You said the offender(s) had a knife or other sharp object. Did the offender(s):

- 1 Stab or cut you?
- 2 {Try to stab or cut you?}

ASK Description: Respondents who reported being attacked or threatened with attack with a weapon that was not a gun.

ASK Specification: IF A2\_2 = 1 or A2\_3 = 1.

DISPLAY: If A2c\_a = 1, do not display A2c\_b. If A2c\_a= 2, -9, display A2c\_b.

PROGRAM: ROUTING INSTRUCTIONS: If A2c\_a = 1 and (S\_T = 1 or S\_AT = 1), go to CI\_START.

Else if A2c\_a = 1 and S\_T != 1 and S\_AT != 1, go to A10.

Else if SA\_2A = 1 or SA\_2E = 1 or SA\_4A\_a = 1, go to A\_BOX3.

Else if (SA\_2A !=1 and SA\_2E != 1 and SA\_4A\_a != 1 and S\_A !=1 and S\_TA !=1) and (S\_T = 1 or S\_AT = 1), go to CI\_START.

Else if (SA\_2A != 1 and SA\_2E != 1 and SA\_4A\_a != 1 and S\_A != 1 and S\_TA != 1) and S\_T != 1 and S\_AT != 1, go to A10.

Else, go to A3.

PQID: CIR29a modified

SAS Variable: A2c\_a, A2c\_b

Tags: Change Request, Stem and Leaf screen

Notes: Revised routing instructions

If A2c\_a = 1, go to CI\_START.

Else, if SA\_2A = 1 or SA\_2E = 1 or SA\_4A\_a = 1, go to A\_BOX3.

(NEW) Else if (SA\_2A !=1 and SA\_2E != 1 and SA\_4A\_a != 1 and S\_A !=1 and S\_TA !=1) go to CI\_START.

Else, go to A3.

2. New routing added for A10



**Question ID: A3**

{In addition to trying to {shoot}/{stab or cut} you, did the offender(s) hit you, grab you, knock you down or attack you in any other way?/Did the offender(s) hit you, grab you, knock you down or attack you in any way?}

- 1 Yes
- 2 No

ASK Description: Respondents who reported being attacked or threatened with attack, with or without a weapon.

ASK Specification: IF (A0 = 1 OR A8a = 1) AND A2b\_a != 1 AND A2b\_c != 1 AND A2c\_a != 1.

PROGRAM: ROUTING INSTRUCTIONS: If A3 = 1, go to A\_BOX3.

Else, if A3 = 2 and (A2b\_b = 1 or A2c\_b = 1) and (S\_T = 1 or S\_AT = 1), go to CI\_START.

Else, if A3 = 2 and (A2b\_b = 1 or A2c\_b = 1) and S\_T != 1 and S\_AT != 1, go to A10.

Else, go to A4.

DISPLAY: If A2b\_b = 1 or A2c\_b = 1, display "In addition to ... in any other way". Else, if A2b\_b != 1 and A2c\_b != 1, display "Did the offender(s)... in any way."

If A2b\_b = 1, display "shoot". Else, do not display.

If A2c\_b = 1, display "stab or cut". Else, do not display.

PQID: CIR24

SAS Variable: A3

Tags: Change Request

Notes: Revised ASK Specification

IF (A0 = 1 OR A8a = 1) AND A2b\_a != 1 AND A2b\_c != 1 OR A2c\_a != 1.

(NEW - remove "AND (SA\_2A !=1 and SA\_2E != 1 and SA\_4A\_a != 1)"

2. New routing added for A10

**Question ID: A4**

Did the offender(s) TRY to hit you, grab you, knock you down or try to attack you in any way?

- 1 Yes GO TO A7
- 2 No GO TO A5

ASK Description: Respondents who reported being attacked or threatened with attack and not being hit, grabbed, or knocked to the ground.

ASK Specification: IF A3 = 2 AND (A2b\_b != 1 AND A2c\_b != 1).

PQID: CIR25 -modified

SAS Variable: A4

**Question ID: A5**

Did the offender(s) THREATEN to hit you, grab you, knock you down or threaten to attack you in any way?

- |       |          |
|-------|----------|
| 1 Yes | GO TO A7 |
| 2 No  | GO TO A6 |

ASK Description: Respondents who reported being attacked or threatened with attack and the offender(s) not trying to hit, grab, or knock the respondent to the ground.

ASK Specification: IF A4 = 2.

PQID: CIR26 - modified

SAS Variable: A5

**Question ID: A6**

What did the offender do? {Anything else?} (*Mark all that apply.*)

- 1 Took something without your permission
- 2 Tried to or threatened to take something
- 3 Argued with you or used abusive language
- 4 Broke in or tried to break in to your home
- 5 Broke in or tried to break in to your vehicle
- 6 Damaged or destroyed your property
- 7 Something else \_\_\_\_\_

ASK Description: Respondents who reported being attacked or threatened with attack and the offender(s) not threatening to hit, grab, or knock the respondent to the ground.

ASK Specification: IF A5 = 2.

PROGRAM: Display text box and allow 250 character text response.

ROUTING INSTRUCTIONS: If (S\_T = 1 or S\_AT = 1), go to CI\_START.  
Else if S\_T != 1 and S\_AT != 1, go to A10.

DISPLAY: Display in italics "Mark all that apply."

If CONDITION = 2, display "Anything else?". Else, do not display this text.

If CONDITION = 2, display response options in uppercase. Else, display response options in mixed case.

PQID: CIR27a - modified

SAS Variable: A6A, A6B, A6C, A6D, A6E, A6F, A6G, A6G\_Specify

Tags: Change Request, Choose-all-that-apply Item

Notes: 1. IF CONDITION=2 THE RESPONSE OPTIONS SHOULD BE IN ALL CAPS (CAPITAL LETTERS)

2. NEW: (CONDITION=2: Anything else?)

3. working change in option 3, removed "Bothered you verbally,"

4. New routing added for A10

**Question ID: A7**

{Did/How did} the offender(s) TRY or THREATEN to attack you{ by.../?} (*Mark all that apply.*)

- 1 Saying they would attack or kill you
- 2 {Threatening you with a weapon}
- 3 {Trying to attack you with a weapon other than gun, knife or sharp object}}
- 4 Throwing something at you
- 5 Following you or surrounding you
- 6 Trying to choke you
- 7 Trying to hit, slap, knock down, grab, hold, trip, jump, or push you
- 8 Something else \_\_\_\_\_

ASK Description: Respondents who reported being attacked or threatened with attack.

ASK Specification: IF A4 = 1 OR A5 = 1.

PROGRAM: Display text box and allow 250 character text response.

ROUTING INSTRUCTIONS: If (S\_T= 1 or S\_AT= 1), go to CI\_START.

Else if S\_T != 1 and S\_AT != 1, go to A10.

DISPLAY: If CONDITION = 2, display "How did" and "?". Else, if CONDITION = 3, display "Did" and " by...".

Display in italics "Mark all that apply."

If A1 = 1, display "threatening you with a weapon". Else, do not display this response option.

If A2\_4 = 1 or A2\_5 = 1, display "trying to attack you with a weapon other than gun, knife or sharp object". Else, do not display this response option.

If CONDITION = 2, display response options in uppercase. Else, display response options in mixed case.

PQID: CIR28a - modified

SAS Variable: A7A, A7B, A7C, A7D, A7E, A7F, A7G, A7H, A7H\_Specify

Tags: Change Request, Choose-all-that-apply Item

Notes: 1. IF CONDITION=2 THE RESPONSE OPTIONS SHOULD BE IN ALL CAPS (CAPITAL LETTERS)

2. (CONDITION=3: Did / CONDITION=2: How did) the offender(s) TRY or THREATEN to attack you (CONDITION=3: by .../CONDITION=2:?)

3. replaced "weapon" with "object" in response 3

4. New routing added for A10

**Box ID: A\_BOX3**

For A9A - A9G, display 'Yes' and 'No' columns with options for each response category.

Tags: Stem and Leaf screen

**Question ID: A9**

{Earlier you said the offender used physical force{ and had a weapon} during the incident.} Did the offender(s) {also} do any of the following?

- 1 Hit you, slap you, or knock you down
- 2 Grab, hold, trip, jump, or push you
- 3 Hit you with an object other than a gun
- 4 Throw something at you
- 5 Choke you
- 6 Do something else to attack you? Specify:

\_\_\_\_\_

ASK Description: Respondent reported being attacked, with or without a weapon, or used force in having or trying to have sexual contact with them.

ASK Specification: IF (A2b\_a != 1 AND A2b\_c != 1 AND A2c\_a != 1) AND ((SA\_2A = 1 OR SA\_2E = 1 OR SA\_4A\_a = 1) OR ((A2\_2 = 1 OR A2\_3 = 1) AND A2c\_a != 1 AND (SA\_2A = 1 OR SA\_2E = 1 OR SA\_4A\_a = 1))) OR A3 = 1).

PROGRAM: Display text box and allow 250 character text response.

ROUTING INSTRUCTIONS: If (S\_T= 1 or S\_AT= 1), go to CI\_START.

Else if S\_T != 1 and S\_AT != 1, go to A10.

DISPLAY: If SA\_2A = 1 OR SA\_2E = 1 OR SA\_4A\_a = 1, display "Earlier you said... during the incident." Else, do not display this text.

If A1 = 1, display " and had a weapon" and "also". Else, do not display this text.

PQID: CIR29a modified

SAS Variable: A9A, A9B, A9C, A9D, A9E, A9F, A9F\_Specify

Tags: Change Request, Stem and Leaf screen

Notes: BJS request - Delete row 5: Attack you with a weapon other than gun, knife or sharp weapon

2. New routing added for A10

**Question ID: A10**

Did the offender steal or try to steal something that belonged to you during {this/the} incident?

- 1 Yes, stole something
- 2 Yes, tried to steal something
- 3 No

ASK Description: Respondents with a sexual attack, attack, attempted attack, or face-to-face threatened attack who did not already report a theft or attempted theft.

ASK Specification: IF (S\_A = 1 OR S\_ATA = 1 OR S\_TA = 1 OR S\_SA = 1) AND (S\_T != 1 AND S\_AT != 1)

PROGRAM: If A10 = 1, set S\_T = 1. If A10 = 2, set S\_AT = 1.

DISPLAY: If more than 1 CIR, display "this". Else, display "the".

PQID: NEW

SAS Variable: A10

Tags: Change Request

Notes: new question

## Consequences I: Injury

**Box ID: CI\_START**

Respondents with S\_A = 1 or S\_TA = 1 or S\_ATA = 1 or S\_SA = 1 are asked this module.

**Question ID: CI\_INTRO**

{The next questions ask/This section asks} about any injuries you may have had during this incident.

ASK Description: Respondents who reported being attacked or someone tried to have unwanted sexual contact with them.

ASK Specification: IF S\_A = 1 OR S\_TA = 1 OR S\_ATA = 1 OR S\_SA = 1.

DISPLAY: If CONDITION = 2, Display "The next questions ask".

Else, if CONDITION = 3, display "This section asks".

Tags: Change Request

Notes: CONDITION=3: This section asks / CONDITION=2: The next questions ask) about any injuries you may have had during this incident.

**Question ID: CI1**

During {this/the} incident, {besides being} {shot} {and/or} {stabbed}, were you physically injured in any {other} way? Injuries include things such as bruises, black eyes, cuts, broken bones or more serious injuries.

1 Yes

2 No

ASK Description: Respondents who reported being attacked or someone tried to have unwanted sexual contact with them.

ASK Specification: IF S\_A = 1 OR S\_TA = 1 OR S\_ATA = 1 OR S\_SA = 1.

PROGRAM: ROUTING INSTRUCTIONS: IF CI1 = 1, go to CI\_BOX0.

Else, go to CI\_BOX1.

DISPLAY: If more than 1 CIR, display "this". Else, display "the".

If A2b\_a = 1 or A2c\_a = 1, display "besides being" and "other". Else, do not display this text.

If A2b\_a = 1, display "shot". Else, do not display this text.

If A2c\_a = 1, display "stabbed". Else, do not display

If A2c\_a = 1 and A2c\_a = 1, display "and/or". Else, do not display this text.

PQID: CIR 31a, modified

SAS Variable: CI1

**Box ID: CI\_BOX0**

Go to CI2.

**Question ID: CI2**

Were you injured in any of these ways? (*Mark all that apply.*)

- 1 Broken or cracked bones
- 2 Broken nose
- 3 Dislocated joints
- 4 A concussion
- 5 Knocked unconscious
- 6 {Injury from sexual intercourse, such as to vagina or anus}
- 7 {Other internal injuries, such as internal bleeding or damage to internal organs}
- 8 Some other way

ASK Description: Respondents who reported being injured during the incident.

ASK Specification: IF CI1 = 1.

PROGRAM: Display text box and allow 250 character text response.

ROUTING INSTRUCTIONS: If CI2\_8 = 1 or (CI2\_1 = -9 and CI2\_2 = -9 and CI2\_3 = -9 and CI2\_4 = -9 and CI2\_5 = -9 and CI2\_6 = -9 and CI2\_7 = -9 and CI2\_8 = -9), go to CI2a.

Else, if 12 <= UT\_AGE <= 55 and CI1 = 1 and (A3 = 1 or SA\_1A = 1 or SA\_1B = 1 or SA\_1C = 1 or SA\_1D = 1), go to CI3.

Else, go to CI6.

DISPLAY:

Display in italics "Mark all that apply."

If SA\_1A = 1 or SA\_1B = 1 or SA\_1C = 1 or SA\_1D = 1, display CI2\_6 "injury from sexual intercourse, such as to vagina or anus". Else, do not display this response option.

If SA\_1A = 1 or SA\_1B = 1 or SA\_1C = 1 or SA\_1D = 1, display CI2\_7 "other internal injuries, such as internal bleeding or damage to internal organs". Else, do not display this response option.

PQID: CIR 31a, modified

SAS Variable: CI2\_1, CI2\_2, CI2\_3, CI2\_4, CI2\_5, CI2\_6, CI2\_7, CI2\_8

Tags: Change Request, Choose-all-that-apply Item

Notes: 1. IF CONDITION=2 THE RESPONSE OPTIONS SHOULD BE IN ALL CAPS (CAPITAL LETTERS)

2. CONDITION=2: How were you injured? Any other injury? (Mark all that apply.)

3. Updated routing to route to new question CI3

**Question ID: CI2a**

Were you injured in any of these other ways? (*Mark all that apply.*)

- 1 Bruising, swelling, welts, black eye
- 2 Bite mark or bite wound
- 3 Cuts or scratches
- 4 Sore muscles, sprains, strains, pulls
- 5 Burns
- 6 Nose bleed or bloody lip
- 7 Broken, chipped, or lost teeth
- 8 Other (specify) \_\_\_\_\_

ASK Description: Respondents who reported being injured during the incident and reported being injured in some other way.

ASK Specification: IF CI1 = 1 AND (CI2\_8 = 1 OR (CI2\_1 = -9 AND CI2\_2 = -9 AND CI2\_3 = -9 AND CI2\_4 = -9 AND CI2\_5 = -9 AND CI2\_6 = -9 AND CI2\_7 = -9 AND CI2\_8 = -9)).

PROGRAM: Display text box and allow 250 character text response.

DISPLAY: Display in italics "Mark all that apply."

PQID: CIR 31a, modified

SAS Variable: CI2a\_1, CI2a\_2, CI2a\_3, CI2a\_4, CI2a\_5, CI2a\_6, CI2a\_7, CI2a\_8, CI2a\_8\_Specify

Tags: Change Request, Choose-all-that-apply Item

Notes: ALL IN CI2a GO TO CI3



**Question ID: CI3**

Did you face any other physical consequences as a result of this victimization?

- 1 Yes (Specify) \_\_\_\_\_
- 2 No

ASK Description: Respondents who reported being injured during the incident and reported being injured in some other way.

ASK Specification: IF CI1 = 1 AND (CI2\_8 = 1 OR (CI2\_1 = -9 AND CI2\_2 = -9 AND CI2\_3 = -9 AND CI2\_4 = -9 AND CI2\_5 = -9 AND CI2\_6 = -9 AND CI2\_7 = -9 AND CI2\_8 = -9)).

PROGRAM: Display text box and allow 250 character text response.

ROUTING INSTRUCTIONS: If UT\_RESP\_GENDER = 2 and 12 <= UT\_AGE <= 55 and CI1 = 1 and (A3 = 1 or SA\_1A = 1 or SA\_1B = 1 or SA\_1C = 1 or SA\_1D = 1), go to CI3a. Else, go to CI6.

PQID: NEW

SAS Variable: CI3, CI3\_Specify

Tags: Change Request

Notes: new question

**Question ID: CI3a**

Were you pregnant at the time?

- 1 Yes
- 2 No

ASK Description: Female respondents between ages 12 and 55 who reported being attacked or unwanted sexual contact.

ASK Specification: IF UT\_RESP\_GENDER = 2 AND 12 <= UT\_AGE <= 55 and CI1 = 1 and (A3 = 1 or SA\_1A = 1 or SA\_1B = 1 or SA\_1C = 1 or SA\_1D = 1).

PQID: CIR40

SAS Variable: CI3a

Tags: Change Request

**Question ID: CI6**

Did you receive any care from a medical or dental professional as a result of {this/the} incident?

- |       |               |
|-------|---------------|
| 1 Yes | GO TO CI7     |
| 2 No  | GO TO CI_BOX1 |

ASK Description: Respondents who reported being injured during this incident.

ASK Specification: IF CI1 = 1.

DISPLAY: If more than 1 CIR, display "this". Else, display "the".

PQID: CIR 33a, modified

SAS Variable: CI6

Tags: Change Request

**Question ID: CI7**

Did you receive this care at the location where the incident happened, somewhere else, or both?

- |                                    |               |
|------------------------------------|---------------|
| 1 Only where the incident happened | GO TO CI_BOX1 |
| 2 Only somewhere else              | GO TO CI7a    |
| 3 Both                             | GO TO CI7a    |

ASK Description: Respondents who reported they received care from a medical or dental professional as a result of this incident.

ASK Specification: IF CI6 = 1.

PQID: CIR33b - modified

SAS Variable: CI7

**Question ID: CI7a**

Where did you receive this care? (*Mark all that apply.*)

- 1 AT YOUR HOME OR THE HOME OF A RELATIVE, FRIEND, OR NEIGHBOR
- 2 AT A HOSPITAL EMERGENCY ROOM (ER) OR AN EMERGENCY CLINIC
- 3 AT SOME OTHER KIND OF MEDICAL OR DENTAL PLACE
- 4 SOMEWHERE ELSE (specify) \_\_\_\_\_

ASK Description: Respondents who reported they received care from a medical or dental professional somewhere other than where the incident took place.

ASK Specification: IF CI7 = 2, 3.

PROGRAM: Display text box and allow 250 character text response.

ROUTING INSTRUCTIONS: If CI7aB = 1 or CI7aC = 1 or CI7aD = 1, go to CI8.

Else, go to CI\_BOX1.

DISPLAY: Display in italics "Mark all that apply."

PQID: CIR33b - modified

SAS Variable: CI7aA, CI7aB, CI7aC, CI7aD, CI7aD\_Specify

Tags: Choose-all-that-apply Item

**Question ID: CI8**

Did you stay overnight in the hospital?

- 1 Yes
- 2 No

ASK Description: Respondents who reported they received care for the incident at a hospital emergency room or clinic, or some other kind of medical/dental place, or somewhere else.

ASK Specification: IF CI7aB = 1 OR CI7aC = 1 OR CI7aD = 1.

PROGRAM: ROUTING INSTRUCTIONS: IF CI8 = 1, go to CI9.

Else, if CI6 = 1, go to CI10.

Else, go to CI\_BOX1.

PQID: CIR 34a

SAS Variable: CI8

**Question ID: CI9**

How many nights did you stay in the hospital?

1 |\_\_|\_\_| nights

ASK Description: Respondents who stayed overnight at the hospital.

ASK Specification: IF CI8 = 1.

PROGRAM: ROUTING INSTRUCTIONS: If CI6 = 1, go to CI10.  
Else, go to CI\_BOX1.

PQID: CIR 34b, modified

SAS Variable: CI9

**Question ID: CI10**

Have you had any out-of-pocket expenses for your medical or dental care that you do not expect to get paid back from insurance or some other source?

- |   |            |               |
|---|------------|---------------|
| 1 | Yes        | GO TO CI11    |
| 2 | No         | GO TO CI_BOX1 |
| 3 | Don't know | GO TO CI_BOX1 |

ASK Description: Respondents who received care for the incident and stayed at the hospital overnight.

ASK Specification: IF CI6 = 1 AND CI8 = 1.

PQID: NEW

SAS Variable: CI10

Tags: Change Request

Notes: Add a "don't know" option and IF CI10=3 (don't know) skip to NEXT MODULE.

**Question ID: CI11**

How much were these out-of-pocket expenses?

- 1 Less than \$100
- 2 \$100 to less than \$500
- 3 \$500 to less than \$1000
- 4 \$1000 to less than \$5000
- 5 \$5000 or more

ASK Description: Respondents who reported out of pocket expenses for this incident.

ASK Specification: IF CI10 = 1.

PQID: NEW

SAS Variable: CI11

Tags: Change Request

Notes: How much were these out-of-pocket expenses? (CONDITION=2: Would you say...)  
Reversed request change

**Box ID: CI\_BOX1**

If this incident involved theft or attempted theft of a motor vehicle, go to MV\_START.  
Else, if this incident involved a break-in or attempted break-in, go to BI\_START.  
Else, if this incident involved theft or attempted theft, go to T\_START.  
Else, if this incident did not involve theft or attempted theft of a motor vehicle but involved theft or attempted theft of motor vehicle parts or gas, go to MV\_START.  
Else, if this incident involved vandalized property, go to V\_START.

---

IF S\_MV = 1, GO TO MV\_START.  
ELSE, IF S\_BI = 1, GO TO BI\_START.  
ELSE, IF S\_T = 1 OR S\_AT = 1, GO TO T\_START.  
ELSE, IF S\_MV != 1 AND S\_MVP = 1, GO TO MV\_START.  
ELSE, IF S\_V = 1, GO TO V\_START.

Tags: Change Request

Notes: Change priority - BI higher priority vs MV

## What Happened: Module MV – Motor Vehicle Theft/Parts Theft/Attempted Theft

**Box ID: MV\_START**

Respondents with S\_MV = 1 or S\_MVP = 1 are asked this module.

If S\_MV = 1 and (S\_01B1 = 1 and S\_01B2 = 1), go to MV1a.

Else, if S\_MV = 1, go to MV2a.

Else, if S\_MVP = 1 and (S\_02A1 = 1 OR S\_02A2 = 1) and S\_02A3 = 1, go to MV1b.

Else, if S\_MVP = 1, go to MV2b.

Else, go to MV\_BOX1.

**Question ID: MV1a**

You said someone stole or tried to steal a vehicle or used it without permission during {this/the} incident{ in {MONTH}}. Did the offender(s) actually take the vehicle?

1 Yes

2 No

ASK Description: Respondents who reported someone stole or tried to steal a vehicle.

ASK Specification: IF S\_MV = 1 AND (S\_01B1 = 1 AND S\_01B2 = 1).

PROGRAM: ROUTING INSTRUCTIONS: If MV1a = -9, go to MV\_BOX1.

DISPLAY: If more than 1 CIR, display "this". Else, display "the".

If month was reported for the incident in the current loop, display { in {MONTH}}. For "MONTH", display Month of incident in current loop. Display format – January. Else, if month was not reported for the incident in the current loop, do not display.

PQID: NEW

SAS Variable: MV1a

Notes: removed setting flags

**Question ID: MV2a**

{You said someone {stole a vehicle or used it without permission/tried to steal a vehicle} during {this/the} incident{ in {MONTH}}.} Who did the vehicle belong to?

- 1 You
- 2 Someone else you live with
- 3 Both you and someone else you live with
- 4 Someone you don't live with
- 5 Other \_\_\_\_\_

ASK Description: Respondents who reported someone stole or tried to steal a vehicle.

ASK Specification: IF S\_MV = 1 OR MV1a = 1, 2.

PROGRAM: Display text box and allow 250 character text response.

ROUTING INSTRUCTIONS:

If S\_MVP = 2 and (S\_02A1 = 1 or S\_02A2 = 1) and S\_02A3 = 1, go to MV1b.

Else, if S\_MVP = 2, go to MV2b.

Else, if S\_MV = 1 and MV1a != 2, go to MV3.

Else, go to MV\_BOX1.

DISPLAY: If S\_01B1 != 1 OR S\_01B2 != 1, display "You said someone ... incident { in {MONTH}}." Else, do not display this text.

If S\_MV = 1, display "stole a vehicle or used it without permission".

Else, display "tried to steal a vehicle".

If more than 1 CIR, display "this". Else, display "the".

If month was reported for the incident in the current loop, display { in {MONTH}}. For "MONTH", display Month of incident in current loop. Display format – January. Else, if month was not reported for the incident in the current loop, do not display this text.

PQID: CIR 97a, modified

SAS Variable: MV2a, MV2a\_Specify

Tags: Change Request

Notes: 1. IF CONDITION=2 THE RESPONSE OPTIONS SHOULD BE IN ALL CAPS (CAPITAL LETTERS)

2. Response option wording would differ for condition 2 and 3...

CONDITION=3:

- 1 You
- 2 Someone else you live with
- 3 Both you and someone else you live with
- 4 Someone you don't live with
- 5 Other \_\_\_\_\_

CONDITION=2:

- 1 RESPONDENT
- 2 SOMEONE RESPONDENT LIVES WITH
- 3 BOTH RESPONDENT AND SOMEONE ELSE S/HE LIVES WITH
- 4 SOMEONE RESPONDENT DOESN'T LIVE WITH
- 5 OTHER \_\_\_\_\_

3. reversed change request

**Question ID: MV1b**

You said someone stole or tried to steal vehicle parts or gas during {this/the} incident{ in {MONTH}}. Did the offender(s) actually take any vehicle parts or gas?

- 1 Yes
- 2 No

ASK Description: Respondents who reported someone stole or tried to steal vehicle parts.

ASK Specification: IF S\_MVP = 1 AND (S\_02A1 = 1 OR S\_02A2 = 1) AND S\_02A3 = 1.

DISPLAY: If more than 1 CIR, display "this". Else, display "the".

If month was reported for the incident in the current loop, display { in {MONTH}}. For "MONTH", display Month of incident in current loop. Display format – January. Else, if month was not reported for the incident in the current loop, do not display.

PQID: NEW

SAS Variable: MV1b



**Question ID: MV2b**

{You said someone stole or tried to steal vehicle parts or gas during {this/the} incident{ in {MONTH}}}.} Who did the vehicle parts or gas belong to?

- 1 You
- 2 Someone else you live with
- 3 Both you and someone else you live with
- 4 Someone you don't live with
- 5 Other \_\_\_\_\_

ASK Description: Respondents who reported someone stole or tried to steal vehicle parts.

ASK Specification: IF S\_MVP = 1.

PROGRAM: Display text box and allow 250 character text response.

ROUTING INSTRUCTIONS:

If S\_MV = 1 and (MV1a = 1 or MV1a = NULL (was not asked)), go to MV3.

Else, go to MV\_BOX1.

DISPLAY: If (S\_02A1 != 1 AND S\_02A2 != 1) OR S\_02A3 != 1, display "You said someone ... incident {in {MONTH}}." Else, do not display this text.

If more than 1 CIR, display "this". Else, display "the".

If month was reported for the incident in the current loop, display { in {MONTH}}. For "MONTH", display Month of incident in current loop. Display format – January. Else, if month was not reported for the incident in the current loop, do not display.

PQID: CIR 97a, modified

SAS Variable: MV2b, MV2b\_Specify

Tags: Change Request

Notes: 1. IF CONDITION=2 THE RESPONSE OPTIONS SHOULD BE IN ALL CAPS (CAPITAL LETTERS)

2. Response option wording would differ for condition 2 and 3...

CONDITION=3:

- 1 You
- 2 Someone else you live with
- 3 Both you and someone else you live with
- 4 Someone you don't live with
- 5 Other \_\_\_\_\_

CONDITION=2:

- 1 RESPONDENT
- 2 SOMEONE RESPONDENT LIVES WITH
- 3 BOTH RESPONDENT AND SOMEONE ELSE S/HE LIVES WITH
- 4 SOMEONE RESPONDENT DOESN'T LIVE WITH
- 5 OTHER \_\_\_\_\_

3. reversed change request

**Question ID: MV3**

Did anyone ever tell the offender(s) they could use the vehicle?

- |       |               |
|-------|---------------|
| 1 Yes | GO TO MV4     |
| 2 No  | GO TO MV_BOX1 |

ASK Description: Respondents who reported someone stole or tried to steal a vehicle and did not report the vehicle was not actually stolen or refuse to report whether or not the vehicle was actually stolen.

ASK Specification: IF S\_MV = 1 AND MV1a != 2,-9.

PQID: CIR 98, modified

SAS Variable: MV3

**Question ID: MV4**

Did the offender(s) return the vehicle?

- 1 Yes
- 2 No

ASK Description: Respondents who reported anyone told the offender they could use the vehicle.

ASK Specification: IF MV3 = 1.

PROGRAM: ROUTING INSTRUCTIONS: If MV4 = 1 and S\_MV = 1 and S\_MVP != 1 and S\_T != 1 and S\_BI != 1 and S\_V != 1 and S\_A != 1 and S\_TA != 1 and S\_ATA != 1 and S\_SA != 1, go to NA\_BOX1.

Else, go to MV\_BOX1.

PQID: CIR 99, modified

SAS Variable: MV4

**Box ID: MV\_BOX1**

If this incident involved a break-in or attempted break-in and the break in module has not yet been completed, go to BI\_START.

Else, if this incident involved theft and the theft module has not yet been completed, go to T\_START.

Else, if this incident involved vandalized property, go to V\_START.

Else, go to LO\_INTRO.

---

IF S\_BI = 1 AND BI1a = NULL, GO TO BI\_START.  
 ELSE, IF S\_T = 1 AND T2a\_1 = NULL, GO TO T\_START.  
 ELSE, IF S\_V = 1, GO TO V\_START.  
 ELSE, GO TO LO\_INTRO.

## What Happened: Module B – Break-ins

**Box ID: BI\_START**

Respondents with S\_BI = 1 are asked this module.

**Question ID: BI1**

You said someone broke in or tried to break in during {this/the} incident{ in {MONTH}}. Did someone break in or try to break into any of the following during this incident? (*Mark all that apply.*)

- 1 Your home?
- 2 A garage, shed, or other detached building on your property?
- 3 A second home or vacation home?
- 4 A hotel or motel room where you or someone you live with was staying?
- 5 A car or motor vehicle?
- 6 Some other place? Specify:  
\_\_\_\_\_

ASK Description: Respondents who reported a break-in.

ASK Specification: IF S\_BI = 1.

PROGRAM: ROUTING INSTRUCTIONS: If BI1a = 1 OR BI1b = 1 OR BI1c = 1 OR BI1d = 1 OR BI1f = 1, go to BI2.

Else, go to BI\_BOX2.

DISPLAY: If more than 1 CIR, display "this". Else, display "the".

If month was reported for the incident in the current loop, display { in {MONTH}}. For "MONTH", display Month of incident in current loop. Display format – January. Else, if month was not reported for the incident in the current loop, do not display.

Display "Mark all that apply." in italics.

PQID: CIR10b, modified

SAS Variable: BI1a, BI1b, BI1c, BI1d, BI1e, BI1f, BI1f\_Specify

Tags: Change Request, Choose-all-that-apply Item

Notes: You said someone broke in or tried to break in during (IF MORE THAN ONE CIR: this/IF ONE CIR: the) incident (IF DATE PROVIDED: in (MONTH)). (CONDITION=2: Did someone break in or try to break into any of the following during this incident /CONDITION=3: During (IF MORE THAN ONE CIR: this/IF ONE CIR: the) incident did someone break in or try to break into...)?  
2. reversed change request

**Question ID: BI2**

{Excluding the motor vehicle, did/Did} the offender(s) actually get inside {any of these places}?

- 1 Yes
- 2 No

ASK Description: Respondents who reported a break-in of something other than a motor vehicle.

ASK Specification: IF BI1a = 1 OR BI1b = 1 OR BI1c = 1 OR BI1d = 1 OR BI1f = 1.

DISPLAY: If BI1e = 1 and (BI1a = 1 or BI1b = 1 or BI1c = 1 or BI1d = 1 or BI1f = 1), display "Excluding the motor vehicle, did". Else, display "Did".

If more than one BI1[a/b/c/d/f] = 1, display "any of these places". Else, do not display this text.

PQID: CIR12, modified

SAS Variable: BI2

**Question ID: BI3**

Were there any signs that the offender(s) got in or tried to get in by force? *Signs of force include things like broken locks or windows.*

- 1 Yes GO TO BI4
- 2 No GO TO BI\_BOX2

ASK Description: Respondents who reported a break-in of something other than a motor vehicle.

ASK Specification: IF BI1a = 1 OR BI1b = 1 OR BI1c = 1 OR BI1d = 1 OR BI1f = 1.

DISPLAY: Display in italics "Signs of force... locks or windows.".

PQID: CIR14, modified

SAS Variable: BI3

**Question ID: BI4**

What were these signs?{ Anything else?} (*Mark all that apply.*)

- 1 A window was damaged
- 2 A window screen was damaged or removed
- 3 A lock on a window was damaged or tampered with
- 4 There was some other damage to a window
- 5 A door was damaged
- 6 A screen door was damaged or removed
- 7 A lock or a door handle was damaged or tampered with
- 8 There was some other damage to a door
- 9 Something else \_\_\_\_\_

ASK Description: Respondents who reported a break-in with signs of force.

ASK Specification: IF BI3 = 1.

PROGRAM: Display text box and allow 250 character text response.

DISPLAY: Display in italics, "Mark all that apply."

If CONDITION = 2, display " Anything else?". Else do not display.

If CONDITION = 2, display response options in uppercase. Else, if CONDITION = 3, display in mixed case.

PQID: CIR15a, modified

SAS Variable: BI41, BI42, BI43, BI44, BI45, BI46, BI47, BI48, BI49, BI49\_Specify

Tags: Change Request, Choose-all-that-apply Item

Notes: 1. IF CONDITION=2 THE RESPONSE OPTIONS SHOULD BE IN ALL CAPS (CAPITAL LETTERS)

2. CONDITION=2: Anything else?

**Box ID: BI\_BOX2**

If this incident involved theft, go to T\_START.

Else, if this incident did not involve theft or attempted theft of a motor vehicle but involved theft or attempted theft of a motor vehicle parts or gas, go to MV\_START.

Else, if this incident involved vandalized property, go to V\_START.

Else, go to LO\_INTRO.

---

IF S\_T = 1, GO TO T\_START.

ELSE, IF S\_MV != 1 AND S\_MVP = 1, GO TO MV\_START.

ELSE, IF S\_V = 1, GO TO V\_START.

ELSE, GO TO LO\_INTRO.

## What Happened: Module T – Theft

**Box ID:** T\_START

Respondents with S\_T = 1 are asked this module.

Tags: Change Request

Notes: The Theft module should (as of 3/5/19) only be asked if S\_T=1 (not asked if S\_AT=1).

**Box ID:** T\_BOX1A

Go to T2a.

**Question ID: T2a**

You said someone stole something from you during {this/the} incident{ in {MONTH}}. What was stolen?{ Anything else?} (Mark all that apply.)

- 1 {CASH}
- 2 {CREDIT CARDS, A CHECK, OR BANK CARDS}
- 3 {A PURSE OR WALLET}
- 4 {A BACKPACK, BRIEFCASE, OR LUGGAGE}
- 5 {A CELL PHONE}
- 6 {A TABLET, A LAPTOP, OR OTHER PERSONAL ELECTRONICS}
- 7 {CLOTHING, FURS, OR SHOES}
- 8 {JEWELRY, A WATCH, OR KEYS}
- 9 {A TV, A COMPUTER, OR APPLIANCES}
- 10 {OTHER HOME FURNISHINGS, SUCH AS CHINA OR RUGS}
- 11 {A HANDGUN OR OTHER FIREARM}
- 12 {TOOLS, MACHINES, OR OFFICE EQUIPMENT}
- 13 {A BICYCLE OR BICYCLE PARTS}
- 14 {A GARDEN HOSE OR LAWN FURNITURE}
- 15 {TOYS, OR SPORTS AND RECREATION EQUIPMENT}
- 16 {SOMETHING YOU KEPT IN YOUR VEHICLE, SUCH AS A GPS DEVICE OR A PHONE CHARGER}
- 17 {A PACKAGE OR GROCERIES}
- 18 SOMETHING ELSE

ASK Description: Respondents who reported someone stole something.

ASK Specification: IF S\_T = 1.

PROGRAM: ROUTING INSTRUCTIONS:

If T2a\_18 = 1, go to T2b.

Else, if T2a\_1 = 1 or T2a\_3 = 1, go to T\_BOX3.

Else, go to T4.

DISPLAY: Display in italics, "Mark all that apply."

If more than 1 CIR, display "this". Else, display "the".

If month was reported for the incident in the current loop, display { in {MONTH}}. For "MONTH", display Month of incident in current loop. Display format – January. Else, if month was not reported for the incident in the current loop, do not display.

If CONDITION = 2, display " Anything else?". Else, do not display this text.

If CONDITION = 2, display response options in uppercase. Else, if CONDITION = 3, display in mixed case.

If S\_03A1 = 1 OR S\_03A5 = 1, display options 1-6. Else, do not display these response options.

If S\_03A2 = 1 OR S\_03A3 = 1, display options 7 and 8. Else, do not display these response options.

If S\_03A3 = 1, display options 9-12. Else, do not display these response options.

If S\_03A4 = 1 OR S\_03A6 = 1, display options 13-15. Else, do not display these response options.

If S\_03A5 = 1, display options 16 and 17. Else, do not display these response options.

PQID: CIR96a - modified

SAS Variable: T2a\_1, T2a\_2, T2a\_3, T2a\_4, T2a\_5, T2a\_6, T2a\_7, T2a\_8, T2a\_9, T2a\_10, T2a\_11, T2a\_12, T2a\_13, T2a\_14, T2a\_15, T2a\_16, T2a\_17, T2a\_18

Tags: Change Request, Choose-all-that-apply Item

Notes: 1. IF CONDITION=2 THE RESPONSE OPTIONS SHOULD BE IN ALL CAPS (CAPITAL LETTERS)

2. NEW:CONDITION=2: Anything else?

3. The Theft module should (as of 3/5/19) only be asked if S\_T=1 (not asked if S\_AT=1).



**Question ID: T2b**

{ INSTRUCTION ONLY: INTERVIEWER CODE THE APPROPRIATE CATEGORIES}/You said someone stole or tried to steal something else from you during {this/the} incident{ in {MONTH}}. What was stolen? (Mark all that apply.)

- 1 {CASH}
- 2 {CREDIT CARDS, CHECK, BANK CARDS}
- 3 {PURSE/WALLET}
- 4 {BACKPACK, BRIEFCASE, LUGGAGE}
- 5 {CELL PHONE}
- 6 {OTHER PERSONAL AND PORTABLE ELECTRONICS}
- 7 {CLOTHING, FURS, SHOES}
- 8 {JEWELRY, WATCH, KEYS}
- 9 {TV, COMPUTER, APPLIANCES}
- 10 {OTHER HOME FURNISHINGS (SILVER, CHINA, ART OBJECTS, FURNITURE, RUGS, ETC.)}
- 11 {HANDGUN OR OTHER FIREARM}
- 12 {TOOLS, MACHINES, OFFICE EQUIPMENT}
- 13 {BICYCLE OR PARTS}
- 14 {GARDEN HOSE OR LAWN FURNITURE}
- 15 {TOYS, SPORTS, RECREATION EQUIPMENT}
- 16 {UNATTACHED MOTOR VEHICLE ACCESSORIES (GPS DEVICE, PHONE CHARGERS, ETC.)}
- 17 {A PACKAGE OR GROCERIES}
- 18 SOMETHING ELSE Specify: \_\_\_\_\_

ASK Description: Respondents who reported someone stole something else.

ASK Specification: IF T2a\_18 = 1.

PROGRAM: Display text box and allow 250 character text response.

ROUTING INSTRUCTIONS: If T2a\_1 = 1 or T2a\_3 = 1 or T2b\_1 = 1 or T2b\_3 = 1, go to T\_BOX3.

Else, go to T4.

DISPLAY: If condition 2, display "INSTRUCTION ONLY: INTERVIEWER CODE THE APPROPRIATE CATEGORIES." If condition 3, display "You said someone stole or tried to steal something else from you during {this/the} incident{ in {MONTH}}. What was stolen?"

Display in italics, "Mark all that apply."

If more than 1 CIR, display "this". Else, display "the".

If month was reported for the incident in the current loop, display { in {MONTH}}. For "MONTH", display Month of incident in current loop. Display format – January of 2018. Else, if month was not reported for the incident in the current loop, do not display.

If S\_03A1 !=1 AND S\_01E !=1 AND S02E !=1, display options 1-6. Else, do not display.

If S\_03A2 !=1, display options 7 and 8. Else, do not display.

If S\_03A3 !=1, display options 9-12. Else, do not display.

If S\_03A4 !=1 AND S\_03A6 !=1, display options 13-15. Else, do not display.

If S\_03A5 !=1 AND S\_01E !=1 AND S02E !=1, display options 16 and 17. Else, do not display.

If CONDITION = 2, display response options in uppercase. Else, if CONDITION = 3, display in mixed case.

PQID: CIR96a, modified

SAS Variable: T2b\_1, T2b\_2, T2b\_3, T2b\_4, T2b\_5, T2b\_6, T2b\_7, T2b\_8, T2b\_9, T2b\_10, T2b\_11, T2b\_12, T2b\_13, T2b\_14, T2b\_15, T2b\_16, T2b\_17, T2b\_18, T2b\_18\_SPECIFY

Tags: Change Request, Choose-all-that-apply Item

Notes: IF CONDITION=2 THE RESPONSE OPTIONS SHOULD BE IN ALL CAPS (CAPITAL LETTERS)

**Box ID: T\_BOX3**

If respondent is less than 18 years old, go to T3a.

If respondent is 18 years old or older, go to T3b.

---

If UT\_AGE < 18, go to T3a.

If UT\_AGE >= 18, go to T3b.

Notes: added to split original T3 by age group

**Question ID: T3a**

How much cash was taken? {READ RESPONSES UNTIL R SAYS YES.}

- |   |                                  |          |
|---|----------------------------------|----------|
| 1 | Less than 10 dollars             | GO TO T4 |
| 2 | \$10 or more, but less than \$20 | GO TO T4 |
| 3 | \$20 or more, but less than \$30 | GO TO T4 |
| 4 | \$30 or more, but less than \$50 | GO TO T4 |
| 5 | \$50 or more                     | GO TO T4 |

ASK Description: Respondents who are less than 18 years old and reported cash or a wallet/purse was stolen.

ASK Specification: IF UT\_AGE < 18 and (T2a\_1 = 1 OR T2a\_3 = 1 OR T2b\_1 = 1 OR T2b\_3 = 1).

DISPLAY: If CONDITION = 2, display "READ RESPONSES UNTIL R SAYS YES.". Else, do not display this text.

PQID: CIR96e

SAS Variable: T3a

Tags: Change Request

Notes: How much cash was taken? (CONDITION=2: READ RESPONSES UNTIL R SAYS YES.) updated to split original T3 by age group

**Question ID: T3b**

How much cash was taken? {READ RESPONSES UNTIL R SAYS YES.}

- 1 Less than 10 dollars
- 2 \$10 or more, but less than \$50
- 3 \$50 or more, but less than \$200
- 4 \$200 or more, but less than \$500
- 5 \$500 or more, but less than \$1,000
- 6 \$1,000 or more

ASK Description: Respondents who are 18 years old or older and reported cash or a wallet/purse was stolen.

ASK Specification: IF UT\_AGE >= 18 and (T2a\_1 = 1 OR T2a\_3 = 1 OR T2b\_1 = 1 OR T2b\_3 = 1).

DISPLAY: If CONDITION = 2, display "READ RESPONSES UNTIL R SAYS YES.". Else, do not display this text.

PQID: CIR96e

SAS Variable: T3b

Tags: Change Request

Notes: How much cash was taken? (CONDITION=2: READ RESPONSES UNTIL R SAYS YES.) updated to split original T3 by age group

**Question ID: T4**

Who did the stolen property or money belong to?

- 1 {RESPONDENT/You}
- 2 {SOMEONE RESPONDENT LIVES WITH/Someone else you live with}
- 3 {BOTH RESPONDENT AND SOMEONE ELSE S/HE LIVES WITH/Both you and someone else you live with}
- 4 {SOMEONE RESPONDENT DOESN'T LIVE WITH/Someone you don't live with}
- 5 {OTHER/OTHER Specify: \_\_\_\_\_}

ASK Description: Respondents who reported someone stole or tried to steal something.

ASK Specification: IF S\_T = 1 or S\_AT = 1.

PROGRAM: Display text box and allow 250 character text response.

ROUTING INSTRUCTIONS: If T4 = 4 and S\_SA != 1 and S\_A != 1 and S\_MV != 1 and S\_MVP != 1 and S\_TA != 1 and S\_ATA != 1 and S\_V != 1 and S\_BI != 1, go to NA\_BOX1.

Else, if T4 != 4 and (T2a\_1 = 1 or T2a\_3 = 1 or T2a\_5 = 1 or T2b\_1 = 1 or T2b\_3 = 1 or T2b\_5 = 1), go to T5.

Else, if T4 != 4, go to T6.

Else, go to T\_BOX2.

DISPLAY: If CONDITION = 2, display in response option 1 "RESPONDENT"; in response option 2 "SOMEONE RESPONDENT LIVES WITH"; in response option 3 "BOTH RESPONDENT AND SOMEONE ELSE S/HE LIVES WITH"; in response option 4 "SOMEONE RESPONDENT DOSEN'T LIVE WITH"; in response option 5 "OTHER".

If CONDITION = 3, display in response option 1 "You "; in response option 2 "Someone else you live with"; in response option 3 "Both you and someone else you live with"; in response option 4 "Someone you don't live with"; in response option 5 "OTHER Specify: \_\_\_\_\_".

If CONDITION = 2, display response options in uppercase. Else, if CONDITION = 3, display in mixed case.

PQID: CIR97a, modified

SAS Variable: T4, T4\_Specify

Tags: Change Request

Notes: 1. IF CONDITION=2 THE RESPONSE OPTIONS SHOULD BE IN ALL CAPS (CAPITAL LETTERS)

2. Response options for Condition 2 different than condition 3...

CONDITION=3:

- 1 You
- 2 Someone else you live with
- 3 Both you and someone else you live with
- 4 Someone you don't live with
- 5 Other \_\_\_\_\_

CONDITION=2:

- 1 RESPONDENT
- 2 SOMEONE RESPONDENT LIVES WITH
- 3 BOTH RESPONDENT AND SOMEONE ELSE S/HE LIVES WITH
- 4 SOMEONE RESPONDENT DOESN'T LIVE WITH
- 5 OTHER \_\_\_\_\_

**Question ID: T5**

Was the {cash} {or} {purse or wallet} {or} {cell phone} on your person, such as in a pocket or being held?

- 1 Yes
- 2 No

ASK Description: Respondents who reported cash, a purse or wallet, or cell phone stolen.

ASK Specification: IF T4 != 4 AND (T2a\_1 = 1 OR T2a\_3 = 1 OR T2a\_5 = 1 or T2b\_1 = 1 or T2b\_3 = 1 or T2b\_5 = 1).

DISPLAY: If T2a\_1 = 1 or T2b\_1 = 1, display "cash". Else, do not display this text.

If T2a\_3 = 1 or T2b\_3 = 1, display "purse or wallet". Else, do not display this text.

If T2a\_5 = 1 or T2b\_5 = 1, "cell phone". Else, do not display this text.

Display "or" between fills if more than one is displayed.

PQID: CIR102a, modified

SAS Variable: T5

**Question ID: T6**

Was there anything {else} the offender(s) took directly from you, such as from your pocket or hands, or something that you were wearing?

- 1 Yes
- 2 No

ASK Description: Respondents who reported someone stole something or tried to steal something that does belong the respondent or someone the respondent lives with.

ASK Specification: IF (S\_T = 1 AND S\_AT = 1) AND T4 != 4.

DISPLAY: If T2a\_1 = 1 OR T2a\_3 = 1 OR T2a\_5 = 1 or T2b\_1 = 1 or T2b\_3 = 1 or T2b\_5 = 1, display "else". Else, do not display this text.

PQID: CIR102b, modified

SAS Variable: T6

**Box ID: T\_BOX2**

If this incident did not involve theft or attempted theft of a motor vehicle but involved theft or attempted theft of a motor vehicle parts or gas, go to MV\_START.  
 Else, if this incident involved vandalized property, go to V\_START.  
 Else, go to LO\_INTRO.

---

IF S\_MV != 1 AND S\_MVP = 1, GO TO MV\_START.  
 ELSE, IF S\_V = 1, GO TO V\_START.  
 ELSE, GO TO LO\_INTRO.

## What Happened: Module V – Vandalism

**Box ID: V\_START**

Respondents with S\_V = 1 (but no other screener flags = 1) are asked this module.

ROUTING INSTRUCTIONS: If S\_V = 1 and S\_A != 1 and S\_TA != 1 and S\_T != 1 and S\_BI != 1 and S\_SA != 1 and S\_MV != 1 and S\_MVP != 1 AND S\_05A1 = 1, go to V1.

Else, if S\_V = 1 and S\_A != 1 and S\_TA != 1 and S\_T != 1 and S\_BI != 1 and S\_SA != 1 and S\_MV != 1 and S\_MVP != 1 AND SOLO\_HHM != 1, go to V3.

Else, go to LO\_INTRO.

Tags: Change Request

Notes: NEW ROUTING INTO THIS MODULE:

If S\_V=1 and S\_A!=1 and S\_TA!=1 and S\_T!=1 and S\_BI!=1 and S\_SA!=1 and S\_MV!=1 and S\_MVP!=1 then do:

    if S\_05A1=1 go to V1

    else If SOLO\_HHM != 1 go to V3

Else go to LO\_INTRO



**Question ID: V1**

You said someone damaged or destroyed your property during {this/the} incident{ in {MONTH}}. What kind of property did the offender damage or destroy?{ Anything else?}(Mark all that apply.)

- 1 A vehicle (including parts)
- 2 Something inside your home or apartment
- 3 A mailbox
- 4 Something outside of your home or apartment, such as doors, windows, or walls
- 5 Fences, walls, gates or items in a garden
- 6 A garage, shed, greenhouse or other structure on your property
- 7 An animal such as a pet or livestock
- 8 Other \_\_\_\_\_

ASK Description: Respondents who reported their property was damaged or destroyed and did not report any other incident type.

ASK Specification: IF S\_V = 1 and S\_A != 1 and S\_TA != 1 and S\_T != 1 and S\_BI != 1 and S\_SA != 1 and S\_MV != 1 and S\_MVP != 1 AND S\_05A1 = 1.

PROGRAM: Display text box and allow 250 character text response.

DISPLAY: Display in italics "Mark all that apply."

If more than 1 CIR, display "this". Else, display "the".

If month was reported for the incident in the current loop, display { in {MONTH}}. For "MONTH", display Month of incident in current loop. Display format – January. Else, if month was not reported for the incident in the current loop, do not display.

If CONDITION = 2, display " Anything else?". Else, do not display this text.

If CONDITION = 2, display response options in uppercase. Else, if CONDITION = 3, display in mixed case.

PQID: 2009 Supplement, 61a

SAS Variable: V1\_1, V1\_2, V1\_3, V1\_4, V1\_5, V1\_6, V1\_7, V1\_8, V1\_8\_Specify

Tags: Change Request, Choose-all-that-apply Item

Notes: 1. IF CONDITION=2 THE RESPONSE OPTIONS SHOULD BE IN ALL CAPS (CAPITAL LETTERS)

2. CONDITION=2: Anything else?

You said someone damaged or destroyed your property during (IF MORE THAN ONE CIR: this/IF ONE CIR: the) incident (IF DATE PROVIDED: in (MONTH)). What kind of property did the offender damage or destroy? (CONDITION=2: Anything else?) (Mark all that apply.)

**Question ID: V2**

What kind of damage did the offender do? (*Mark all that apply.*)

- 1 Broke glass, such as a window or mirror
- 2 Defaced something, such as painting graffiti, or keyed a car
- 3 Burned something
- 4 Drove into or ran over something with a vehicle
- 5 Broke or destroyed something else
- 6 {Injured or killed animals}
- 7 Other \_\_\_\_\_

ASK Description: Respondents who reported their property was damaged or destroyed and did not report any other incident type.

ASK Specification: IF S\_V = 1 and S\_A != 1 and S\_TA != 1 and S\_T != 1 and S\_BI != 1 and S\_SA != 1 and S\_MV != 1 and S\_MVP != 1 AND S\_05A1 = 1.

PROGRAM: Display text box and allow 250 character text response.

DISPLAY: Display "Mark all that apply." in italics.

If V1\_7 = 1, display "Injured or killed animals". Else, do not display this response option.

If CONDITION = 2, display response options in uppercase. Else, if CONDITION = 3, display in mixed case.

PQID: 2009 SUPPLEMENT, 62A

SAS Variable: V2\_1, V2\_2, V2\_3, V2\_4, V2\_5, V2\_6, V2\_7, V2\_7\_Specify

Tags: Change Request, Choose-all-that-apply Item

Notes: 1. IF CONDITION=2 THE RESPONSE OPTIONS SHOULD BE IN ALL CAPS (CAPITAL LETTERS)

2. new wording – replaced "keying" with "or keyed" and deleted ", or dirtying something"

**Question ID: V3**

{You said someone injured or killed an animal during {this/the} incident{ in {MONTH}}}.} Did the offender attack or threaten anyone (else) who was living with you during {this/the} incident?

- 1 Yes
- 2 No

ASK Description: Respondents who reported their property was damaged or destroyed or someone injured or killed an animal and did not report any other incident type and is not in a single person household.

ASK Specification: IF S\_V = 1 and S\_A != 1 and S\_TA != 1 and S\_T != 1 and S\_BI != 1 and S\_SA != 1 and S\_MV != 1 and S\_MVP != 1 AND S\_05A1 != 1 AND SOLO\_HHM != 1.

DISPLAY: If S\_05A2 = 1 and V1 = -9 and V2 = -9, display "You said someone...{ in {MONTH}}". Else, do not display this text.

If more than 1 CIR, display "this". Else, display "the".

If month was reported for the incident in the current loop, display { in {MONTH}}. For "MONTH", display Month of incident in current loop. Display format – January. Else, if month was not reported for the incident in the current loop, do not display.

PQID: 2009 Supplement, 64a, modified

SAS Variable: V3

Tags: Change Request

Notes: ask update only based on new routing

**Question ID: V4**

Did the offender steal or try to steal something that belonged to anyone (else) who lived with you during {this/the} incident?

- 1 Yes
- 2 No

ASK Description: Respondents who reported their property was damaged or destroyed or someone injured or killed an animal and did not report any other incident type and is not in a single person household.

ASK Specification: IF S\_V = 1 and S\_A != 1 and S\_TA != 1 and S\_T != 1 and S\_BI != 1 and S\_SA != 1 and S\_MV != 1 and S\_MVP != 1 AND S\_05A1 != 1 AND SOLO\_HHM != 1.

DISPLAY: If more than 1 CIR, display "this". Else, display "the".

PQID: 2009 Supplement, 64a, modified

SAS Variable: V4

Notes: ask update only based on new routing

## Location Series

### Question ID: LO\_INTRO

The next questions ask about when and where {this/the} incident{ in {MONTH}} took place.

ASK Description: Respondents who reported an incident.

ASK Specification: IF S\_MV = 1 or S\_MVP = 1 or S\_T = 1 or S\_BI = 1 or S\_V = 1 or S\_A = 1 or S\_TA = 1 or S\_ATA = 1 or S\_SA = 1.

DISPLAY: If more than 1 CIR, display "this". Else, display "the".

If month was reported for the incident in the current loop, display { in {MONTH}}. For "MONTH", display Month of incident in current loop. Display format – January. Else, do not display this text.

Tags: Change Request

Notes: added "when and"

### Question ID: LO\_T

About what time did the incident happen?

- 1 After 6am - 12 noon
- 2 After 12 noon - 3pm
- 3 After 3pm - 6pm
- 4 After 6pm - 9pm
- 5 After 9pm - midnight
- 6 After 12 midnight - 6am
- 7 During the day, but don't know what time
- 8 During the night, but don't know what time
- 9 Don't know whether day or night

ASK Description: Respondents who reported an incident.

ASK Specification: IF S\_MV = 1 or S\_MVP = 1 or S\_T = 1 or S\_BI = 1 or S\_V = 1 or S\_A = 1 or S\_TA = 1 or S\_ATA = 1 or S\_SA = 1.

PQID: NEW

SAS Variable: LO\_T

Tags: Change Request

Notes: New question

**Box ID: LO\_BOX1**

Respondents who have lived at their current address less than 6 months, at least 6 months, but less than 1 year, or did not report how long they have lived at their current address, go to CIR1A.

Else, go to LO\_BOX2.

---

If PC2 = 1, 2, -9 or PC1\_YEARS < 1, go to CIR1A.

Else, go to LO\_BOX2.

**Question ID: CIR1A**

Did this incident happen while you were living at your current address, or before you moved to this address?

- 1 While living at current address
- 2 Before moving to this address

ASK Description: Respondents who have lived at their current address less 6 months, at least 6 months, but less than 1 year, or did not report how long they have lived at their current address.

ASK Specification: IF PC2 = 1, 2, -9 or PC1\_YEARS < 1.

SAS Variable: CIR1A

**Box ID: LO\_BOX2**

Respondents who reported a break in at a second home, a hotel or motel room, or some other place, go to LO\_BOX4.

Else, respondents who reported someone broke into or vandalized their vehicle, go to LO\_1.

Else, go to LO\_BOX3.

---

If BI1c = 1 or BI1d = 1 or BI1f = 1, go to LO\_BOX4.

Else, if BI1e = 1 or V1\_1 = 1 or S\_MV = 1 or S\_MVP = 1, go to LO\_1.

Else, go to LO\_BOX3.

**Question ID: LO\_1**

Where was the vehicle when this happened? { (READ UNTIL RESPONDENT PICKS ONE)}

- 1 On your property, such as your driveway or garage
- 2 {In your building's garage or parking lot}
- 3 In some other garage or parking lot
- 4 On the street near where you live
- 5 On the street but not near where you live
- 6 Somewhere else

ASK Description: Respondents who reported someone broke into or vandalized their vehicle.

ASK Specification: IF BI1e = 1 OR V1\_1 = 1 OR S\_MV = 1 OR S\_MVP = 1.

DISPLAY: If PC3a = 1, display response option 2 "In your building's garage or parking lot". Else, do not display.

If CONDITION = 2, display " (READ UNTIL RESPONDENT PICKS ONE)". Else, do not display.

PQID: NEW

SAS Variable: LO\_1

Tags: Change Request

Notes: Where was the vehicle when this happened? [ CONDITION=2: (READ UNTIL RESPONDENT PICKS ONE) ]

**Box ID: LO\_BOX3**

If (LO\_1 = 1, 2, 4 and CIR1A = 2) or LO\_1 = 3, 5, 6, go to LO\_BOX4.

Else, if LO\_1 = 1, 2, 4, go to PR\_INTRO.

Else, if S\_MV != 1 and S\_MVP != 1 and (S\_T = 1 or S\_BI = 1 or S\_V = 1 or S\_A = 1 or S\_TA = 1 or S\_ATA = 1 or S\_SA = 1), go to LO\_3.

Else, go to PR\_INTRO.

**Question ID: LO\_3**

Where did {this/the} incident happen?

- 1 Inside your home
- 2 {In a common area where you live, such as a stairwell, hallway, or storage area}
- 3 On your porch, lawn, garage, or other part of {your/your building's} property
- 4 Inside somewhere else where you were staying overnight or longer
- 5 {At your place of work}
- 6 {At school, on school property, or on a school bus}
- 7 {In a campus building such as a classroom or a lab}
- 8 Somewhere else

ASK Description: Respondents whose incident does not involve theft of a motor vehicle or theft of motor vehicle parts.

ASK Specification: IF S\_MV != 1 AND S\_MVP != 1 AND (S\_T = 1 or S\_BI = 1 or S\_V = 1 or S\_A = 1 or S\_TA = 1 or S\_ATA = 1 or S\_SA = 1).

DISPLAY: If more than 1 CIR, display "this". Else, display "the".

If PC3a = 1, display response option 2. Else, do not display.

If PC3a = 1, display "your building's" in response option 3. Else, display "your".

If UT\_AGE >= 16, display response option 5. Else, do not display.

If UT\_AGE <= 18 and RSTUDENT = 1, display response option 6. Else, do not display.

If CSTUDENT = 1, display response option 7. Else, do not display.

PQID: CIR10a modified

SAS Variable: LO\_3

Tags: Change Request

Notes: If CONDITION = 2, display response options in uppercase. Else, display in mixed case. Change filter to "IF AGE<=18 and H17=0". Response category should read "at school, on school property, or on a school bus". Per PG 1/24, replace H17 = 0 with RSTUDENT = 1.

If CONDITION = 2, display response options in uppercase. Else, display in mixed case.

**Box ID: LO\_BOX4**

If LO\_3 = 1, 2, 3 and CIR1A = 2, go to LO1\_1.

Else, if LO\_3 = 1, 2, 3 and CSTUDENT = 1, go to LO\_5a.

Else, if LO\_3 = 1, 2, 3, go to PR\_INTRO.

Else, go to LO1\_1.

Tags: Change Request

**Question ID: LO1\_1**

Did this happen in the city, town or village where you live (now)?

- 1 Yes
- 2 No

ASK Description: Respondents who reported this incident occurred outside of their home or vehicle.

ASK Specification: If (LO\_3 = 1, 2, 3 and CIR1A = 2) OR LO\_3 != 1, 2, 3.

PQID: CIR7a, modified

SAS Variable: LO1\_1

**Box ID: LO\_BOX5**

If LO1\_1 = 1 and LO\_1 = 1, 2, 3, 4 and CSTUDENT = 1, go to LO\_5a.  
 Else, if LO1\_1 = 1 and (LO\_1 = 1, 2, 3, 4 or LO\_3 = 1, 2, 3, 5), go to LO8.  
 Else, if LO1\_1 = 1 and LO\_3 = 6, go to LO\_BOX7.  
 Else, if LO1\_1 = 1 and LO\_3 = 4, 8, go to LO2.  
 Else, if LO1\_1 = 1 and LO\_3 = 7, go to LO\_5a.  
 Else, go to LO1\_1a.

Tags: Change Request

Notes: if Loc1/LO1\_1=1 then do as follows:

    If L1/LO\_1 is code 1, 2, 3, or 4 and PC8=1, then go to Loc5/LO\_5  
     Else If L1/LO\_1 is code 1,2, 3 or 4 or L3/LO\_3 is code 1, 2, 3 or 5, go to Loc8/LO8  
     Else If L3/LO\_3=6 go to Loc3/LO3  
     Else if L3/LO\_3=5 go to Loc3/LO3  
 /\* New logic added \*/ Else if L3/LO\_3=4 go to Loc2/LO2  
 /\* New logic added \*/ Else if L3/LO\_3=7 go to Loc5a/L5  
 /\* New logic added \*/ Else if L3/LO\_3=8 go to Loc2/LO2  
 Otherwise, continue to Loc1a/LO\_1a.

**Question ID: LO1\_1a**

Did this happen in the U.S. or in another country?

- |                      |                |
|----------------------|----------------|
| 1 In the U.S.        | GO TO LO1_1b   |
| 2 In another country | GO TO PR_INTRO |

ASK Description: Respondents who reported this incident did not happen in their home town.

ASK Specification: IF LO1\_1 != 1.

PQID: CIR7a, modified

SAS Variable: LO1\_1a



**Question ID: LO1\_1b**

Did this happen on an American Indian Reservation or on American Indian Lands?

- 1 Yes
- 2 No

ASK Description: Respondents who reported the incident occurred within the U.S.

ASK Specification: IF LO1\_1a = 1.

PQID: CIR9

SAS Variable: LO1\_1b

**Box ID: LO\_BOX6**

If LO\_1 = 1, 2, 3, 4 and CSTUDENT = 1, go to LO\_5a.  
Else, if LO\_1 = 1, 2, 3, 4 or LO\_3 = 1, 2, 3, 5, go to LO8.  
Else, if LO\_3 = 6, go to LO3.  
Else, go to LO2.

Tags: Change Request

**Question ID: LO2**

Which of the following BEST describes where this happened . . . { READ UNTIL RESPONDENT PICKS ONE.}

- 1 At, in, or near someone else's home
- 2 At a business, such as a store, restaurant, bar, or office building
- 3 At a public building, such as a hospital or library
- 4 In a parking lot or garage
- 5 In an open area, on the street, or on public transportation
- 6 Or somewhere else? (specify) \_\_\_\_\_

ASK Description: Respondents who reported this incident did not happen at home or at school.

ASK Specification: IF LO\_1 != 1, 2, 3, 4 AND LO\_3 != 1, 2, 3, 5, 6.

PROGRAM: Display text box and allow 250 character text response.

ROUTING INSTRUCTIONS: If LO2 = 2, go to LO2e.

Else, if (12 <= UT\_AGE = 18 or CSTUDENT = 1) and LO\_3 != 6, 7, go to LO\_4.

Else, go to LO\_BOX7.

DISPLAY: If CONDITION = 2, display " READ UNTIL RESPONDENT PICKS ONE". Else, do not display.

PQID: CIR10a, modified

SAS Variable: LO2, LO2\_SPECIFY

Tags: Change Request

Notes: Which of the following BEST describes where this happened . . . (CONDITION=2: READ UNTIL RESPONDENT PICKS ONE.)

**Question ID: LO\_4**

Did {this/the} incident occur when you were on the way to or from school?

- |       |           |
|-------|-----------|
| 1 Yes | GO TO LO8 |
| 2 No  | GO TO LO8 |

ASK Description: Respondents who are aged 12 to 18 or are a student and reported this incident did not happen at school or on campus.

ASK Specification: IF LO\_1 != 1, 2, 3, 4 AND LO\_3 != 1, 2, 3, 5, 6, 7 AND (12 <= UT\_AGE = 18 OR CSTUDENT = 1).

DISPLAY: If more than 1 CIR, display "this". Else, display "the".

PQID: CIR135a, modified

SAS Variable: LO\_4

**Question ID: LO\_2e**

At what type of a business did {this/the} incident happen?

- |   |                              |           |
|---|------------------------------|-----------|
| 1 | A restaurant, bar, nightclub | GO TO L08 |
| 2 | A bank                       | GO TO L08 |
| 3 | A gas station                | GO TO L08 |
| 4 | A store or shopping mall     | GO TO L08 |
| 5 | An office                    | GO TO L08 |
| 6 | A factory or warehouse       | GO TO L08 |
| 7 | Other (specify) _____        | GO TO L08 |

ASK Description: Respondents who reported this incident happened at a business.

ASK Specification: IF LO2 = 2.

PROGRAM: Display text box and allow 250 character text response.

DISPLAY: If more than 1 CIR, display "this". Else, display "the".

If CONDITION = 2, display response options in uppercase. Else, if CONDITION = 3, display in mixed case.

PQID: CIR10e, modified

SAS Variable: LO\_2e, LO\_2e\_SPECIFY

Tags: Change Request

Notes: IF CONDITION=2 THE RESPONSE OPTIONS SHOULD BE IN ALL CAPS (CAPITAL LETTERS)

**Box ID: LO\_BOX7**

If LO\_3 = 6 and S\_MV != 1, go to LO3.  
Else, go to L08.

**Question ID: LO3**

You said this happened at school. Did this happen inside a school building or somewhere else on school property (school parking area, play area, school bus, etc)?

- |   |  |           |
|---|--|-----------|
| 1 | Inside a school building   | GO TO LO4 |
| 2 | On school property outside the school building<br>(school parking area, play area, school bus, etc.) | GO TO LO8 |
| 3 | Other (specify) _____  | GO TO LO8 |

ASK Description: Respondents who reported this incident happened at school and did not involve a motor vehicle theft.

ASK Specification: IF S\_MV != 1 AND LO\_3 = 6.

PROGRAM: Display text box and allow 250 character text response.

PQID: CIR 10g, modified

SAS Variable: LO3, LO3\_SPECIFY

**Question ID: LO4**

Was it your school?

- |   |     |           |
|---|-----|-----------|
| 1 | Yes | GO TO LO8 |
| 2 | No  | GO TO LO8 |

ASK Description: Respondents who reported the incident occurred inside a school building.

ASK Specification: IF LO3 = 1.

PQID: CIR17a

SAS Variable: LO4

**Question ID: LO\_5a**

Did this happen on a college or university campus?

- 1 Yes
- 2 No

ASK Description: Respondents who are students and reported their vehicle was broken into or vandalized on their property, in their building's garage or parking lot, in some other garage or parking lot, or on the street where they live or reported the incident occurred in their home, in a common area, or on their property.

ASK Specification: IF CSTUDENT = 1 AND (LO\_1 = 1, 2, 3, 4 OR LO\_3 = 1, 2, 3).

PROGRAM: ROUTING INSTRUCTIONS: If LO\_5a = 1, go to LO\_5.  
 Else, if (LO\_3 = 1, 2, 3 and CIR1A = 2) or LO\_3 != 1, 2, 3, go to LO8.  
 Else, go to PR\_BOX1.

PQID: NEW

SAS Variable: LO\_5a

Tags: Change Request

Notes: new question

**Question ID: LO\_5**

Where did this happen?

- 1 In or on the property of a residence hall or dorm
- 2 In or on the property of a fraternity or sorority house
- 3 In or on the property of other residential housing around the university
- 4 Somewhere else on campus

ASK Description: Respondents who reported this incident occurred on a college or university campus.

ASK Specification: IF CSTUDENT = 1 AND (LO\_1 = 1, 2, 3, 4 OR LO\_3 = 1, 2, 3) AND LO\_5a = 1.

SAS Variable: LO\_5

Tags: Change Request

Notes: Add response option 4: Somewhere else on campus and remove "university" from option 1...

**Question ID: LO8**

How far from your home was it . . .

- 1 A mile or less
- 2 More than a mile up to five miles
- 3 More than 5 miles up to fifty miles
- 4 More than 50 miles

ASK Description: Respondents who reported this incident occurred outside of their home or vehicle.

ASK Specification: IF (LO\_3 = 1, 2, 3 and CIR1A = 2) OR LO\_3 != 1, 2, 3.

PQID: CIR19, modified

SAS Variable: LO8

## Presence Series

**Box ID: PR\_BOX1**

Respondents who reported an incident that involved unwanted sexual contact or an attack of any kind, go to VO\_INTRO.  
Else, go to PR\_INTRO.

---

If S\_SA = 1 or S\_A = 1 or S\_AT = 1 or S\_ATA = 1, go to VO\_INTRO.  
Else, go to PR\_INTRO.

**Question ID: PR\_INTRO**

The next questions ask about who was there when {this/the} incident{ in {MONTH}} took place.

ASK Description: Respondents who did not report an incident that involved unwanted sexual contact or an attack of any kind.

ASK Specification: IF S\_SA != 1 AND S\_A != 1 AND S\_AT != 1 AND S\_ATA != 1.

DISPLAY: If more than 1 CIR, display "this". Else, display "the".

If month was reported for the incident in the current loop, display { in {MONTH}}. For "MONTH", display Month of incident in current loop. Display format – January. Else, if month was not reported for the incident in the current loop, do not display.

**Question ID: PR1**

Did you{ or anyone you live with} see, hear, or have any contact with the offender(s) as the incident was happening?

1 Yes

2 No

ASK Description: Respondents who did not report an incident that involved unwanted sexual contact or an attack of any kind.

ASK Specification: IF S\_SA != 1 AND S\_A != 1 AND S\_AT != 1 AND S\_ATA != 1.

PROGRAM: ROUTING INSTRUCTIONS: If PR1 = 1 and SOLO\_HHM != 1, go to PR2.  
Else, go to VO\_INTRO.

DISPLAY: If SOLO\_HHM != 1, display " or anyone you live with". Else, do not display this text.

PQID: CIR20a, modified

SAS Variable: PR1

**Question ID: PR2**

Who saw, heard, or had contact with the offender(s) as the incident was happening? (*Mark all that apply.*)

- 1 {RESPONDENT/You}
- 2 {ONLY SOMEONE RESPONDENT LIVES WITH/Someone you live with}
- 3 {SOMEONE RESPONDENT DOES NOT LIVE WITH/Someone you do not live with}

ASK Description: Respondents who reported anyone in their household saw, heard, or had any contact with the offender(s) as the incident was happening.

ASK Specification: IF PR1 = 1 AND SOLO\_HHM != 1.

PROGRAM: ROUTING INSTRUCTIONS: IF PR2a = 1, go to PR3.  
Else, go to VO\_INTRO.

DISPLAY: Display in italics "Mark all that apply."

If CONDITION = 2 display in response option 1 "RESPONDENT"; display in response option 2 "ONLY SOMEONE RESPONDENT LIVES WITH"; display in response option 3 "SOMEONE RESPONDENT DOES NOT LIVE WITH".

Else, if CONDITION = 3, display in response option 1 "You"; display in response option 2 "Someone you live with"; display in response option 3 "Someone you do not live with".

PQID: CIR20b, modified

SAS Variable: PR2a, PR2b, PR2c

Tags: Change Request, Choose-all-that-apply Item

Notes: We need to change this item from a MARK ONE to a MARK ALL for BOTH Condition 2 and Condition 3 (variables will be PR2a, PR2b, PR2c) - think this is ALSO a change for the specs  
Question text changing for both Conditions - adding "Mark all that apply":

Who saw, heard, or had contact with the offender(s) as the incident was happening? (Mark all that apply.)

The response options will differ for the two conditions as follows...

CONDITION=2 RESPONSE OPTIONS:

- 1 RESPONDENT
- 2 ONLY SOMEONE ELSE RESPONDENT LIVES WITH
- 3 SOMEONE RESPONDENT DOES NOT LIVE WITH

CONDITION=3 NEW RESPONSE OPTIONS:

- 1 You
- 2 Someone you live with
- 3 Someone you do not live with



**Question ID: PR3**

Did the offender(s) have a weapon such as a gun or knife, or something to use as a weapon, such as a baseball bat, scissors, or a stick?

1 Yes

2 No

ASK Description: Respondents who reported that they saw, heard, or had contact with the offender(s) as the incident was happening.

ASK Specification: IF PR2a = 1.

PQID: CIR22

SAS Variable: PR3

## Victim-Offender Relationship

### Question ID: VO\_INTRO

This section asks what you know about the offender(s).

ASK Description: Respondents who reported an incident.

ASK Specification: IF S\_MV = 1 OR S\_MVP = 1 OR S\_T = 1 OR S\_BI = 1 OR S\_V = 1 OR S\_A = 1 OR S\_TA = 1 OR S\_ATA = 1 OR S\_SA = 1.

### Question ID: VO1

{To the best of your knowledge, was/Was} the incident committed by only one or by more than one offender?

- 1 One
- 2 More than one
- 3 {Don't know}

ASK Description: Respondents who reported an incident.

ASK Specification: IF S\_MV = 1 OR S\_MVP = 1 OR S\_T = 1 OR S\_BI = 1 OR S\_V = 1 OR S\_A = 1 OR S\_TA = 1 OR S\_ATA = 1 OR S\_SA = 1.

PROGRAM: ROUTING INSTRUCTIONS: If VO1 = -9, go to VO1a.

Else, if VO1 = 3, go to VO2.

Else, go to VO1b.

DISPLAY: IF PR1 = 2 or PR2a = 0, display "To the best of your knowledge, was". Else, display "Was".

If PR1 = 2 or PR2a = 0, display response option 3 "Don't know". Else, do not display.

PQID: CIR60

SAS Variable: VO1

Tags: Change Request

Notes: replaced "crime" with "incident"

**Question ID: VO1a**

To the best of your knowledge, was the incident committed by only one or by more than one offender?

- 1 One
- 2 More than one
- 3 Don't know

ASK Description: Respondents who did not answer whether the incident was committed by only one or by more than one offender.

ASK Specification: IF VO1 = -9.

PROGRAM: ROUTING INSTRUCTIONS: If VO1a = 3,-9, go to VO2.  
Else, go to VO1b.

SAS Variable: VO1a

Tags: Change Request

Notes: replaced "crime" with "incident"

**Question ID: VO1b**

Do you know who {the offender was/the offenders were}?

- 1 Yes
- 2 No

ASK Description: Respondents who reported there were one or more offender(s).

ASK Specification: IF VO1 = 1, 2 OR VO1a = 1, 2.

PROGRAM: ROUTING INSTRUCTIONS: If VO1b = 2, go to VO2.  
Else, go to VO\_BOX1.

DISPLAY: If VO1 = 1 OR VO1a = 1, display "the offender was".  
Else, display "the offenders were".

PQID: CIR 61, modified

SAS Variable: VO1b

**Question ID: VO2**

Do you know anything about {the offender/any of the offenders}, such as whether they were young or old, male or female, etc.?

- 1 Yes
- 2 No

ASK Description: Respondents who don't know or did not report whether the incident was committed by only one or by more than one offender or do not know who the offender(s) was/were.

ASK Specification: IF VO1 = 3 OR VO1a = 3, -9 OR VO1b = 2.

PROGRAM: ROUTING INSTRUCTIONS: If VO2 = 1, go to VO\_BOX1.  
Else, if VO2 = 2,-9, go to OC\_BOX1.

DISPLAY: If VO1 = 1 OR VO1a = 1, display "the offender". Else, display "any of the offenders".

PQID: CIR 61, modified

SAS Variable: VO2

**Box ID: VO\_BOX1**

IF S\_A = 1 or S\_TA = 1 or S\_ATA = 1 or S\_SA = 1, go to VO\_BOX2.  
Else, go to VO3.

**Question ID: VO3**

{How did you learn what you know about the offender{s}?/How did you find out who the {offender was/offenders were}??} (*Mark all that apply.*)

- 1 You saw or heard the offender(s)
- 2 Someone you live with saw or heard the offender(s)
- 3 Someone else saw or heard the offender(s)
- 4 You figured it out yourself
- 5 The police told you
- 6 The offender(s) admitted it
- 7 The offender(s) had threatened to do it, or had done it before
- 8 {The stolen item(s) were found on the offender(s) or at the offender(s) home}
- 9 Other - specify \_\_\_\_\_

ASK Description: Respondents who reported they know something about the offender(s) and did not report an attack, threatened attack, attack with a weapon, or unwanted sexual contact as part of this incident.

ASK Specification: IF VO2 = 1 AND S\_A != 1 AND S\_TA != 1 AND S\_ATA != 1 AND S\_SA != 1.

PROGRAM: Display text box and allow 250 character text response.

DISPLAY: If VO2 = 1, display "How did you learn what you know about the offender{s}?". Else, display "How did you find out who the {offender was/offenders were}?".

If VO1 = 1, display "offender was". Else, display "s" or "offenders were".

Display "Mark all that apply." in italics.

If S\_MV = 1 or S\_MVP = 1 or S\_T = 1, display option 8 "The stolen... home". Else, do not display.

PQID: CIR 58a

SAS Variable: VO3\_1, VO3\_2, VO3\_3, VO3\_4, VO3\_5, VO3\_6, VO3\_7, VO3\_8, VO3\_9, VO3\_9\_SPECIFY

Tags: Change Request, Choose-all-that-apply Item

Notes: 1. IF CONDITION=2 THE RESPONSE OPTIONS SHOULD BE IN ALL CAPS (CAPITAL LETTERS)

2. SOME Response option text will vary by condition... (note that Condition=2 responses will be in ALL CAPS)

1 (CONDITION=3: You / CONDITION=2: Respondent ) saw or heard the offender(s)

2 Someone (CONDITION=3: you live / CONDITION=2: respondent lives) with saw or heard the offender(s)

4 (CONDITION=3: You / CONDITION=2: Respondent ) figured it out(CONDITION=3: yourself / CONDITION=2: him/herself)

5 The police told (CONDITION=3: you / CONDITION=2: respondent )

3. reversed change request for category fills and uppercase.

**Box ID: VO\_BOX2**

If VO1 = 1 or VO1a = 1, go to VO6.  
 If VO1 = 2 or VO1a = 2, go to VO14.  
 Else, go to Offender Characteristics module, OC\_BOX1.

**Question ID: VO6**

Was the offender someone you knew, even slightly, or a complete stranger?

- |                     |           |
|---------------------|-----------|
| 1 Someone you knew  | GO TO VO8 |
| 2 Complete stranger | GO TO VO7 |

ASK Description: Respondents who reported there was one offender and know something about the offender.

ASK Specification: IF (VO1 = 1 OR VO1a = 1) AND VO2 = 1.

PQID: CIR62, modified

SAS Variable: VO6

Tags: Change Request

Notes: 1. IF CONDITION=2 THE RESPONSE OPTIONS SHOULD BE IN ALL CAPS (CAPITAL LETTERS)

2. SOME Response option text will vary by condition... (note that Condition=2 responses will be in ALL CAPS)

- 1 Someone (CONDITION=3: you / CONDITION=2: respondent ) knew
3. reversed change request for category fills and uppercase.

**Question ID: VO7**

Would you be able to recognize the offender if you saw him/her?

- |                       |            |
|-----------------------|------------|
| 1 Yes                 | GO TO VO9  |
| 2 Not sure (possibly) | GO TO VO9  |
| 3 No                  | GO TO VO11 |

ASK Description: Respondents who reported there was one offender and know something about the offender and the offender was a complete stranger.

ASK Specification: IF (VO1 = 1 OR VO1a = 1) AND VO2 = 1 AND VO6 = 2.

PQID: CIR63

SAS Variable: VO7

**Question ID: VO8**

Was the offender someone you knew by sight only, a casual acquaintance, or someone you knew well?

- 1 Knew by sight only
- 2 Someone you knew, but not well
- 3 Someone you knew well

ASK Description: Respondents who reported there was one offender and know something about the offender and the offender was someone they knew.

ASK Specification: IF (VO1 = 1 OR VO1a = 1) AND VO2 = 1 AND VO6 = 1.

PROGRAM: ROUTING INSTRUCTIONS: If VO8 = 1, -9, go to VO9.  
Else, if VO8 = 2, 3, go to VO\_BOX2A.

PQID: CIR64, modified

SAS Variable: VO8

**Question ID: VO9**

Did you know how the offender might be found, for instance, where he/she lived, worked, went to school, or spent time?

- 1 Yes
- 2 No

ASK Description: Respondents who reported there was one offender and know something about the offender and the offender was someone they knew by sight only or did not report whether they could recognize the offender, or the offender was a complete stranger who they could recognize or possibly recognize them if they saw him/her.

ASK Specification: IF (VO1 = 1 OR VO1a = 1) AND VO2 = 1 AND ((VO6 = 1 AND VO8 = 1, -9) OR (VO6 = 2 AND VO7 = 1, 2)).

PROGRAM: ROUTING INSTRUCTIONS: Go to VO11.

PQID: CIR65a, modified

SAS Variable: VO9

**Box ID: VO\_BOX2A**

Go to VO10.

**Question ID: VO10**

At the time of the incident, {which of the following BEST describes }how {did }you {know/knew} the offender?

- 1 {A spouse or ex-spouse}
- 2 Someone you were romantically involved with, dating, or casually seeing at the time of the incident
- 3 {An ex-boyfriend, ex-girlfriend,{ former fiancé(e),} or someone you were no longer dating or seeing}
- 4 A relative
- 5 Someone else

ASK Description: Respondents who reported the offender was a casual acquaintance or someone they knew well.

ASK Specification: IF VO8 = 2, 3.

PROGRAM: ROUTING INSTRUCTIONS: If VO10 = -9, go to VO13. Else, go to VO10a.

DISPLAY: If CONDITION = 2, display "did", "know" and "For example, was the offender a friend, cousin, etc.?". Else if CONDITION = 3, display "which of the following BEST describes " and "knew".

If UT\_AGE >= 16 or missing, display option 1. Else, do not display.

If UT\_AGE >= 12 or missing, display option 3 and if UT\_AGE >= 16 or missing, display " former fiancé(e)". Else do not display.

If CONDITION = 2, display response options in uppercase. Else, if CONDITION = 3, display in mixed case.

PQID: CIR66a, modified

SAS Variable: VO10

Tags: Change Request

Notes: IF CONDITION=2 THE RESPONSE OPTIONS SHOULD BE IN ALL CAPS (CAPITAL LETTERS)

2. VO10 option 3 - change to who sees "former fiance(e)" - was age 16+. want to change to 15+



**Question ID: VO10a**

Specifically, how did you know the offender at the time of the incident?

- 1 {A HUSBAND OR WIFE}
- 2 {AN EX-HUSBAND OR EX-WIFE}
- 3 {A LIVE-IN PARTNER}
- 4 {A FIANCÉ(E)}
- 5 {A BOYFRIEND, GIRLFRIEND, OR DATING PARTNER}
- 6 {SOMEONE YOU WERE CASUALLY SEEING}
- 7 {AN EX-BOYFRIEND, EX-GIRLFRIEND, OR FORMER FIANCÉ(E)/AN EX-BOYFRIEND OR EX-GIRLFRIEND}
- 8 {SOMEONE YOU WERE NO LONGER DATING OR SEEING}
- 9 {A PARENT OR STEP-PARENT}
- 10 {A CHILD OR STEP-CHILD}
- 11 {A BROTHER, SISTER, STEP-BROTHER, OR STEP-SISTER}
- 12 {SOME OTHER RELATIVE \_\_\_\_\_}
- 13 {A FRIEND OR EX-FRIEND}
- 14 {AN ACQUAINTANCE OR A FRIEND OF A FRIEND}
- 15 {A ROOMMATE OR BOARDER}
- 16 {A SCHOOLMATE}
- 17 {A NEIGHBOR}
- 18 {A CUSTOMER OR CLIENT}
- 19 {A PATIENT}
- 20 {A SUPERVISOR OR FORMER SUPERVISOR}
- 21 {AN EMPLOYEE OR CO-WORKER OR FORMER EMPLOYEE OR CO-WORKER}
- 22 {A TEACHER OR SCHOOL STAFF}
- 23 {SOME OTHER NON-RELATIVE\_\_\_\_\_}

ASK Description: Respondents who reported the offender was a casual acquaintance or someone they knew well.

ASK Specification: IF VO8 = 2, 3 AND VO10 != -9.

PROGRAM: Display text boxes and allow 250 character text response.

ROUTING INSTRUCTIONS: If VO10a = 3, 15, go to VO13.

Else, go to VO12.

## NSCS PHP Redesign

DISPLAY: If VO10 = 1 or -9, display response options 1 and 2.  
If VO10 = 2 or -9 and UT\_AGE > = 16 or missing, display response options 3 and 4.  
If VO10 = 2 or -9, display response options 5 and 6.  
If VO10 = 3 or -9 and UT\_AGE > = 16 or missing, display "AN EX-BOYFRIEND, EX-GIRLFRIEND, OR FORMER FIANCÉ(E)" in response option 7.  
If VO10 = 3 or -9 and UT\_AGE < = 15, display "AN EX-BOYFRIEND OR EX-GIRLFRIEND" in option 7.  
If VO10 = 3 or -9 and UT\_AGE > = 12 or missing, display response option 8.  
If VO10 = 4 or -9, display response options 9, 11 and 12.  
If VO10 = 4 or -9 and UT\_AGE > = 16 or missing, display response option 10.  
If VO10 = 5 or -9, display response options 13, 14, 15, 16, 17, 22, 23.  
If VO10 = 5 or -9 and UT\_AGE > = 15 or missing, display response options 18, 19, 20, and 21.  
If CONDITION = 2, display response options in uppercase. Else, if CONDITION = 3, display in mixed case.

PQID: CIR66a, modified

SAS Variable: VO10a, VO10a\_SPECIFY

Tags: Change Request

Notes: IF CONDITION=2 THE RESPONSE OPTIONS SHOULD BE IN ALL CAPS (CAPITAL LETTERS)

**Question ID: VO11**

What was your connection, if any, to this person?

- 1 A friend of a friend
- 2 A schoolmate
- 3 A neighbor
- 4 {A customer or client}
- 5 {A patient}
- 6 {Someone who worked at the same place as you}
- 7 A teacher or school staff
- 8 Other - specify \_\_\_\_\_
- 9 A stranger/or someone of whom you have no knowledge

ASK Description: Respondents who reported the offender was a complete stranger or knew the offender by sight only.

ASK Specification: IF VO6 = 2 OR VO8 = 1.

PROGRAM: Display text box and allow 250 character text response.

ROUTING INSTRUCTIONS: Go to OC\_BOX1.

DISPLAY: If UT\_AGE >= 16, display response options 4, 5 and 6.

PQID: NEW

SAS Variable: VO11, VO11\_SPECIFY

Tags: Change Request

Notes: 1. IF CONDITION=2 THE RESPONSE OPTIONS SHOULD BE IN ALL CAPS (CAPITAL LETTERS)

2. SOME Response option text will vary by condition... (note that Condition=2 responses will be in ALL CAPS)

RESPONSE OPTION 9

CONDITION=3: a stranger/ or someone of whom you have no knowledge

CONDITION=2: NO CONNECTION/A STRANGER/ OR SOMEONE R HAD NO KNOWLEDGE

3. reversed request change for category fill and uppercase.

**Question ID: VO12**

Had you ever lived with this person?

- 1 Yes GO TO VO13
- 2 No GO TO OC\_BOX1

ASK Description: Respondents who reported the offender was someone other than a live-in partner or roommate or boarder.

ASK Specification: IF VO8 = 2, 3 AND VO10a != 3, 15.

PQID: 2006 SVS 10b, modified

SAS Variable: VO12

**Question ID: VO13**

Were you living with this person at the time of {this/the} incident {in {MONTH/YEAR}}?

- 1 Yes GO TO OC\_BOX1
- 2 No GO TO OC\_BOX1

ASK Description: Respondents who reported the offender was a live-in partner, roommate, or boarder of have ever lived with the offender.

ASK Specification: IF VO10a = 3, 15 OR VO12 = 1.

DISPLAY: If more than 1 CIR reported, display "this". Else, if only one incident reported, display "the".

If month was reported for the incident in the current loop, display {in {MONTH}}. For "MONTH/YEAR", display Month and Year of incident in current loop. Display format – January, 1900. Else, if month/year were not reported for the incident in the current loop, do not display.

PQID: 2006 SVS, 10c modified

SAS Variable: VO13

**Question ID: VO14**

How many offenders were there?

- 1 |\_|\_|

ASK Description: Respondents who reported there were two or more offenders and know something about the offender(s).

ASK Specification: IF (VO1 = 2 OR VO1a = 2) AND VO2 = 1.

PROGRAM: Display checkbox with label "Don't know number of offenders" below numeric field. Allow user to only allow entering in the numeric field or selecting the checkbox, not both.

PQID: CIR74

SAS Variable: VO14, VO14\_DontKnow

**Question ID: VO15**

Were any of the offenders someone you knew, even slightly, or were all of them complete strangers?

- 1 At least one was someone you knew
- 2 All were complete strangers

ASK Description: Respondents who reported there were two or more offenders and know something about the offender(s).

ASK Specification: IF (VO1 = 2 OR VO1a = 2) AND VO2 = 1.

PROGRAM: If VO15 = 1, go to VO17.  
Else, if VO15 = 2,-9, go to VO16.

PQID: CIR62, modified

SAS Variable: VO15

**Question ID: VO16**

Would you be able to recognize any of them if you saw them?

- |                       |               |
|-----------------------|---------------|
| 1 Yes                 | GO TO VO18    |
| 2 Not sure (possibly) | GO TO VO18    |
| 3 No                  | GO TO VO_BOX3 |

ASK Description: Respondents who reported that all of the offenders were complete strangers or did not report whether they knew any of the offenders or not.

ASK Specification: IF VO15 = 2, -9.

PQID: CIR76

SAS Variable: VO16

**Question ID: VO17**

Were any of the offenders someone you knew by sight only, someone you knew, but not well, or someone you knew well? (*Mark all that apply.*)

- 1 Knew by sight only
- 2 Knew, but not well
- 3 Someone you knew well

ASK Description: Respondents who reported at least one of the offenders was someone they knew.

ASK Specification: IF VO15 = 1.

PROGRAM: ROUTING INSTRUCTIONS: If (VO17\_1 = 1 and VO17\_2 != 1 and VO17\_3 != 1) or (VO17\_1 = -9 and VO17\_2 = -9 and VO17\_3 = -9), go to VO18.

Else, if VO17\_2 = 1 or VO17\_3 = 1, go to VO\_BOX2B.

DISPLAY: Display "Mark all that apply." in italics.

PQID: CIR77a, modified

SAS Variable: VO17\_1, VO17\_2, VO17\_3

Tags: Choose-all-that-apply Item

**Question ID: VO18**

Did you know how any of the offenders might be found, for instance, where they lived, worked, went to school, or spent time?

- 1 Yes
- 2 No

ASK Description: Respondents who would be able to or possibly be able to recognize any of the offenders if they saw them or only knew the offenders by sight only or did not report whether they knew any of the offenders by sight only, knew any of the offenders but not well, or any of the offenders were someone they knew well.

ASK Specification: IF VO16 = 1, 2 OR (VO17\_1 = 1 AND VO17\_2 != 1 AND VO17\_3 != 1) OR (VO17\_1 = -9 AND VO17\_2 = -9 AND VO17\_3 = -9).

PROGRAM: ROUTING INSTRUCTIONS: Go to VO\_BOX3.

PQID: CIR78a, modified

SAS Variable: VO18

**Box ID: VO\_BOX2B**

Go to VO19.

**Question ID: VO19**

At the time of the incident, did you know any of the offenders in any way of the following ways?

- 1 {A spouse or ex-spouse}
- 2 Someone you were romantically involved with, dating, or casually seeing at the time of the incident, but not a spouse or ex-spouse
- 3 An ex-boyfriend, ex-girlfriend, former fiancé(e), or someone you were no longer dating or seeing
- 4 A relative
- 5 Someone else

ASK Description: Respondents who reported that any of the offenders were someone they knew, but not well or were someone they knew well.

ASK Specification: IF VO17\_2 = 1 OR VO17\_3 = 1.

DISPLAY: If UT\_AGE >= 16, display response option 1 "A spouse or ex-spouse". Else, do not display this response option.

PQID: CIR79a, modified

SAS Variable: VO19\_A, VO19\_B, VO19\_C, VO19\_D, VO19\_E

**Question ID: VO19a**

Specifically, how did you know them? *(Mark all that apply.)*

- 1 {A HUSBAND OR WIFE}
- 2 {AN EX-HUSBAND OR EX-WIFE}
- 3 {A LIVE-IN PARTNER}
- 4 {A FIANCÉ(E)}
- 5 {A BOYFRIEND, GIRLFRIEND, OR DATING PARTNER}
- 6 {SOMEONE YOU WERE CASUALLY SEEING}
- 7 {AN EX-BOYFRIEND, EX-GIRLFRIEND, OR FORMER FIANCÉ(E)/AN EX-BOYFRIEND OR EX-GIRLFRIEND}
- 8 {SOMEONE YOU WERE NO LONGER DATING OR SEEING}
- 9 {A PARENT OR STEP-PARENT}
- 10 {A CHILD OR STEP-CHILD}
- 11 {A BROTHER, SISTER, STEP-BROTHER, OR STEP-SISTER}
- 12 {SOME OTHER RELATIVE \_\_\_\_\_}
- 13 {A FRIEND OR EX-FRIEND}
- 14 {AN ACQUAINTANCE OR A FRIEND OF A FRIEND}
- 15 {A ROOMMATE OR BOARDER}
- 16 {A SCHOOLMATE}
- 17 {A NEIGHBOR}
- 18 {A CUSTOMER OR CLIENT}
- 19 {A PATIENT}
- 20 {A SUPERVISOR OR FORMER SUPERVISOR}
- 21 {AN EMPLOYEE OR CO-WORKER OR FORMER EMPLOYEE OR CO-WORKER}
- 22 {A TEACHER OR SCHOOL STAFF}
- 23 {SOME OTHER NON-RELATIVE\_\_\_\_\_}

ASK Description: Respondents who reported that any of the offenders were someone they knew, but not well or were someone they knew well.

ASK Specification: IF VO17\_2 = 1 OR VO17\_3 = 1.

PROGRAM: Display text boxes and allow 250 character text response.

ROUTING INSTRUCTIONS: If VO19a\_3 = 1 OR VO19a\_15 = 1, go to VO22. Else, go to VO21.

**DISPLAY:** Display "Mark all that apply." in italics.

If VO19\_A = 1 or (VO19\_A != 1 and VO19\_B != 1 and VO19\_C != 1 and VO19\_D != 1 AND VO19\_E != 1), display response options 1 and 2. Else, do not display.

If (VO19\_B = 1 or (VO19\_A != 1 and VO19\_B != 1 and VO19\_C != 1 and VO19\_D != 1 AND VO19\_E != 1)) and UT\_AGE >= 16 or missing, display response options 3 and 4. Else, do not display.

If VO19\_B = 1 or (VO19\_A != 1 and VO19\_B != 1 and VO19\_C != 1 and VO19\_D != 1 AND VO19\_E != 1), display response options 5 and 6. Else, do not display.

If VO19\_C = 1 or (VO19\_A != 1 and VO19\_B != 1 and VO19\_C != 1 and VO19\_D != 1 AND VO19\_E != 1) and if UT\_AGE >= 16 or missing, display "AN EX-BOYFRIEND, EX-GIRLFRIEND, OR FORMER FIANCÉ(E)" in response option 7. Else, do not display.

If VO19\_C = 1 or (VO19\_A != 1 and VO19\_B != 1 and VO19\_C != 1 and VO19\_D != 1 AND VO19\_E != 1) and UT\_AGE <= 15, display "AN EX-BOYFRIEND OR EX-GIRLFRIEND" in option 7. Else, do not display.

If VO19\_C = 1 or (VO19\_A != 1 and VO19\_B != 1 and VO19\_C != 1 and VO19\_D != 1 AND VO19\_E != 1) and UT\_AGE >= 12 or missing, display response option 8. Else, do not display.

If VO19\_D = 1 or (VO19\_A != 1 and VO19\_B != 1 and VO19\_C != 1 and VO19\_D != 1 AND VO19\_E != 1), display response options 9, 11 and 12. Else, do not display.

If (VO19\_D = 1 or (VO19\_A != 1 and VO19\_B != 1 and VO19\_C != 1 and VO19\_D != 1 AND VO19\_E != 1)) and UT\_AGE >= 16 or missing, display response options 10. Else, do not display.

If VO19\_E = 1 or (VO19\_A != 1 and VO19\_B != 1 and VO19\_C != 1 and VO19\_D != 1 AND VO19\_E != 1), display response options 13, 14, 15, 16, 17, 22, 23. Else, do not display.

If (VO19\_E = 1 or (VO19\_A != 1 and VO19\_B != 1 and VO19\_C != 1 and VO19\_D != 1 AND VO19\_E != 1)) and UT\_AGE >= 15 or missing, display response options 18, 19, 20, and 21.

Else, do not display.

If CONDITION = 2, display all categories in uppercase. Else, if CONDITION = 3, display in mixed case.

PQID: CIR79a, modified

SAS Variable: VO19a\_1, VO19a\_2, VO19a\_3, VO19a\_4, VO19a\_5, VO19a\_6, VO19a\_7, VO19a\_8, VO19a\_9, VO19a\_10, VO19a\_11, VO19a\_12, VO19a\_12\_SPECIFY, VO19a\_13, VO19a\_14, VO19a\_15, VO19a\_16, VO19a\_17, VO19a\_18, VO19a\_19, VO19a\_20, VO19a\_21, VO19a\_22, VO19a\_23, VO19a\_23\_SPECIFY

Tags: Change Request, Choose-all-that-apply Item

Notes: IF CONDITION=2 THE RESPONSE OPTIONS SHOULD BE IN ALL CAPS (CAPITAL LETTERS)

**Box ID: VO\_BOX3**

If VO15 = 1 or (VO17\_1 = 1 and VO17\_2 != 1 and VO17\_3 != 1), go to VO20.  
Else, go to OC\_BOX1.



**Question ID: VO20**

What was your connection, if any, to the offender(s)? (*Mark all that apply.*)

- 1 A friend of a friend
- 2 A schoolmate
- 3 A neighbor
- 4 {A customer or client}
- 5 {A patient}
- 6 {Someone who worked at the same place as you}
- 7 A teacher or school staff
- 8 Other - specify \_\_\_\_\_
- 9 A stranger/or someone of whom you have no knowledge

ASK Description: Respondents who reported at least one of the offenders were someone they knew or knew any of the offenders by sight only.

ASK Specification: IF VO15 = 1 OR (VO17\_1 = 1 AND VO17\_2 != 1 AND VO17\_3 != 1).

PROGRAM: Display text box and allow 250 character text response.

ROUTING INSTRUCTIONS: Go to OC\_BOX1.

DISPLAY: Display "Mark all that apply." in italics.

If UT\_AGE >= 16, display options 4, 5 and 6. Else, do not display.

PQID: NEW

SAS Variable: VO20\_1, VO20\_2, VO20\_3, VO20\_4, VO20\_5, VO20\_6, VO20\_7, VO20\_8, VO20\_8\_SPECIFY, VO20\_9

Tags: Change Request, Choose-all-that-apply Item

Notes: 1. IF CONDITION=2 THE RESPONSE OPTIONS SHOULD BE IN ALL CAPS (CAPITAL LETTERS)

2. SOME Response option text will vary by condition... (note that Condition=2 responses will be in ALL CAPS )

6 (IF AGE 15+) Someone who worked at the same place as (CONDITION=3: you / CONDITION=2: respondent )

RESPONSE OPTION 9

CONDITION=3: a stranger/ or someone of whom you have no knowledge

CONDITION=2: NO CONNECTION/A STRANGER/ SOMEONE RESPONDENT HAD NO KNOWLEDGE

3. reversed request change for category fill and uppercase.

**Question ID: VO21**

Had you ever lived with any of them?

1 Yes

GO TO VO22

2 No

GO TO OC\_BOX1

ASK Description: Respondents who reported that any of the offenders were someone they knew, but not well or were someone they knew well and that none of the offenders were a live-in partner, roommate, or boarder.

ASK Specification: IF (VO17\_2 = 1 OR VO17\_3 = 1) AND VO19a\_3 != 1 AND VO19a\_15 != 1.

PQID: 2006 SVS 10b, modified

SAS Variable: VO21

**Question ID: VO22**

Were you living with any of them at the time of {this/the} incident?

1 Yes

2 No

ASK Description: Respondents who have ever lived with any of the offenders.

ASK Specification: IF VO19a\_3 = 1 OR VO19a\_15 = 1 OR VO21 = 1.

DISPLAY: If more than 1 CIR reported, display "this". Else, if only one incident reported, display "the".

PQID: 2006 SVS 10c, modified

SAS Variable: VO22

## Offender Characteristics

**Box ID: OC\_BOX1**

Respondents who reported the crime was committed by only one offender, go to OCINTRO.  
 Else, respondents who reported the crime was committed by more than one offender, go to OCINTRO\_MULT.  
 Else, respondents who saw, heard, or had contact with the offender(s) as the incident was happening or someone the respondent does not live with had contact with the offender(s) as the incident was happening, go to OCINTRO.  
 Else, respondents who did not know or did not report how many offenders the crime was committed by but knew something about the offender(s), go to OCINTRO.Else, go to SP\_BOX1.

IF VO1 = 1 OR VO1a = 1, GO TO OCINTRO.  
 ELSE, IF VO1 = 2 OR VO1a = 2, GO TO OCINTRO\_MULT.  
 ELSE, IF PR2a = 1 OR PR2c = 1, GO TO OCINTRO.  
 ELSE, IF VO1 = 3, -9 AND VO2 = 1, GO TO OCINTRO.ELSE, GO TO SP\_BOX1.

**Question ID: OCINTRO**

This section asks for details about the offender.

ASK Description: Respondents who reported the crime was committed by only one offender, or respondents who saw, heard, or had contact with the offender(s) as the incident was happening or someone the respondent does not live with had contact with the offender(s) as the incident was happening, or respondents who did not know or did not report how many offenders the crime was committed by but knew something about the offender(s).

ASK Specification: IF VO1 = 1 OR VO1a = 1 OR (VO1 != 2 AND VO1a != 2 AND (PR2a = 1 OR PR2c = 1 OR (VO1 = 3, -9 AND VO2 = 1))).

**Question ID: OC1**

Was the offender male or female?

- 1 Male
- 2 Female
- 3 {Don't know}

ASK Description: Respondents who reported the crime was committed by only one offender, or respondents who saw, heard, or had contact with the offender(s) as the incident was happening or someone the respondent does not live with had contact with the offender(s) as the incident was happening, or respondents who did not know or did not report how many offenders the crime was committed by but knew something about the offender(s).

ASK Specification: IF VO1 = 1 OR VO1a = 1 OR (VO1 != 2 AND VO1a != 2 AND (PR2a = 1 OR PR2c = 1 OR (VO1 = 3, -9 AND VO2 = 1))).

DISPLAY: If VO7 = 3 or VO16 = 3, display response option 3 "Don't know". Else do not display this response option.

PQID: CIR67

SAS Variable: OC1

**Question ID: OC2**

How old would you say the offender was? { (USE CATEGORIES AS PROBES IF NEEDED.) }

- 1 Under 18
- 2 18 to 24
- 3 25 to 34
- 4 35 to 54
- 5 55 or older
- 6 {Don't know}

ASK Description: Respondents who reported the crime was committed by only one offender, or respondents who saw, heard, or had contact with the offender(s) as the incident was happening or someone the respondent does not live with had contact with the offender(s) as the incident was happening, or respondents who did not know or did not report how many offenders the crime was committed by but knew something about the offender(s).

ASK Specification: IF VO1 = 1 OR VO1a = 1 OR (VO1 != 2 AND VO1a != 2 AND (PR2a = 1 OR PR2c = 1 OR (VO1 = 3, -9 AND VO2 = 1))).

PROGRAM: ROUTING INSTRUCTIONS: IF OC2 = 1, GO TO OC2a.  
ELSE, GO TO OC3.

DISPLAY: If CONDITION = 2, display " (USE CATEGORIES AS PROBES IF NEEDED.)" Else, do not display this text.

If VO7 = 3 or VO16 = 3, display response option 6 "Don't know". Else do not display this response option.

PQID: CIR68, modified

SAS Variable: OC2

Tags: Change Request

Notes: add parenthetical text to the stem for condition 2...

How old would you say the offender was? [CONDITION=2: (USE CATEGORIES AS PROBES IF NEEDED.) ]

1. Change response categories (AND ADD ONE) to:

- 1 Under 18
- 2 18 to 24
- 3 25 to 34
- 4 35 to 54
- 5 55 or older
- 6 Don't know (OPTION SHOWN IF if VO7=3 or VO16=3)

**Question ID: OC2a**

Would you say the offender was...

- 1 Under 12
- 2 12 to 14
- 3 15 to 17
- 4 {Don't know}

ASK Description: Respondents who reported the offender was under 18 years old.

ASK Specification: IF OC2 = 1.

DISPLAY: If VO7 = 3 or VO16 = 3, display response option 4 "Don't know". Else do not display this response option.

PQID: CIR68, modified

SAS Variable: OC2a

**Question ID: OC3**

Was the offender Hispanic or Latino?

- 1 Yes
- 2 No
- 3 {Don't know}

ASK Description: Respondents who reported the crime was committed by only one offender, or respondents who saw, heard, or had contact with the offender(s) as the incident was happening or someone the respondent does not live with had contact with the offender(s) as the incident was happening, or respondents who did not know or did not report how many offenders the crime was committed by but knew something about the offender(s).

ASK Specification: IF VO1 = 1 OR VO1a = 1 OR (VO1 != 2 AND VO1a != 2 AND (PR2a = 1 OR PR2c = 1 OR (VO1 = 3, -9 AND VO2 = 1))).

DISPLAY: If VO7 = 3 or VO16 = 3, display response option 3 "Don't know". Else do not display this response option.

PQID: CIR69

SAS Variable: OC3

**Question ID: OC4**

What race or races was the offender? You may select more than one. Was the offender... (*Mark all that apply.*)

- 1 White
- 2 Black or African American
- 3 American Indian or Alaska Native
- 4 Asian
- 5 Native Hawaiian or Other Pacific Islander
- 6 {Don't know}

ASK Description: Respondents who reported the crime was committed by only one offender, or respondents who saw, heard, or had contact with the offender(s) as the incident was happening or someone the respondent does not live with had contact with the offender(s) as the incident was happening, or respondents who did not know or did not report how many offenders the crime was committed by but knew something about the offender(s).

ASK Specification: IF VO1 = 1 OR VO1a = 1 OR (VO1 != 2 AND VO1a != 2 AND (PR2a = 1 OR PR2c = 1 OR (VO1 = 3, -9 AND VO2 = 1))).

DISPLAY: Display "Mark all that apply." in italics.

If VO7 = 3 or VO16 = 3, display response option 6 "Don't know". Else do not display this response option.

PQID: CIR70

SAS Variable: OC4\_1, OC4\_2, OC4\_3, OC4\_4, OC4\_5, OC4\_6

Tags: Change Request, Choose-all-that-apply Item

Notes: IF CONDITION=2 THE RESPONSE OPTIONS SHOULD BE IN ALL CAPS (CAPITAL LETTERS)

**Question ID: OC5**

Was the offender a member of a street gang, or don't you know?

- 1 Yes
- 2 No
- 3 Don't know

ASK Description: Respondents who reported the crime was committed by only one offender, or respondents who saw, heard, or had contact with the offender(s) as the incident was happening or someone the respondent does not live with had contact with the offender(s) as the incident was happening, or respondents who did not know or did not report how many offenders the crime was committed by but knew something about the offender(s).

ASK Specification: IF VO1 = 1 OR VO1a = 1 OR (VO1 != 2 AND VO1a != 2 AND (PR2a = 1 OR PR2c = 1 OR (VO1 = 3, -9 AND VO2 = 1))).

PQID: new

SAS Variable: OC5

Tags: Change Request

Notes: new question

**Question ID: OC6**

Was the offender drinking or on drugs at the time of the incident{, or don't you know}?

- 1 Yes, the offender was drinking or on drugs GO TO SP\_BOX1
- 2 No, the offender was not drinking or on drugs GO TO SP\_BOX1
- 3 Don't know GO TO SP\_BOX1

ASK Description: Respondents who reported the crime was committed by only one offender, or respondents who saw, heard, or had contact with the offender(s) as the incident was happening or someone the respondent does not live with had contact with the offender(s) as the incident was happening, or respondents who did not know or did not report how many offenders the crime was committed by but knew something about the offender(s).

ASK Specification: IF VO1 = 1 OR VO1a = 1 OR (VO1 != 2 AND VO1a != 2 AND (PR2a = 1 OR PR2c = 1 OR (VO1 = 3, -9 AND VO2 = 1))).

DISPLAY: If CONDITION = 2, display ", or don't you know". Else, do not display.

PQID: CIR72a, modified

SAS Variable: OC6

Tags: Change Request

Notes: Was the offender drinking or on drugs at the time of the incident (CONDITION=2: , or don't you know)?

**Question ID: OCINTRO\_MULT**

This section asks for more details about the offenders.

ASK Description: Respondents who reported the crime was committed by more than one offender.

ASK Specification: IF VO1 != 1 AND VO1a != 1 AND (VO1 = 2 OR VO1a = 2).

**Question ID: OC9**

Were the offenders male or female?

- 1 All were male
- 2 All were female
- 3 They were both male and female
- 4 {Don't know}

ASK Description: Respondents who reported the crime was committed by more than one offender.

ASK Specification: IF VO1 != 1 AND VO1a != 1 AND (VO1 = 2 OR VO1a = 2).

PROGRAM: ROUTING INSTRUCTIONS: If OC9 = 1, 2 or VO14 = 2, go to OC11.  
ELSE, GO TO OC10.

DISPLAY: If VO7 = 3 or VO16 = 3, display response option 4 "Don't know". Else do not display this response option.

PQID: CIR80a, modified

SAS Variable: OC9

**Question ID: OC10**

Were most of the offenders male or were most of them female?

- 1 Most were male
- 2 Most were female
- 3 They were evenly divided
- 4 {Don't know}

ASK Description: Respondents who reported the crime was committed by more than one offender and did not report the offenders were all one gender and did not report there were two offenders.

ASK Specification: IF VO1 != 1 AND VO1a != 1 AND (VO1 = 2 OR VO1a = 2) AND OC9 != 1, 2 AND VO14 != 2.

DISPLAY: If VO7 = 3 or VO16 = 3, display response option 4 "Don't know". Else do not display this response option.

PQID: CIR80b

SAS Variable: OC10



**Question ID: OC11**

How old would you say the youngest was?{ (USE CATEGORIES AS PROBES IF NEEDED.)}

- 1 Under 18
- 2 18 to 24
- 3 25 to 34
- 4 35 to 54
- 5 55 or older
- 6 {Don't know}

ASK Description: Respondents who reported the crime was committed by more than one offender.

ASK Specification: IF VO1 != 1 AND VO1a != 1 AND (VO1 = 2 OR VO1a = 2).

PROGRAM: ROUTING INSTRUCTIONS: IF OC11 = 1, GO TO OC11A.  
ELSE, GO TO OC12.

DISPLAY: If CONDITION = 2, display " (USE CATEGORIES AS PROBES IF NEEDED.)" Else, do not display this text.

If VO7 = 3 or VO16 = 3, display response option 6 "Don't know". Else do not display this response option.

PQID: CIR81, modified

SAS Variable: OC11

Tags: Change Request

Notes: How old would you say the youngest was? [ CONDITION=2: (USE CATEGORIES AS PROBES IF NEEDED.) ]

1. Change response categories (AND ADD ONE) to:

- 1 Under 18
- 2 18 to 24
- 3 25 to 34
- 4 35 to 54
- 5 55 or older
- 6 Don't know (OPTION SHOWN IF if VO7=3 or VO16=3)

**Question ID: OC11a**

Would you say the youngest offender was...

- 1 Under 12
- 2 12 to 14
- 3 15 to 17
- 4 {Don't know}

ASK Description: Respondents who reported the crime was committed by more than one offender and reported the youngest offender was under the age of 18.

ASK Specification: IF VO1 != 1 AND VO1a != 1 AND (VO1 = 2 OR VO1a = 2) AND OC11 = 1.

DISPLAY: If VO7 = 3 or VO16 = 3, display response option 4 "Don't know". Else do not display this response option.

PQID: CIR81, modified

SAS Variable: OC11a

**Question ID: OC12**

How old would you say the oldest was? { (USE CATEGORIES AS PROBES IF NEEDED.) }

- 1 Under 18
- 2 18 to 24
- 3 25 to 34
- 4 35 to 54
- 5 55 or older
- 6 {Don't know}

ASK Description: Respondents who reported the crime was committed by more than one offender.

ASK Specification: IF VO1 != 1 AND VO1a != 1 AND (VO1 = 2 OR VO1a = 2).

PROGRAM: ROUTING INSTRUCTIONS: IF OC12 = 1, GO TO OC12A.  
ELSE, GO TO OC13.

DISPLAY: If CONDITION = 2, display " (USE CATEGORIES AS PROBES IF NEEDED.)" Else, do not display this text.

If VO7 = 3 or VO16 = 3, display response option 6 "Don't know". Else do not display this response option.

PQID: CIR82, modified

SAS Variable: OC12

Tags: Change Request

Notes: How old would you say the oldest was? [ CONDITION=2: (USE CATEGORIES AS PROBES IF NEEDED.) ]

1. Change response categories (AND ADD ONE) to:

- 1 Under 18
- 2 18 to 24
- 3 25 to 34
- 4 35 to 54
- 5 55 or older
- 6 Don't know (OPTION SHOWN IF if VO7=3 or VO16=3)

**Question ID: OC12a**

Would you say the oldest offender was...

- 1 Under 12
- 2 12 to 14
- 3 15 to 17
- 4 {Don't know}

ASK Description: Respondents who reported the crime was committed by more than one offender and reported the oldest offender was under the age of 18.

ASK Specification: IF VO1 != 1 AND VO1a != 1 AND (VO1 = 2 OR VO1a = 2) AND OC12 = 1.

DISPLAY: If VO7 = 3 or VO16 = 3, display response option 4 "Don't know". Else do not display this response option.

PQID: CIR82, modified

SAS Variable: OC12a

**Question ID: OC13**

Were any of the offenders Hispanic or Latino?

- |                |            |
|----------------|------------|
| 1 Yes          | GO TO OC14 |
| 2 No           | GO TO OC15 |
| 3 {Don't know} | GO TO OC15 |

ASK Description: Respondents who reported the crime was committed by more than one offender.

ASK Specification: IF VO1 != 1 AND VO1a != 1 AND (VO1 = 2 OR VO1a = 2).

DISPLAY: If VO7 = 3 or VO16 = 3, display response option 4 "Don't know". Else do not display this response option.

PQID: CIR83a

SAS Variable: OC13

**Question ID: OC14**

Were most of the offenders Hispanic, non-Hispanic, or were roughly an equal number Hispanic and non-Hispanic?

- 1 Most of the offenders were Hispanic
- 2 Most of the offenders were non-Hispanic
- 3 A roughly equal number were Hispanic and non-Hispanic
- 4 {Don't know}

ASK Description: Respondents who reported the crime was committed by more than one offender and reported any of the offenders were Hispanic or Latino.

ASK Specification: IF VO1 != 1 AND VO1a != 1 AND (VO1 = 2 OR VO1a = 2) AND OC14 = 1.

DISPLAY: If VO7 = 3 or VO16 = 3, display response option 4 "Don't know". Else do not display this response option.

PQID: CIR83b, modified

SAS Variable: OC14

**Question ID: OC15**

Were the offenders... *(Mark all that apply.)*

- 1 White?
- 2 Black or African American?
- 3 American Indian or Alaska Native?
- 4 Asian?
- 5 Native Hawaiian or Other Pacific Islander?
- 6 {Don't know}

ASK Description: Respondents who reported the crime was committed by more than one offender.

ASK Specification: IF VO1 != 1 AND VO1a != 1 AND (VO1 = 2 OR VO1a = 2).

PROGRAM: ROUTING INSTRUCTIONS: IF 2 OR MORE ARE SELECTED FROM OC15\_1, OC15\_2, OC15\_3, OC15\_4, OR OC15\_5, GO TO OC16.  
ELSE, GO TO OC17.

DISPLAY: Display "Mark all that apply." in italics.

If VO7 = 3 or VO16 = 3, display response option 6 "Don't know". Else do not display this response option.

PQID: CIR84a

SAS Variable: OC15\_1, OC15\_2, OC15\_3, OC15\_4, OC15\_5, OC15\_6

Tags: Choose-all-that-apply Item

**Question ID: OC16**

What race were most of the offenders?

- 1 {MOST WERE WHITE}
- 2 {MOST WERE BLACK OR AFRICAN AMERICAN}
- 3 {MOST WERE AMERICAN INDIAN OR ALASKA NATIVE}
- 4 {MOST WERE ASIAN}
- 5 {MOST WERE NATIVE HAWAIIAN OR OTHER PACIFIC ISLANDER}
- 6 ROUGHLY EQUAL NUMBERS OF TWO OR MORE RACES
- 7 {DON'T KNOW}

ASK Description: Respondents who reported one or more of the offenders were at least two of the following: white, black or African American, Asian, Native Hawaiian or other Pacific islander, or American Indian or Alaska native.

ASK Specification: IF 2 OR MORE ARE SELECTED FROM OC15\_1, OC15\_2, OC15\_3, OC15\_4, OR OC15\_5.

DISPLAY: If OC15\_1 = 1, display response option 1. Else, do not display this response option.

If OC15\_2 = 1, display response option 2. Else, do not display this response option.

If OC15\_3 = 1, display response option 3. Else, do not display this response option.

If OC15\_4 = 1, display response option 4. Else, do not display this response option.

If OC15\_5 = 1, display response option 5. Else, do not display this response option.

If VO7 = 3 or VO16 = 3, display response option 7 "Don't know". Else, do not display this response option.

If CONDITION = 2, display all categories in uppercase. Else, display in mixed case.

PQID: CIR84c, modified

SAS Variable: OC16

Tags: Change Request

Notes: IF CONDITION=2 THE RESPONSE OPTIONS SHOULD BE IN ALL CAPS (CAPITAL LETTERS)

**Question ID: OC17**

Were any of the offenders a member of a street gang, or don't you know?

- 1 Yes (a member of a street gang)
- 2 No (not a member of a street gang)
- 3 Don't know (if a member of a street gang)

ASK Description: Respondents who reported the crime was committed by more than one offender.

ASK Specification: IF VO1 != 1 AND VO1a != 1 AND (VO1 = 2 OR VO1a = 2).

PQID: new

SAS Variable: OC17

Tags: Change Request

Notes: new question

2. #301 – update spec to match program, add text in parens

**Question ID: OC18**

Were any of the offenders drinking or on drugs at the time of the incident{, or don't you know}?

- 1 Yes, some or all of the offenders were drinking or on drugs
- 2 No, none were drinking or on drugs
- 3 Don't know

ASK Description: Respondents who reported the crime was committed by more than one offender.

ASK Specification: IF VO1 != 1 AND VO1a != 1 AND (VO1 = 2 OR VO1a = 2).

DISPLAY: If CONDITION = 2, display ", or don't you know". Else, do not display.

PQID: CIR86a, modified

SAS Variable: OC18

Tags: Change Request

Notes: Were any of the offenders drinking or on drugs at the time of the incident (CONDITION=2: , or don't you know)?

## Self-Protection

**Box ID: SP\_BOX1**

GLOBAL – IF VO1=1, USE "OFFENDER" IN THIS SERIES. IF VO1=2, USE "OFFENDERS".  
If the crime involved an attack of any kind or unwanted sexual contact or the respondent had contact with the offender(s) as the incident was happening, go to SPINTRO. Else, go to HC2.

If S\_A = 1 OR S\_TA = 1 OR S\_ATA = 1 OR S\_SA = 1 or PR2a = 1, go to SPINTRO. Else, go to HC2.

**Question ID: SPINTRO**

These next questions are about what you did when {this/the} incident{ in {MONTH}} occurred.

People may react differently to certain situations and there's not a wrong or right way to react. Everyone is different and every situation is different.

ASK Description: Respondents who reported the crime involved an attack of any kind or unwanted sexual contact or the respondent had contact with the offender(s) as the incident was happening.

ASK Specification: IF S\_A = 1 OR S\_TA = 1 OR S\_ATA = 1 OR S\_SA = 1 OR PR2a = 1.

DISPLAY: If more than 1 CIR reported, display "this". Else, if only one incident reported, display "the".

If month was reported for the incident in the current loop, display { in {MONTH}}. For "MONTH", display Month of incident in current loop. Display format – January. Else, if month was not reported for the incident in the current loop, do not display.

Tags: Change Request

Notes: replaced "it's often not clear how one should" with "there's not a wrong or right way to"



**Question ID: SP1**

Which of the following describes how you reacted during the incident? (*Mark all that apply.*)

- 1 Did you not do anything, freeze, or not move??
- 2 Did you do what the person told you to do?
- 3 Did you do something or try to do something to protect yourself or your belongings?
- 4 Did you do or try to do something else during the incident?

ASK Description: Respondents who reported the crime involved an attack of any kind or unwanted sexual contact or the respondent had contact with the offender(s) as the incident was happening.

ASK Specification: IF S\_A = 1 OR S\_TA = 1 OR S\_ATA = 1 OR S\_SA = 1 OR PR2a = 1.

PROGRAM: ROUTING INSTRUCTIONS: If SP1\_3 = 1 or SP1\_4 = 1, go to SP2.  
Else, go to SP\_BOX3.

DISPLAY: Display "Mark all that apply." in italics.

PQID: CIR41a, modified

SAS Variable: SP1\_1, SP1\_2, SP1\_3, SP1\_4

Tags: Change Request, Choose-all-that-apply Item

- Notes: 1. (CONDITION=3: You did / CONDITION=2: Did you do ) what the person told you to do (CONDITION=2:?)
2. (CONDITION=3: You didn't do anything, froze or didn't move / CONDITION=2: Did you not do anything, freeze or not move?)
3. (CONDITION=3: You did something or tried / CONDITION=2: Did you do something or try) to do something to protect yourself or your belongings (CONDITION=2:?)
4. (CONDITION=3: You did or tried / CONDITION=2: Did you do or try) to do something else during the incident(CONDITION=2:?)
5. reversed request change for category fills.
6. #269 - updated category text

**Question ID: SP2**

You said that you took some action during the incident. What did you do?{ Anything else?}  
*(Mark all that apply.)*

- 1 You threatened or attacked the offender{s}
- 2 You ducked or tried to avoid the offender{s}
- 3 You chased or warned the offender{s} off
- 4 You argued, reasoned, or pleaded with the offender{s}
- 5 You got away or tried to get away, hid, or locked a door
- 6 You called the police or a guard
- 7 You tried to get someone else's attention
- 8 You held onto your belongings
- 9 You stalled or distracted the offender{s}
- 10 Something else

ASK Description: Respondents who reacted during the incident by doing something to protect themselves or their belongings or tried to do something else during the incident.

ASK Specification: IF SP1\_3 = 1 or SP1\_4 = 1.

PROGRAM: If SP2\_1 = 1, go to SP2A.  
 Else, go to SP\_BOX2.

DISPLAY: If CONDITION = 2, display " Anything else?". Else, do not display.  
 Display "Mark all that apply." in italics.

If CONDITION = 2, display all categories in uppercase. Else, display in mixed case.

PQID: CIR42a, modified

SAS Variable: SP2\_1, SP2\_2, SP2\_3, SP2\_4, SP2\_5, SP2\_6, SP2\_7, SP2\_8, SP2\_9, SP2\_10

Tags: Change Request, Choose-all-that-apply Item

Notes: 1. IF CONDITION=2 THE RESPONSE OPTIONS SHOULD BE IN ALL CAPS (CAPITAL LETTERS)

2. You said that you took some action during the incident. What did you do? (CONDITION=2: Anything else?) (Mark all that apply.)

**Question ID: SP2A**

{INSTRUCTION ONLY: INTERVIEWER CODE THE APPROPRIATE CATEGORIES BASED ON RESPONSE TO SP2./What did you do to attack or threaten the offender{s}??} (*Mark all that apply.*)

- 1 You attacked the offender{s} with a gun or fired a gun
- 2 You attacked the offender{s} with another weapon
- 3 You hit, kicked, or attacked the offender{s} in some other way
- 4 You threatened the offender{s} with a gun
- 5 You threatened the offender{s} with another weapon
- 6 You threatened the offender{s} in some other way
- 7 Something else \_\_\_\_\_

ASK Description: Respondents who took action during the incident by threatening or attacking the offender(s).

ASK Specification: IF SP2\_1 = 1.

PROGRAM: Display text box and allow 250 character text response.

DISPLAY: If CONDITION = 2, display "INSTRUCTION ONLY: INTERVIEWER CODE THE APPROPRIATE CATEGORIES BASED ON RESPONSE TO SP2". If CONDITION = 3, display "What did you do to attack or threaten the offender{s}?"

Display "Mark all that apply." in italics.

If CONDITION = 2, display all categories in uppercase. Else, display in mixed case.

PQID: CIR42a, modified

SAS Variable: SP2A\_1, SP2A\_2, SP2A\_3, SP2A\_4, SP2A\_5, SP2A\_6, SP2A\_7, SP2A\_SPECIFY

Tags: Change Request, Choose-all-that-apply Item

Notes: IF CONDITION=2 THE RESPONSE OPTIONS SHOULD BE IN ALL CAPS (CAPITAL LETTERS)

**Box ID: SP\_BOX2**

If SP2\_10 = 1, go to SP2b.  
Else, go to SP\_BOX3.

**Question ID: SP2b**

{ INSTRUCTION ONLY: INTERVIEWER CODE THE APPROPRIATE CATEGORIES BASED ON RESPONSE TO SP2/ What other actions did you take during the incident?}

1 TEXT RESPONSE

ASK Description: Respondents who took action during the incident by doing something else.

ASK Specification: IF SP2\_10 = 1.

DISPLAY: If CONDITION = 2, display "INSTRUCTION ONLY: INTERVIEWER CODE THE APPROPRIATE CATEGORIES BASED ON RESPONSE TO SP2". If CONDITION = 3, display "What other actions did you take during the incident?"

PROGRAM: DISPLAY TEXT FIELD, MAX CHARACTER LENGTH = 256.

PQID: CIR42b

SAS Variable: SP2b

**Box ID: SP\_BOX3**

Respondents who were physically injured in any way during the incident, go to SP3A.  
Else, go to SP3B.

---

If CI1 = 1, GO TO SP3A.  
Else, go to SP3B.

**Question ID: SP3A**

Did you {take that action/take any of these actions} {before you were injured, after you were injured, or at the same time you were injured?/...} (*Mark all that apply.*)

- 1 Before you were injured
- 2 After you were injured
- 3 At the same time you were injured

ASK Description: Respondents who reported the crime involved an attack of any kind or unwanted sexual contact or the respondent had contact with the offender(s) as the incident was happening and were physically injured in any way during the incident.

ASK Specification: IF (S\_A = 1 OR S\_TA = 1 OR S\_ATA = 1 OR S\_SA = 1 OR PR2a = 1) AND CI1 = 1.

DISPLAY: If CONDITION = 2, display " before you... injured?". Else if CONDITION = 3, display "...".

If only one selection at SP2A, display "take that action". Else if multiple selections at SP2A, display "take any of these actions".

Display "Mark all that apply." in italics.

PQID: CIR43a, modified

SAS Variable: SP3a\_1, SP3a\_2, SP3a\_3

Tags: Change Request, Choose-all-that-apply Item

Notes: Did you (take that action/take any of these actions) (CONDITION=3: ... / CONDITION=2: before you were injured, after you were injured, or at the same time you were injured?) (*Mark all that apply.*)

**Question ID: SP3b**

Overall, do you think that what you did helped the situation, made it worse, or had no impact?

- 1 Helped the situation
- 2 Made the situation worse
- 3 Had no impact on the situation

ASK Description: Respondents who reported the crime involved an attack of any kind or unwanted sexual contact or the respondent had contact with the offender(s) as the incident was happening.

ASK Specification: IF S\_A = 1 OR S\_TA = 1 OR S\_ATA = 1 OR S\_SA = 1 OR PR2a = 1.

PQID: CIR48, modified

SAS Variable: SP3b

**Box ID: SP\_BOX4**

Respondents who reported someone else saw, heard, or had contact with the offender(s), go to SP5. Else, go to SP4.

---

If PR2b = 1 OR PR2c = 1, go to SP5. Else, go to SP4.

**Question ID: SP4**

Besides you and the offender{s}, was anyone ELSE present during the incident? (Only include those ages 12 or older)?

- |       |           |
|-------|-----------|
| 1 Yes | GO TO SP5 |
| 2 No  | GO TO HC2 |

ASK Description: Respondents who reported the crime involved an attack of any kind or unwanted sexual contact or the respondent had contact with the offender(s) as the incident was happening and did not report that someone else saw, heard, or had contact with the offender(s).

ASK Specification: IF (S\_A = 1 OR S\_TA = 1 OR S\_ATA = 1 OR S\_SA = 1 OR PR2a = 1) AND PR2b != 1 AND PR2c != 1.

PQID: CIR47, modified

SAS Variable: SP4

**Question ID: SP5**

Did anyone else do or try to do anything to help you while the incident was going on?

- |       |               |
|-------|---------------|
| 1 Yes | GO TO SP6     |
| 2 No  | GO TO SP_BOX5 |

ASK Description: Respondents who reported the crime involved an attack of any kind or unwanted sexual contact or the respondent had contact with the offender(s) as the incident was happening and reported someone other than themselves and the offender(s) were present during the incident.

ASK Specification: IF (S\_A = 1 OR S\_TA = 1 OR S\_ATA = 1 OR S\_SA = 1 OR PR2a = 1) AND SP4 != 2, -9.

PQID: NEW

SAS Variable: SP5

**Question ID: SP6**

Who took these actions? (*Mark all that apply.*)

- 1 Someone who was with you
- 2 Someone who was with the offender{s}
- 3 Someone else

ASK Description: Respondents who reported that someone else did or tried to do anything to help them while the incident was going on.

ASK Specification: IF SP5 = 1.

DISPLAY: Display "Mark all that apply." in italics.

PQID: NEW

SAS Variable: SP6\_1, SP6\_2, SP6\_3

Tags: Choose-all-that-apply Item

**Question ID: SP7**

What did the person or people try to do to help you? (*Mark all that apply.*)

- 1 They attacked or tried to attack the offender{s}
- 2 They defended you or your property without physically attacking the offender{s}
- 3 They chased or warned off the offender{s}
- 4 They argued, reasoned, pleaded or bargained with the offender{s}
- 5 They tried to get help
- 6 They did something else (specify) \_\_\_\_\_

ASK Description: Respondents who reported that someone else did or tried to do anything to help them while the incident was going on.

ASK Specification: IF SP5 = 1.

PROGRAM: Display text box and allow 250 character text response.

DISPLAY: Display "Mark all that apply." in italics.

If CONDITION = 2, display all categories in uppercase. Else, display in mixed case.

PQID: CIR49a, modified

SAS Variable: SP7\_1, SP7\_2, SP7\_3, SP7\_4, SP7\_5, SP7\_6, SP7\_6\_SPECIFY

Tags: Change Request, Choose-all-that-apply Item

Notes: IF CONDITION=2 THE RESPONSE OPTIONS SHOULD BE IN ALL CAPS (CAPITAL LETTERS)

**Question ID: SP8**

Overall, did the actions of this person or people help the situation, make it worse, or have no impact?

- 1 Helped the situation
- 2 Made the situation worse
- 3 Had no impact on the situation

ASK Description: Respondents who reported that someone else did or tried to do anything to help them while the incident was going on.

ASK Specification: IF SP5 = 1.

PQID: CIR48

SAS Variable: SP8

**Box ID: SP\_BOX5**

If PR2b = 1 or PR2c = 1 or SP4 = 1, GO TO SP9. Else, go to HC2.

**Question ID: SP9**

{Not including the offender{s}, were/Were} anyone who was there during the incident under the age of 12?

- 1 Yes
- 2 No

ASK Description: Respondents who reported the crime involved an attack of any kind or unwanted sexual contact and reported that someone else saw, heard, or had contact with the offender(s).

ASK Specification: IF (S\_A = 1 OR S\_TA = 1 OR S\_ATA = 1 OR S\_SA = 1) AND (PR2b = 1 OR PR2c = 1 OR SP4 = 1).

DISPLAY: If OC2a=1 or OC11a=1, display "Not including the offender{s}, were". Else, display "Were".

SAS Variable: SP9



**Question ID: SP9a**

Not counting yourself, {or }the offender{s}{, or children under 12}, were any other people harmed, threatened with harm, or have any belongings taken or damaged in {this/the} incident?

- 1 Yes {How many? |\_|\_|}
- 2 No

ASK Description: Respondents who reported the crime involved an attack of any kind or unwanted sexual contact and reported that someone else saw, heard, or had contact with the offender(s).

ASK Specification: IF (S\_A = 1 OR S\_TA = 1 OR S\_ATA = 1 OR S\_SA = 1) AND (PR2b = 1 OR PR2c = 1 OR SP4 = 1).

PROGRAM: If SP9a = 1, display "How many?" and an open response field. Allow 2 digits.

ROUTING INSTRUCTIONS: If SP9a = 1, go to SP10.

Else, if SP9a = 2, -9, go HC2.

DISPLAY: If more than 1 CIR reported, display "this". Else, if only one incident reported, display "the".

If SP9 = 1, display ", or children under 12". Else, display "or ".

PQID: CIR52, modified

SAS Variable: SP9A, SP9A\_NUM

**Question ID: SP10**

{Of these {SP9A\_NUM} people, how many of them live with you now?/Thinking just about the other persons who were present during the incident who were harmed, threatened with harm, or had property taken or damaged ... How many of these persons live with you now? (Do not include yourself, the offender{s} or children under 12 years of age.)}

- 1 |\_|\_|

ASK Description: Respondents who reported that someone other than themselves were harmed, threatened with harm, or had belongings taken or damaged in this incident.

ASK Specification: IF SP9a = 1.

PROGRAM: Allow 2 digits.

DISPLAY: If SP9A\_NUM > 1, display "Of these... now?". Else, display "Thinking just... age.)".

PQID: CIR54a, modified

SAS Variable: SP10

## Hate Crimes

**Question ID: HC2**

A hate crime is a crime of prejudice or bigotry that occurs when an offender targets someone because of one or more of their characteristics or religious beliefs, such as:

- Race
- Religion
- Ethnic background or national origin
- A disability
- Sex
- Sexual orientation or gender identity

This could happen even if the offender falsely thinks you have certain characteristics or religious beliefs.

Do you think that this was a hate crime targeted at you?

- |       |               |
|-------|---------------|
| 1 Yes | GO TO HC_BOX1 |
| 2 No  | GO TO HC3     |

ASK Description: Respondents who reported an incident.

ASK Specification: IF S\_MV = 1 OR S\_MVP = 1 OR S\_T = 1 OR S\_BI = 1 OR S\_V = 1 OR S\_A = 1 OR S\_TA = 1 OR S\_ATA = 1 OR S\_SA = 1.

DISPLAY: Indent bullet points.

PQID: CIR162, modified

SAS Variable: HC2

Tags: Change Request

Notes: replaced "have any reason to suspect" with "think"

**Box ID: HC\_BOX1**

For HC2a\_1 – HC2a\_6, display a 'Yes' and 'No' column with options for each response category.

Tags: Stem and Leaf screen

**Question ID: HC2a**

Do you think prejudice or bigotry towards any of the following was a reason you were targeted, even if the offender falsely thought something about you?

- 1 Because of your race?
- 2 Because of your religion?
- 3 Because of your ethnic background or national origin?
- 4 Because of any disability you may have?
- 5 Because of your sex?
- 6 Because of your sexual orientation or gender identity - by this we mean gay, lesbian, bisexual, straight, transgender, or gender non-conforming?

ASK Description: Respondents who suspect that this incident was a hate crime targeted at them.

ASK Specification: IF HC2 = 1.

PROGRAM: ROUTING INSTRUCTIONS: IF HC2a\_1 = 1 OR HC2a\_2 = 1 OR HC2a\_3 = 1 OR HC2a\_4 = 1 OR HC2a\_5 = 1 OR HC2a\_6 = 1, GO TO HC4.  
ELSE, GO TO HC3.

PQID: CIR162, modified

SAS Variable: HC2a\_1, HC2a\_2, HC2a\_3, HC2a\_4, HC2a\_5, HC2a\_6

Tags: Change Request, Stem and Leaf screen

Notes: Please (CONDITION=2: tell me / CONDITION=3: indicate) if you think each of the following was a reason you were targeted, even if the offender falsely thought something about you.

2. reversed request change for fill

**Question ID: HC3**

Do you think this was a hate crime targeted at any of the people you spend time with?

- |       |                |
|-------|----------------|
| 1 Yes | GO TO HC4      |
| 2 No  | GO TO PI_INTRO |

ASK Description: Respondents who do not suspect that this incident was a hate crime targeted at them or respondents who did suspect that this incident was a hate crime, but not because of race, religion, ethnic background, disability, sex, or sexual orientation.

ASK Specification: IF HC2 = 2, -9 OR (HC2a\_1 = 2, -9 AND HC2a\_2 = 2, -9 AND HC2a\_3 = 2, -9 AND HC2a\_4 = 2, -9 AND HC2a\_5 = 2, -9 AND HC2a\_6 = 2, -9).

PQID: CIR163, modified

SAS Variable: HC3

**Question ID: HC4**

Did the offender(s) say something, write something, or leave something behind at the crime scene that made you think it was a hate crime?

1 Yes

GO TO HC\_BOX2

2 No

GO TO PI\_INTRO

ASK Description: Respondents who suspect that this incident was a hate crime targeted at them or any of the people they spend time with.

ASK Specification: IF HC2 = 1 OR (HC2 = 2, -9 AND HC3 = 1) OR (HC2a\_1 = 1 OR HC2a\_2 = 1 OR HC2a\_3 = 1 OR HC2a\_4 = 1 OR HC2a\_5 = 1 OR HC2a\_6 = 1).

PQID: CIR164b

SAS Variable: HC4

**Box ID: HC\_BOX2**

For HC5a – HC5g, display a 'Yes' and 'No' column with options for each response category.

Tags: Stem and Leaf screen

**Question ID: HC5**

Did any of the following things happen?

- 1 The offender(s) used hurtful or abusive language referring to your sex, religion, race or ethnicity, sexual orientation or gender identity, or a disability
- 2 There was something at the scene, such as a swastika or a burning cross, that made you think this was a hate crime
- 3 The police told you that this was a hate crime
- 4 From what you know, the offender(s) had committed similar hate crimes in the past
- 5 The incident happened around a holiday, event, or place commonly associated with a specific group
- 6 Other hate crimes had occurred in your local area or neighborhood
- 7 Something else happened that would suggest it was a hate crime Specify: \_\_\_\_\_

ASK Description: Respondents who reported the offenders said, wrote, or left anything behind at the crime scene that suggested the incident was a hate crime.

ASK Specification: IF HC4 = 1.

PROGRAM: Display text box and allow 250 character text response.

PQID: CIR165, modified

SAS Variable: HC5a, HC5b, HC5c, HC5d, HC5e, HC5f, HC5g, HC5\_SPECIFY

Tags: Stem and Leaf screen

Notes: removed ", such as a Gay Pride March, an ethnic church, or a special ed classroom"  
#440 added paren around What

## Police Involvement Series

**Question ID: PI\_INTRO**

The next questions ask about whether the police got involved in {this/the} incident{ in {MONTH}}.

ASK Description: Respondents who reported an incident.

ASK Specification: IF S\_MV = 1 OR S\_MVP = 1 OR S\_T = 1 OR S\_BI = 1 OR S\_V = 1 OR S\_A = 1 OR S\_TA = 1 OR S\_ATA = 1 OR S\_SA = 1.

DISPLAY: If more than 1 CIR, display "this". Else, display "the".

If month was reported for the incident in the current loop, display { in {MONTH}}. For {MONTH}, display Month of incident in current loop. Display format – January. Else, if month was not reported for the incident in the current loop, do not display.

**Question ID: PI1**

Did the police find out about {this/the} incident?

- 1 Yes
- 2 No

ASK Description: Respondents who reported an incident.

ASK Specification: IF S\_MV = 1 OR S\_MVP = 1 OR S\_T = 1 OR S\_BI = 1 OR S\_V = 1 OR S\_A = 1 OR S\_TA = 1 OR S\_ATA = 1 OR S\_SA = 1.

PROGRAM: ROUTING INSTRUCTIONS: If PI1 = 1, go to PI4.  
Else, if PI1 = 2, go to PI2a.  
Else, go to PI24.

DISPLAY: If more than 1 CIR, display "this". Else, display "the".

PQID: CIR 115, modified

SAS Variable: PI1

**Question ID: PI2a**

Why did you decide not to contact the police? (*Mark all that apply.*)

- 1 You didn't think it was important enough to report
- 2 You didn't think the police would do anything about it
- 3 You weren't sure who did it
- 4 It was too personal to report
- 5 {You told a parent or other adult relative}
- 6 You took care of it yourself
- 7 You reported it to an official other than the police
- 8 You didn't think the police would believe you
- 9 You didn't want to get into trouble with the police
- 10 You didn't want the offender to get in trouble or face harsh consequences
- 11 You were worried the offender might get back at you
- 12 You weren't sure it was a crime
- 13 Some other reason

ASK Description: Respondents who reported the police did not find out about this incident.

ASK Specification: IF PI1 = 2.

PROGRAM: ROUTING INSTRUCTIONS: If PI2a\_13 = 1, go to PI2b.  
Else, go to PI\_BOX1.

DISPLAY: Display "Mark all that apply." in italics.

If UT\_AGE < 18, display response option 5. Else, do not display.

If CONDITION = 2, display response options in uppercase. Else, if CONDITION = 3, display response options in mixed case.

PQID: CIR117a, modified

SAS Variable: PI2a\_1, PI2a\_2, PI2a\_3, PI2a\_4, PI2a\_5, PI2a\_6, PI2a\_7, PI2a\_8, PI2a\_9, PI2a\_10, PI2a\_11, PI2a\_12, PI2a\_13

Tags: Change Request, Choose-all-that-apply Item

Notes: 1. IF CONDITION=2 THE RESPONSE OPTIONS SHOULD BE IN ALL CAPS (CAPITAL LETTERS)

2. Added new response option 5 [IF AGE<18 DISPLAY: You told a parent or other adult relative? / ELSE BLANK

**Question ID: PI2b**

{ INSTRUCTION ONLY: INTERVIEWER CODE THE APPROPRIATE CATEGORIES BASED ON RESPONSE TO PI2a/What was the other reason why you did not contact the police?} (*Mark all that apply.*)

- 1 You didn't trust the police
- 2 You didn't find out until it was too late to report
- 3 It would have been too much trouble to report it
- 4 You thought someone else would contact the police
- 5 Some other reason \_\_\_\_\_

ASK Description: Respondents who reported the police did not find out about this incident for some other reason.

ASK Specification: IF PI2a\_13 = 1.

PROGRAM: Display text box and allow 250 character text response.

DISPLAY: If CONDITION = 2, display "INSTRUCTION ONLY: INTERVIEWER CODE THE APPROPRIATE CATEGORIES BASED ON RESPONSE TO PI2a". If CONDITION = 3, display "What was the other reason why you did not contact the police?"

If CONDITION = 2, display all categories in uppercase. Else, if CONDITION = 3, display in mixed case.

Display "Mark all that apply." in italics.

PQID: CIR117a, modified

SAS Variable: PI2b\_1, PI2b\_2, PI2b\_3, PI2b\_4, PI2b\_5, PI2b\_5\_SPECIFY

Tags: Change Request, Choose-all-that-apply Item

Notes: IF CONDITION=2 THE RESPONSE OPTIONS SHOULD BE IN ALL CAPS (CAPITAL LETTERS)

Add (Mark all that apply.)

ask update only



**Box ID: PI\_BOX1**

If more than one reason marked in PI2a and PI2b (excluding PI2a\_13), go to PI3.  
Else, respondents who reported the incident happened at school, on school property, or on a school bus and reported the incident to an official other than police, go to PI2C.  
Else, respondents who reported the incident happened at school, on school property, or on a school bus and did not report the incident to an official other than police, go to PI16a.  
Else, go to PI17.

---

IF PI2a[\_1/.../\_12] = 1 OR PI2b[\_1/.../\_5] = 1 FOR TWO OR MORE REASONS, go to PI3.  
Else, if PI2a\_7 = 1 and LO\_3 = 6, go to PI2C.  
Else, if PI2a\_7 != 1 AND LO\_3 = 6, go to PI16a.  
Else, go to PI17.

Tags: Change Request

Notes: variable name update in routing

**Question ID: PI3**

Which of these would you say was the most important reason why you did not contact the police?

- 1 {You didn't think it was important enough to report}
- 2 {You didn't think the police would do anything about it}
- 3 {You weren't sure who did it}
- 4 {It was too personal to report}
- 5 {You told a parent or other adult relative}
- 6 {You took care of it yourself}
- 7 {You reported it to an official other than the police}
- 8 {You didn't think the police would believe you}
- 9 {You didn't want to get into trouble with the police}
- 10 {You didn't want the offender to get in trouble or face harsh consequences}
- 11 {You were worried the offender might get back at you}
- 12 {You weren't sure it was a crime}
- 13 {You didn't trust the police}
- 14 {You didn't find out until it was too late to report}
- 15 {It would have been too much trouble to report it}
- 16 {You thought someone else would contact the police}
- 17 {FILL DISPLAY FROM PI2b\_5\_SPECIFY}
- 18 NO ONE REASON IS MOST IMPORTANT

ASK Description: Respondents who reported the police did not find out about this incident for multiple reasons.

ASK Specification: IF PI2a[\_1/.../\_12] = 1 OR PI2b[\_1/.../\_5] = 1 FOR TWO OR MORE REASONS.

PROGRAM: ROUTING INSTRUCTIONS: If PI2a\_7 = 1 and LO\_3=6, go to PI2c.

Else, if PI2a\_7 != 1 and LO\_3 = 6, go to PI16a.

Else, go to PI17.

DISPLAY: If CONDITION = 2, display all categories in uppercase. Else, if CONDITION = 3, display in mixed case.

If PI2a\_1 = 1, display response option 1. Else, do not display.

If PI2a\_2 = 1, display response option 2. Else, do not display.

If PI2a\_3 = 1, display response option 3. Else, do not display.

If PI2a\_4 = 1, display response option 4. Else, do not display.

If PI2a\_5 = 1, display response option 5. Else, do not display.

If PI2a\_6 = 1, display response option 6. Else, do not display.

If PI2a\_7 = 1, display response option 7. Else, do not display.

If PI2a\_8 = 1, display response option 8. Else, do not display.

If PI2a\_9 = 1, display response option 9. Else, do not display.

If PI2a\_10 = 1, display response option 10. Else, do not display.

If PI2a\_11 = 1, display response option 11. Else, do not display.

If PI2a\_12 = 1, display response option 12. Else, do not display.

If PI2b\_1 = 1, display response option 13. Else, do not display.

If PI2b\_2 = 1, display response option 14. Else, do not display.

If PI2b\_3 = 1, display response option 15. Else, do not display.

If PI2b\_4 = 1, display response option 16. Else, do not display.

If PI2b\_5\_SPECIFY != -9, display "FILL DISPLAY FROM PI2b\_5\_SPECIFY". Else, do not display.

PQID: CIR 118, modified

SAS Variable: PI3

Tags: Change Request

Notes: added category 5 "You told a parent or other adult relative"

**Question ID: PI2c**

Did you report the incident to a school official or School Resource Officer?

- 1 Yes GO TO PI17
- 2 No

ASK Description: Respondents who reported the incident happened at school, on school property, or on a school bus and reported the incident to an official other than police.

ASK Specification: If LO\_3 = 6 and PI2a\_7 = 1.

PQID: NEW

SAS Variable: PI2c

Notes: ask update only

**Question ID: PI2d**

Why did you decide not to contact a school official or School Resource Officer?{ Any other reasons?} (*Mark all that apply.*)

- 1 You didn't think it was important enough to report
- 2 You didn't think the official or school resource officer would do anything about it
- 3 You weren't sure who did it
- 4 It was too personal to report
- 5 You took care of it yourself
- 6 You didn't think the police would believe you
- 7 You didn't want to get into trouble
- 8 You didn't want the offender or his/her family to get in trouble or face harsh consequences
- 9 You were worried the offender might get back at you
- 10 You weren't sure it was a crime
- 11 Some other reason

ASK Description: Respondents who reported the incident happened at school, on school property, or on a school bus and reported the incident to an official other than police and did not report the incident to a school official or School Resource Officer.

ASK Specification: If LO\_3 = 6 and PI2a\_7 = 1 AND PI2c = 2.

PROGRAM: ROUTING INSTRUCTIONS: GO TO PI17.

DISPLAY: If CONDITION = 2, display "Any other reasons?". Else do not display. Display "Mark all that apply." in italics.

If CONDITION = 2, display all categories in uppercase. Else, if CONDITION = 3, display in mixed case.

PQID: CIR117a, modified

SAS Variable: PI2d\_1, PI2d\_2, PI2d\_3, PI2d\_4, PI2d\_5, PI2d\_6, PI2d\_7, PI2d\_8, PI2d\_9, PI2d\_10, PI2d\_11

Tags: Change Request, Choose-all-that-apply Item

Notes: 1. IF CONDITION=2 THE RESPONSE OPTIONS SHOULD BE IN ALL CAPS (CAPITAL LETTERS)

2. removed "with the official or the school resource officer" and added "or his/her family"

**Question ID: PI4**

Who informed the police? If more than one person, choose the first response that applies.

- 1 You informed the police yourself
- 2 Someone you live with
- 3 {A school employee or School Resource Officer}
- 4 Someone such as a security guard or a building manager
- 5 The police were at scene
- 7 Someone else told the police {Who?/Specify:}

ASK Description: Respondents who reported the police found out about the incident.

ASK Specification: IF PI1 = 1.

PROGRAM: Display text box and allow 250 character text response.

ROUTING INSTRUCTIONS: If HC2 = 1 or HC3 = 1, go to PI16b.

Else if PI4 = 1, 2, 3, 4, 7, go to PI5.

Else if PI4 = 5 or -9, go to PI17.

DISPLAY: If CONDITION = 2, display "Who?". Else, display "Specify:".

If RStudent = 1, display category 3 "A school... Officer". Else, do not display.

PQID: CIR 116a, modified

SAS Variable: PI4, PI4\_SPECIFY

Tags: Change Request

Notes: 1. Someone else told the police (CONDITION=3: Specify: / CONDITION=2: Who?)

2. reversed change request for category fill

3. #73 - readded category fill

**Question ID: PI16b**

Did you tell the police that you believe the incident was a hate crime?

- 1 Yes
- 2 No

ASK Description: Respondents who reported the police found out about the incident and suspect that this incident was a hate crime targeted at them or any of the people they spend time with.

ASK Specification: IF PI1 = 1 AND (HC2 = 1 OR HC3 = 1).

PROGRAM: ROUTING INSTRUCTIONS: If PI4 = 1, 2, 3, 4, 7, go to PI5.

Else if PI4 = 5 or -9, go to PI17.

PQID: CIR166, modified

SAS Variable: PI16b

**Question ID: PI5**

{You said someone else informed the police.} How did {you first/they} notify the police?

- 1 {You/They} called the police
- 2 {You/They} approached an officer or police car
- 3 {You/They} went to the police station
- 4 {You/They} used the internet or a social media app
- 5 Some other way - specify \_\_\_\_\_
- 6 {Don't Know}

ASK Description: Respondents who reported the police found out about the incident through the respondent, someone they live with, a school employee or School Resource Officer, a security guard or building manager, or someone else.

ASK Specification: IF PI4 = 1, 2, 3, 4, 7.

PROGRAM: Display text box and allow 250 character text response.

ROUTING INSTRUCTIONS: If PI5 = 1, 2, 3, go to PI9.

If PI5 = 4, 5, 6, go to PI\_BOX2.

DISPLAY: If PI4 =2,3,4,7, display "You said someone else informed the police." If PI4 = 1, display "you first" and "you". Else if PI4 != 1, display "they", "they" and category 6.

If CONDITION = 2, display response options in uppercase. Else, if CONDITION = 3, display response options in mixed case.

PQID: New

SAS Variable: PI5, PI5\_SPECIFY

Tags: Change Request

Notes: IF CONDITION=2 THE RESPONSE OPTIONS SHOULD BE IN ALL CAPS (CAPITAL LETTERS)

**Question ID: PI9**

Which of the following BEST describes when the police were first contacted? { (READ RESPONSES UNTIL R SAYS YES.) }

- 1 While the incident was happening
- 2 Within 10 minutes after the incident occurred
- 3 Within an hour after the incident occurred
- 4 Within 24 hours of the incident
- 5 Longer than a day after the incident occurred

ASK Description: Respondents who reported the police were notified by phone call, approaching an officer, or by going to the police station.

ASK Specification: IF PI5 = 1, 2, 3.

DISPLAY: If CONDITION = 2, display " (READ RESPONSES UNTIL R SAYS YES.)". Else do not display.

PQID: New

SAS Variable: PI9

Notes: Which of the following BEST describes when the police were first contacted? [ CONDITION=2: (READ RESPONSES UNTIL R SAYS YES.) ]

**Box ID: PI\_BOX2**

IF PI5 = 1, 4, 5, GO TO PI\_BOX2A.  
ELSE, GO TO PI\_BOX3.

**Box ID: PI\_BOX2A**

Go to PI10.

**Question ID: PI10**

What did the police do when they found out about the incident? *(Mark all that apply.)*

- 1 Come to you
- 2 Tell you to go to a police station
- 3 Take a report over the phone
- 4 Deal with it through the mail
- 5 Deal with it through the Internet or a social media app
- 6 Something else\_\_\_\_\_
- 7 {IF R VOLUNTEERS: THE POLICE DID NOTHING/The police did nothing}

ASK Description: Respondents who reported the police were contacted by phone, using the internet or social media app, or some other way.

ASK Specification: IF PI5 = 1, 4, 5.

PROGRAM: Display text box and allow 250 character text response.

ROUTING INSTRUCTIONS: Go to PI\_BOX3.

DISPLAY: Display "Mark all that apply." in italics.

If CONDITION = 2, display "IF R... NOTHING". Else if CONDITION = 3, display "The police did nothing".

PQID: CIR 121, modified

SAS Variable: PI10\_1, PI10\_2, PI10\_3, PI10\_4, PI10\_5, PI10\_6, PI10\_6\_SPECIFY, PI10\_7

Tags: Change Request, Choose-all-that-apply Item

Notes: What did the police do when they found out about the incident? (CONDITION=2: Did they . . . / CONDITION=3: ) (Mark all that apply.)

7. (CONDITION=2: IF R VOLUNTEERS: THE POLICE DID NOTHING/ CONDITION=3: The police did nothing)

2. reversed change request for cond = 2 fill.

3. #457 - added conditional text for option 7

**Box ID: PI\_BOX3**

Respondents who reported the police came to them when they found out about the incident, go to PI13.

Else, respondents who gave the police a report over the phone, go to PI11.

Else, go to PI\_BOX4.

If PI10\_1 = 1, go to PI13.

Else, if PI10\_3 = 1, go to PI11.

Else, go to PI\_BOX4.



**Question ID: PI11**

How satisfied were you with how the phone report was taken{ . . ./?}

- 1 Completely satisfied
- 2 Mostly satisfied
- 3 Equally satisfied and dissatisfied
- 4 Mostly dissatisfied
- 5 Completely dissatisfied
- 6 {Or do you not have an opinion?/Don't know}

ASK Description: Respondents who gave the police a report over the phone.

ASK Specification: IF PI10\_3 = 1.

DISPLAY: If CONDITION = 2, display " ...". Else, display "?".

If CONDITION = 2 and PI4 = 2, 3, 4, 5, 7 , display option 6 "Or do you not have an opinion?".

Else, if CONDITION = 3 and PI4 = 2, 3, 4, 5, 7, display option 6 "Don't know".

Else, do not display.

PQID: New

SAS Variable: PI11

Tags: Change Request

Notes: How satisfied were you with how the phone report was taken (CONDITION=3: . . . / CONDITION=2: ? )

response option 6 will also differ as follows:

6. IF CODES 2-5, 7 IN PI4: (CONDITION=2: Or do you not have an opinion? / CONDITION=3: Don't know)

**Box ID: PI\_BOX4**

Respondents who reported the police told them to go to a police station, or took a report over the phone, or dealt with it through the mail, or dealt with it through the internet or social media app, or did something else, or did nothing, go to PI12.  
Else, go to PI\_BOX6.

If PI10\_2 = 1 OR PI10\_3 = 1 OR PI10\_4 = 1 OR PI10\_5 = 1 OR PI10\_6 = 1 OR PI10\_7 = 1, go to PI12.

Else, go to PI\_BOX6.

**Question ID: PI12**

Do you think the police should have come to you when they were contacted?

- 1 Yes
- 2 No

ASK Description: Respondents who reported the police told them to go to a police station, or took a report over the phone, or dealt with it through the mail, or dealt with it through the internet or social media app, or did something else, or did nothing.

ASK Specification: IF PI10\_2 = 1 OR PI10\_3 = 1 OR PI10\_4 = 1 OR PI10\_5 = 1 OR PI10\_6 = 1 OR PI10\_7= 1.

PROGRAM: Go to PI17.

PQID: New

SAS Variable: PI12

**Question ID: PI13**

How satisfied were you with the time it took the police to get to you after they were contacted?

- 1 Completely satisfied
- 2 Mostly satisfied
- 3 Equally satisfied and dissatisfied
- 4 Mostly dissatisfied
- 5 Completely dissatisfied
- 6 {Or do you not have an opinion?/Don't Know}

ASK Description: Respondents who reported the police came to them when they found out about incident.

ASK Specification: IF PI10\_1 = 1.

DISPLAY: If CONDITION = 2 and PI4 = 2, 3, 4, 5, 7, display option 6 "Or do you not have an opinion?".

Else, if CONDITION = 3 and PI4 = 2, 3, 4, 5, 7, display option 6 "Don't know".

Else, do not display.

PQID: New

SAS Variable: PI13

Tags: Change Request

Notes: response option 6 will also differ as follows:

6. IF CODES 2-5, 7 IN PI4: (CONDITION=2: Or do you not have an opinion? / CONDITION=3: Don't know)

**Box ID: PI\_BOX5**

Respondents who reported the police came to them when they found out about incident and reported that the police were not already at the scene and the police were not contacted by approaching an officer or police car, go to PI14.  
Else, go to PI\_BOX5A.

IF PI10\_1 = 1 AND PI4 != 5 AND PI5 != 2, GO TO PI14.  
Else, go to PI\_BOX5A.

**Question ID: PI14**

Had the police told {you/the person who contacted them} how long it would take them to get there?

- 1 Yes
- 2 No
- 3 {Don't know}

ASK Description: Respondents who reported the police came to them when they found out about incident and reported that the police were not already at the scene and the police were not contacted by approaching an officer or police car.

ASK Specification: IF PI10\_1 = 1 AND PI4 != 5 AND PI5 != 2.

DISPLAY: If PI4 = 1, display "you".  
Else, display "the person who contacted them".  
If PI4 = 2, 3, 4, 7, display option 3 "Don't know".  
Else, do not display.

PQID: New

SAS Variable: PI14

**Box ID: PI\_BOX5A**

Go to PI15.

**Question ID: PI15**

{What did/Did} the police do{ any of the following} while they were there?{ Anything else?}  
(Mark all that apply.)

- 1 They took a report or asked you questions about what happened
- 2 They questioned other witnesses or suspects
- 3 They looked around
- 4 They took evidence, such as fingerprints
- 5 They made a list of what was taken
- 6 They promised to watch over the crime scene
- 7 They promised to investigate
- 8 They made one or more arrests
- 9 They did not do any of these things

ASK Description: Respondents who reported the police came to them when they found out about incident.

ASK Specification: IF PI10\_1 = 1.

DISPLAY: If CONDITION = 2, display response options in uppercase. Else, if CONDITION = 3, display response options in mixed case.

If CONDITION = 2, display "What did" and " Anything else?". Else if CONDITION = 3, display "Did" and " any of the following".

PQID: CIR 123a, modified

SAS Variable: PI15\_1, PI15\_2, PI15\_3, PI15\_4, PI15\_5, PI15\_6, PI15\_7, PI15\_8, PI15\_9

Tags: Change Request, Choose-all-that-apply Item

Notes: 1. IF CONDITION=2 THE RESPONSE OPTIONS SHOULD BE IN ALL CAPS (CAPITAL LETTERS)

(CONDITION=2: What did / CONDITION=3: Did) the police do (CONDITION=3: any of the following) while they were there? (CONDITION=2: Anything else?) (Mark all that apply.)

#468 - updated text in option 9

**Question ID: PI16**

Did the police do any of the following other things while they were there? (*Mark all that apply.*)

- 1 They calmed people down
- 2 They resolved the conflict
- 3 They gave advice about insurance
- 4 They gave information about your rights as a victim
- 5 They gave information about services that could help you as a victim
- 6 They contacted victim services on your behalf
- 7 They contacted emergency medical services
- 8 They did something else to help Specify: \_\_\_\_\_
- 9 {RECORD IF VOLUNTEERED: }They did not do anything {else} to help

ASK Description: Respondents who reported the police came to them when they found out about incident.

ASK Specification: IF PI10\_1 = 1.

PROGRAM: Display text box and allow 250 character text response.

DISPLAY: Display "Mark all that apply." in italics.

If PI15\_1 = 1 or PI15\_2 = 1 or PI15\_3= 1 or PI15\_4= 1 or PI15\_5= 1 or PI15\_6= 1 or PI15\_7= 1 or PI15\_8= 1, display "else" in response option 8. Else, do not display.

If CONDITION = 2, display "RECORD IF VOLUNTEERED: ". Else, do not display.

PQID: NEW

SAS Variable: PI16\_1, PI16\_2, PI16\_3, PI16\_4, PI16\_5, PI16\_6, PI16\_7, PI16\_8, PI16\_8\_SPECIFY, PI16\_9

Tags: Change Request, Choose-all-that-apply Item

Notes: 1. (CONDITION=2: RECORD IF VOLUNTEERED:) They did not do anything (IF ANY PI15=1thru7 IF YES: else) to help

2. replaced "victims" with "you as a victim" and added new response category "They contacted victim services on your behalf"

**Box ID: PI\_BOX6**

Respondents who reported the incident happened at school, on school property, or on a school bus and did not report the incident to an official other than police, go to PI16a.  
Else, go to PI17.

---

If PI2a\_7 != 1 and LO\_3 = 6, go to PI16a.  
Else go to PI17.

Tags: Change Request

Notes: variable name update in routing only

**Question ID: PI16a**

Did anyone report the incident to a school official or School Resource Officer (SRO)?

- 1 Yes
- 2 No

ASK Description: Respondents who reported the incident happened at school, on school property, or on a school bus and did not report the incident to an official other than police.

ASK Specification: IF PI2a\_7 != 1 AND LO\_3 = 6.

PQID: NEW

SAS Variable: PI16a

Notes: ask update only

**Question ID: PI17**

Did you (or anyone you live with) have any later contact with the police about the incident?

- 1 Yes
- 2 No

ASK Description: Respondents who reported whether or not the police found out about the incident.

ASK Specification: IF PI1 = 1, 2.

PROGRAM: ROUTING INSTRUCTIONS: If PI17 = 1, go to PI18.

Else, if PI17 = 2 and PI1 = 1, go to PI20.

Else, go to PI24.

PQID: CIR124

SAS Variable: PI17

**Question ID: PI18**

Thinking about these later contacts, did the police get in touch with you or did you get in touch with them?

- 1 Police contacted you (or someone else you live with)
- 2 You (or someone else you live with) contacted the police
- 3 BOTH

ASK Description: Respondents who reported they or anyone they live with had any later contact with the police about the incident.

ASK Specification: IF PI17 = 1.

PQID: CIR125a

SAS Variable: PI18

**Question ID: PI19**

What did the police do to follow up on {this/the} incident?{ Anything else?} (*Mark all that apply.*)

- 1 They took a report or asked you questions about what happened
- 2 They questioned other witnesses or suspects
- 3 They watched over or promised to watch over the crime scene
- 4 {They got some or all of your belongings back}
- 5 They made one or more arrests
- 6 They stayed in touch
- 7 They contacted victim services on your behalf
- 8 They did something else (specify) \_\_\_\_\_
- 9 They did not do anything to your knowledge

ASK Description: Respondents who reported they or anyone they live with had any later contact with the police about the incident.

ASK Specification: IF PI17 = 1.

PROGRAM: Display text box and allow 250 character text response.

DISPLAY: If more than 1 CIR reported, display "this". Else, if only one incident reported, display "the".

If CONDITION = 2, display " Anything else?". Else, do not display.

Display "Mark all that apply." in italics.

If CONDITION = 2, display response options in uppercase. Else, if CONDITION = 3, display response options in mixed case.

IF S\_T = 1, display response option 4 "They got... back".

PQID: CIR 127a, modified

SAS Variable: PI19\_1, PI19\_2, PI19\_3, PI19\_4, PI19\_5, PI19\_6, PI19\_7, PI19\_8, PI19\_8\_SPECIFY, PI19\_9

Tags: Change Request, Choose-all-that-apply Item

Notes: 1. IF CONDITION=2 THE RESPONSE OPTIONS SHOULD BE IN ALL CAPS (CAPITAL LETTERS)

2. Add a new response option after category 6: They contacted victim services on your behalf



**Question ID: PI20**

Next are some questions about how you feel the police handled {this/the} incident. If more than one officer was involved, please think about how you would rate them as a group.

How respectfully did the police treat you?

- 1 Very respectfully
- 2 Somewhat respectfully
- 3 Neither respectfully or disrespectfully
- 4 Somewhat disrespectfully
- 5 Very disrespectfully
- 6 {Does not apply}

ASK Description: Respondents who reported they or anyone they live with had any later contact with the police about the incident or reported they or anyone they live with did not have any later contact with the police but the police did find out about the incident.

ASK Specification: IF PI17 = 1 OR (PI17 = 2 AND PI1 = 1).

DISPLAY: If more than 1 CIR reported, display "this". Else, if only one incident reported, display "the".

If PI4 != 1 or 5, display response option 6 "Does not apply". Else, do not display.

PQID: New

SAS Variable: PI20

**Question ID: PI21**

How satisfied were you with the amount of time the police gave you to tell your story?

- 1 Completely satisfied
- 2 Mostly satisfied
- 3 Equally satisfied and dissatisfied
- 4 Mostly dissatisfied
- 5 Completely dissatisfied
- 6 {Does not apply}

ASK Description: Respondents who reported they or anyone they live with had any later contact with the police about the incident or reported they or anyone they live with did not have any later contact with the police but the police did find out about the incident.

ASK Specification: IF PI17 = 1 OR (PI17 = 2 AND PI1 = 1).

DISPLAY: If PI4 != 1 or 5, display response option 6 "Does not apply". Else, do not display.

PQID: New

SAS Variable: PI21

**Question ID: PI22**

How satisfied were you that the police did everything they could . . .

- 1 Completely satisfied
- 2 Mostly satisfied
- 3 Equally satisfied and dissatisfied
- 4 Mostly dissatisfied
- 5 Completely dissatisfied

ASK Description: Respondents who reported they or anyone they live with had any later contact with the police about the incident or reported they or anyone they live with did not have any later contact with the police but the police did find out about the incident.

ASK Specification: IF PI17 = 1 OR (PI17 = 2 AND PI1 = 1).

PQID: New

SAS Variable: PI22

**Question ID: PI23**

Taking the whole experience into account, how effectively did the police handle the incident?

- 1 Very effectively
- 2 Somewhat effectively
- 3 Neither effectively nor ineffectively
- 4 Somewhat ineffectively
- 5 Very ineffectively

ASK Description: Respondents who reported they or anyone they live with had any later contact with the police about the incident or they or anyone they live with did not have any later contact with the police but the police did find out about the incident.

ASK Specification: IF PI17 = 1 OR (PI17 = 2 AND PI1 = 1).

PQID: New

SAS Variable: PI23

**Question ID: PI24**

At the time, did you consider this incident to be a crime?

- 1 Yes
- 2 No

ASK Description: Respondents who did not report whether or not the police found out about the incident or they or anyone they live with did not have any later contact with the police and the police found out about the incident.

ASK Specification: IF PI1 = -9 OR (PI17 = 2 AND PI1 = 1, 2) OR PI17 = 1, -9.

SAS Variable: PI24

Tags: Change Request

Notes: updated routing due to deleting PI24a

**Question ID: PI25**

Now, looking back, do you consider this incident to be a crime?

- 1 Yes
- 2 No

ASK Description: Respondents who did not report whether or not the police found out about the incident or they or anyone they live with did not have any later contact with the police and the police found out about the incident.

ASK Specification: IF PI1 = -9 OR (PI17 = 2 AND PI1 = 1, 2) OR PI17 = 1, -9.

SAS Variable: PI25

Tags: Change Request

Notes: updated routing due to deleting PI25a

## Workplace Violence Series

**Box ID: WV\_BOX1**

Respondents who had a job or worked at a business in the past 7 days or past 12 months and reported this incident involved an attack, threatened attack, attack with a weapon, or unwanted sexual contact, go to WV1.  
Else, go to CS1.

---

If (PC5 = 1 or PC6 = 1) and (S\_A = 1 OR S\_TA = 1 OR S\_ATA = 1 OR S\_SA = 1), go to WV1.  
Else, go to CS1.

**Question ID: WV1**

Did {this/the} incident occur while you were working or on duty?

1 Yes

GO TO WV\_BOX3

2 No

ASK Description: Respondents who had a job or worked at a business in the past 7 days or past 12 months and reported this incident involved an attack, threatened attack, attack with a weapon, or unwanted sexual contact.

ASK Specification: IF (PC5 = 1 OR PC6 = 1) AND (S\_A = 1 OR S\_TA = 1 OR S\_ATA = 1 OR S\_SA = 1).

DISPLAY: If more than 1 CIR, display "this". Else, display "the".

PQID: CIR135a, modified

SAS Variable: WV1

**Box ID: WV\_BOX2**

Respondents who reported the incident did not occur on their own property, inside their home, or at their place of work, go to WV2.  
Else, go to CS1.

---

IF LO\_1 != 1 AND LO\_3 != 1, 3, 5, go to WV2.  
Else, go to CS1.

**Question ID: WV2**

Did {this/the} incident happen when you were on your way to or from work?

- 1 Yes
- 2 No

ASK Description: Respondents who had a job or worked at a business in the past 7 days or past 12 months and reported this incident involved an attack, threatened attack, attack with a weapon, or unwanted sexual contact and reported the incident did not occur on their own property, inside their home, or at their place of work.

ASK Specification: IF (PC5 = 1 OR PC6 = 1) AND (S\_A = 1 OR S\_TA = 1 OR S\_ATA = 1 OR S\_SA = 1) AND LO\_1 != 1 AND LO\_3 != 1, 3, 5.

DISPLAY: If more than 1 CIR, display "this". Else, display "the".

PQID: CIR135a, modified

SAS Variable: WV2

**Box ID: WV\_BOX3**

Respondents who reported the incident occurred at their place of work or reported the incident occurred while they were working or on duty or reported the incident happened on when they were on their way to or from work, go to WV3.  
Else, go to CS1.

---

IF LO\_3 = 5 or WV1 = 1 or WV2 = 1, GO TO WV3.  
ELSE, GO TO CS1.

**Question ID: WV3**

The next questions are about the job you had at the time of {this/the} incident. Were you employed by . . .

- 1 A private company, business, or individual for wages
- 2 The Federal government
- 3 A State, county, or local government
- 4 Yourself (self-employed) in your own business, professional practice, or farm
- 5 A private not-for-profit, tax-exempt, or charitable organization?

ASK Description: Respondents who had a job or worked at a business in the past 7 days or past 12 months and reported this incident involved an attack, threatened attack, attack with a weapon, or unwanted sexual contact and reported the incident occurred at their place of work or reported the incident occurred while they were working or on duty or reported the incident happened on when they were on their way to or from work.

ASK Specification: IF (PC5 = 1 OR PC6 = 1) AND (S\_A = 1 OR S\_TA = 1 OR S\_ATA = 1 OR S\_SA = 1) AND (LO\_3 = 5 OR WV1 = 1 OR WV2 = 1).

DISPLAY: If more than 1 CIR, display "this". Else, display "the".

PQID: CIR138a

SAS Variable: WV3

**Question ID: WV5**

What is the name of the (company/government agency/business/non-profit organization) where you were working at the time of {this/the} incident? *Remember, all answers to this survey are confidential, and you may skip any question that you don't want to answer.*

- 1 TEXT RESPONSE

ASK Description: Respondents who had a job or worked at a business in the past 7 days or past 12 months and reported this incident involved an attack, threatened attack, attack with a weapon, or unwanted sexual contact and reported the incident occurred at their place of work or reported the incident occurred while they were working or on duty or reported the incident happened on when they were on their way to or from work.

ASK Specification: IF (PC5 = 1 OR PC6 = 1) AND (S\_A = 1 OR S\_TA = 1 OR S\_ATA = 1 OR S\_SA = 1) AND (LO\_3 = 5 OR WV1 = 1 OR WV2 = 1).

PROGRAM: DISPLAY TEXT FIELD, MAX CHARACTER LENGTH = 1000.

DISPLAY: If more than 1 CIR, display "this". Else, display "the". Display "Remember... confidential." in italics.

PQID: CIR138c

SAS Variable: WV5

Tags: Change Request

Notes: added ", and you may skip any question that you don't want to answer"

**Question ID: WV6**

What kind of business or industry is this? What do they make or do where you were working at the time of {this/the} incident?

1 TEXT RESPONSE

ASK Description: Respondents who had a job or worked at a business in the past 7 days or past 12 months and reported this incident involved an attack, threatened attack, attack with a weapon, or unwanted sexual contact and reported the incident occurred at their place of work or reported the incident occurred while they were working or on duty or reported the incident happened on when they were on their way to or from work.

ASK Specification: IF (PC5 = 1 OR PC6 = 1) AND (S\_A = 1 OR S\_TA = 1 OR S\_ATA = 1 OR S\_SA = 1) AND (LO\_3 = 5 OR WV1 = 1 OR WV2 = 1).

PROGRAM: DISPLAY TEXT FIELD, MAX CHARACTER LENGTH = 1000.

DISPLAY: If more than 1 CIR, display "this". Else, display "the".

PQID: CIR138d

SAS Variable: WV6

**Question ID: WV7**

{Is this mainly.../Which of these categories best describes the business or industry?}{ TURN LAPTOP SCREEN TO RESPONDENT/ READ UNTIL RESPONSE PROVIDED.}

- 1 Agriculture
- 2 Forestry
- 3 Construction
- 4 Healthcare and Social Assistance
- 5 Manufacturing
- 6 Mining
- 7 Oil and Gas Extraction
- 8 Public Safety
- 9 Services
- 10 Transportation
- 11 Warehousing
- 12 Utilities
- 13 Retail trade
- 14 Wholesale trade
- 15 Something else Specify: \_\_\_\_\_

ASK Description: Respondents who had a job or worked at a business in the past 7 days or past 12 months and reported this incident involved an attack, threatened attack, attack with a weapon, or unwanted sexual contact and reported the incident occurred at their place of work or reported the incident occurred while they were working or on duty or reported the incident happened on when they were on their way to or from work.

ASK Specification: IF (PC5 = 1 OR PC6 = 1) AND (S\_A = 1 OR S\_TA = 1 OR S\_ATA = 1 OR S\_SA = 1) AND (LO\_3 = 5 OR WV1 = 1 OR WV2 = 1).

PROGRAM: Display text box and allow 250 character text response.

DISPLAY: IF CONDITION = 2, display "Is this mainly...". IF MODE = 1 (IN PERSON), display "TURN LAPTOP SCREEN TO RESPONDENT". Else if MODE = 2 (PHONE), display "READ UNTIL RESPONSE PROVIDED." If CONDITION = 3, display "Which of these... industry?".

PQID: CIR138e, modified

SAS Variable: WV7, WV7\_SPECIFY

Tags: Change Request

Notes: 1. Revised display instructions: IF MODE=IN PERSON: TURN LAPTOP SCREEN TO RESPONDENT/IF MODE=PHONE: READ UNTIL RESPONSE PROVIDED

2. New stem wording (both condition 2 and condition 3) ...

IF CONDITION = 2, stem = "Is this mainly... (DISPLAY)"

DISPLAY = IF MODE=1 (IN PERSON), display: TURN LAPTOP SCREEN TO RESPONDENT.

ELSE if MODE=2 (PHONE), display: READ UNTIL RESPONSE PROVIDED.

ELSE If CONDITION = 3, stem = "Which of these categories best describes the business or industry?"



**Question ID: WV8**

What kind of work were you doing at this job at the time of {this/the} incident, that is, what was your occupation? (For example: registered nurse, personnel manager, supervisor of order department, secretary, accountant)

1 TEXT RESPONSE

ASK Description: Respondents who had a job or worked at a business in the past 7 days or past 12 months and reported this incident involved an attack, threatened attack, attack with a weapon, or unwanted sexual contact and reported the incident occurred at their place of work or reported the incident occurred while they were working or on duty or reported the incident happened on when they were on their way to or from work.

ASK Specification: IF (PC5 = 1 OR PC6 = 1) AND (S\_A = 1 OR S\_TA = 1 OR S\_ATA = 1 OR S\_SA = 1) AND (LO\_3 = 5 OR WV1 = 1 OR WV2 = 1).

PROGRAM: DISPLAY TEXT FIELD, MAX CHARACTER LENGTH = 1000.

DISPLAY: If more than 1 CIR, display "this". Else, display "the".

PQID: CIR138f

SAS Variable: WV8

**Question ID: WV9**

What were your usual activities or duties at this job? (For example: patient care, directing hiring policies, supervising order clerks, typing and filing, reconciling financial records)

1 TEXT RESPONSE

ASK Description: Respondents who had a job or worked at a business in the past 7 days or past 12 months and reported this incident involved an attack, threatened attack, attack with a weapon, or unwanted sexual contact and reported the incident occurred at their place of work or reported the incident occurred while they were working or on duty or reported the incident happened on when they were on their way to or from work.

ASK Specification: IF (PC5 = 1 OR PC6 = 1) AND (S\_A = 1 OR S\_TA = 1 OR S\_ATA = 1 OR S\_SA = 1) AND (LO\_3 = 5 OR WV1 = 1 OR WV2 = 1).

PROGRAM: DISPLAY TEXT FIELD, MAX CHARACTER LENGTH = 1000.

PQID: NCVS-2, 138g

SAS Variable: WV9

## Consequences II: Socio-emotional Problems

### Question ID: CS1

Being a victim of crime affects people in different ways. The next questions are about how {this/the} incident may have affected you.

Did {this/the} incident lead you to have serious problems with your{ job or} schoolwork, or trouble with people{ at work or} at school?

- 1 Yes
- 2 No

ASK Description: Respondents who reported an incident.

ASK Specification: IF S\_MV = 1 or S\_MVP = 1 or S\_T = 1 or S\_BI = 1 or S\_V = 1 or S\_A = 1 or S\_TA = 1 or S\_ATA = 1 or S\_SA = 1.

DISPLAY: If more than 1 CIR, display "this". Else, display "the".  
If UT\_AGE >= 16, display " job or" and " at work or". Else, do not display.

PQID: CIR 36a, modified

SAS Variable: CS1

### Question ID: CS2

Did {this/the} incident lead you to have serious problems with family members or friends, such as having more arguments with them, losing trust in them, or feeling more distant from them?

- 1 Yes
- 2 No

ASK Description: Respondents who reported an incident.

ASK Specification: IF S\_MV = 1 or S\_MVP = 1 or S\_T = 1 or S\_BI = 1 or S\_V = 1 or S\_A = 1 or S\_TA = 1 or S\_ATA = 1 or S\_SA = 1.

DISPLAY: If more than 1 CIR, display "this". Else, display "the".

PQID: CIR 36b, modified

SAS Variable: CS2

**Question ID: CS3**

How upsetting has {this/the} incident been to you?

- 1 Not at all upsetting
- 2 Mildly upsetting
- 3 Moderately upsetting
- 4 Severely upsetting

ASK Description: Respondents who reported an incident.

ASK Specification: IF S\_MV = 1 or S\_MVP = 1 or S\_T = 1 or S\_BI = 1 or S\_V = 1 or S\_A = 1 or S\_TA = 1 or S\_ATA = 1 or S\_SA = 1.

DISPLAY: If more than 1 CIR, display "this". Else, display "the".

PQID: CIR 36c, modified

SAS Variable: CS3

**Box ID: CS\_BOX1**

Respondents who had serious problems with their job or schoolwork, or trouble with people at work or school, or had serious problems with family members or friends, or reported this incident was moderately upsetting or severely upsetting to them, go to CS\_BOX2. Else, go to CE\_BOX1.

---

If CS1 = 1 or CS2 = 1 or CS3 = 3, 4, go to CS\_BOX2. Else, go to CE\_BOX1.

**Box ID: CS\_BOX2**

Display questions CS4\_A through CS4\_H using the expanded stem-leaf screen. The introduction text from CS4\_A is the stem. Show all leaves on the screen at once.

Tags: Change Request, Stem and Leaf screen

Notes: variable name update only

**Question ID: CS4\_A**

{I am going to read/Here is} a list of things you may have felt because of the incident. For each, please {tell me/mark} whether you didn't feel this way at all, you felt this way for less than a month, or you felt this way for a month or longer.

Angry

- 1 Didn't feel this way
- 2 Yes, for less than 1 month
- 3 Yes, for 1 month or more

ASK Description: Respondents who had serious problems with their job or schoolwork, or trouble with people at work or school, or had serious problems with family members or friends, or reported this incident was moderately upsetting or severely upsetting to them.

ASK Specification: IF CS1 = 1 OR CS2 = 1 OR CS3 = 3, 4.

DISPLAY: If CONDITION = 2, display "I am going to read" and "tell me". Else if CONDITION = 3, display "Here is" and "mark".

PQID: CIR 37, modified

SAS Variable: CS4\_A

Tags: Change Request, Stem and Leaf screen

Notes: (CONDITION=3: Here is / CONDITION=2: I am going to read) a list of things you may have felt because of the incident. For each, please (CONDITION=3: mark / CONDITION=2: tell me) whether you didn't feel this way at all, you felt this way for less than a month, or you felt this way for a month or longer.

- a. Angry (CONDITION=2: - did you not feel angry at all, did you feel angry for less than a month, or did you feel angry for a month or more?)
2. #82 - removed additional text after each category

**Question ID: CS4\_B**

Shocked

- 1 Didn't feel this way
- 2 Yes, for less than 1 month
- 3 Yes, for 1 month or more

ASK Description: Respondents who had serious problems with their job or schoolwork, or trouble with people at work or school, or had serious problems with family members or friends, or reported this incident was moderately upsetting or severely upsetting to them.

ASK Specification: IF CS1 = 1 OR CS2 = 1 OR CS3 = 3, 4.

PQID: CIR 37, modified

SAS Variable: CS4\_B

Tags: Change Request, Stem and Leaf screen

Notes: b. Shocked (CONDITION=2: ((- did you not feel shocked at all, did you feel shocked for less than a month, or did you feel shocked for a month or more?) )

2. #82 - removed additional text after each category

**Question ID: CS4\_C**

Fearful

- 1 Didn't feel this way
- 2 Yes, for less than 1 month
- 3 Yes, for 1 month or more

ASK Description: Respondents who had serious problems with their job or schoolwork, or trouble with people at work or school, or had serious problems with family members or friends, or reported this incident was moderately upsetting or severely upsetting to them.

ASK Specification: IF CS1 = 1 OR CS2 = 1 OR CS3 = 3, 4.

PQID: CIR 37, modified

SAS Variable: CS4\_C

Tags: Change Request, Stem and Leaf screen

Notes: c. Fearful (CONDITION=2: ((- did you not feel fearful at all, did you feel fearful for less than a month, or did you feel fearful for a month or more?) )

2. #82 - removed additional text after each category

**Question ID: CS4\_D**

Depressed

- 1 Didn't feel this way
- 2 Yes, for less than 1 month
- 3 Yes, for 1 month or more

ASK Description: Respondents who had serious problems with their job or schoolwork, or trouble with people at work or school, or had serious problems with family members or friends, or reported this incident was moderately upsetting or severely upsetting to them.

ASK Specification: IF CS1 = 1 OR CS2 = 1 OR CS3 = 3, 4.

PQID: CIR 37, modified

SAS Variable: CS4\_D

Tags: Change Request, Stem and Leaf screen

Notes: d. Depressed (CONDITION=2: ((- did you not feel depressed at all, did you feel depressed for less than a month, or did you feel depressed for a month or more?) )

2. #82 - removed additional text after each category

**Question ID: CS4\_E**

Anxious or panicked

- 1 Didn't feel this way
- 2 Yes, for less than 1 month
- 3 Yes, for 1 month or more

ASK Description: Respondents who had serious problems with their job or schoolwork, or trouble with people at work or school, or had serious problems with family members or friends, or reported this incident was moderately upsetting or severely upsetting to them.

ASK Specification: IF CS1 = 1 OR CS2 = 1 OR CS3 = 3, 4.

PQID: CIR 37, modified

SAS Variable: CS4\_E

Tags: Change Request, Stem and Leaf screen

Notes: e. Anxious or panicked (CONDITION=2: ((- did you not feel anxious or panicked at all, did you feel anxious or panicked for less than a month, or did you feel anxious or panicked for a month or more?) )

2. #82 - removed additional text after each category

**Question ID: CS4\_F**

Less confident

- 1 Didn't feel this way
- 2 Yes, for less than 1 month
- 3 Yes, for 1 month or more

ASK Description: Respondents who had serious problems with their job or schoolwork, or trouble with people at work or school, or had serious problems with family members or friends, or reported this incident was moderately upsetting or severely upsetting to them.

ASK Specification: IF CS1 = 1 OR CS2 = 1 OR CS3 = 3, 4.

PQID: CIR 37, modified

SAS Variable: CS4\_F

Tags: Change Request, Stem and Leaf screen

Notes: f. Less confident (CONDITION=2: ((- did you not feel less confident at all, did you feel less confident for less than a month, or did you feel less confident for a month or more?) )  
2. #82 - removed additional text after each category

**Question ID: CS4\_G**

Sad

- 1 Didn't feel this way
- 2 Yes, for less than 1 month
- 3 Yes, for 1 month or more

ASK Description: Respondents who had serious problems with their job or schoolwork, or trouble with people at work or school, or had serious problems with family members or friends, or reported this incident was moderately upsetting or severely upsetting to them.

ASK Specification: IF CS1 = 1 OR CS2 = 1 OR CS3 = 3, 4.

PQID: CIR 37, modified

SAS Variable: CS4\_G

Tags: Change Request, Stem and Leaf screen

Notes: g. Sad (CONDITION=2: ((- did you not feel sad at all, did you feel sad for less than a month, or did you feel sad for a month or more?) )  
2. #82 - removed additional text after each category

**Question ID: CS4\_H**

Annoyed

- 1 Didn't feel this way
- 2 Yes, for less than 1 month
- 3 Yes, for 1 month or more

ASK Description: Respondents who had serious problems with their job or schoolwork, or trouble with people at work or school, or had serious problems with family members or friends, or reported this incident was moderately upsetting or severely upsetting to them.

ASK Specification: IF CS1 = 1 OR CS2 = 1 OR CS3 = 3, 4.

PQID: CIR 37, modified

SAS Variable: CS4\_H

Tags: Change Request, Stem and Leaf screen

Notes: h. Annoyed (CONDITION=2: ((- did you not feel annoyed at all, did you feel annoyed for less than a month, or did you feel annoyed for a month or more?) )

2. #82 - removed additional text after each category

**Question ID: CS5a**

Did you have difficulty sleeping because of the incident?

- 1 No
- 2 Yes, for less than one month
- 3 Yes, for one month or more

ASK Description: Respondents who had serious problems with their job or schoolwork, or trouble with people at work or school, or had serious problems with family members or friends, or reported this incident was moderately upsetting or severely upsetting to them.

ASK Specification: IF CS1 = 1 OR CS2 = 1 OR CS3 = 3, 4.

PQID: CIR38b, modified

SAS Variable: CS5a



**Question ID: CS6**

Have you talked to a psychologist, psychiatrist, counselor, or other mental health professional about {this/the} incident?

- |       |               |
|-------|---------------|
| 1 Yes | GO TO CS7     |
| 2 No  | GO TO CE_BOX1 |

ASK Description: Respondents who had serious problems with their job or schoolwork, or trouble with people at work or school, or had serious problems with family members or friends, or reported this incident was moderately upsetting or severely upsetting to them.

ASK Specification: IF CS1 = 1 OR CS2 = 1 OR CS3 = 3, 4.

DISPLAY: If more than 1 CIR, display "this". Else, display "the".

PQID: New

SAS Variable: CS6

**Question ID: CS7**

Did you have any out-of-pocket expenses for your mental health care, that is, expenses that you do not expect to get paid back from insurance or some other source?

- |              |               |
|--------------|---------------|
| 1 Yes        | GO TO CS8     |
| 2 No         | GO TO CE_BOX1 |
| 3 Don't know | GO TO CE_BOX1 |

ASK Description: Respondents who had serious problems with their job or schoolwork, or trouble with people at work or school, or had serious problems with family members or friends, or reported this incident was moderately upsetting or severely upsetting to them and talked to a mental health professional about this incident.

ASK Specification: IF (CS1 = 1 OR CS2 = 1 OR CS3 = 3, 4) AND CS6 = 1.

PQID: New

SAS Variable: CS7

Tags: Change Request

Notes: Add a "Don't know" response option (it will follow the same SKIP pattern as CS7=NO)

**Question ID: CS8**

How much were these out-of-pocket expenses? { READ CATEGORIES AS NEEDED. }

- 1 Less than \$100
- 2 \$100 to less than \$500
- 3 \$500 to less than \$1000
- 4 \$1000 to less than \$5000
- 5 \$5000 or more

ASK Description: Respondents who had serious problems with their job or schoolwork, or trouble with people at work or school, or had serious problems with family members or friends, or reported this incident was moderately upsetting or severely upsetting to them and talked to a mental health professional about this incident and reported out of pocket expenses for their mental health care.

ASK Specification: IF (CS1 = 1 OR CS2 = 1 OR CS3 = 3, 4) AND CS6 = 1 AND CS7 = 1.

DISPLAY: If CONDITION = 2, display " READ CATEGORIES AS NEEDED". Else, do not display.

PQID: New

SAS Variable: CS8

Tags: Change Request

Notes: How much were these out-of-pocket expenses? [ CONDITION=2: READ CATEGORIES AS NEEDED. ]

## Consequences III: Economic Consequences

**Box ID: CE\_BOX1**

Respondents who confirmed their vehicle was actually stolen as part of this incident, go to CE1.  
 Else, respondents who had anything stolen as part of this incident or had vehicle parts or gas stolen during the incident, go to CE5.  
 Else, respondents who reported someone vandalized their home, car, or something else that belongs to them or someone they live with or someone killed an animal that belonged to them as part of this incident, go to CE13.  
 Else, go to CE\_BOX5.

If MV1a = 1, go to CE1.  
 Else, if S\_T = 1 or MV1b = 1, go to CE5.  
 Else, if S\_V = 1, go to CE13.  
 Else, go to CE\_BOX5.

**Question ID: CE1**

What would you estimate was the value of the vehicle that was stolen or taken without permission?{ READ CATEGORIES AS NEEDED.}

- 1 Less than \$500
- 2 \$500 to less than \$1,000
- 3 \$1,000 to less than \$5,000
- 4 \$5,000 to less than \$10,000
- 5 \$10,000 or more

ASK Description: Respondents who confirmed their vehicle was actually stolen as part of this incident.

ASK Specification: IF MV1a = 1.

DISPLAY: If CONDITION = 2, display " READ CATEGORIES AS NEEDED.". Else, do not display.

PQID: CIR 104b, modified

SAS Variable: CE1

Tags: Change Request

Notes: CONDITION=2: READ CATEGORIES AS NEEDED.

**Question ID: CE2**

Did you get the vehicle back?

- |       |               |
|-------|---------------|
| 1 Yes | GO TO CE3     |
| 2 No  | GO TO CE_BOX2 |

ASK Description: Respondents who confirmed their vehicle was actually stolen as part of this incident.

ASK Specification: IF MV1a = 1.

PQID: CIR 99, modified

SAS Variable: CE2

**Question ID: CE3**

Was the vehicle damaged in any way?

- 1 Yes, it was damaged beyond repair
- 2 Yes, there was some damage
- 3 No, there was no damage

ASK Description: Respondents who confirmed their vehicle was actually stolen as part of this incident and got the vehicle back.

ASK Specification: IF MV1a = 1 AND CE2 = 1

PQID: New

SAS Variable: CE3

**Box ID: CE\_BOX2**

Respondents who reported anything was stolen from their vehicle, go to CE4.  
Else, go to CE\_BOX3.

---

If S\_01E = 1, go to CE4.  
Else, go to CE\_BOX3.

**Question ID: CE4**

Earlier you said some items were stolen along with the vehicle. What was the value of these other items, including the value of anything you got back?{ READ CATEGORIES AS NEEDED.}

- 1 Less than \$25
- 2 \$25 to less than \$50
- 3 \$50 to less than \$100
- 4 \$100 to less than \$500
- 5 \$500 or more

ASK Description: Respondents who confirmed their vehicle was actually stolen as part of this incident and reported anything was stolen from their vehicle .

ASK Specification: IF MV1a = 1 AND S\_01E = 1

PROGRAM: ROUTING INSTRUCTIONS: Go to CE\_BOX4.

DISPLAY: If CONDITION = 2, display " READ CATEGORIES AS NEEDED.". Else, do not display.

PQID: CIR 104b, modified

SAS Variable: CE4

Tags: Change Request

Notes: CONDITION=2: READ CATEGORIES AS NEEDED.

**Box ID: CE\_BOX3**

Respondents who had anything stolen as part of this incident or had vehicle parts or gas stolen during the incident and did not actually have their vehicle stolen, go to CE5.

---

If (S\_T = 1 or MV1b = 1) and MV1a != 1, GO TO CE5.  
Else, go to CE\_BOX4.

**Question ID: CE5**

(Including cash) what would you estimate was the total value of the stolen items, including the value of anything you got back?{ READ CATEGORIES AS NEEDED.}

- 1 Less than \$25
- 2 \$25 to less than \$50
- 3 \$50 to less than \$100
- 4 \$100 to less than \$500
- 5 \$500 to less than \$1,000
- 6 \$1,000 or more

ASK Description: Respondents who had anything stolen as part of this incident or had vehicle parts or gas stolen during the incident and did not actually have their vehicle stolen

ASK Specification: IF (S\_T = 1 OR MV1b = 1) AND MV1a != 1.

DISPLAY: If CONDITION = 2, display " READ CATEGORIES AS NEEDED.". Else, do not display.

PQID: CIR 104b, modified

SAS Variable: CE5

Tags: Change Request

Notes: CONDITION=2: READ CATEGORIES AS NEEDED.

**Box ID: CE\_BOX4**

Respondents who reported their vehicle was actually stolen or reported the offender(s) actually took vehicle parts or gas or reported the offender actually stole something or had anything stolen as part of this incident, go to CE6.  
Else, go to CE\_BOX5.

---

IF MV1a = 1 OR MV1b = 1 OR S\_03AT = 1 OR S\_T = 1, GO TO CE6.  
Else, go to CE\_BOX5.

**Question ID: CE6**

{Apart from the stolen vehicle did/Did} you get any of the stolen {money }{or } {items }back?

- |   |                              |               |
|---|------------------------------|---------------|
| 1 | Yes, you got all of it back  | GO TO CE_BOX5 |
| 2 | Yes, you got some of it back | GO TO CE7     |
| 3 | No, you got none of it back  | GO TO CE_BOX5 |

ASK Description: Respondents who reported their vehicle was actually stolen or reported the offender(s) actually took vehicle parts or gas or reported the offender actually stole something or had anything stolen as part of this incident.

ASK Specification: IF MV1a = 1 OR MV1b = 1 OR S\_03AT = 1 OR S\_T = 1.

DISPLAY: IF S\_MV = 1, display "Apart from the stolen vehicle did". Else, display "Did".  
IF T2a = 1 OR T2b = 1, display "money". IF T2a OR T2b HAS ANY RESPONSE OTHER THAN 1, display "items ". If (T2a = 1 OR T2b = 1) AND (IF T2a OR T2b HAS ANY RESPONSE OTHER THAN 1), display "or ".

PQID: CIR 106, modified

SAS Variable: CE6

**Question ID: CE7**

{Apart from the cost of the vehicle, what/ What} would you estimate was the total value of the { other} items you got back?{ READ CATEGORIES AS NEEDED.}

- 1 Less than \$25
- 2 \$25 to less than \$50
- 3 \$50 to less than \$100
- 4 \$100 to less than \$500
- 5 \$500 to less than \$1,000
- 6 \$1,000 or more

ASK Description: Respondents who got any of their stolen money or items back.

ASK Specification: IF CE6 = 2.

DISPLAY: If S\_MV=1, "Apart from the cost of the vehicle, what" and " other". Else, display "What".

If CONDITION = 2, display " READ CATEGORIES AS NEEDED.". Else, do not display.

PQID: CIR 108, modified

SAS Variable: CE7

Tags: Change Request

Notes: CONDITION=2: READ CATEGORIES AS NEEDED.

## Property Damage

**Box ID: CE\_BOX5**

Respondents who did not report someone vandalized their home, car, or something else that belongs to them or someone they live with or someone killed an animal that belonged to them as part of this incident, go to CE8.  
Else, go to CE13.

If S\_V != 1, go to CE8.  
Else, go to CE13.

**Question ID: CE8**

{Other than any stolen property was/Was} anything that belonged to you or someone you live with damaged or destroyed in {this/the} incident?

- |       |               |
|-------|---------------|
| 1 Yes | GO TO CE9     |
| 2 No  | GO TO CE_BOX9 |

ASK Description: Respondents who reported an incident that did not involve someone vandalizing their home, car, or something else that belongs to them or someone they live with or someone killing an animal that belonged to them.

ASK Specification: IF S\_V != 1 AND (S\_MV = 1 OR S\_MVP = 1 OR S\_T = 1 OR S\_BI = 1 OR S\_A = 1 OR S\_TA = 1 OR S\_ATA = 1 OR S\_SA = 1).

DISPLAY: If S\_T=1 or MV1a=1 or MV1b=1, display "Other than... was". Else, display "Was".  
If more than 1 CIR, display "this". Else, display "the".

PQID: CIR 110, modified

SAS Variable: CE8



**Question ID: CE9**

What was damaged or destroyed{ other than any stolen property}??{ Anything else?} (*Mark all that apply.*)

- 1 A vehicle (including parts)
- 2 Something inside your home or apartment
- 3 A mailbox
- 4 Something outside of your home or apartment, such as doors, windows, or walls
- 5 Fences, walls, gates or items in a garden
- 6 A garage, shed, greenhouse or other structure on your property
- 7 An animal such as a pet or livestock
- 8 Other Specify \_\_\_\_\_

ASK Description: Respondents who had anything that belonged to them or someone they live with was damaged or destroyed in this incident.

ASK Specification: IF CE8 = 1.

PROGRAM: Display text box and allow 250 character text response.

DISPLAY: If S\_T=1 or MV1a=1 or MV1b=1, display " other than any stolen property". Else, do not display.

Display "Mark all that apply." in italics.

If CONDITION = 2, display " Anything else?". Else do not display.

If CONDITION = 2, display all categories in uppercase. Else, display in mixed case.

PQID: New

SAS Variable: CE9\_1, CE9\_2, CE9\_3, CE9\_4, CE9\_5, CE9\_6, CE9\_7, CE9\_8, CE9\_8\_SPECIFY

Tags: Change Request, Choose-all-that-apply Item

Notes: 1. IF CONDITION=2 THE RESPONSE OPTIONS SHOULD BE IN ALL CAPS (CAPITAL LETTERS)

2. CONDITION=2: Anything else?

**Box ID: CE\_BOX6**

Respondents who had a vehicle damaged or destroyed during this incident, go to CE10.  
Else, go to CE\_BOX7.

If CE9\_1 = 1, go to CE10.  
Else, go to CE\_BOX7.

**Question ID: CE10**

Was any of the damage a result of the offender trying to get into the vehicle?

- 1 Yes
- 2 No

ASK Description: Respondents who had a vehicle damaged or destroyed during this incident.

ASK Specification: IF CE9\_1 = 1.

PQID: New

SAS Variable: CE10

**Box ID: CE\_BOX7**

Respondents who had a mailbox or something outside of their home damaged or destroyed during this incident, go to CE11.  
Else, go to CE\_BOX8.

---

If CE9\_3 = 1 or CE9\_4 = 1, go to CE11.  
Else, go to CE\_BOX8.

**Question ID: CE11**

Was any of the damage to your house or apartment a result of the offender trying to get inside?

- 1 Yes
- 2 No

ASK Description: Respondents who had a mailbox or something outside of their home damaged or destroyed during this incident

ASK Specification: IF CE9\_3 = 1 OR CE9\_4 = 1.

PQID: New

SAS Variable: CE11

**Box ID: CE\_BOX8**

Respondents who had a garage, shed, greenhouse or other structure on their property damaged or destroyed during this incident, go to CE12.  
Else, go to CE13.

---

If CE9\_6 = 1, go to CE12.  
Else, go to CE13.

**Question ID: CE12**

Was any of the damage to your garage, shed, greenhouse or other structure on your property a result of the offender trying to get into the structure?

- 1 Yes
- 2 No

ASK Description: Respondents who had a garage, shed, greenhouse or other structure on their property damaged or destroyed during this incident.

ASK Specification: IF CE9\_6 = 1.

PQID: New

SAS Variable: CE12

**Question ID: CE13**

{Excluding any costs you have already mentioned, what/What} was the total value of the damage done{ in this vandalism}? *If you don't know the exact amount, please give your best estimate.* { READ CATEGORIES AS NEEDED. }

- 1 Less than \$100
- 2 \$100 to less than \$500
- 3 \$500 to less than \$1,000
- 4 \$1,000 to less than \$5,000
- 5 \$5,000 or more

ASK Description: Respondents who reported someone vandalized their home, car, or something else that belongs to them or someone they live with or someone killed an animal that belonged to them as part of this incident or had anything that belonged to them or someone they live with was damaged or destroyed in this incident.

ASK Specification: IF S\_V = 1 OR CE8 = 1.

DISPLAY: If CE4 != -9 and CE5 != -9 and CE7 != -9, display "Excluding any cost... what". Else, display "What".

If S\_V = 1, display " in this vandalism". Else, do not display.

Display "If you don't... estimate." in italics.

If CONDITION = 2, display " READ CATEGORIES AS NEEDED.". Else, do not display.

PQID: New

SAS Variable: CE13

Tags: Change Request

Notes: CONDITION=2: READ CATEGORIES AS NEEDED.

**Question ID: CE14**

Did you need to stay somewhere else or move to a new home as a result of {this/the} incident?

1 Yes

2 No

ASK Description: Respondents who reported someone vandalized their home, car, or something else that belongs to them or someone they live with or someone killed an animal that belonged to them as part of this incident or had anything that belonged to them or someone they live with was damaged or destroyed in this incident.

ASK Specification: IF S\_V = 1 OR CE8 = 1.

DISPLAY: If more than 1 CIR, display "this". Else, display "the".

PQID: New

SAS Variable: CE14

Tags: Change Request

Notes: flag CE14 as "new" for Henry (Apparently he has a DIFFERENT CE14 – from days gone by...)

## Lost Work and Wages

**Box ID: CE\_BOX9**

Respondents who had a job or worked at a business at any time in the past 12 months or are a regular student or are a college/campus student, go to CE15.  
Else, go to VS\_BOX1.

If PC5 = 1 OR PC6 = 1 or RStudent = 1 or CStudent = 1, go to CE15.  
Else, go to VS\_BOX1.

Tags: Change Request

Notes: BJS request added PC5 = 1 or RStudent=1 or CStudent=1, go to CE15.

**Question ID: CE15**

Have you taken any time off from work or school because of {this/the} incident?

- |   |   |               |
|---|---|---------------|
| 1 | Yes, time off from work                 | GO TO CE16    |
| 2 | Yes, time off from school               | GO TO CE16    |
| 3 | Yes, time off from both work and school | GO TO CE16    |
| 4 | No                                      | GO TO VS_BOX1 |

ASK Description: Respondents who had a job or worked at a business at any time in the past 12 months or are a regular student or are a college/campus student.

ASK Specification: IF PC5 = 1 OR PC6 = 1 or RStudent = 1 or CStudent = 1.

DISPLAY: If more than 1 CIR, display "this". Else, display "the".

PQID: CIR 143 and 147a, modified

SAS Variable: CE15

Tags: Change Request

Notes: BJS revised text. added "or school" and revised response labels.

**Question ID: CE16**

How many days did you take off work or school?{ READ CATEGORIES AS NEEDED.}

- 1 Less than one day
- 2 1 or 2 days
- 3 3 days to less than one full week
- 4 1 full week to less than a month
- 5 A month or more

ASK Description: Respondents who had a job or worked at a business at any time in the past 12 months or are a regular student or are a college/campus student and have taken any time off from work or school because of the incident.

ASK Specification: IF (PC5 = 1 OR PC6 = 1 or RStudent = 1 or CStudent = 1) AND CE15 = 1, 2, 3.

PROGRAM: If CE15 = 1 or 3, go to CE17.  
Else, go to CE19.

DISPLAY: If CONDITION = 2, display " READ CATEGORIES AS NEEDED.". Else, do not display.

PQID: CIR 144 and 148, modified

SAS Variable: CE16

Tags: Change Request

Notes: 1. CONDITION=2: READ CATEGORIES AS NEEDED.  
2. BJS revised wording, added "or school"

**Question ID: CE17**

Did you lose any pay for the time you took off?

- 1 Yes GO TO CE18
- 2 No GO TO CE19

ASK Description: Respondents who had a job or worked at a business at any time in the past 12 months or are a regular student or are a college/campus student and have taken any time off from work because of the incident.

ASK Specification: IF (PC5 = 1 OR PC6 = 1 or RStudent = 1 or CStudent = 1) AND CE15 = 1, 3.

PQID: CIR 145 and 149, modified

SAS Variable: CE17

**Question ID: CE18**

About how much pay did you lose?{ READ CATEGORIES AS NEEDED.}

- 1 Less than \$100
- 2 \$100 to less than \$500
- 3 \$500 to less than \$1000
- 4 \$1000 or more

ASK Description: Respondents who had a job or worked at a business at any time in the past 12 months or are a regular student or are a college/campus student and have taken any time off from work because of the incident and lost pay for the time they took off.

ASK Specification: IF (PC5 = 1 OR PC6 = 1 or RStudent = 1 or CStudent = 1) AND CE15 = 1, 3 AND CE17 = 1.

DISPLAY: If CONDITION = 2, display " READ CATEGORIES AS NEEDED.". Else, do not display.

PQID: CIR 146 and 150

SAS Variable: CE18

Tags: Change Request

Notes: CONDITION=2: READ CATEGORIES AS NEEDED.

**Question ID: CE19**

Did you lose your job or have to give up work, or withdraw from school as a result of {this/the} incident?

- 1 Yes GO TO VS\_BOX1
- 2 No GO TO CE19A

ASK Description: Respondents who had a job or worked at a business at any time in the past 12 months or are a regular student or are a college/campus student and have taken any time off from work or school because of the incident.

ASK Specification: IF (PC5 = 1 OR PC6 = 1 or RStudent = 1 or CStudent = 1) AND CE15 = 1, 2, 3.

DISPLAY: If more than 1 CIR, display "this". Else, display "the".

PQID: New

SAS Variable: CE19

Tags: Change Request

Notes: BJS revised wording, added ", or withdraw from school"

**Question ID: CE19a**

Did you have to change your job or school as a result of {this/the} incident?

1 Yes

2 No

ASK Description: Respondents who had a job or worked at a business at any time in the past 12 months or are a regular student or are a college/campus student and have taken any time off from work or school because of the incident and did not lose their job or have to give up work, or withdraw from school as a result of this incident.

ASK Specification: IF (PC5 = 1 OR PC6 = 1 or RStudent = 1 or CStudent = 1) AND CE15 = 1, 2, 3 AND CE19 = 2.

DISPLAY: If more than 1 CIR, display "this". Else, display "the".

SAS Variable: CE19a

Tags: Change Request

Notes: BJS revised wording, added "or school"



## Victim Services (VS) Series

**Box ID: VS\_BOX1**

Respondents who are completing their first CIR and reported an attack, threatened attack, or attack with a weapon as part of this incident, or had unwanted vaginal sex, oral sex, anal sex, sexual penetration with a finger or object in their vagina or anus or in the offender's vagina or anus, or sexual touching and the offender used physical force, threatened to hurt them or someone close to them, they were blacked out, unconscious or asleep, or unable to consent because they were too drunk or high, or used force to touch them in a sexual way, or reported the incident was severely upsetting to them, go to VS\_intro.

IF THIS IS THE FIRST CIR AND (S\_A = 1 OR S\_TA = 1 OR S\_ATA = 1 OR ((SA\_1a = 1 OR SA\_1b = 1 or SA\_1c = 1 OR SA\_1d = 1) AND (SA\_2a = 1 OR SA\_2b = 1 OR SA\_2c = 1 OR SA\_2d = 1 OR SA\_2e = 1)) OR CS3 = 4), go to VS\_intro.  
Else, go to NA\_BOX1.

Tags: Change Request

Notes: Change criteria for who gets VS series to "If CIR1=7 or (any in SA\_1a-d=yes and any in SA\_2a-e=yes) or CS3=4 AND CIR #1, continue. Else go to next MODULE." To clarify, ONLY ask this series for the first CIR. Skip Victim Services altogether for 2nd, 3rd, etc. CIR.

**Question ID: VS\_intro**

The next questions ask about any help you might have gotten after {this/the} incident{ in {MONTH}} took place.

ASK Description: Respondents who are completing their first CIR and reported an attack, threatened attack, or attack with a weapon as part of this incident, or had unwanted vaginal sex, oral sex, anal sex, sexual penetration with a finger or object in their vagina or anus or in the offender's vagina or anus, or sexual touching and the offender used physical force, threatened to hurt them or someone close to them, they were blacked out, unconscious or asleep, or unable to consent because they were too drunk or high, or used force to touch them in a sexual way, or reported the incident was severely upsetting to them.

ASK Specification: IF THIS IS THE FIRST CIR AND (S\_A = 1 OR S\_TA = 1 OR S\_ATA = 1 OR ((SA\_1a = 1 OR SA\_1b = 1 or SA\_1c = 1 OR SA\_1d = 1) AND (SA\_2a = 1 OR SA\_2b = 1 OR SA\_2c = 1 OR SA\_2d = 1 OR SA\_2e = 1)) OR CS3 = 4).

DISPLAY: If more than 1 CIR reported, display "this". Else, if only one incident reported, display "the".

If month was reported for the incident in the current loop, display { in {MONTH}}. For "MONTH", display Month of incident in current loop. Display format – January. Else, if month was not reported for the incident in the current loop, do not display.

QID VS1A.

PQID: NEW

**Question ID: VS1A**

Have you told any family, friends, co-workers{, classmates} or neighbors about the incident?

- 1 Yes
- 2 No

ASK Description: Respondents who are completing their first CIR and reported an attack, threatened attack, or attack with a weapon as part of this incident, or had unwanted vaginal sex, oral sex, anal sex, sexual penetration with a finger or object in their vagina or anus or in the offender's vagina or anus, or sexual touching and the offender used physical force, threatened to hurt them or someone close to them, they were blacked out, unconscious or asleep, or unable to consent because they were too drunk or high, or used force to touch them in a sexual way, or reported the incident was severely upsetting to them.

ASK Specification: IF THIS IS THE FIRST CIR AND (S\_A = 1 OR S\_TA = 1 OR S\_ATA = 1 OR ((SA\_1a = 1 OR SA\_1b = 1 or SA\_1c = 1 OR SA\_1d = 1) AND (SA\_2a = 1 OR SA\_2b = 1 OR SA\_2c = 1 OR SA\_2d = 1 OR SA\_2e = 1)) OR CS3 = 4).

DISPLAY: If RStudent = 1 or CStudent = 1, display ", classmates".

PQID: NEW

SAS Variable: VS1A

Tags: Change Request

Notes: added ", classmates" if RStudent = 1 or CStudent = 1.

**Question ID: VS1B**

{Other than{ the police or} family/friends have/Have} you told anyone in the following positions about the incident who you thought might be able to help you? (*Mark all that apply.*)

- 1 {Teacher, school counselor or school administrator}
- 2 {Employer, supervisor, or human resources personnel}
- 3 Medical or mental health professional
- 4 Representative of a religious or community organization
- 5 Security guard or personnel, other than the police
- 6 Other person in a leadership or professional position (specify) \_\_\_\_\_
- 7 No, have not told anyone in any of these positions.

ASK Description: Respondents who are completing their first CIR and reported an attack, threatened attack, or attack with a weapon as part of this incident, or had unwanted vaginal sex, oral sex, anal sex, sexual penetration with a finger or object in their vagina or anus or in the offender's vagina or anus, or sexual touching and the offender used physical force, threatened to hurt them or someone close to them, they were blacked out, unconscious or asleep, or unable to consent because they were too drunk or high, or used force to touch them in a sexual way, or reported the incident was severely upsetting to them.

ASK Specification: IF THIS IS THE FIRST CIR AND (S\_A = 1 OR S\_TA = 1 OR S\_ATA = 1 OR ((SA\_1a = 1 OR SA\_1b = 1 or SA\_1c = 1 OR SA\_1d = 1) AND (SA\_2a = 1 OR SA\_2b = 1 OR SA\_2c = 1 OR SA\_2d = 1 OR SA\_2e = 1)) OR CS3 = 4).

PROGRAM: Display text box and allow 250 character text response.

DISPLAY: If VS1A=1, display "Other than{ the police or} family/friends, have". Else, display "Have".

If VS1A=1 and PI1 = 1, display " the police or". Else, do not display.

Display "Mark all that apply." in italics.

If CStudent = 1 or RStudent = 1, display response option 1 "Teacher... administrator". Else do not display.

If UT\_AGE >= 16, display response option 3 "Employer or supervisor". Else do not display.

PQID: NEW

SAS Variable: VS1B\_1, VS1B\_2, VS1B\_3, VS1B\_4, VS1B\_5, VS1B\_6, VS1B\_6\_SPECIFY, VS1B\_7

Tags: Change Request, Choose-all-that-apply Item

Notes: revised wording in text and response categories

2. #434 – removed conditional text

**Box ID: VS\_BOX2**

For VS2A – VS2K, display a 'Yes' and 'No' column with options for each response category. Display VS2A-G in one screen and VS2H-K on the next screen.

Tags: Change Request, Stem and Leaf screen

Notes: variable name update only

**Question ID: VS2**

Besides any help you might have gotten from friends or family, have you received the following kinds of services because of the incident?

- 1 Hotline, helpline, or crisis line intervention?
- 2 {Counseling, therapy, support groups, or help from a mental health provider?}
- 3 {Help or advocacy with medical care or medical exams, including accompanying you to a medical exam?}
- 4 {Sexual assault exam by a doctor, nurse or other medical professional?}
- 5 Free or low cost legal services from an attorney?
- 6 Help with the legal process, such as with police interviews, preparing for or going to court, or enforcement of your rights?
- 7 Help filing for a restraining, protection, or no-contact order?
- 8 {Help applying for victim compensation?}
- 9 {Short term or emergency financial assistance?}
- 10 {Housing, shelter or safehouse services?}
- 11 {Any other help or services because of the incident? \_\_\_\_\_}

ASK Description: Respondents who are completing their first CIR and reported an attack, threatened attack, or attack with a weapon as part of this incident, or had unwanted vaginal sex, oral sex, anal sex, sexual penetration with a finger or object in their vagina or anus or in the offender's vagina or anus, or sexual touching and the offender used physical force, threatened to hurt them or someone close to them, they were blacked out, unconscious or asleep, or unable to consent because they were too drunk or high, or used force to touch them in a sexual way, or reported the incident was severely upsetting to them.

ASK Specification: IF THIS IS THE FIRST CIR AND (S\_A = 1 OR S\_TA = 1 OR S\_ATA = 1 OR ((SA\_1a = 1 OR SA\_1b = 1 or SA\_1c = 1 OR SA\_1d = 1) AND (SA\_2a = 1 OR SA\_2b = 1 OR SA\_2c = 1 OR SA\_2d = 1 OR SA\_2e = 1)) OR CS3 = 4).

PROGRAM: Display text box and allow 250 character text response.

ROUTING INSTRUCTIONS: IF VS2A = 1 OR VS2B = 1 OR VS2C = 1 OR VS2D = 1 OR VS2E = 1 OR VS2F = 1 OR VS2G = 1 OR VS2H = 1 OR VS2I = 1 OR VS2J = 1 OR VS2K = 1, GO TO VS\_BOX3.

ELSE, GO TO VS4.

DISPLAY: If CS6 != 1, display response option 2. Else do not display.

If A3=yes or (any in SA\_1A-D=yes and any in SA\_2A-E=yes or CI1=yes), display response option 3. Else, do not display.

If any in SA\_1A-D=yes and any in SA\_2A-E=yes, display response option 4. Else, do not display.

If UT\_AGE >= 18, -9, display response options 8, 9, 10, 11. Else, do not display.

PQID: NEW

SAS Variable: VS2A, VS2B, VS2C, VS2D, VS2E, VS2F, VS2G, VS2H, VS2I, VS2J, VS2K, VS2K\_SPECIFY

Tags: Change Request, Stem and Leaf screen

- Notes:
1. Replace "professional" with "of" in question stem
  2. VS2b - BOTH CONDITION 2 AND 3 – ONLY SHOW 'B' IF CS6 NOT EQ 1
  3. VS2c - add to end of item ", including accompanying you to a medical exam"
  4. VS2f - wording change (unconditional) Change wording to "Help with the legal process, such as with police interviews, preparing for or going to court, or enforcement of your rights?"
  5. VS2l - (If you haven't already done this) Delete this item (Help getting the different types of services you needed)
  6. VS2M - Add "because of the incident" to the end of this response category
  7. VS3 - Modify skip pattern before VS3 to the revised numbering of VS2 (IF YES TO ANY IN VS2A-M)

BJS

- 1) We want row 8 (Help filing for a restraining, protection, or no contact order) to be shifted up one in the matrix - will now be shown in row 7 (right below Help with the legal process, such as with police interviews, preparing for or going to court, or enforcement of your rights)
- 2) Delete row 10 (Free or reduced childcare for victims)
- 3) NOTE: Please rename all VS2 variables based on the new order

**Box ID: VS\_BOX3**

Display questions VS3A through VS3K using the expanded stem-leaf screen. The introduction text from VS3A is the stem. Show all leaves on the screen at once.

- If VS2A = 1, display VS3A.
- If VS2B = 1, display VS3B.
- If VS2C = 1, display VS3C.
- If VS2D = 1, display VS3D.
- If VS2E = 1, display VS3E.
- If VS2F = 1, display VS3F.
- If VS2G = 1, display VS3G.
- If VS2H = 1, display VS3H.
- If VS2I = 1, display VS3I.
- If VS2J = 1, display VS3J.
- If VS2K = 1, display VS3K.

Tags: Change Request, Stem and Leaf screen

Notes: removed VS3M references

**Question ID: VS3A**

How satisfied were you with...

Hotline, helpline, or crisis line intervention

- 1 Completely satisfied
- 2 Mostly satisfied
- 3 Equally satisfied and dissatisfied
- 4 Mostly dissatisfied
- 5 Completely dissatisfied

ASK Description: Respondents who received professional help from a hotline, helpline, or crisis line intervention.

ASK Specification: IF VS2A = 1.

PQID: NEW

SAS Variable: VS3A

Tags: Change Request, Stem and Leaf screen

Notes: 1. Exclude display fill instructions "(IF MORE THAN ONE YES RESPONSE IN VS2: each of the types of services you received/IF ONLY ONE RESPONSE IN VS2: FILL CATEGORY FROM VS2)" and display unconditional "How satisfied were you with..."  
2. Take "Were you..." out of condition 2.

**Question ID: VS3B**

Counseling, therapy, support groups, or help from a mental health provider

- 1 Completely satisfied
- 2 Mostly satisfied
- 3 Equally satisfied and dissatisfied
- 4 Mostly dissatisfied
- 5 Completely dissatisfied

ASK Description: Respondents who received professional help from counseling, therapy, support groups, or help from a mental health provider.

ASK Specification: IF VS2B = 1.

PQID: NEW

SAS Variable: VS3B

Tags: Stem and Leaf screen

**Question ID: VS3C**

Help or advocacy with medical care or medical exams, including accompanying you to a medical exam

- 1 Completely satisfied
- 2 Mostly satisfied
- 3 Equally satisfied and dissatisfied
- 4 Mostly dissatisfied
- 5 Completely dissatisfied

ASK Description: Respondents who received professional help or advocacy with medical care or medical exams.

ASK Specification: IF VS2C = 1.

PQID: NEW

SAS Variable: VS3C

Tags: Change Request, Stem and Leaf screen

Notes: VS3c - add to end of item ", including accompanying you to a medical exam"

**Question ID: VS3D**

Sexual assault exam by a doctor, nurse or other medical professional

- 1 Completely satisfied
- 2 Mostly satisfied
- 3 Equally satisfied and dissatisfied
- 4 Mostly dissatisfied
- 5 Completely dissatisfied

ASK Description: Respondents who received professional help from a sexual assault exam by a doctor, nurse or other medical professional.

ASK Specification: IF VS2D = 1.

PQID: NEW

SAS Variable: VS3D

Tags: Stem and Leaf screen



**Question ID: VS3E**

Free or low cost legal services from an attorney

- 1 Completely satisfied
- 2 Mostly satisfied
- 3 Equally satisfied and dissatisfied
- 4 Mostly dissatisfied
- 5 Completely dissatisfied

ASK Description: Respondents who received professional help from free or low cost legal services from an attorney.

ASK Specification: IF VS2E = 1.

PQID: NEW

SAS Variable: VS3E

Tags: Stem and Leaf screen

**Question ID: VS3F**

Help with the legal process, such as with police interviews, preparing for or going to court, or enforcement of your rights

- 1 Completely satisfied
- 2 Mostly satisfied
- 3 Equally satisfied and dissatisfied
- 4 Mostly dissatisfied
- 5 Completely dissatisfied

ASK Description: Respondents who received professional help with the legal process, such as with police interviews, preparing for court, or going to court.

ASK Specification: IF VS2F = 1.

PQID: NEW

SAS Variable: VS3F

Tags: Change Request, Stem and Leaf screen

Notes: VS3f - Change wording to "Help with the legal process, such as with police interviews, preparing for or going to court, or enforcement of your rights?"

**Question ID: VS3G**

Help filing for a restraining, protection, or no-contact order

- 1 Completely satisfied
- 2 Mostly satisfied
- 3 Equally satisfied and dissatisfied
- 4 Mostly dissatisfied
- 5 Completely dissatisfied

ASK Description: Respondents who received professional help getting a restraining, protection, or no-contact order.

ASK Specification: IF VS2G = 1.

PQID: NEW

SAS Variable: VS3G

Tags: Change Request, Stem and Leaf screen

Notes: 1. VS3h - Change to "Help filing for..."  
2. move after "Helped with the legal process..." was VS3H

**Question ID: VS3H**

Help applying for victim compensation

- 1 Completely satisfied
- 2 Mostly satisfied
- 3 Equally satisfied and dissatisfied
- 4 Mostly dissatisfied
- 5 Completely dissatisfied

ASK Description: Respondents who received professional help applying for victim compensation.

ASK Specification: IF VS2H = 1.

PQID: NEW

SAS Variable: VS3H

Tags: Change Request, Stem and Leaf screen

Notes: move after "Help filing for a restraining ..." was VS3G

**Question ID: VS3I**

Short term or emergency financial assistance

- 1 Completely satisfied
- 2 Mostly satisfied
- 3 Equally satisfied and dissatisfied
- 4 Mostly dissatisfied
- 5 Completely dissatisfied

ASK Description: Respondents who received professional help from short term or emergency financial assistance.

ASK Specification: IF VS2I = 1.

PQID: NEW

SAS Variable: VS3I

Tags: Stem and Leaf screen

**Question ID: VS3J**

Housing, shelter or safehouse services

- 1 Completely satisfied
- 2 Mostly satisfied
- 3 Equally satisfied and dissatisfied
- 4 Mostly dissatisfied
- 5 Completely dissatisfied

ASK Description: Respondents who received professional help from housing, shelter or safehouse services.

ASK Specification: IF VS2J = 1.

PQID: NEW

SAS Variable: VS3J

Tags: Change Request

Notes: was VS3K

**Question ID: VS3K**

Any (other) help or services you received

- 1 Completely satisfied
- 2 Mostly satisfied
- 3 Equally satisfied and dissatisfied
- 4 Mostly dissatisfied
- 5 Completely dissatisfied

ASK Description: Respondents who received professional help from any other services.

ASK Specification: IF VS2K = 1.

PQID: NEW

SAS Variable: VS3K

Tags: Change Request

Notes: was VS3M

**Box ID: VS\_BOX4**

Respondents who did not receive or refused to report if they received professional services from a hotline, helpline, or crisis line intervention; counseling, therapy, support groups, or help from a mental health provider; help or advocacy with medical care or medical exams, including accompanying you to a medical exam; sexual assault exam by a doctor, nurse or other medical professional; free or low cost legal services from an attorney; help with the legal process, such as with police interviews, preparing for or going to court, or enforcement of your rights; help applying for victim compensation; help filing for a restraining, protection, or no-contact order; short term or emergency financial assistance; or housing, or shelter or safehouse services, go to VS4.

Else, go to NA\_BOX1.

---

IF VS2A = 2, -9 OR VS2B = 2, -9 OR VS2C = 2, -9 OR VS2D = 2, -9 OR VS2E = 2, -9 OR VS2F = 2, -9 OR VS2G = 2, -9 OR VS2H = 2, -9 OR VS2I = 2, -9 OR VS2J = 2, -9, GO TO VS4.  
ELSE, GO TO NA\_BOX1.

Tags: Change Request

Notes: removed reference to VS2K

**Question ID: VS4**

Were there any types of services that you TRIED to get BUT WERE UNABLE TO GET?

- |       |           |
|-------|-----------|
| 1 Yes | GO TO VS5 |
| 2 No  | GO TO VS7 |

ASK Description: Respondents who did not receive or refused to report if they received professional services from a hotline, helpline, or crisis line intervention; counseling, therapy, support groups, or help from a mental health provider; help or advocacy with medical care or medical exams, including accompanying you to a medical exam; sexual assault exam by a doctor, nurse or other medical professional; free or low cost legal services from an attorney; help with the legal process, such as with police interviews, preparing for or going to court, or enforcement of your rights; help applying for victim compensation; help filing for a restraining, protection, or no-contact order; short term or emergency financial assistance; housing, or shelter or safehouse services.

ASK Specification: IF VS2A = 2, -9 OR VS2B = 2, -9 OR VS2C = 2, -9 OR VS2D = 2, -9 OR VS2E = 2, -9 OR VS2F = 2, -9 OR VS2G = 2, -9 OR VS2H = 2, -9 OR VS2I = 2, -9 OR VS2J = 2, -9.

PQID: NEW

SAS Variable: VS4

Tags: Change Request

Notes: ask update only to remove VS2K

**Question ID: VS5**

Which {of the following }services did you TRY to get BUT WERE UNABLE TO GET?{ READ CATEGORIES AS NEEDED.} (*Mark all that apply.*)

- 1 {Hotline, helpline, or crisis line intervention}
- 2 {Counseling, therapy, support groups, or help from a mental health provider}
- 3 {Help or advocacy with medical care or medical exams, including accompanying you to a medical exam}
- 4 {Sexual assault exam by a doctor, nurse or other medical professional}
- 5 {Free or low cost legal services from an attorney}
- 6 {Help with the legal process, such as with police interviews, preparing for or going to court, or enforcement of your rights}
- 7 {Help filing for a restraining, protection, or no-contact order}
- 8 {Help applying for victim compensation}
- 9 {Short term or emergency financial assistance}
- 10 {Housing, shelter or safehouse services}
- 11 Any other help or service because of the incident  
Specify: \_\_\_\_\_

ASK Description: Respondents who tried but were unable to get help from any type of service.

ASK Specification: IF VS4 = 1.

PROGRAM: Display text box and allow 250 character text response.

ROUTING INSTRUCTIONS: IF VS5A = 1 OR VS5B = 1 OR VS5C = 1 OR VS5D = 1 OR VS5E = 1 OR VS5F = 1 OR VS5G = 1 OR VS5H = 1 OR VS5I = 1 OR VS5J = 1 OR VS5K = 1, GO TO VS\_BOX5.

Else, go to NA\_BOX1.

DISPLAY: If CONDITION = 2, display " READ CATEGORIES AS NEEDED." If CONDITION = 3, display "of the following ".

Display "*Mark all that apply.*" in italics.

If VS2A = 2, -9, display response option 1.

If VS2B = 2, -9, display response option 2.

If VS2C = 2, -9 AND A3=yes or (any in SA\_1A-D=yes and any in SA\_2A-E=yes or CI1=yes), display response option 3.

If VS2D = 2, -9 AND any in SA\_1A-D=yes and any in SA\_2A-E=yes, display response option 4.

If VS2E = 2, -9, display response option 5.

If VS2F = 2, -9, display response option 6.

If VS2G = 2, -9 and UT\_AGE >= 18 or missing, display response option 7.

If VS2H = 2, -9, display response option 8.

If VS2I = 2, -9 and UT\_AGE >= 18 or missing, display response option 9.

If VS2J = 2, -9 and UT\_AGE >= 18 or missing, display response option 10.

PQID: NEW

## NSCS PHP Redesign

SAS Variable: VS5A, VS5B, VS5C, VS5D, VS5E, VS5F, VS5G, VS5H, VS5I, VS5J, VS5K, VS5K\_SPECIFY

Tags: Change Request, Choose-all-that-apply Item

Notes: 1. VS5c - add to end of item ", including accompanying you to a medical exam"

2. VS5f - Change wording to "Help with the legal process, such as with police interviews, preparing for or going to court, or enforcement of your rights?"

3. VS5g - Change to "Help filing for..."

4. VS5I - (If you haven't already done this) Delete this item (Help getting the different types of services you needed)

BJJ

1) We want row 8 (Help filing for a restraining, protection, or no contact order) to be shifted up one in the matrix - will now be shown in row 7 (right below Help with the legal process, such as with police interviews, preparing for or going to court, or enforcement of your rights)

2) Delete row 10 (Free or reduced childcare for victims)

3) NOTE: Please rename all VS2 variables based on the new order

**Box ID: VS\_BOX5**

For VS6A-VS6I, display a 'Yes' and 'No' column with options for each response category.

Tags: Change Request, Stem and Leaf screen

Notes: removed reference to VS6K

**Question ID: VS6**

Were any of the following reasons why you didn't actually get the services you needed after the incident?

- 1 The services you needed were not available in your area?
- 2 Program was full, or there was a long wait list
- 3 You did not think you were eligible for services, or you were told you were not eligible?
- 4 You did not have transportation{ or childcare}?
- 5 You could not take time off work or school?
- 6 The services were not available in your language?
- 7 You didn't want to get the offender in trouble or face harsh consequences?
- 8 You were worried about the consequences for yourself or your family?
- 9 Some other reason? (Specify)\_\_\_\_\_

ASK Description: Respondents who were unable to receive help from a hotline, helpline, or crisis line intervention; counseling, therapy, support groups, or help from a mental health provider; help or advocacy with medical care or medical exams, including accompanying you to a medical exam; sexual assault exam by a doctor, nurse or other medical professional; free or low cost legal services from an attorney; help with the legal process, such as with police interviews, preparing for or going to court, or enforcement of your rights; help applying for victim compensation; help filing for a restraining, protection, or no-contact order; short term or emergency financial assistance; housing, or shelter or safehouse services.

ASK Specification: IF VS5A = 1 OR VS5B = 1 OR VS5C = 1 OR VS5D = 1 OR VS5E = 1 OR VS5F = 1 OR VS5G = 1 OR VS5H = 1 OR VS5I = 1 OR VS5J = 1 OR VS5K = 1.

PROGRAM: Display text box and allow 250 character text response.

ROUTING INSTRUCTIONS: GO TO NA\_BOX1.

DISPLAY: If UT\_HHM\_KIDAGE\_A >= 1 AND UT\_AGE >= 18 or -9, then display " or childcare" in response option 4.

PQID: NEW

SAS Variable: VS6A, VS6B, VS6C, VS6D, VS6E, VS6F, VS6G, VS6H, VS6I, VS6I\_SPECIFY

Tags: Change Request, Stem and Leaf screen

Notes: BJS requests:

1. VS6 is asked if any VS5 question = 1, this is the same as it was, except that we now have fewer VS5 options
2. Add new item before VS6b >> "Program was full, or there was a long wait list"
3. VS6d Delete this item (You did not have childcare)
4. VS6e Delete this item (The service provider did not have enough resources to help you)
5. VS6h Delete this item (It was taking too much time or effort)
6. Revised wording for one of the response options
7. And rename the variables to align with the new order
8. add "or childcare" after transportation



**Question ID: VS7**

You said you didn't try to get any services. Did you want any services?

- |       |               |
|-------|---------------|
| 1 Yes | GO TO VS_BOX6 |
| 2 No  | GO TO NA_BOX1 |

ASK Description: Respondents who reported there were not any services that they tried but were unable to get.

ASK Specification: IF VS4 = 2 and VS2A = 2, -9 OR VS2B = 2, -9 OR VS2C = 2, -9 OR VS2D = 2, -9 OR VS2E = 2, -9 OR VS2F = 2, -9 OR VS2G = 2, -9 OR VS2H = 2, -9 OR VS2I = 2, -9 OR VS2J = 2, -9 and VS2K = 2, -9.

PQID: NEW

SAS Variable: VS7

**Box ID: VS\_BOX6**

For VS8A – VS8H, display a 'Yes' and 'No' column with options for each response category.

Tags: Change Request, Stem and Leaf screen

Notes: added VS8H

**Question ID: VS8**

Please indicate whether or not each of the following were reasons why you did not try to get any services. (*Mark all that apply.*)

- 1 You did not know what help or services were available
- 2 You did not think you were eligible for services, or you were told you were not eligible
- 3 You did not have transportation{ or childcare}
- 4 You could not take time off work or school
- 5 You didn't want to get the offender in trouble or face harsh consequences
- 6 You were worried about the consequences for yourself or your family
- 7 You did not feel services were appropriate to meet your needs
- 8 Some other reason (Specify) \_\_\_\_\_

ASK Description: Respondents who reported there were not any services that they tried but were unable to get and they wanted any services.

ASK Specification: IF VS4 = 2 AND VS7 = 1.

PROGRAM: Display text box and allow 250 character text response.

DISPLAY: Display "Mark all that apply." in italics.

If UT\_HHM\_KIDAGE\_A >= 1 and UT\_AGE >= 18 or missing, display response option 3 " or childcare". Else do not display.

PQID: NEW

SAS Variable: VS8A, VS8B, VS8C, VS8D, VS8E, VS8F, VS8G, VS8H, VS8H\_SPECIFY

Tags: Change Request, Stem and Leaf screen

Notes: BJS changes

- Change wording in question stem "Mark all that apply." instead of "Mark one answer in each row."
- VS8b Add new item before VS8b to say "B. You did not think you were eligible for services, or you were told you were not eligible"
- VS8b (now c) Add to end of item "(IF H28A=1&R IS ADULT OR MISSING AGE) or childcare?"
- old VS8c Delete this item (You did not have childcare)
- Add new item before the other/specify that says "You did not feel services were appropriate to meet your needs"
- Rename the variables

## Narrative

**Box ID: NA\_BOX1**

Respondents completing the interviewer-administered questionnaire, go to N1.  
Else, respondents completing the self-administered questionnaire, go to NARR.

If CONDITION = 2, GO TO N1.  
Else if CONDITION = 3, GO TO NARR.

**Question ID: NARR**

Thank you for providing this information about the incident{ in {MONTH}}. On the next screen, you will be asked to describe the incident in your own words. Remember that you can skip any question, including this one, if you don't recall particular details, or don't want to answer.

ASK Description: Respondents completing the self-administered questionnaire.

ASK Specification: IF CONDITION = 3.

DISPLAY: If month was reported for the incident in the current loop, display { in {MONTH}}. For {MONTH}, display Month of incident in current loop. Display format – January. Else, if month was not reported for the incident in the current loop, do not display.

**Question ID: N1**

{Thank you for telling me about the incident{ in {MONTH}}}. Would you mind describing the incident for me in your own words? Remember that you can skip any question, including this one, if you don't want to answer, or you don't recall particular details.} {Also remember that we are recording this interview, so I won't need to type in what you have to say./Since the audio recording is off, please be patient as I type in your answer.}{To check that the survey questions have captured what happened in this incident, please describe the incident in your own words. Depending on your situation, this might include who did it, where it occurred, what was taken, whether you were injured or any other details you feel are important to understand what happened.}

1 TEXT RESPONSE

ASK Description: All respondents.

PROGRAM: DISPLAY TEXT FIELD, MAX CHARACTER LENGTH = 4000.

DISPLAY: If CONDITION = 2, display "Thank you... particular details.". Else, if CONDITION = 3, display "To check... what happened."

If month was reported for the incident in the current loop, display { in {MONTH}}. For {MONTH}, display Month of incident in current loop. Display format – January. If month was not reported for the incident in the current loop, do not display.

If CONFRECORD = 1, display "Also remember that... have to say." Else, if CONFRECORD = 2, display "Since the audio... in your answer."

ROUTING: If Condition=2 show N1\_TRANSITION ; Else go to NA\_BOX3

SAS Variable: N1

Tags: Change Request

Notes: If easy to do, please change max character length to 4000 (if not easy then leave as 1000).

2. replace "please describe" with "mind describing", added "want to answer, or you don't recall" and deleted ", or don't want to answer".

**Box ID: N1\_TRANSITION**

Thank you. (IF NEEDED: We appreciate you sharing such personal information about this incident.) Now we're going to move on to the next set of questions."

ASK Description: Condition 2 respondents.

ASK Specification: IF CONDITION = 2

SAS Variable: Not applicable

Tags: New screen

Notes: Text change

**Box ID: NA\_BOX3**

END OF CIR LOOP

If data has been collected for all incidents reported, go to PC9\_INTRO.

Else, go to CIR1 for next incident loop.

## Person Characteristics II

**Question ID: PC9\_INTRO**

The next questions ask about you. Remember all answers to this survey are confidential.

ASK Description: All respondents.

**Box ID: PC2\_BOX1**

Respondents who did not indicate they have a job or work at a business in the past 7 days, GO TO PC9.

Else, go to PC2\_BOX2.

---

IF PC5 = 2, GO TO PC9.  
ELSE, GO TO PC2\_BOX2.

**Question ID: PC9**

Earlier you said you did not have a job or business last week. During the past 4 WEEKS, have you been ACTIVELY looking for work?

- 1 Yes
- 2 No

ASK Description: Respondents who did not indicate they had a job or work at a business in the past 7 days.

ASK Specification: IF PC5 = 2.

PQID: new, from ACS 36

SAS Variable: PC9

**Box ID: PC2\_BOX2**

Respondents who indicated they had a job or work at a business in the past 12 months, GO TO PC10.

Else, go to PC2\_BOX3.

---

IF PC6 = 1, GO TO PC10.  
ELSE, GO TO PC2\_BOX3.

**Question ID: PC10**

Earlier you said you had a job or worked at a business at some time in the past 12 months. Did that (job/work) last 2 consecutive weeks or more?

- 1 Yes GO TO PC11
- 2 No GO TO PC\_INTRO2

ASK Description: Respondents who indicated they have a job or work at a business in the past 12 months.

ASK Specification: IF PC6 = 1.

PQID: 75c

SAS Variable: PC10

**Question ID: PC11**

When did that job end?

- 1 DATE FIELD

ASK Description: Respondents who indicated they had a job or work at a business in the past 12 months and the job/work lasted 2 consecutive weeks or more.

ASK Specification: IF PC6 = 1 AND PC10 = 1.

PROGRAM: Show Text Field for DATE, format MM/DD/YYYY. Numeric response only.

LOGIC CHECK: Hard check - date entered > current date.

PQID: new

SAS Variable: PC11

**Box ID: PC2\_BOX3**

Respondents who had a job or worked at a business in the past 7 days or past 12 months and reported any incident that involved an attack, threatened attack, attack with a weapon, or unwanted sexual contact and reported the incident occurred at their place of work or reported the incident occurred while they were working or on duty or reported the incident happened on when they were on their way to or from work, GO TO PC11A.  
ELSE, go to PC2\_BOX4.

---

IF (PC5 = 1 OR PC6 = 1) AND THE FOLLOWING IS TRUE FOR ANY CIR: (S\_A = 1 OR S\_TA = 1 OR S\_ATA = 1 OR S\_SA = 1) AND (LO\_3 = 5 OR WV1 = 1 OR WV2 = 1) AND (WV3 != -9 OR WV5 != -9 OR WV6 != -9 OR WV7 != -9 OR WV8 != -9 OR WV9 != -9), go to PC11A.  
Else, go to PC2\_BOX4.

**Question ID: PC11a**

Earlier you said that an incident happened while you were at work. Have you changed your job since then?

- |       |                 |
|-------|-----------------|
| 1 Yes | GO TO PC12      |
| 2 No  | GO TO PC_INTRO2 |

ASK Description: Respondents who provided any details about any incident that happened at work or on the way to or from work.

ASK Specification: IF (PC5 = 1 OR PC6 = 1) AND THE FOLLOWING IS TRUE FOR ANY CIR: (S\_A = 1 OR S\_TA = 1 OR S\_ATA = 1 OR S\_SA = 1) AND (LO\_3 = 5 OR WV1 = 1 OR WV2 = 1) AND (WV3 != -9 OR WV5 != -9 OR WV6 != -9 OR WV7 != -9 OR WV8 != -9 OR WV9 != -9).

PQID: NEW

SAS Variable: PC11a

Tags: Change Request

Notes: Check skip pattern to make sure "No" responses are skipping to PC\_INTRO2 rather than PC21.

**Box ID: PC2\_BOX4**

Respondents who indicated they had changed jobs since the incident, GO TO PC\_INTRO2.  
 Respondents who indicated they had a job or work at a business in the past 7 days or the job/work in the past 12 months lasted 2 consecutive weeks or more, GO TO PC12.  
 Else, GO TO PC\_INTRO2.

---

IF PC11a = 2, GO TO PC\_INTRO2.  
 ELSE, IF PC5 = 1 OR PC10 = 1, GO TO PC12.  
 ELSE, GO TO PC\_INTRO2.



**Question ID: PC12**

{Earlier you said you had a job or worked at a business last week. }The next questions are about your {current main/most recent} job. {Are/Were} you employed by . . .

- |   |   |            |
|---|---|------------|
| 1 | A private company, business, or individual for wages,   | GO TO PC14 |
| 2 | {The }Federal government,{ or}  | GO TO PC14 |
| 3 | A state, county, or local government,   | GO TO PC14 |
| 4 | {Self-employed/Yourself (self-employed)} in your own business, professional practice, or farm, or | GO TO PC14 |
| 5 | {Employed by a/A} private not-for-profit, tax-exempt, or charitable organization?                 | GO TO PC14 |

ASK Description: Respondents who indicated they had a job or work at a business in the past 7 days or the job/work in the past 12 months lasted 2 consecutive weeks or more.

ASK Specification: IF PC5 = 1 OR PC10 = 1.

DISPLAY: IF PC5 = 1, display "Earlier...last week.", "current main" and "Are". Else, if PC10 = 1, display "most recent" and "Were".

IF CONDITION = 2, display "The ", " or", "Self-employed" and "Employed by a". Else, if CONDITION = 3, display "Yourself (self-employed)" and "A".

PQID: NCVS-2, 138a

SAS Variable: PC12

**Question ID: PC14**

What is the name of the (company/government agency/business/non-profit organization) for which you worked? Remember, all answers to this survey are confidential, and you may skip any question that you don't want to answer.

- 1 TEXT RESPONSE

ASK Description: Respondents who indicated they had a job or work at a business in the past 7 days or the job/work in the past 12 months lasted 2 consecutive weeks or more.

ASK Specification: IF PC5 = 1 OR PC10 = 1.

PROGRAM: DISPLAY TEXT FIELD, MAX CHARACTER LENGTH = 200.

PQID: NCVS-2, 138c

SAS Variable: PC14

Tags: Change Request

Notes: updated text

**Question ID: PC15**

What kind of business or industry is this? What do they make or do?

1 TEXT RESPONSE

ASK Description: Respondents who indicated they had a job or work at a business in the past 7 days or the job/work in the past 12 months lasted 2 consecutive weeks or more.

ASK Specification: IF PC5 = 1 OR PC10 = 1.

PROGRAM: DISPLAY TEXT FIELD, MAX CHARACTER LENGTH = 200.

PQID: NCVS-2, 138d

SAS Variable: PC15

Tags: Change Request

Notes: added "What do they make or do?"

**Question ID: PC16**

{Is this mainly...? TURN LAPTOP AROUND SO R CAN SEE LIST./Which of these categories best describes the business or industry?}

- 1 Agriculture
- 2 Forestry
- 3 Construction
- 4 Healthcare and Social Assistance
- 5 Manufacturing
- 6 Mining
- 7 Oil and Gas Extraction
- 8 Public Safety
- 9 Services
- 10 Transportation
- 11 Warehousing
- 12 Utilities
- 13 Retail trade
- 14 Wholesale trade
- 15 Something else Specify: \_\_\_\_\_

ASK Description: Respondents who indicated they had a job or work at a business in the past 7 days or the job/work in the past 12 months lasted 2 consecutive weeks or more.

ASK Specification: IF PC5 = 1 OR PC10 = 1.

DISPLAY: IF CONDITION = 2, DISPLAY "Is this mainly... CAN SEE LIST.". IF CONDITION = 3, DISPLAY "Which of these... industry?".

PQID: modified NCVS-2, CIR138e

SAS Variable: PC16

Tags: Change Request

Notes: Delete "READ UNTIL RESPONSE OPTION PROVIDED" and replace with "TURN LAPTOP AROUND SO R CAN SEE LIST"

IF CONDITION=2 DISPLAY: Is this mainly...? TURN LAPTOP AROUND SO R CAN SEE LIST.

IF CONDITION=3 DISPLAY: Which of these categories best describes the business or industry?

**Question ID: PC17**

What kind of work {do/did} you do, that is, what {is/was} your occupation? (For example: registered nurse, personnel manager, supervisor of order department, secretary, accountant)

1 TEXT RESPONSE

ASK Description: Respondents who indicated they had a job or work at a business in the past 7 days or the job/work in the past 12 months lasted 2 consecutive weeks or more.

ASK Specification: IF PC5 = 1 OR PC10 = 1.

PROGRAM: DISPLAY TEXT FIELD, MAX CHARACTER LENGTH = 200.

DISPLAY: If PC5 =1, display "do" and "is". Else, display "did" and "was".

PQID: NCVS-2, 138f

SAS Variable: PC17

**Question ID: PC18**

What {are/were} your usual activities or duties at this job? (For example: patient care, directing hiring policies, supervising order clerks, typing and filing, reconciling financial records)

1 TEXT RESPONSE

ASK Description: Respondents who indicated they had a job or work at a business in the past 7 days or the job/work in the past 12 months lasted 2 consecutive weeks or more.

ASK Specification: IF PC5 = 1 OR PC10 = 1.

PROGRAM: DISPLAY TEXT FIELD, MAX CHARACTER LENGTH = 200.

DISPLAY: If PC5 =1, display "are". Else, display "were".

PQID: NCVS-2, 138g

SAS Variable: PC18

**Question ID: PC\_INTRO2**

The next questions ask about any health conditions, impairments, or disabilities you may have.

ASK Description: All respondents.

PQID: NCVS-2, 168; Near Term Change to NCVS, 2016

**Question ID: PC19**

Are you deaf or do you have serious difficulty hearing?

1 Yes

2 No

ASK Description: All respondents.

PQID: NCVS-2, 169a

SAS Variable: PC19

**Question ID: PC20**

Are you blind or do you have serious difficulty seeing even when wearing glasses?

- 1 Yes
- 2 No

ASK Description: All respondents.

PQID: NCVS-2, 169b; Near Term Change to NCVS, 2016

SAS Variable: PC20

**Box ID: PC2\_BOX5**

For PC21 - PC23, display a 'Yes' and 'No' column with options for each response category.

Tags: Stem and Leaf screen

**Question ID: PC21**

Because of a physical, mental, or emotional condition, do you have serious difficulty:

- 1 . . . concentrating, remembering or making decisions?
- 2 . . . walking or climbing stairs?
- 3 . . . dressing or bathing?

ASK Description: All respondents.

PQID: NCVS-2, 170a(1-3); Near Term Change to NCVS, 2016)

SAS Variable: PC21, PC22, PC23

Tags: Stem and Leaf screen

**Box ID: PC2\_BOX6**

IF UT\_AGE >= 16, GO TO PC24.  
Else, GO TO PC2\_BOX6AA.

**Question ID: PC24**

Because of a physical, mental, or emotional condition, do you have difficulty doing errands alone such as visiting a doctor's office or shopping?

- 1 Yes
- 2 No

ASK Description: Respondents age 16 or older.

ASK Specification: IF UT\_AGE >= 16.

PQID: NCVS-2, 170b; Near Term Change to NCVS, 2016

SAS Variable: PC24

**Box ID: PC2\_BOX6AA**

IF PC19 = 1 OR PC20 = 1 OR PC21 = 1 OR PC22 = 1 OR PC23 = 1 OR PC24 = 1, GO TO PC24A.  
Else, GO TO PC25\_INTRO.

Tags: Change Request

Notes: Add new question PC24a. Do you consider yourself to be disabled? Yes/No

**Question ID: PC24A**

Do you consider yourself to be disabled?

- 1 Yes
- 2 No

ASK Description: Respondents who are deaf or have serious difficulty hearing, blind or have serious difficulty seeing even when wearing glasses, because of a physical, mental, or emotional condition have serious difficulty concentrating, remembering or making decisions, walking or climbing stairs, dressing or bathing, or because of a physical, mental, or emotional condition have difficulty doing errands alone such as visiting a doctor's office or shopping.

ASK Specification: IF PC19 = 1 OR PC20 = 1 OR PC21 = 1 OR PC22 = 1 OR PC23 = 1 OR PC24 = 1.

PQID: NEW

SAS Variable: PC24A

Tags: Change Request

Notes: Add new question PC24a. Do you consider yourself to be disabled? Yes/No

**Question ID: PC25\_INTRO**

The next questions are about your background.

ASK Description: All respondents.

**Question ID: PC25**

Are you Hispanic or {Latino/Latina}?

- 1 Yes
- 2 No

ASK Description: All respondents.

DISPLAY: IF UT\_RESP\_GENDER = 2, DISPLAY "Latina". Else, DISPLAY "Latino".

PQID: 23

SAS Variable: PC25

**Question ID: PC26**

Which one or more of the following would you say is your race? Select one or more.

- 1 White
- 2 Black or African American
- 3 American Indian or Alaska Native
- 4 Asian
- 5 Native Hawaiian or Other Pacific Islander

ASK Description: All respondents.

PROGRAM: ROUTING INSTRUCTIONS: IF PC25 = 1 AND ((PC26\_1 = 1 AND PC26\_2 != 1 AND PC26\_3 != 1 AND PC26\_4 != 1 AND PC26\_5 != 1) OR (PC26\_1 != 1 AND PC26\_2 = 1 AND PC26\_3 != 1 AND PC26\_4 != 1 AND PC26\_5 != 1) OR (PC26\_1 != 1 AND PC26\_2 != 1 AND PC26\_3 = 1 AND PC26\_4 != 1 AND PC26\_5 != 1) OR (PC26\_1 != 1 AND PC26\_2 != 1 AND PC26\_3 != 1 AND PC26\_4 = 1 AND PC26\_5 != 1) OR (PC26\_1 != 1 AND PC26\_2 != 1 AND PC26\_3 != 1 AND PC26\_4 != 1 AND PC26\_5 = 1)), go to PC26a. Else, go to PC2\_BOX7.

PQID: 24

SAS Variable: PC26\_1, PC26\_2, PC26\_3, PC26\_4, PC26\_5

Tags: Choose-all-that-apply Item

**Question ID: PC26a**

Do you primarily consider yourself to be Hispanic, or {response from PC26}, or both equally?

- 1 Hispanic
- 2 {response from PC26}
- 3 Both equally

ASK Description: Respondents who are Hispanic and say they are only one race.

ASK Specification: IF PC25 = 1 AND ((PC26\_1 = 1 AND PC26\_2 != 1 AND PC26\_3 != 1 AND PC26\_4 != 1 AND PC26\_5 != 1) OR (PC26\_1 != 1 AND PC26\_2 = 1 AND PC26\_3 != 1 AND PC26\_4 != 1 AND PC26\_5 != 1) OR (PC26\_1 != 1 AND PC26\_2 != 1 AND PC26\_3 = 1 AND PC26\_4 != 1 AND PC26\_5 != 1) OR (PC26\_1 != 1 AND PC26\_2 != 1 AND PC26\_3 != 1 AND PC26\_4 = 1 AND PC26\_5 != 1) OR (PC26\_1 != 1 AND PC26\_2 != 1 AND PC26\_3 != 1 AND PC26\_4 != 1 AND PC26\_5 = 1)).

DISPLAY: For question text fill and response option 2, display:

"White" if PC26 = 1.

"Black or African American" if PC26 = 2.

"American Indian or Alaska Native" if PC26 = 3.

"Asian" if PC26 = 4.

"Native Hawaiian or Other Pacific Islander" if PC26 = 5.

PQID: NEW

SAS Variable: PC26a

Tags: Change Request

Notes: Add new question after P26: [IF P25=1 AND ONLY ONE RESPONSE IN P26 CODES 1-5] Do you primarily consider yourself to be Hispanic, or [response from P26], or both equally? Hispanic, [Response from P26], Both equally

**Box ID: PC2\_BOX7**

Respondents who are over 16 years of age, go to PC27.  
Else, go to PC\_BOX10.

---

IF UT\_AGE >= 16, GO TO PC27.  
Else, GO TO PC2\_BOX10.



**Question ID: PC27**

Are you now . . .

- 1 Married
- 2 Widowed
- 3 Divorced
- 4 Separated, or
- 5 Never married

ASK Description: Respondents over 16 years of age.

ASK Specification: IF UT\_AGE >= 16.

PQID: 18

SAS Variable: PC27

**Box ID: PC2\_BOX8**

Respondents who are over 16 years of age and are now married, go to PC28.  
Else, go to PC2\_BOX9.

---

IF UT\_AGE >= 16 AND PC27 = 1, GO TO PC28.  
ELSE, GO TO PC2\_BOX9.

**Question ID: PC28**

Is your spouse living with you?

- |       |                 |
|-------|-----------------|
| 1 Yes | GO TO PC2_BOX10 |
| 2 No  | GO TO PC2_BOX10 |

ASK Description: Respondents who are over 16 years of age and are now married.

ASK Specification: IF UT\_AGE >= 16 AND PC27 = 1.

PQID: NEW

SAS Variable: PC28

**Box ID: PC2\_BOX9**

Respondents who are over 16 years of age and live with another adult and are not married, go to PC29.  
Else, go to PC2\_BOX10.

---

IF UT\_AGE >= 16 AND SOLO\_HHM != 1 AND PC27 != 1, GO TO PC29.  
Else, GO TO PC2\_BOX10.

**Question ID: PC29**

Do you live with a boyfriend, girlfriend, or partner?

- 1 Yes
- 2 No

ASK Description: Respondents who are over 16 years of age and live with another adult and are not married.

ASK Specification: IF UT\_AGE >= 16 AND SOLO\_HHM != 1 AND PC27 != 1.

PQID: New, from CPS

SAS Variable: PC29

**Box ID: PC2\_BOX10**

The questions about sexual orientation and gender identity will be asked of VICTIMS age 16 and older (victim defined as R was asked to complete at least one CIR). If Male, go to PC30. If Female or Other, go to PC31. Else, go to PC35.

---

IF UT\_AGE >=16 AND (S\_MV = 1 OR S\_MVP = 1 OR S\_T = 1 OR S\_BI = 1 OR S\_V = 1 OR S\_A = 1 OR S\_TA = 1 OR S\_ATA = 1 OR S\_SA = 1 AND UT\_RESP\_GENDER = 1, GO TO PC30.  
 ELSE, IF UT\_AGE >=16 AND (S\_MV = 1 OR S\_MVP = 1 OR S\_T = 1 OR S\_BI = 1 OR S\_V = 1 OR S\_A = 1 OR S\_TA = 1 OR S\_ATA = 1 OR S\_SA = 1 AND UT\_RESP\_GENDER != 1, GO TO PC31.  
 ELSE, GO TO PC35.

Tags: Change Request

Notes: Note that items PC31 through PC34 should ONLY be asked of victims who are ages 16+.

**Question ID: PC30**

Which of the following BEST represents how you think of yourself?

- |   |                                 |            |
|---|---------------------------------|------------|
| 1 | Gay                             | GO TO PC32 |
| 2 | Straight, that is, not gay      | GO TO PC32 |
| 3 | Bisexual                        | GO TO PC32 |
| 4 | Something else (Specify: _____) | GO TO PC32 |
| 5 | Refused                         | GO TO PC32 |
| 6 | Don't know                      | GO TO PC32 |

ASK Description: Respondents who are 16 years or older and are male and completed a CIR.

ASK Specification: IF UT\_AGE >= 16 AND UT\_RESP\_GENDER = 1 AND COMPLETED ONE OR MORE CIR.

PROGRAM: Display text box and allow 128 character text response.

PQID: New, from NHIS; Near Term Change to NCVS, 2016

SAS Variable: PC30, PC30\_SPECIFY

Tags: Change Request

Notes: BJS Add "Specify: \_\_\_\_" (128 characters) to option 4

**Question ID: PC31**

Which of the following BEST represents how you think of yourself?

- 1 Lesbian or gay
- 2 Straight, that is, not lesbian or gay
- 3 Bisexual
- 4 Something else (Specify: \_\_\_\_\_)
- 5 Refused
- 6 Don't know

ASK Description: Respondents who are 16 years or older and are female and completed a CIR.

ASK Specification: IF UT\_AGE >= 16 AND UT\_RESP\_GENDER != 1 AND COMPLETED ONE OR MORE CIR.

PROGRAM: Display text box and allow 128 character text response.

PQID: New, from NHIS; Near Term Change to NCVS, 2016

SAS Variable: PC31, PC31\_SPECIFY

Tags: Change Request

Notes: BJS Add "Specify: \_\_\_\_" (128 characters) to option 4

**Question ID: PC32**

What sex was recorded on your original birth certificate?

- 1 Male
- 2 Female
- 3 Refused
- 4 Don't know

ASK Description: Respondents who are 16 years or older and completed a CIR.

ASK Specification: IF UT\_AGE >= 16 AND COMPLETED ONE OR MORE CIR.

PQID: NCVS, 2016

SAS Variable: PC32

Tags: Change Request

Notes: Change to "What sex was recorded on your original birth certificate?"

**Question ID: PC33**

Do you currently describe yourself as male, female, or transgender?

- 1 Male
- 2 Female
- 3 Transgender
- 4 None of these (SPECIFY) \_\_\_\_\_
- 5 Refused
- 6 I don't know the answer

ASK Description: Respondents who are 16 years or older and completed a CIR.

ASK Specification: IF UT\_AGE >= 16 AND COMPLETED ONE OR MORE CIR

PROGRAM: Display text box and allow 250 character text response.

PQID: NCVS, 2016

SAS Variable: PC33, PC33\_SPECIFY

**Box ID: PC2\_BOX11**

Respondents who reported their sex on their birth certificate was male or female and currently describe themselves as male, female, or transgender and currently describe themselves as something different than the sex recorded on their original birth certificate, go to PC34.  
Else, go to PC35.

---

If PC32 = 1, 2 AND PC33 = 1, 2, 3 AND PC32 != PC33, go to PC34.  
Else, go to PC35.

**Question ID: PC34**

Just to confirm, your sex recorded at birth was {INSERT RESPONSE FROM PC32} and you now describe yourself as {INSERT RESPONSE FROM PC33}. Is that correct?

- 1 Yes
- 2 No
- 7 Refused
- 8 Don't know

GO TO PC32

ASK Description: Respondents who reported their sex on their birth certificate was male or female and currently describe themselves as male, female, or transgender and currently describe themselves as something different than the sex recorded on their original birth certificate.

ASK Specification: If PC32 = 1, 2 AND PC33 = 1, 2, 3 AND PC32 != PC33.

PQID: NCVS, 2016

SAS Variable: PC34

Tags: Change Request

Notes: Change wording to: "Just to confirm, your sex recorded at birth was {INSERT RESPONSE FROM P32} and you now describe yourself as {P33}. Is that correct? [NCVS, 2016]"

**Question ID: PC35**

Are you a citizen of the United States? That is, were you born in the United States, born in a U.S. territory, born of U.S. citizen parents, or did you become a citizen of the U.S. through naturalization?

- 1 Yes, born in the United States
- 2 Yes, born in Puerto Rico, Guam, the U.S. Virgin Islands, or Northern Marianas
- 3 Yes, born abroad of U.S. citizen parent or parents
- 4 Yes, U.S. citizen by naturalization
- 5 No, not a U.S. citizen

ASK Description: All respondents.

PQID: new, from ACS; Near Term changes NCVS, 2016

SAS Variable: PC35

**Box ID: PC2\_BOX12**

Respondents who are 18 years or older, go to PC36.  
Else, go to HHC2\_BOX1.

---

If UT\_AGE >=18, go to PC36.  
Else, go to HHC2\_BOX1.

**Question ID: PC36**

Have you ever served on active duty in the U. S. Armed Forces, Reserves, or National Guard?

- |   |                 |
|---|-----------------|
| 1 NEVER SERVED IN THE MILITARY  | GO TO HHC2_BOX1 |
| 2 ONLY ON ACTIVE DUTY FOR TRAINING IN THE<br>RESERVES OR NATIONAL GUARD | GO TO HHC2_BOX1 |
| 3 Now on active duty  |                 |
| 4 On active duty in the past, but not now                               |                 |

ASK Description: Respondents who are 18 years or older.

ASK Specification: IF UT\_AGE >= 18.

PQID: new, from CPS; Near term changes to NCVS 2016

SAS Variable: PC36

Tags: Change Request

Notes: updated codes to 1-4

**Question ID: PC37**

When did you serve on active duty in the U.S. Armed Forces?{ READ CATEGORIES AS NEEDED.} (*Mark all that apply, even if just for part of the time period.*)

- 1 September 2001 or later
- 2 August 1990 to August 2001 (including Persian Gulf War)
- 3 May 1975 to July 1990
- 4 Vietnam Era (August 1964 to April 1975)
- 5 February 1955 to July 1964
- 6 Korean War (July 1950 to January 1955)
- 7 January 1947 to June 1950
- 8 World War II (December 1941 to December 1946)
- 9 November 1941 or earlier

ASK Description: Respondents who are 18 years or older and are now on active duty or were on active duty in the past but not now.

ASK Specification: IF UT\_AGE >= 18 AND PC36 = 3, 4.

DISPLAY: DISPLAY "Mark all... period." in italics. IF CONDITION = 2, DISPLAY " READ CATEGORIES AS NEEDED."

PQID: new, from CPS; Near term changes to NCVS 2016

SAS Variable: PC37\_1, PC37\_2, PC37\_3, PC37\_4, PC37\_5, PC37\_6, PC37\_7, PC37\_8, PC37\_9

Tags: Choose-all-that-apply Item

## Household Characteristics II

**Box ID: HHC2\_BOX1**

Household Respondents, go to H26a.  
Else, go to ALL\_END.

---

If UT\_HHR = 1, go to H26a.  
Else, go to ALL\_END.

**Question ID: H26a**

Thinking about all of the people who lived in your household in the past 12 months, {was your/which category represents the} TOTAL combined income{ less than \$30,000, or \$30,000 or more}? This includes money from jobs, net income from business, farm or rent, pensions, dividends, interest, Social Security payments, and any other money income received by the people in this household who are 14 years of age or older.

- 1 Less than \$30,000
- 2 \$30,000 or more

ASK Description: Household respondents.

ASK Specification: IF UT\_HHR = 1.

PROGRAM: ROUTING INSTRUCTIONS: IF H26a = 1, GO TO H26B1.

ELSE, IF H26a = 2, GO TO H26B2.

ELSE, GO TO H27.

DISPLAY: IF CONDITION = 2, DISPLAY "was your", "less than \$30,000, or \$30,000 or more?".  
ELSE, IF CONDITION = 3, DISPLAY "which category represents the".

PQID: Near Term Change to NCVS, 2016

SAS Variable: H26a

Tags: Change Request

Notes: Thinking about all of the people who lived in your household in the past 12 months, (CONDITION=2: was your / CONDITION=3: which category represents the ) TOTAL combined income (CONDITION=2: less than \$30,000, or \$30,000 or more)? This includes money from jobs, net income from business, farm or rent, pensions, dividends, interest, Social Security payments, and any other money income received by the people in this household who are 14 years of age or older.

**Question ID: H26B1**

Was the total combined income in your household...{ READ CATEGORIES UNTIL RESPONDENT SAYS YES.}

- 1 Less than \$5,000
- 2 \$5,000 to \$7,499
- 3 \$7,500 to \$9,999
- 4 \$10,000 to \$12,499
- 5 \$12,500 to \$14,999
- 6 \$15,000 to \$17,499
- 7 \$17,500 to \$19,999
- 8 \$20,000 to \$24,999
- 9 \$25,000 to \$29,999

ASK Description: Household respondents whose combined total household income is less than \$30,000.

ASK Specification: IF UT\_HHR = 1 AND H26a = 1.

PROGRAM: ROUTING INSTRUCTIONS: GO TO H27.

DISPLAY: IF CONDITION = 2, DISPLAY "READ CATEGORIES UNTIL RESPONDENT SAYS YES.". ELSE, DO NOT DISPLAY.

SAS Variable: H26B1

Tags: Change Request

Notes: Was the total combined income in your household... (CONDITION=2: READ CATEGORIES UNTIL RESPONDENT SAYS YES)



**Question ID: H26B2**

Was the total combined income in your household...{ READ CATEGORIES UNTIL RESPONDENT SAYS YES.}

- 1 \$30,000 to \$34,999
- 2 \$35,000 to \$39,999
- 3 \$40,000 to \$49,999
- 4 \$50,000 to \$74,999
- 5 \$75,000 to \$99,999
- 6 \$100,000 to \$149,999
- 7 \$150,000 to \$199,999
- 8 \$200,000 or more

ASK Description: Household respondents whose combined total household income is \$30,000 or more.

ASK Specification: IF UT\_HHR = 1 AND H26a = 2.

DISPLAY: IF CONDITION = 2, DISPLAY "READ CATEGORIES UNTIL RESPONDENT SAYS YES.". ELSE, DO NOT DISPLAY.

SAS Variable: H26B2

Tags: Change Request

Notes: Was the total combined income in your household... (CONDITION=2: READ CATEGORIES UNTIL RESPONDENT SAYS YES)

**Question ID: H27**

At any time during the past 12 months, did anyone who lives with you receive any kind of welfare or public assistance from a state or local welfare office – any food or housing benefits, welfare-to-work assistance, emergency help, or anything like that?

- 1 Yes
- 2 No

ASK Description: Household respondents.

ASK Specification: IF UT\_HHR = 1.

PQID: new: modified from Survey of Income and Program Participation

SAS Variable: H27

**Question ID: H28**

How often do you worry that your total income (for everyone who lives there) will not be enough to meet your expenses and bills?

- 1 Almost all the time
- 2 Often
- 3 Once in a while
- 4 Hardly ever
- 5 Never

ASK Description: Household respondents.

ASK Specification: IF UT\_HHR = 1.

PQID: new National Survey of Families and Households

SAS Variable: H28

## Closing

**Question ID: ALL\_END**

{PLEASE CLICK ON THE SUBMIT BUTTON TO FINALIZE THE INTERVIEW/If you have any questions or concerns about participating in the survey, please contact NSCS Survey Support at 1-855-849-6119. You can also email any questions or concerns to NSCS@westat.com.

Thank you for participating in this study. We realize that some of the topics covered are quite personal and can be difficult to think and talk about. We appreciate your willingness to be a part of this study and want you to know that we recognize the important contribution you have made. Sometimes when people have participated in a study like this, they realize that they are interested in following up on some of the issues that they have been asked about in the study with someone who is professionally trained to deal with these kinds of issues.

On the next screen you will see a list of the toll-free numbers of resources that you can use now or in the future if you want to speak further with someone.}

ASK Description: All respondents.

DISPLAY: If CONDITION = 2, display "PLEASE CLICK ON THE SUBMIT BUTTON TO FINALIZE THE INTERVIEW". Else if CONDITION = 3, display "If you have any... with someone".

**Question ID: SUBMITTED**

{PLEASE CLOSE THIS WINDOW AND GO BACK TO THE IMS/You can reach the National Domestic Violence Hotline at 1-800-799-SAFE. You can reach the National Center for Victims of Crime at 1-202-467-8700. You can reach the National Child Abuse Hotline at 1-800-4-A-CHILD. You can reach Victim Connect at 1-855-4-VICTIM.

That completes the survey. Thank you for your participation.

Please close your browser or the current tab to exit the survey.}

ASK Description: All respondents.

PROGRAM: ROUTING INSTRUCTIONS: If CONDITION = 2, close module and return to the IMS. If CONDITION = 3, close module.

DISPLAY: If CONDITION = 2, display "PLEASE CLOSE... IMS". Else if CONDITION = 3, display "You can... the survey."

Debriefing and Closing

# Debriefing and Closing

Generated: 15-Apr-2019

## Debriefing and Closing

Debriefing Questions .....	3
Closing Screen .....	13

## Debriefing Questions

**Box ID: D\_BOX1**

Allow Don't know (values of 9, 99 or 999) and Refused (values of 8, 98 or 998) options for each question unless otherwise noted.

If CONDITION = 3, do not display text in bold.

Condition 1 and 2 text formatting rules:  
Bold text will be read by the interviewer.  
Unbolded text will not be read by the interviewer.  
Blue text are interviewer instructions.

**Question ID: D\_INTRO1**

**Thank you for answering these questions. We appreciate that you were willing to share your personal experiences and answer questions about some very private and sensitive issues in this survey.**

**We have just a few final questions that will help us improve the survey.**

{Enter 1 to continue}

ASK Description: All Respondents.

DISPLAY: If CONDITION = 1 or 2, display "Enter 1 to continue". Else if CONDITION = 3, do not display.

**Box ID: D\_BOX2**

Respondents who are 18 years or older, go to VI1.Else, go to VI1Y.

---

If UT\_AGE >= 18, go to VI1.Else, go to VI1Y.

**Question ID: VI1**

**In the next two questions, we will ask you about two fictional situations and then you will be asked whether you think the character in each situation should report the incident on this survey.**

**Here is the first situation.**

**Jean and her husband got into an argument last month. He slapped her hard across the face and chipped her tooth. Do you think Jean should report this incident on this survey?**

- 1 Yes
- 2 No

ASK Description: Respondents who are 18 years old or older.

ASK Specification: IF UT\_AGE >= 18.

SAS Variable: VI1

**Question ID: VI2**

**Here is the second situation.**

**Sally and Jim both got drunk on a date and had sex. Sally regretted that it happened, but felt that because both she and Jim were drunk they just got carried away. Do you think Sally should report this incident on this survey?**

- 1 Yes GO TO D\_INTRO2
- 2 No GO TO D\_INTRO2

ASK Description: Respondents who are 18 years old or older.

ASK Specification: IF UT\_AGE >= 18.

SAS Variable: VI2

**Question ID: VI1Y**

**In the next two questions, we will ask you about two stories and then you will be asked whether you think the character in each story should report their story on this survey.**

**Here is the first story.**

**Last month, Joe's scooter was taken from his front yard. He found it a week later in the park, and it was broken. Do you think Joe should report this story on this survey?**

- 1 Yes
- 2 No

ASK Description: Respondents who are less than 18 years old.

ASK Specification: IF UT\_AGE < 18.

SAS Variable: VI1Y

**Question ID: VI2Y**

**Here is the second situation.**

**Hannah was walking down the hallway at school, and someone came up behind her and pinched her butt. She didn't see who did it, but was upset about it. Do you think Hannah should report this story on this survey?**

- 1 Yes GO TO D\_INTRO2
- 2 No GO TO D\_INTRO2

ASK Description: Respondents who are less than 18 years old.

ASK Specification: IF UT\_AGE < 18.

SAS Variable: VI2Y

**Question ID: D\_INTRO2**

**The following questions are about your reaction to this survey.**

{Enter 1 to continue}

ASK Description: All respondents.

DISPLAY: If CONDITION = 1 or 2, display "Enter 1 to continue". Else if CONDITION = 3, do not display.



**Question ID: D1**

**How easy or difficult were the questions on this survey to understand? Would you say...**

- 1 Very easy
- 2 Easy
- 3 Neutral
- 4 Difficult
- 5 Very Difficult

ASK Description: All respondents.

DISPLAY: Display response options in bold text.

SAS Variable: D1

**Question ID: D2**

**Do you feel that the length of this interview was too long, too short, or about right?**

- 1 Too long
- 2 Too short
- 3 About right

ASK Description: All respondents.

SAS Variable: D2

**Question ID: D3**

**Please indicate how strongly you agree or disagree with each of the following statements.**

**The research made you think about things you didn't want to think about. Would you say you...**

- 1 Strongly Agree
- 2 Agree
- 3 Neutral
- 4 Disagree
- 5 Strongly Disagree

ASK Description: All respondents.

DISPLAY: Display response options in bold text.

SAS Variable: D3

**Question ID: D4**

**If you were asked to do this survey again in future, you would participate. Would you say you...**

- 1 Strongly Agree
- 2 Agree
- 3 Neutral
- 4 Disagree
- 5 Strongly Disagree

ASK Description: All respondents.

DISPLAY: Display response options in bold text.

SAS Variable: D4

**Question ID: D5**

**How sensitive did you feel the questions asked in this survey were? Would you say they were...**

- 1 Very sensitive
- 2 Somewhat sensitive
- 3 A little sensitive
- 4 Not at all sensitive

ASK Description: All respondents.

PROGRAM: ROUTING INSTRUCTIONS: If CONDITION = 3, go to D5a. Else, if CONDITION = 1 or 2, go to D6.

DISPLAY: Display response options in bold text.

SAS Variable: D5

**Question ID: D5a**

How easy or difficult was it for you to use your computer or other device to do this survey?

- 1 Very easy
- 2 Easy
- 3 Neutral
- 4 Difficult
- 5 Very Difficult

ASK Description: Respondents who completed the self-administered questionnaire.

ASK Specification: IF CONDITION = 3.

PROGRAM: ROUTING INSTRUCTIONS: Go to D\_DISPLAY7.

SAS Variable: D5a

**Question ID: D6**

Is this an in-person interview or a telephone interview?

- 1 IN PERSON
- 2 TELEPHONE

ASK Description: Respondents who completed the interviewer-administered questionnaire.

ASK Specification: IF CONDITION = 1 or 2.

PROGRAM: Display question in blue text.

If D6 != 1, 2, display error message in red and bold "REQUIRED QUESTION". User should not be permitted to enter refused or don't know or leave D6 blank.

SAS Variable: D6

**Question ID: D\_DISPLAY7**

**{Thank you for completing the National Survey of Crime and Safety for the U.S. Department of Justice. Please give me a moment to fill in a few pieces of information about today's interview. This will only take a couple of moments...**

Answer questions about the interview setting. Then check whether there are any additional household members who should be interviewed./**We also have a few questions about where you were as you answered this interview.**}

ASK Description: All respondents.

DISPLAY: If D6 = 1, display "Thank you for completing... should be interviewed." Else, if D6 = 2 or CONDITION = 3, display "We also have... answered this interview."

Display "Answer questions... should be interviewed." in blue text.

**Question ID: D7\_0**

{Please answer without asking respondent} **Were you at home or away from home when completing the survey? (Mark all that apply.)**

- 1 At home
- 2 Away from home

ASK Description: All respondents.

PROGRAM: Display text box(es) and allow 250 character text response.

ROUTING INSTRUCTIONS: If D7\_0 = 1 or 2, go to D7.

Else, go to ALL\_END.

DISPLAY: If D6 = 1, display "Please answer without asking respondent" in blue text. Else, do not display text.

Display "Mark all that apply" in italics.

If D6 = 2, display "Mark all that apply" in blue text.

If D6 = 2, display response options in bold. Else do not display in bold.

SAS Variable: D7\_0

Tags: Choose-all-that-apply Item

**Question ID: D7**

{Please answer without asking respondent} **Where were you when completing the survey?**  
(Mark all that apply.)

- 1 {At home, in a room with all doors closed}
- 2 {At home, in a room with doors, but at least one door was not closed}
- 3 {At home, in a room without any doors}
- 4 {On public transportation (e.g. bus, train)}
- 5 {In another public place - (specify)}
- 6 Other setting - (specify) \_\_\_\_\_

ASK Description: Respondents who said they completed the interview at home or away from home.

PROGRAM: Display text box(es) and allow 250 character text response.

ROUTING INSTRUCTIONS: If D7\_1 = 1 or D7\_2 = 1 or D7\_3 = 1, go to D8.

Else, if D7\_4 = 1 or D7\_5 = 1 or D7\_6 = 1, go to D10B.

Else, go to ALL\_END.

DISPLAY: If D7\_0 = 1, display D7\_1, D7\_2, D7\_3, D7\_6, and D7\_6\_Specify.

If D7\_0=2, display D7\_4, D7\_5, D7\_5\_Specify, D7\_6, and D7\_6\_Specify.

If D6 = 1, display "Please answer without asking respondent" in blue text. Else, do not display text.

Display "Mark all that apply" in italics.

If D6 = 2, display "Mark all that apply" in blue text.

If D6 = 2, display response options in bold. Else do not display in bold.

SAS Variable: D7\_1, D7\_2, D7\_3, D7\_4, D7\_5, D7\_5\_Specify, D7\_6, D7\_6\_Specify

Tags: Choose-all-that-apply Item

**Question ID: D8**

{Please answer without asking respondent} **Was anyone else in the room while you were completing the survey?**

- 1 Yes
- 2 No

ASK Description: Respondents who completed the survey at home with all doors closed, at home in a room with doors but at least one door open, or at home in a room without any doors.

ASK Specification: IF D7\_1 = 1 OR D7\_2 = 1 OR D7\_3 = 1.

PROGRAM: ROUTING INSTRUCTIONS: If D8 = 1, go to D9.  
Else, go to ALL\_END.

DISPLAY: If D6 = 1, display "Please answer without asking respondent " in blue text. Else, do not display text.

SAS Variable: D8

**Question ID: D9**

{Please answer without asking respondent} **When someone was in the room, was this because...?**

- 1 The person walked through the area
- 2 The person was sitting or standing in the room for less than 5 minutes
- 3 The person was sitting or standing in the room for at least 5 minutes

ASK Description: Respondents who completed the survey at home with all doors closed, at home in a room with doors but at least one door open, or at home in a room without any doors and had someone else in the room while they were completing the survey.

ASK Specification: IF (D7\_1 = 1 OR D7\_2 = 1 OR D7\_3 = 1) AND D8 = 1.

DISPLAY: If D6 = 1, display "Please answer without asking respondent" in blue text. Else, do not display text.

If D6 = 2, display response options in bold. Else do not display in bold.

SAS Variable: D9

**Question ID: D10**

{Please answer without asking respondent/Please read categories aloud} **Who else was in the room while you were completing the survey? (Mark all that apply.)**

- 1 {Your mother or father (or both)}
- 2 {Your spouse or partner}
- 3 Some other adult
- 4 A child/children

ASK Description: Respondents who completed the survey at home with all doors closed, at home in a room with doors but at least one door open, or at home in a room without any doors and had someone else in the room while they were completing the survey.

ASK Specification: IF (D7\_1 = 1 OR D7\_2 = 1 OR D7\_3 = 1) AND D8 = 1.

DISPLAY: Display "Mark all that apply" in italics.

If D6 = 1, display "Please answer without asking respondent" in blue text. Else, IF D6 = 2, display "Please read categories aloud" in blue text. Else, do not display text.

If UT\_AGE < 18, display response option 1 "Your mother or father (or both)". Else, do not display.

UT\_AGE >= 18, display response option 2 "Your spouse or partner". Else, do not display.

If D6 = 2, display response options in bold. Else do not display in bold.

SAS Variable: D10\_1, D10\_2, D10\_3, D10\_4

Tags: Choose-all-that-apply Item

**Question ID: D10a**

{Please answer without asking respondent} **Did anyone {hear/see} your answers to the questions?**

- 1 Yes
- 2 No

ASK Description: Respondents who completed the survey at home with all doors closed, at home in a room with doors but at least one door open, or at home in a room without any doors and had someone else in the room while they were completing the survey.

ASK Specification: IF (D7\_1 = 1 OR D7\_2 = 1 OR D7\_3 = 1) AND D8 = 1.

PROGRAM: ROUTING INSTRUCTIONS: If D10a = 1, go to D10c.

Else, go to ALL\_END.

DISPLAY: If D6 = 1, display "Please answer without asking respondent" in blue text. Else, do not display text.

If CONDITION = 1 or 2, display "hear". Else if CONDITION = 3, display "see".

SAS Variable: D10a

**Question ID: D10b**

{Please answer without asking respondent} **Was anyone close enough to {see/hear} your answers to the questions?**

- 1 Yes
- 2 No

ASK Description: Respondents who did not complete they survey at home and were on public transportation, in a public place, or in another setting when completing the survey.

ASK Specification: IF D7\_1 != 1 AND D7\_2 != 1 AND D7\_3 != 1 AND (D7\_4 = 1 OR D7\_5 = 1 OR D7\_6 = 1).

PROGRAM: ROUTING INSTRUCTIONS: If D10b = 1, go to D10c.  
Else, go to ALL\_END.

DISPLAY: If D6 = 1, display "Please answer without asking respondent" in blue text. Else, do not display text.

If CONDITION = 1 or 2, display "hear". Else if CONDITION = 3, display "see".

SAS Variable: D10b

## Closing Screen

**Question ID: ALL\_END**

**If you have any questions or concerns about participating in the survey, please contact NSCS Survey Support at 1-855-849-6119. You can also email any questions or concerns to NSCS@westat.com.**

**Thank you for participating in this study. We realize that some of the topics covered are quite personal and can be difficult to think and talk about. We appreciate your willingness to be a part of this study and want you to know that we recognize the important contribution you have made. Sometimes when people have participated in a study like this, they realize that they are interested in following up on some of the issues that they have been asked about in the study with someone who is professionally trained to deal with these kinds of issues.**

**{I'm going to hand you a list of/We are going to provide you} the toll-free numbers of resources that you can use now or in the future if you want to speak further with someone.**

**{Please let me know when you have a pen and paper ready. WHEN RESPONDENT IS READY:}**

**{You can reach the National Domestic Violence Hotline at 1-800-799-SAFE. You can reach the National Center for Victims of Crime at 1-202-467-8700. You can reach the National Child Abuse Hotline at 1-800-4-A-CHILD. You can reach Victim Connect at 1-855-4-VICTIM.}**

**That completes the interview. Thank you for your participation.**

ASK Description: All respondents.

DISPLAY: If D6 = 1, display "I'm going to hand you a list of". Else, if D6 = 2, display "We are going to provide you".

If D6 = 2, display "Please let me know...IS READY:" and "You can reach the National...VICTIM."

Else, do not display.



**Text message for C3 SP Interview invitation (sent from Corporate Office):**

We are contacting you at the request of the Bureau of Justice Statistics to ask you to continue participating in the National Survey of Crime and Safety. You should have received a letter with more information (*For incentive condition:* and an enclosed \$20 Visa gift card). A copy of the letter is at (url\*). **To participate in the survey, go to url. Your personal access code is: XXXXXXXX.** (*For incentive condition:* After you complete the survey, you will be able to activate the gift card.) Thanks for your help!

**E-mail for C3 SP Interview invitation (sent from Corporate Office):**

We are writing to ask you to be part of an important national study sponsored by the Bureau of Justice Statistics, part of the U.S. Department of Justice. An interviewer came to your home about 2 months ago for the **National Survey of Crime and Safety (NSCS)**. (*For youth:* Your parent or guardian gave us permission to ask you to participate in the survey.) (*For adult:* You were listed as a household member, so we are now asking you to participate in this survey.) You should have received a letter with more information (*For incentive condition:* and an enclosed \$20 Visa gift card). A copy of the letter is at (url\*).

**To participate in the survey, go to url.**

**Your personal access code is: XXXXXXXX.**

If you have technical difficulties, you may call the NSCS Support team at 1 855-849-6119 or email to [NSCS@westat.com](mailto:NSCS@westat.com). Your participation is important because your responses will represent thousands of other people like you.

(*For incentive condition:* After you complete the survey, you will be able to activate the gift card that was in the letter.) Thanks for your help!

Sincerely,

Jennifer L. Truman  
NSCS Project Manager  
Bureau of Justice Statistics  
U.S. Department of Justice

# SORRY I MISSED YOU!

I visited your home today to talk to you about the National Survey of Crime and Safety (NSCS), a survey about crime and safety issues in communities across the U.S. Westat is conducting the NSCS for the Bureau of Justice Statistics (BJS) of the U.S. Department of Justice.

I'm sorry that I didn't find you at home. In the next few days, I'll try to contact you again.

Sincerely,

Interviewer Name \_\_\_\_\_

Date \_\_\_\_\_



If you want more information about this study or to schedule an appointment at a convenient time, please call our toll-free number 1-855-849-6119, weekdays between 9:00 – 5:30 p.m. Eastern Time, or call me on my study cell phone at:

---

For more information visit: [www.bjs.gov/content/nscs.cfm](http://www.bjs.gov/content/nscs.cfm)