

**U.S. Real Estate Mortgage Investment Conduit
(REMIC) Income Tax Return**

Department of the Treasury
Internal Revenue Service

▶ Go to www.irs.gov/Form1066 for instructions and the latest information.

2018

For calendar year 2018 or short tax year beginning , 20 , ending , 20

Please Type or Print	Name	A Employer identification number (EIN)
	Number, street, and room or suite no. (If a P.O. box, see instructions.)	B Date REMIC started
	City or town, state or province, country, ZIP or foreign postal code	C Enter total assets at end of tax year \$

D Check applicable boxes: (1) Final return (2) Name change (3) Address change

Section I—Computation of Taxable Income or Net Loss

Income (excluding amounts from prohibited transactions)

1 Taxable interest	1		
2 Accrued market discount under section 860C(b)(1)(B)	2		
3 Reserved	3		
4 Ordinary gain or (loss) (attach Form 4797)	4		
5 Other income (attach statement—see instructions)	5		
6 Total income (loss). Add lines 1 through 5	6		

Deductions (excluding amounts allocable to prohibited transactions)

7 Salaries and wages	7		
8 Rent	8		
9 Amount accrued to regular interest holders in the REMIC that is deductible as interest	9		
10 Other interest	10		
11 Taxes	11		
12 Depreciation (see instructions)	12		
13 Other deductions (attach statement)	13		
14 Total deductions. Add lines 7 through 13	14		
15 Taxable income (or net loss). Subtract line 14 from line 6. Enter here and on page 3, Schedule M, column (c)	15		

Section II—Tax and Payments

1 Total tax (Schedule J, line 12)	1		
2 Tax paid with Form 7004	2		
3 Tax due. Enter excess of line 1 over line 2. See <i>Payment of Tax Due</i> in instructions	3		
4 Overpayment. Enter excess of line 2 over line 1	4		

Sign Here	Under penalties of perjury, I declare that I have examined this return, including accompanying schedules and statements, and to the best of my knowledge and belief, it is true, correct, and complete. Declaration of preparer (other than taxpayer) is based on all information of which preparer has any knowledge.				
			May the IRS discuss this return with the preparer shown below? See instructions. <input type="checkbox"/> Yes <input type="checkbox"/> No		
Paid Preparer Use Only	Print/Type preparer's name	Preparer's signature	Date	Check <input type="checkbox"/> if self-employed	PTIN
	Firm's name ▶				Firm's EIN ▶
	Firm's address ▶				Phone no.

Schedule J Tax Computation

Part I—Tax on Net Income From Prohibited Transactions

1	Income (see instructions)		
a	Gain from certain dispositions of qualified mortgages	1a	
b	Income from nonpermitted assets	1b	
c	Compensation for services	1c	
d	Gain from the disposition of cash flow investments (except from a qualified liquidation)	1d	
2	Total income. Add lines 1a through 1d	2	
3	Deductions directly connected with the production of income shown on line 2 (excluding deductions attributable to prohibited transactions resulting in a loss)	3	
4	Tax on net income from prohibited transactions. Subtract line 3 from line 2	4	

Part II—Tax on Net Income From Foreclosure Property (as defined in section 860G(a)(8))
(Caution: See instructions before completing this part.)

5	Net gain or (loss) from the sale or other disposition of foreclosure property described in section 1221(a)(1) (attach statement)	5	
6	Gross income from foreclosure property (attach statement)	6	
7	Total income from foreclosure property. Add lines 5 and 6	7	
8	Deductions directly connected with the production of income shown on line 7 (attach statement)	8	
9	Net income from foreclosure property. Subtract line 8 from line 7	9	
10	Tax on net income from foreclosure property. Enter 21% (0.21) of line 9	10	

Part III—Tax on Contributions After the Startup Day
(Don't complete this part if the startup day was before July 1, 1987. See instructions.)

11	Tax. Enter amount of taxable contributions received during the calendar year after the startup day. See instructions (attach statement)	11	
-----------	---	-----------	--

Part IV—Total Tax

12	Total tax. Add lines 4, 10, and 11. Enter here and on page 1, Section II, line 1	12	
-----------	---	-----------	--

Additional Information (see instructions)

E	What type of entity is this REMIC? Check box ► <input type="checkbox"/> Corporation <input type="checkbox"/> Partnership <input type="checkbox"/> Trust <input type="checkbox"/> Segregated Pool of Assets	Yes	No
	If you checked "Segregated Pool of Assets," enter the name and type of entity that owns the assets: Name _____ Type _____		
F	Number of residual interest holders in this REMIC ► _____		
G	Check this box if this REMIC has more than one residual interest holder and it is electing out of the centralized partnership audit regime under section 6221(b) ► <input type="checkbox"/> If you check this box, you must attach Schedule B-2 (Form 1065). If you have more than one residual interest holder and you didn't check this box, complete the Designation of Partnership Representative on page 4.		
H	At any time during calendar year 2018, did the REMIC have a financial interest in or signature authority or other authority over any foreign financial account, including bank, securities, or other types of financial accounts in a foreign country? If "Yes," the REMIC may have to file FinCEN Form 114. See instructions. If "Yes," enter name of foreign country ► _____		
I	During the tax year, did the REMIC receive a distribution from, or was it the grantor of, or transferor to, a foreign trust? If "Yes," see instructions for other forms the REMIC may have to file		
J	Enter the amount of tax-exempt interest accrued during the year ► _____		
K	Check this box if the REMIC had more than one class of regular interests ► <input type="checkbox"/> If so, attach a statement identifying the classes and principal amounts outstanding for each at the end of the year.		
L	Enter the sum of the daily accruals determined under section 860E(c) for the calendar year ► _____		

Schedule L Balance Sheets per Books	(a) Beginning of year	(b) End of year
Assets		
1 Permitted investments (see instructions):		
a Cash flow investments		
b Qualified reserve assets		
c Foreclosure property		
2 Qualified mortgages		
3 Other assets (attach statement)		
4 Total assets		
Liabilities and Capital		
5 Current liabilities (attach statement)		
6 Other liabilities (attach statement)		
7 Regular interests in REMIC		
8 Residual interest holders' capital accounts		
9 Total liabilities and capital		



Schedule M Reconciliation of Residual Interest Holders' Capital Accounts (Show reconciliation of each residual interest holder's capital account quarterly on Schedule Q (Form 1066), Item F.)

(a) Residual interest holders' capital accounts at beginning of year	(b) Capital contributed during year	(c) Taxable income (or net loss) from Section I, line 15	(d) Nontaxable income	(e) Unallowable deductions	(f) Withdrawals and distributions	(g) Residual interest holders' capital accounts at end of year (combine cols. (a) through (f))
				()	()	


Designation of Partnership Representative (see instructions)

Enter below the information for the partnership representative (PR) for the calendar year of this return.

Name of PR  _____ U.S. taxpayer identification number of PR 

U.S. address of PR  _____ U.S. phone number of PR 

If the PR is an entity, name of the designated individual for the PR  _____ U.S. taxpayer identification number of the designated individual 

U.S. address of designated individual  _____ U.S. phone number of designated individual 