

# 2017 JUNE AREA SURVEY

OMB No. 0535-0213  
 Approval Expires: 6/30/2018  
 Project Code: 124 QID: 090501  
 SMetaKey: 2761



**United States  
 Department of  
 Agriculture**



**NATIONAL  
 AGRICULTURAL  
 STATISTICS  
 SERVICE**

**USDA/NASS - Iowa**  
 Upper Midwest Region  
 210 Walnut St., #833  
 Des Moines, IA 50309  
 Phone: 1-800-772-0825  
 Fax: 1-855-271-9802  
 E-mail: NASSRFOUMR@nass.usda.gov

Please make corrections to name, address, ZIP Code and phone number, if necessary.

The information you provide will be used for statistical purposes only. Your response will be kept confidential and any person who willfully discloses ANY identifiable information about you or your operation is subject to a jail term, a fine, or both. This survey is conducted in accordance with the Confidential Information Protection provisions of Title V, Subtitle A, Public Law 107-347 and other applicable Federal laws. For more information on how we protect your information please visit: <https://www.nass.usda.gov/confidentiality>. Response to this survey is **voluntary**.

According to the Paperwork Reduction Act of 1995, an agency may not conduct or sponsor, and a person is not required to respond to, a collection of information unless it displays a valid OMB control number. The valid OMB control number is 0535-0213. The time required to complete this information collection is estimated to average 20 minutes per response, including the time for reviewing instructions, searching existing data sources, gathering and maintaining the data needed, and completing and reviewing the collection of information.

**Segment Number:** \_\_\_\_\_ **Tract letter:** \_\_\_\_\_ **County:** \_\_\_\_\_

State	Stratum	Segment	Tract	OFFICE USE – CHANGE BOX	
__	_____	<b>000</b> _____	__ <b>00</b>	Change = 1	785
				No Change = 3	
			<b>OFFICE USE STATE FIPS</b>	<b>OFFICE USE POID</b>	
			9971	9970	
			_____	_____	

1. I need to make sure we have your (the operator's) correct name, **mailing** address and phone number.  [Verify label if present.]

Name of  
 Farm, Ranch,  
 or Operation:

Name of Operator: \_\_\_\_\_  
(First)      (Middle)      (Last)

Mailing Address: \_\_\_\_\_  
(Route or street)

\_\_\_\_\_  
(City)      (State)      (ZIP Code)

Phone: ( \_\_\_\_\_ ) \_\_\_\_\_  
(Area Code)



**SECTION A - OPERATION DESCRIPTION (continued)**

4. During the past two years, has the operator received mail for this operation at any address other than the one shown on the Face Page?

**Code**

991

**Yes** - [Enter code 1 and continue.] . . . . .

a. Please provide the other address. . . . .

Name: _____
Address: _____
City: _____ State: _____ ZIP: _____
Phone: _____

**No** - [Continue.]

5. Excluding partners and landlords, were any other names associated with this operation in the past year? (For example, other business names, spouse's name, etc.)

**Code**

992

**Yes** - [Enter code 1 and continue.] . . . . .

a. Please provide the other name. . . . .

Name: _____
Address: _____
City: _____ State: _____ ZIP: _____
Phone: _____

**No** - [Continue.]

**SECTION C - SECTIONS TO BE COMPLETED**

1. [Is **CROPS – STOCKS** box at bottom of page checked?]

**Yes** - [Go to Section D.]

**No**

2. [Is this a **new segment** or **previously unknown** tract operator?]

**Yes** - [Check **CROPS - STOCKS** box at bottom of page, then go to Section D.]

**No**

3. [Was this tract **nonagricultural** last year?]

**Yes** - [Check **CROPS - STOCKS** box at bottom of page, then go to Section D.]

**No**

4. [Have you changed or corrected the **operation name, operator's name, or address** on Face Page?]

**Yes** - [Check **CROPS - STOCKS** box at bottom of page, then go to Section D.]

**No**

5. [Have you changed, corrected, or deleted any **partners' names** or addresses in Section A, page 2?]

**Yes** - [Check **CROPS - STOCKS** box at bottom of page, then go to Section D.]

**No** - [Go to Section D.]

<b>CROPS - STOCKS</b>

**SECTION D - CROPS AND LAND USE ON TRACT**

How many acres are inside this blue tract boundary drawn on the photo (map)?.....

Now I would like to ask about each field inside this blue tract boundary and its use during 2017.

Field Number		01	02	03	04	05
1.	Total acres in field	828	828	828	828	828
2.	Crop or land use [Specify]					
3.	Occupied farmstead or dwelling	843				
4.	Waste, unoccupied dwellings, buildings and structures, roads, ditches, etc.	841	841	841	841	841
5.	Woodland NP = Not Pastured (831) P = Pastured (832) [Check (v) type]	83_	83_	83_	83_	83_
		<input type="checkbox"/> NP <input type="checkbox"/> P	<input type="checkbox"/> NP <input type="checkbox"/> P	<input type="checkbox"/> NP <input type="checkbox"/> P	<input type="checkbox"/> NP <input type="checkbox"/> P	<input type="checkbox"/> NP <input type="checkbox"/> P
6.	Pasture Permanent (not in crop rotation)	842	842	842	842	842
	Cropland (used only for pasture)	856	856	856	856	856
8.	Idle cropland – idle all during 2017	857	857	857	857	857
9.	Two crops planted in this field or two uses of the same crop	<input type="checkbox"/> Yes <input type="checkbox"/> No	<input type="checkbox"/> Yes <input type="checkbox"/> No	<input type="checkbox"/> Yes <input type="checkbox"/> No	<input type="checkbox"/> Yes <input type="checkbox"/> No	<input type="checkbox"/> Yes <input type="checkbox"/> No
	[Specify second crop or use.]					
	Acres	844	844	844	844	844
10.	Acres left to be planted	610	610	610	610	610
11.	Acres irrigated and to be irrigated [If double cropped, include acreage of each crop irrigated.]	620	620	620	620	620
<b>Winter Wheat</b> (include cover crop)	Planted	540	540	540	540	540
	For grain or seed	541	541	541	541	541
<b>Oats</b> (include cover crop)	Planted and to be planted	533	533	533	533	533
	For grain or seed	534	534	534	534	534
<b>Corn</b> [exclude popcorn and sweet corn]	Planted and to be planted	530	530	530	530	530
	For grain	400	400	400	400	400
	For seed	398	398	398	398	398
<b>Other uses of grains planted</b> (Abandoned, silage, green chop, etc.)	Use					
	Acres					
<b>Hay</b> [Cut and to be cut for dry hay.]	Alfalfa and Alfalfa Mixtures	653	653	653	653	653
	Grain	656	656	656	656	656
	Other Hay	654	654	654	654	654
<b>Soybeans</b>	Planted and to be planted	600	600	600	600	600
	Following another harvested crop	602	602	602	602	602
<b>Other crops</b>	Acres planted or in use	848	848	848	848	848

**SECTION D - CROPS AND LAND USE ON TRACT**

[Add all field acreages and record in **total tract acres** (item 840).]

**TOTAL TRACT ACRES**

Field Number	06	07	08	09	00
1. Total acres in field	828	828	828	828	840
2. Crop or land use [Specify]					
4. Waste, unoccupied dwellings, buildings and structures, roads, ditches, etc.	841	841	841	841	
5. Woodland	83_	83_	83_	83_	
	NP = Not Pastured (831) P = Pastured (832) [Check (✓) type]				
	<input type="checkbox"/> NP <input type="checkbox"/> P	<input type="checkbox"/> NP <input type="checkbox"/> P	<input type="checkbox"/> NP <input type="checkbox"/> P	<input type="checkbox"/> NP <input type="checkbox"/> P	
6. Pasture	842	842	842	842	
	Permanent (not in crop rotation)				
	Cropland (used only for pasture)	856	856	856	
8. Idle cropland – idle all during 2017	857	857	857	857	
9. Two crops planted in this field or two uses of the same crop	<input type="checkbox"/> Yes <input type="checkbox"/> No	<input type="checkbox"/> Yes <input type="checkbox"/> No	<input type="checkbox"/> Yes <input type="checkbox"/> No	<input type="checkbox"/> Yes <input type="checkbox"/> No	
	[Specify second crop or use.]				
	Acres	844	844	844	
10. Acres left to be planted	610	610	610	610	
11. Acres irrigated and to be irrigated [If double cropped, include acreage of each crop irrigated.]	620	620	620	620	
<b>Winter Wheat</b> (include cover crop)	Planted	540	540	540	
	For grain or seed	541	541	541	
<b>Oats</b> (include cover crop)	Planted and to be planted	533	533	533	
	For grain or seed	534	534	534	
24. <b>Corn</b> [exclude popcorn and sweet corn]	Planted and to be planted	530	530	530	
25. [exclude popcorn and sweet corn]	For grain	400	400	400	
25a.	For seed	398	398	398	
<b>Other uses of grains planted</b> (Abandoned, silage, green chop, etc.)	Use				
	Acres				
<b>Hay</b> [Cut and to be cut for dry hay.]	Alfalfa and Alfalfa Mixtures	653	653	653	
	Grain	656	656	656	
	Other Hay	654	654	654	
<b>Soybeans</b>	Planted and to be planted	600	600	600	
	Following another harvested crop	602	602	602	
<b>Other crops</b>	Acres planted or in use	848	848	848	

**SECTION D - CROPS AND LAND USE ON TRACT (continued)**

83. How many of the (*line 33, Section D*) **other hay acres** will be **harvested**  
from **native** or **wild grasses** or **pasture** land? .....

Acres

655

•

**SECTION E - TOTAL ACRES OPERATED AND LAND USE**

1. Now I would like to ask about the **total acres operated** under this land arrangement. Include the farmstead, all cropland, woodland, pastureland, wasteland, and government program land.

	Acres	
a. On June 1, how many acres did this operation own? . . . . .	901	.
b. Rent or Lease from Others, or use Rent Free? ( <i>Exclude Federal, State and other types of land rented or leased on an AUM basis, BLM and Forest Service.</i> ) . . . . .	902	.
(i) Are any of these acres operated on a cash rent per acre basis?	Code	
<input type="checkbox"/> <b>Yes = 1</b> <input type="checkbox"/> <b>No = 3</b> . . . . .	903	

	Acres	
c. Rent or lease to others? . . . . .	905	.
d. [Total of items 1a + 1b – 1c.] Then the <b>total acres operated</b> under this arrangement is: . . . . .	900	.
e. Does this include the farmstead, all cropland, woodland, pastureland, wasteland, and government program land?		
<input type="checkbox"/> <b>Yes</b> - [Continue.] <input type="checkbox"/> <b>No</b> - [Make corrections, then continue.]		

2. On June 1, 2017, did this operation pay on a **per-head** or **animal unit month (AUM)** basis for livestock to graze on any land (private, Federal, State, Indian Reservation, etc.)?

<input type="checkbox"/> <b>Yes</b> - [Enter code 1 and continue.]	<input type="checkbox"/> <b>No</b> - [Enter code 3, then go to item 4.] . . .	Code 906
--	---	-------------

	Acres	
3. How many acres did this operation use on a <b>fee-per-head</b> or <b>animal unit month (AUM)</b> basis? ( <i>Include private, Federal, State, railroad, Public School District or Indian Reservation Land.</i> ) . . . . .	904	.

4. [Enumerator Action – Compare total acres operated and total tract acres in Section D.] If total acres operated are:

<input type="checkbox"/> Less than Tract Acres?	[Make corrections to tract or total acres.]
<input type="checkbox"/> Equal to Tract Acres?	[Verify tract and total acreage. Make corrections if needed.]
<input type="checkbox"/> More than Tract Acres?	[Continue. No action needed.]

	Acres	
5. Of the <b>total acres operated</b> , how many acres are considered cropland, including land in hay, summer fallow, idle cropland, cropland used for pasture and cropland in government programs? . . .	802	.
6. Of the <b>total acres operated</b> , how many acres are in the Conservation Reserve Program (CRP) or in the Wetland Reserve Program (WRP)? . . . . .	911	.

**SECTION E - TOTAL ACRES OPERATED AND LAND USE (continued)**

7. For the **Total Rented or Leased Acres reported in item 1b**, how many acres are rented/leased from others for cash and what is the cash rent/lease per acre by land type?

(Exclude:

- Rent paid on a whole farm basis,
- Land rented or leased on a share basis,
- Land rented or leased on a per head or AUM basis,
- Land rented or leased free of charge,
- Rent or lease that includes buildings, such as barns, and
- Federal, State and other types of land rented or leased on an AUM basis, BLM and Forest Service.)

(1) How many of the <b>total acres</b> are <b>rented or leased</b> <b>from others for</b> <b>cash</b> during the 2017 crop year?	(2) What is the <b>cash rent/lease</b> <b>per acre</b> for the 2017 crop year?
Acres	Dollars Per Acre
421	422
424	425
427	428

- a. Non-irrigated cropland  
(**Include** acres cut and to be cut for hay) . . . . .
- b. Irrigated cropland  
(**Include** fruit, nut, berry, vineyard, nursery and hay land) . . . . .
- c. Permanent pasture, grazing or grassland. . . . .

8. [Is the **CROPS - STOCKS BOX** checked on Page 3?]

- Yes** - [Continue.]       **No** - [Go to **Section G** - Hogs and Pigs.]

9. [Were **WHEAT, OATS, BARLEY, or RYE** reported in **Section D**, Tract Acres?]

- Yes** - [Enter 1 in Code Box 161, then go to item 10.]
- No** - 9a. On the **total acres operated**, was any wheat, oats, barley, or rye planted or will any be planted for any purpose for the 2017 crop year?

- Yes = 1**       **Don't Know = 2**       **No = 3** . . . . .

Code
161

The next questions are about crops planted this year (2017) on the **total acres operated**.

10. How many acres (including double cropped acres) were or will be planted to:

- a. **Corn** for all purposes, excluding popcorn and sweet corn? . . . . .
- b. **Soybeans** for all purposes? . . . . .
- d. Seedings of **new alfalfa** or **alfalfa mixtures**?  
(**Include** mixed with a nurse crop, other forage, or direct seedings.) . . . . .

Acres Planted and To Be Planted
500
504
528



**SECTION E.1 - GMO/GE CROPS ON TOTAL ACRES OPERATED**

The National Agricultural Statistics Service is measuring the use of **Genetically Modified/Genetically Engineered (GMO/GE) Seed varieties** for the 2017 crop year. We need to know about acreage planted and to be planted with GMO/GE seed this spring or summer for the current crop year.

A few examples of GMO/GE seed varieties available are:

- **Corn** - Roundup Ready®, YieldGard®, LibertyLink®, Herculex®, Optimum® AcreRMax®, Genuity® SmartStax®, Agrisure Viptera® 3220 E-Z Refuge™
- **Soybeans** - Roundup Ready®

11. [Was any **corn** acreage reported in item 10a?]

- Yes** - [Continue.]                       **No** - [Go to item 12.]

a. How many of the **corn** acres for this operation were or will be planted with genetically modified/engineered:

[Report each acre only once.]

- (i) stacked gene varieties? (**Include** only varieties that contain genetic resistance to both insects and herbicides including any "Refuge in a bag" (RIB) seed products. **Exclude** any acreage specifically planted for a refuge with non-Bt seed.) . . . . .
- (ii) herbicide resistant only varieties? (**Exclude** non-genetically modified/engineered herbicide resistant varieties.) . . . . .
- (iii) Bt only varieties? (**Include** varieties that only contain Bt gene or genes for resistance to different types of insects. **Exclude** any acreage specifically planted for a refuge with non-Bt seed.) . . .

Acres Planted and To Be Planted	
527	•
549	•
529	•

12. [Was any **soybean** acreage reported in item 10b?]

- Yes** - [Continue.]                       **No** - [Go to **Section F.**]

a. How many of the **soybean** acres for this operation were or will be planted with a genetically modified/engineered herbicide resistant only variety? (**Exclude** non-genetically modified/engineered herbicide resistant varieties.) . . . . .

Acres Planted and To Be Planted	
595	•

**Completion Code for GMO/GE Crops for Section E.1**

- 1 – Incomplete, has GMO/GE crops listed 688
- 2 – Incomplete, presence of GMO/GE crops listed is unknown
- 3 – Valid Zero

**SECTION F - GRAINS AND OILSEEDS IN STORAGE  
ON ENTIRE OPERATION**

1. On June 1, what was the **Storage Capacity** of all structures normally used to store **Whole Grains** or **Oilseeds** on the total acres operated? . . . . . bushels

Capacity
808

Please account for whole grains and oilseeds stored June 1 on the total acres operated, whether for feed, seed, or sale. They may have belonged to you or someone else or been stored under a government program (loan, farmer owned reserve, or CCC).

2. On June 1, were any of the following crops on hand or stored on this operation from 2016 and earlier crop years:

- |  | <b>No</b>                | <b>Yes</b>               |                             |
|--|--------------------------|--------------------------|-----------------------------|
| a. Whole Grain Corn? . . . . .   | <input type="checkbox"/> | <input type="checkbox"/> | How many bushels? . . . . . |
| b. Soybeans? . . . . .   | <input type="checkbox"/> | <input type="checkbox"/> | How many bushels? . . . . . |
| c. Wheat, including all types?<br>(Winter, Durum, and Spring). . . . . | <input type="checkbox"/> | <input type="checkbox"/> | How many bushels? . . . . . |
| d. Oats? . . . . .   | <input type="checkbox"/> | <input type="checkbox"/> | How many bushels? . . . . . |

Amount on Hand June 1 from 2016 and Earlier Crop Years
121
125
126
123

3. Were any of the stocks on hand reported in Item 2 (above), new crop from the 2017 harvest?

- Yes** - [Correct Item 2 to exclude all 2017 crop stocks, then continue.]
- No** - [Continue.]

Completion Code for Stocks	
1 – Incomplete, has stocks	141
2 – Incomplete, stocks presence unknown	
3 – Valid Zero	

### SECTION G - HOGS AND PIGS

1. On **June 1**, did this operation **own** or **raise** any hogs or pigs, regardless of location?  
(**Including** hogs or pigs being raised under contract for you by someone else.)

**Yes** - [Go to item 2.]

**No** - 1a. Will anyone **raise** hogs or pigs on this operation at any time between now and December 1, 2017?

- Yes = 1**
- Don't Know = 2**
- No = 3**

Enter code, then go to **Section H** .....

<b>Code</b>
492

### Hogs on The Total Acres Operated

2. On **June 1**, how many hogs and pigs were on the **total acres operated**?  
(**Include** sows, gilts, boars, market hogs, unweaned pigs and hogs no longer used for breeding.) .....

<b>Head</b>
324

[If no hogs are on the total acres operated, go to item 4.]

3. Are any of the [item 2] hogs or pigs **owned by someone else**?

**Yes** - 3a. How many hogs and pigs **owned** by someone else were on this operation on **June 1**? .....

<b>Head</b>
322

3b. Who **owns** the hogs and pigs? .....

3c. Is this hog owner a contractor?

- Yes**
- No**

(Owner's Name, Address, & Phone Number)

Name \_\_\_\_\_

Address \_\_\_\_\_

City, St., Zip \_\_\_\_\_

Phone \_\_\_\_\_

**No** - [Continue.]

<b>OFFICE USE STATE FIPS</b>
6326

<b>OFFICE USE POID</b>
327

### Hogs Owned By This Operation

4. On **June 1**, how many hogs and pigs did this operation **own** regardless of location?  
(**Include** hogs or pigs being raised under contract for you by someone else.) .....

<b>Head</b>
300

[If no hogs owned, go to Section H.1]

5. Are any of these [item 4] hogs located on someone else's land or hog facility?

**Yes** - 5a. On whose land or hog facility are these hogs located? .....

Name \_\_\_\_\_

Address \_\_\_\_\_

City, St., Zip \_\_\_\_\_

Phone \_\_\_\_\_

**No** - [Continue.]

6. Have you **raised** hogs or pigs under any other business name during the last 12 months?

**Yes** - 6a. What is the other name? . .

Name \_\_\_\_\_

Address \_\_\_\_\_

City, St., Zip \_\_\_\_\_

Phone \_\_\_\_\_

**No** - [Continue.]

<b>Office Use</b>
326

**SECTION H - TOTAL CATTLE AND CALVES**

1. On **June 1**, were any **cattle and calves**, regardless of ownership, on the total acres operated?  
 (Cattle and calves on grazing land leased on a **fee per head** or **animal unit month (AUM)** basis should be included by the cattle owner. excluded by the land owner.)

**Yes** - [Continue with **item 2**.]

**No** - 1a. Were any cattle or calves on the total acres operated, at any time, during the period of January 1, 2017 through May 31, 2017?


**Yes** - [Enter **1** in code Box 493, then **go to item 6**.]

**No** - Will there be any cattle or calves on the total acres operated from now through **December 31, 2017**?

**Yes = 1**

**Don't Know = 2**

**No = 3**



Enter code, then go to **Section I**

**Code**

493

2. Of the total number of cattle and calves on hand June 1, how many were:

**Head**

a. Beef cows, including beef heifers that had calved? . . . . . +

351

b. Milk cows, including any dry cows? (Exclude any heifers not yet freshened.) . . . . . +

352

c. Bulls weighing 500 pounds or more? . . . . . +

353

d. Heifers that had not calved, weighing 500 pounds or more:

(i) for beef cow replacement? . . . . . +

(ii) for milk cow replacement? . . . . . +

354

(iii) other heifers 500 pounds or more? . . . . . +

355

e. Steers weighing 500 pounds or more? . . . . . +

356

f. Heifer, steer, and bull calves weighing less than 500 pounds, including newborn calves? . . . . . +

357

3. **[Add items 2a through 2f]**

Then the total cattle and calves on hand June 1 was: . . . . . =

358

350

Is that correct? [If not, make corrections.]

**Cattle and Calves On Feed**

We need to know about the cattle and calves **on feed** for the slaughter market. Their ration would include grain, silage, hay, or protein supplement.

- **Include** cattle being fed by you for others.
- **Exclude** any of your cattle being custom fed in feedlots operated by others.
- **Exclude** cattle being “backgrounded only” for sale as feeders, for later placement on feed in another feedlot, or to be returned to pasture.
- **Exclude** cows and bulls on feed.

**Head**

4. How many **cattle and calves** were **on feed** June 1 that will be shipped **directly** from your feedlot to the slaughter market? . . . . .

652

**Calf Crop for 2017**

(Calves born on grazing land leased on a **fee per head** or **animal unit month (AUM)** basis should be included by the cattle owner. excluded by the land owner.)

**Head**

5. Of the **cows and heifers** on the total acres operated on June 1, how many are **expected to calve** during the period June 1 through December 31, 2017? . . . . .

361

6. Of the **calves born** on the total acres operated during the period January 1 through May 31, 2017, how many: (**Exclude calves purchased**.)

a. were **on hand** June 1? . . . . . +

363

b. were **sold, moved off** the total acres operated, or **slaughtered** before June 1? . . . . . +

364

c. had **died** before June 1? (**Exclude calves born dead**.) . . . . . +

365

7. **[Add items 6a through 6c]**

Then the **total calves born** January 1 through May 31, 2017 was: . . . . . =

362

**SECTION I - SHEEP AND LAMBS**

1. On June 1, 2017, were any **sheep or lambs**, regardless of ownership, on the total acres operated?  
(**Include Barbados and all hair breed sheep. Sheep and lambs on grazing land leased on a *fee per head* or *animal unit month (AUM)* basis should be *included* by the sheep owner, *excluded* by the land owner.**)

**Yes** - [Continue with **item 2**.]

**No** - 1a. Were any sheep or lambs on the total acres operated, at any time, during the period of January 1, 2017 through May 31, 2017?

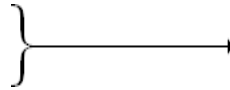
**Yes** - [Enter **1** in code Box 494, then **go to Section J**.]

**No** - Will there be any sheep or lambs on the total acres operated from now through **December 31, 2017**?

**Yes = 1**

**Don't Know = 2**

**No = 3**



Enter code, then go to **Section J**

**Code**

494

**Head**

280

2. On June 1, 2017, how many sheep and lambs, regardless of ownership, were on the total acres operated? .....

**SECTION J - GOATS AND KIDS**

1. On June 1, 2017, were any **goats or kids**, regardless of ownership, on the total acres operated?

**Yes** - [Continue with item 2.]

**No** - 1a. Were any goats or kids on the total acres operated, at any time, during the period of January 1, 2017 through May 31, 2017?

**Yes** - [Enter 1 in code Box 1171, then **go to Section K.**]

**No** - Will there be any goats or kids on the total acres operated from now through **December 31, 2017**?

**Yes = 1**

**Don't Know = 2**

**No = 3**



Enter code, then  
go to **Section K**

Code
1171

2. Of the goats and kids on this operation on June 1, 2017, how many were:  
(\*\*\*Report based on utilization regardless of breed\*\*\*)

a. **Angora** goats? .....

b. **Milk** goats? .....

c. **Meat and Other** goats? .....

Head
1179
1185
1191

**SECTION K - EQUINE**

1. On June 1, were there any **horses, ponies, mules, donkeys or burros**, regardless of ownership, on the total acres operated?

**Yes** - [Continue with **item 2**.]     **No** - [Go to **Section L**.]

2. On June 1, how many [species] regardless of ownership, were on the total acres operated? .....

3. How many of the (**item 2**) [species] does this operation own? .....

	<b>Horses or Ponies</b>	<b>Mules, Donkeys or Burros</b>
Number	209	208
Number	211	212

**SECTION L - OTHER AGRICULTURAL INFORMATION**

**AGRICULTURAL LABOR**

1. During 2017, will this operation have anyone on the payroll to do agricultural work?  
(*Include full-time and part-time workers, paid family members, and hired managers. Exclude contract labor.*)

**Yes = 1**       **Don't Know = 2**       **No = 3**      .....

**Code**

990

**Number**

989

[If Yes] 1a. What will be (was) the largest number, including paid family members,  
on the payroll on any one day? .....



## SECTION M - LAND VALUES

### Tract Acres – Value Per Acre

Now I would like to ask about the market value of the land **inside** the blue tract boundary.  
 By “market value,” I mean the value at which the land could be sold under current market conditions.

[Show photo and refer to fields recorded in **Section D**.]

- For the (**Section D**) acres reported within this **blue boundary**, I need your best estimate of the market value of these acres by type of land. This value should exclude the value of all dwellings and buildings.

[Check (√) if reported in **Section D**.]

**Dollars Per Acre**

- |                          |   |     |
|--------------------------|---|-----|
| <input type="checkbox"/> | a. Cropland? (Include fruit, nut, berry, vineyard and nursery land.)..... | 410 |
| <input type="checkbox"/> | d. Permanent pasture, grazing or grassland?.....                          | 413 |

- What is the most likely use of this land if it were sold under current market conditions for the value reported above? [Enter code.]

<input type="checkbox"/> Agricultural Use Only. ....	[Enter Code 1.]	} →	<b>Code</b>	
<input type="checkbox"/> Immediate Development (Residential or Commercial) .....	[Enter Code 2.]		438	
<input type="checkbox"/> Expected Future Development (Residential or Commercial) ....	[Enter Code 3.]			
<input type="checkbox"/> Other (Specify: _____). ....	[Enter Code 4.]			

### Entire Farm - Total Value of Land and Buildings

The following questions relate to the **total acres** you own or operate. Include all land both inside and outside the blue tract boundary. Include all land, dwellings, barns and other buildings for the (**Section E**) **total acres operated** that you reported earlier.

	<b>Total Value</b>
3. What is your best estimate of the total market value of all the land and buildings <b>owned</b> ?.....	432
4. What is your best estimate of the total market value of all the land and buildings <b>rented or leased from others</b> ?.....	433
5. What is your best estimate of the total market value of all the land and buildings <b>rented or leased to others</b> ?.....	434
6. Which of the following best describes the change in the total market value of all the land and buildings in your operation since June 1, 2016?	
<input type="checkbox"/> <b>Increase = 1</b> - [Enter Code 1 then go to item a.]	<b>Code</b>
<input type="checkbox"/> <b>Decrease = 2</b> - [Enter Code 2 then go to item a.]	518
<input type="checkbox"/> <b>No Change = 3</b> - [Enter Code 3 then go to <b>Section N</b> .] .....	<b>Percent</b>
a. What percent change best describes the <b>increase or decrease</b> in the total market value of all the land and buildings in your operation since June 1, 2016?.....	519



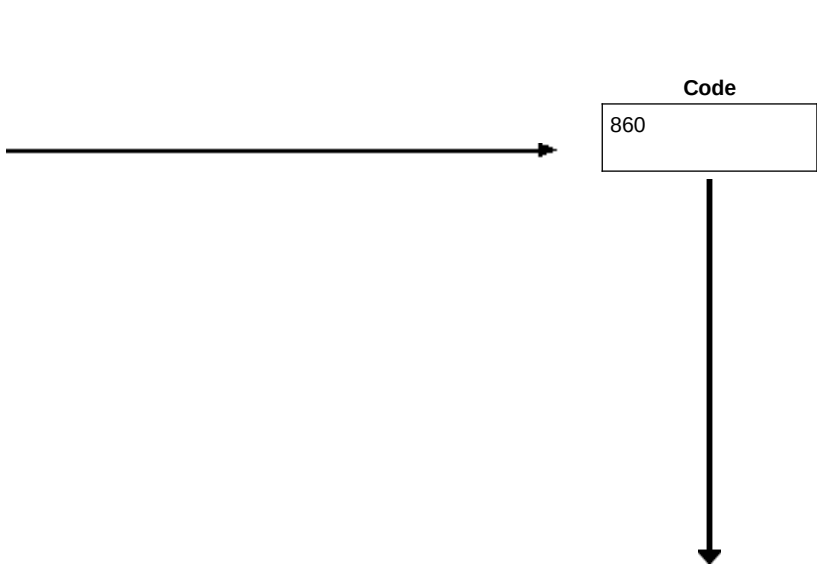
**SECTION N - ECONOMIC DATA ON ENTIRE OPERATION**

Now I would like to classify the total acres operated on June 1 in terms of total gross value of sales.  
 [Be sure sales represent only **2016 and earlier years' production** from acres operated in Section E.]  
 [Show respondent the Sales Card.]

- Considering:**
- Sales of all crops, livestock, poultry, and livestock products (*milk, eggs, etc.*) sold in 2016.
  - The value of product removed for all crops, livestock, and poultry produced under contract in 2016.
  - Sales of all miscellaneous agricultural products in 2016.
  - All government agricultural payments received in 2016.
  - Landlord's share of government payments and crops sold in 2016.

1. What code represents the total gross value of sales, including government agricultural payments?

Total Value	Code
'None' during 2016 . . . . .	99 <input type="checkbox"/>
\$ 1 --- \$ 999	1 <input type="checkbox"/>
\$ 1,000 --- \$ 2,499	2 <input type="checkbox"/>
\$ 2,500 --- \$ 4,999	3 <input type="checkbox"/>
\$ 5,000 --- \$ 9,999	4 <input type="checkbox"/>
\$ 10,000 --- \$ 24,999	5 <input type="checkbox"/>
\$ 25,000 --- \$ 49,999	6 <input type="checkbox"/>
\$ 50,000 --- \$ 99,999	7 <input type="checkbox"/>
\$ 100,000 --- \$ 249,999	8 <input type="checkbox"/>
\$ 250,000 --- \$ 499,999	9 <input type="checkbox"/>
\$ 500,000 --- \$ 999,999	10 <input type="checkbox"/>
\$ 1,000,000 --- \$ 2,499,999	11 <input type="checkbox"/>
\$ 2,500,000 --- \$ 4,999,999	12 <input type="checkbox"/>
\$ 5,000,000 and over . . . . .	13 <input type="checkbox"/>



*[Enumerator Action Box]*

**Is Sales Code in Code Box 860 equal to '1' or '99'?**

**YES** - [Go to Point Recording Sheet, page 19.]

**NO** - [Continue.]

**Is the Crops-Stocks Box checked on Page 3?**

**YES** - [Go to Point Recording Sheet, page 19.]

**NO** - [Go to item 2, page 20.]

**SECTION N - ECONOMIC DATA ON ENTIRE OPERATION (continued)**  
**POINT RECORDING SHEET**

**ENUMERATOR ACTION:** [Record all 2016 crops, land uses, and livestock or poultry now on the total acres operated, then go to item 2.]

<b>Cropland</b>	<b>Acres</b>	<b>Hav</b>	<b>Acres</b>	<b>Vegetables/Melons</b>	<b>Acres</b>
Abandoned Crops. . . . .	022 .	Alfalfa. . . . .	057 .	Cantaloupes. . . . .	296 .
Cover Crops. . . . .	023 .	Grain. . . . .	058 .	Cucumbers. . . . .	297 .
CRP/WRP. . . . .	<b>Section E</b>	Other. . . . .	059 .	Lima Beans. . . . .	298 .
Idle Cropland. . . . .	025 .	<b>Woodland Crops</b>	<b>Acres</b>	Peas (green). . . . .	299 .
Summer Fallow. . . . .	026 .	Cut Christmas Trees. . .	060 .	Pumpkins. . . . .	301 .
_____ . . . . .	027 .	Maple (Number of Taps)	076	Snap Beans. . . . .	302 .
		Short Rotation Woody Crops. . . . .	078 .	Sweet Corn. . . . .	303 .
		_____ . . . . .	079 .	Tomatoes. . . . .	304 .
				_____ . . . . .	305 .
<b>Government Payments</b>	<b>Whole Dollars</b>				
CRP/WRP Payments. . . . .	028				
Other Gov't Payments. . . . .	029				
<b>Pasture/Rangeland</b>	<b>Acres</b>	<b>Indoor Nursery</b>	<b>Square Feet</b>	<b>Livestock</b>	<b>Number</b>
Cropland used only for Pasture. . . . .	030 .	Mushrooms. . . . .	134	Honey Bees (colonies)	306
Permanent Pasture. . . . .	031 .	_____ . . . . .	135	Bison. . . . .	307
Woodland Pasture. . . . .	032 .			Cattle: Milk Cows. . . .	<b>Section H</b>
		<b>Outdoor Nursery</b>	<b>Acres</b>	Cattle: All Other. . . . .	<b>Section H</b>
		_____ . . . . .	136 .	Chickens/Broilers. . . .	310
<b>Field Crops Intended for Harvest</b>	<b>Acres</b>			Deer. . . . .	311
Barley. . . . .	033 .	<b>Fruits/Nuts</b>	<b>Acres</b>	Ducks. . . . .	312
Corn. . . . .	034 .	Almonds. . . . .	137 .	Elk. . . . .	313
Cotton. . . . .	035 .	Apples. . . . .	154 .	Emus. . . . .	314
Dry Beans. . . . .	036 .	Cherries. . . . .	155 .	Geese. . . . .	331
Dry Southern Peas (Cowpeas)	037 .	Grapefruit. . . . .	156 .	Goats. . . . .	<b>Section J</b>
Flaxseed. . . . .	038 .	Grapes. . . . .	157 .	Hogs. . . . .	<b>Section G</b>
Lentils. . . . .	039 .	Olives. . . . .	158 .	Horses/Ponies. . . . .	<b>Section K</b>
Oats. . . . .	040 .	Oranges. . . . .	200 .	Alpacas/Llamas. . . . .	335
Peanuts. . . . .	041 .	Peaches. . . . .	201 .	Mink. . . . .	748
Peas, Dry Edible. . . . .	042 .	Pears. . . . .	202 .	Mules/Donkeys/Burros	<b>Section K</b>
Potatoes. . . . .	043 .	Pecans. . . . .	203 .	Ostriches. . . . .	750
Rice. . . . .	044 .	_____ . . . . .	204 .	Quail. . . . .	751
Rye. . . . .	045 .			Rabbits. . . . .	752
Sorghum. . . . .	046 .	<b>Berries</b>	<b>Acres</b>	Sheep. . . . .	<b>Section I</b>
Soybeans. . . . .	047 .	Blueberries. . . . .	205 .	Turkeys. . . . .	754
Sugarbeets. . . . .	048 .	Cranberries. . . . .	206 .	_____ . . . . .	755
Sugarcane. . . . .	049 .	Raspberries. . . . .	210 .	<b>Aquaculture</b>	<b>Number</b>
Sunflowers. . . . .	052 .	Strawberries. . . . .	293 .	Acres of ponds in use	756 .
Sweet Potatoes/Yams. . . . .	053 .	_____ . . . . .	294 .	Fish (number). . . . .	757
Tobacco. . . . .	054 .			Fish (pounds). . . . .	758
Wheat. . . . .	055 .			Trout Eggs. . . . .	759
_____ . . . . .	056 .			_____ . . . . .	760

**SECTION N - ECONOMIC DATA ON ENTIRE OPERATION (continued)**  
**TYPE OF FARM**

2. [Refer to Sales Card] Of the farm income reported, which of these categories represents the largest portion of the gross income from the operation?  
 [If no income reported in 2016, which category best describes the type of operation.]

- 1 - **Grains, Oilseeds, Dry Beans, and Dry Peas** ..... 1   
 (corn, flaxseed, grain silage and forage, grains and oilseeds, popcorn, rice, small grains, sorghum, soybeans, sunflowers, straw, etc.)
- 2 - **Tobacco** ..... 2
- 3 - **Cotton and Cottonseed** ..... 3
- 4 - **Vegetables, Melons, Potatoes, and Sweet Potatoes** ..... 4   
 (beets, cabbage, cantaloupes, pumpkins, sweet corn, tomatoes, watermelons, vegetable seeds, etc.)
- 5 - **Fruit, Tree Nuts, and Berries** ..... 5   
 (almonds, apples, blueberries, cherries, grapes, hazelnuts, kiwifruit, oranges, pears, pecans, strawberries, walnuts, etc.)
- 6 - **Nursery, Greenhouse, Floriculture, and Sod** ..... 6   
 (bedding plants, bulbs, cut flowers, flower seeds, foliage plants, mushrooms, nursery potted plants, shrubbery, sod, etc.)
- 7 - **Cut Christmas Trees and Short Rotation Woody Crops** ..... 7
- 8 - **Other Crops, Hay, CRP, and Pasture** ..... 8   
 (grass seed, hay and grass silage, hops, maple syrup, mint, peanuts, sugarcane, sugarbeets, CRP, etc.)
- 9 - **Hogs and Pigs** ..... 9
- 10 - **Milk and Other Dairy Products (from cows)** ..... 10
- 11 - **Cattle and Calves** ..... 11   
 (beef and dairy cattle for breeding stock, fed cattle, beef and dairy cull animals, stockers and feeders, veal calves, etc.)
- 12 - **Sheep, Goats, and their Products** ..... 12   
 (wool, mohair, milk, cheese, etc.)
- 13 - **Horses, Ponies, and Mules** ..... 13   
 (burros and donkeys)
- 14 - **Poultry and Eggs** ..... 14   
 (broilers, chickens, turkeys, ducks, eggs, emus, geese, hatchlings, ostriches, pigeons, pheasants, quail, poultry products, etc.)
- 15 - **Aquaculture** ..... 15   
 (catfish, trout, ornamental and other fish, mollusks, crustaceans, etc.)
- 16 - **Other Animals and Other Animal Products** ..... 16   
 (honey bees, honey, rabbits, fur-bearing animals, semen, manure, other animal specialties, etc.)

<b>Code</b> 862
--------------------

## SECTION O - COMPUTER USE

The next group of questions relate to computer use on your farm. These questions will help us measure trends and changes in computer use in farm business.

[Check (✓) Response and Enter code.]

		<b>Code</b>
1. Do you (the operator) have access to a desktop or laptop computer? . . . . .	<input type="checkbox"/> <b>Yes = 1</b> [Enter code and continue.] <input type="checkbox"/> <b>Don't Know = 2</b> [Enter code then go to item 4.] <input type="checkbox"/> <b>No = 3</b> [Enter code then go to item 4.]	981
2. Do you (the operator) own or lease a desktop or laptop computer? . . . . .	<input type="checkbox"/> <b>Yes = 1</b> <input type="checkbox"/> <b>Don't Know = 2</b> <input type="checkbox"/> <b>No = 3</b>	980
3. Do you (the operator) use a desktop or laptop computer for farm business purposes? . . . . .	<input type="checkbox"/> <b>Yes = 1</b> <input type="checkbox"/> <b>Don't Know = 2</b> <input type="checkbox"/> <b>No = 3</b>	982
4. Do you use a tablet or smart phone for farm business purposes? . . . . .	<input type="checkbox"/> <b>Yes = 1</b> <input type="checkbox"/> <b>Don't Know = 2</b> <input type="checkbox"/> <b>No = 3</b>	987
5. Do you (the operator) have access to the Internet, or have you had access in the last 12 months? . .	<input type="checkbox"/> <b>Yes = 1</b> [Enter code and continue.] <input type="checkbox"/> <b>Don't Know = 2</b> [Enter code then go to Section P.] <input type="checkbox"/> <b>No = 3</b> [Enter code then go to Section P.]	983
a. What was the primary method of accessing the Internet in the last 12 months? . . . . .	<input type="checkbox"/> <b>Dial-up = 1</b> <input type="checkbox"/> <b>DSL = 2</b> <input type="checkbox"/> <b>Cable modem = 3</b> <input type="checkbox"/> <b>Fiber-optic = 4</b> <input type="checkbox"/> <b>Mobile Internet service for a cell phone or other device (tablet, iPad, etc.) = 5</b> <input type="checkbox"/> <b>Satellite = 6</b> <input type="checkbox"/> <b>Don't Know = 7</b> <input type="checkbox"/> <b>Other = 8</b>	931
b. Did you (the operator) purchase agricultural inputs over the Internet in the last 12 months? (Seed, fertilizer, chemicals, veterinarian supplies, feed, machinery, replacement parts, farm supplies, office equipment, etc.). . . . .	<input type="checkbox"/> <b>Yes = 1</b> <input type="checkbox"/> <b>Don't Know = 2</b> <input type="checkbox"/> <b>No = 3</b>	984
c. Did you (the operator) conduct agricultural marketing activities over the Internet in the last 12 months? (Direct sales of commodities, on-line crop and livestock auctions, on-line market advisory services, commodity price tracking, etc.).	<input type="checkbox"/> <b>Yes = 1</b> <input type="checkbox"/> <b>Don't Know = 2</b> <input type="checkbox"/> <b>No = 3</b>	985
d. Did you (the operator) use the Internet to access National Agricultural Statistics Service (NASS) reports in the last 12 months? . . . . .	<input type="checkbox"/> <b>Yes = 1</b> <input type="checkbox"/> <b>Don't Know = 2</b> <input type="checkbox"/> <b>No = 3</b>	986
e. Did you (the operator) use the Internet to access other USDA reports and research information or other USDA services in the last 12 months? . . . . .	<input type="checkbox"/> <b>Yes = 1</b> <input type="checkbox"/> <b>Don't Know = 2</b> <input type="checkbox"/> <b>No = 3</b>	988
f. Did you (the operator) use the Internet to access any <b>other</b> Federal government Website in the past 12 months? . . . . .	<input type="checkbox"/> <b>Yes = 1</b> <input type="checkbox"/> <b>Don't Know = 2</b> <input type="checkbox"/> <b>No = 3</b>	993

**SECTION O - COMPUTER USE** (continued)

These last three questions will measure use of the Internet to conduct agricultural business with the Federal government and Internet usage for conducting non-agricultural business.

[Check (√) Response and Enter code.]

		<u>Code</u>
6. Did you (the operator) use the Internet to conduct agricultural business with any USDA Website in the past 12 months? <i>(Use USDA Service Center eForms, Access your USDA Customer Statement, etc.)</i> . . . . .	<input type="checkbox"/> <b>Yes = 1</b> <input type="checkbox"/> <b>Don't Know = 2</b> <input type="checkbox"/> <b>No = 3</b>	970 <hr/>
7. Did you (the operator) use the Internet to conduct agricultural business with any <b>other</b> Federal government Website in the last 12 months? <i>(Apply for Federal Disaster Relief, etc.)</i> . . . . .	<input type="checkbox"/> <b>Yes = 1</b> <input type="checkbox"/> <b>Don't Know = 2</b> <input type="checkbox"/> <b>No = 3</b>	971 <hr/>
8. Did you (the operator) use the Internet to conduct any non-agricultural business in the last 12 months? <i>(Make airline reservations, order gifts/services, etc.)</i> . . . . .	<input type="checkbox"/> <b>Yes = 1</b> <input type="checkbox"/> <b>Don't Know = 2</b> <input type="checkbox"/> <b>No = 3</b>	932 <hr/>

**SECTION P - OPERATOR CHARACTERISTICS**

**1. Age of operator as of December 31, 2016?**

[Check (√) age of operator and enter code.]

- Less than 25 years. . . . . = 1
- 25 - 34 years. . . . . = 2
- 35 - 44 years. . . . . = 3
- 45 - 54 years. . . . . = 4
- 55 - 64 years. . . . . = 5
- 65 years and over. . . . . = 6

Code
821

**2. Ethnicity of operator?** [Check (√) one and enter code.]

- Hispanic or Latino . . . . . = 1
- Not Hispanic or Latino . . . . . = 3

822
-----

**3. Race of operator?** [Check (√) one or more and enter code.]

- White. . . . . = 1
- Black or African American . . . . . = 2
- American Indian or Alaska Native (*Specify tribe:* ) . . . . . = 3
- Asian. . . . . = 4
- Native Hawaiian or Other Pacific Islander . . . . . = 5

823
-----

**4. Sex of operator?** [Complete from observation and enter code.]

- Male . . . . . = 1
- Female . . . . . = 2

824
-----

**5. In what year did the operator begin to operate any part of this operation? . . . . .**

Year
896    _ _ _ _



**SECTION R - CONCLUSION**

**Survey Results:** To receive the complete results of this survey on the release date, go to [www.nass.usda.gov/Surveys/Guide\\_to\\_NASS\\_Surveys/](http://www.nass.usda.gov/Surveys/Guide_to_NASS_Surveys/)

Would you rather have a brief summary mailed to you at a later date?

**Yes = 1**

**No = 3**

<b>Code</b>
9990

**COMMENTS:**

9911
Phone: (      )

9910	MM	DD	YY
Date:			

Respondent Name: \_\_\_\_\_

**This completes the survey. Thank you for your help.**

OFFICE USE											
Response		Respondent		Mode		Enum.	Eval.	Optional Use			
1-Comp	9901	1-Op/Mgr	9902	3-Face-to-Face	9903	9998	9900	9907	9908	9906	9916
5-R – Est		2-Sp									
6-Inac – Est		3-Acct/Bkpr									
		4-Partner									
		9-Oth									
S/E Name											